



The economic value of Saskatchewan Polytechnic

ANALYSIS OF THE ECONOMIC IMPACT
AND RETURN ON INVESTMENT OF EDUCATION



Lightcast & Higher Education Institutions

20+ years working with higher education institutions

3,000+ economic impact studies completed

30+ statewide systems have received economic impact studies from Lightcast



What is an
ECONOMIC IMPACT ANALYSIS?

Measures how an event or institution affects the local economy

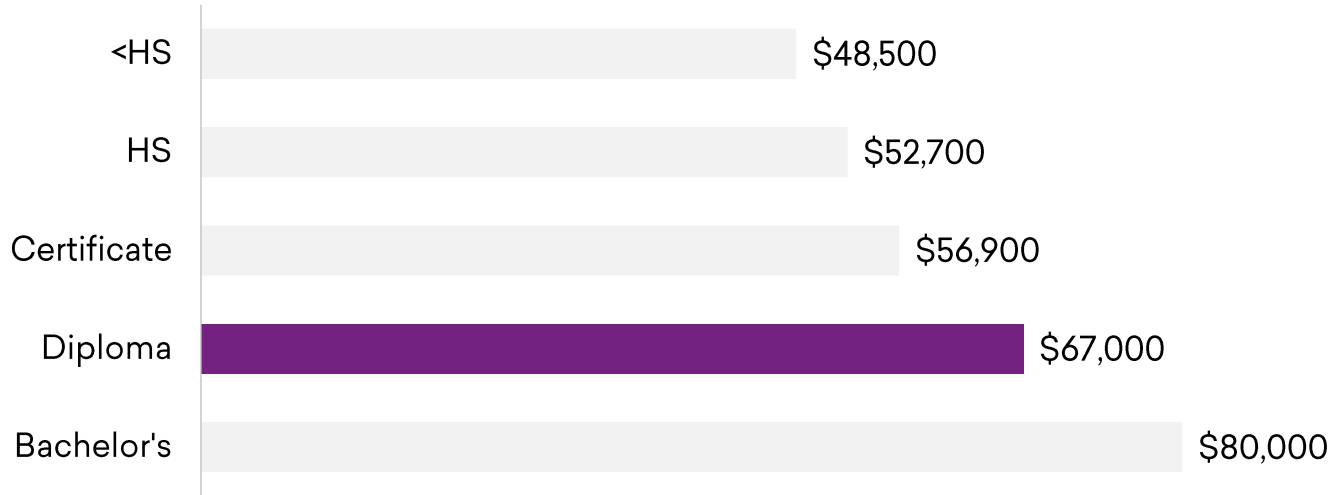


What is an
INVESTMENT ANALYSIS?

A comparison of the costs and benefits to determine the return on investment

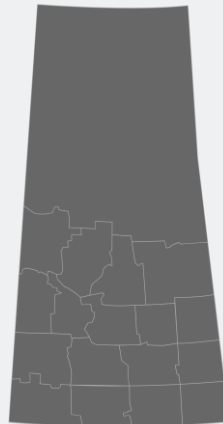
About Saskatchewan

AVERAGE EARNINGS BY EDUCATION LEVEL



\$69.6 billion

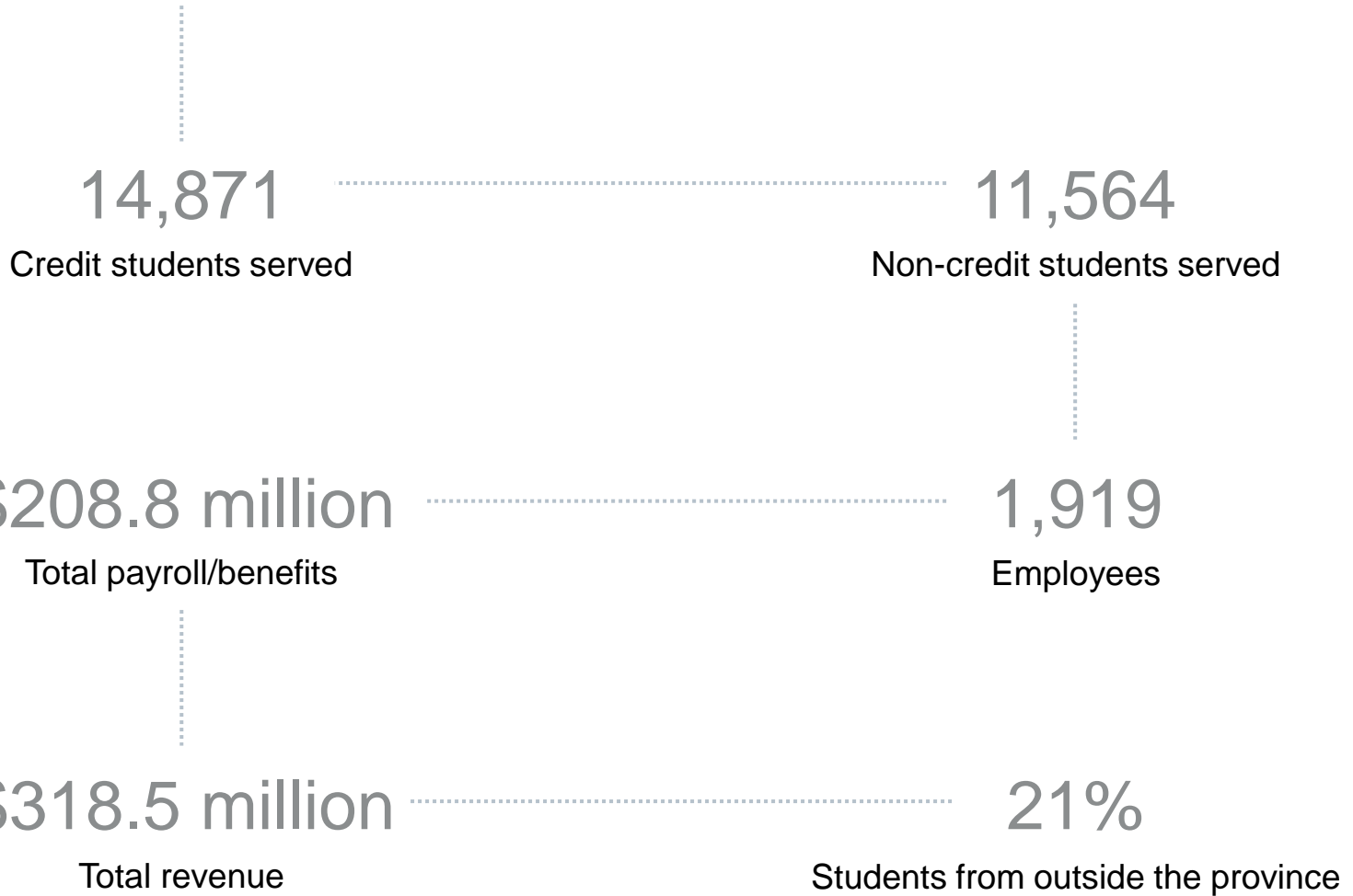
Total Gross Provincial
Product (GPP)



589,828

Total Jobs

Sask Polytech in FY 2022-23



Overview of results



\$2.6 billion

Total income added to the province

3.8%

Of province's GPP

30,385

Total jobs supported in the province



2.1

Benefit-cost ratio for students

4.1

Benefit-cost ratio for taxpayers

8.0

Benefit-cost ratio for society



ECONOMIC IMPACT ANALYSIS



Operations Spending Impact

*University payroll and
other spending + ripple effects*


\$228.2 million

Added provincial income

OR

2,037

Jobs supported in the province



Research Spending Impact

*Research payroll and other
research spending + ripple effects*

\$7.7 million

Added provincial income

OR

78

Jobs supported in the province



ECONOMIC IMPACT ANALYSIS



Student Spending Impact

Relocated/retained student spending + ripple effects

\$65.1 million

Added provincial income

OR

977

Jobs supported in the province



Alumni Impact

Higher alumni earnings and increased business profit + ripple effects

\$2.3 billion

Added provincial income

OR

27,292

Jobs supported in the province



ECONOMIC IMPACT ANALYSIS

\$2.6 billion

Total income added
in the province

OR

3.8%

Of province's GDP

30,385

Total jobs supported
in the province

OR

1 out of **19** jobs in the
province

Top industry impacts (jobs supported)

Health Care &
Social Assistance
9,275

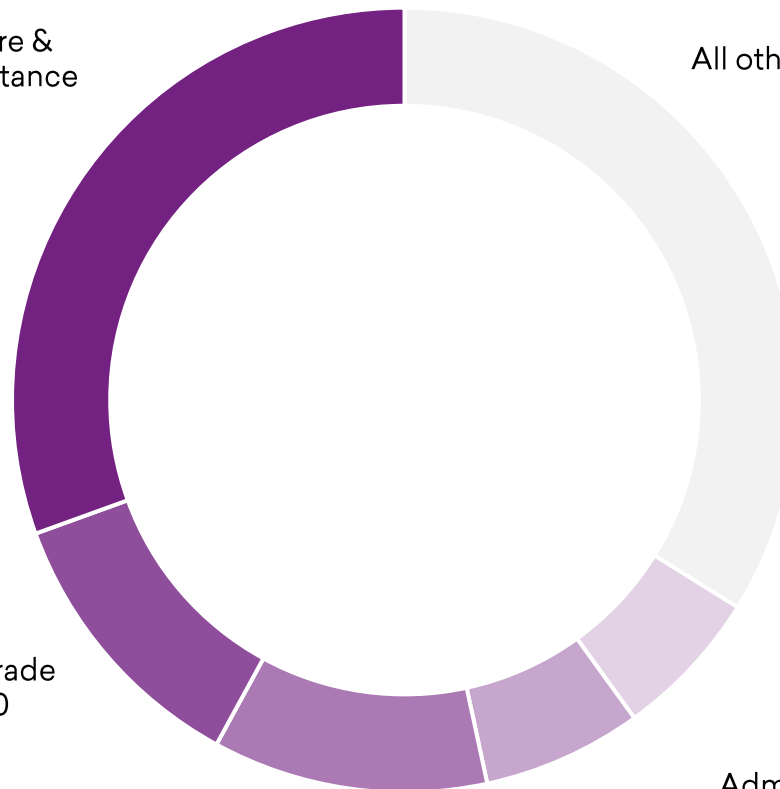
All other industries

Retail Trade
3,500

Accommodation &
Food Services
3,445

Construction
1,999

Public
Administration
1,879





INVESTMENT ANALYSIS



Student Perspective

\$701.3 million

Benefit: Higher future earnings

\$327.3 million

Cost: Tuition, supplies, opportunity cost

2.1

Benefit/cost ratio

16.2%

Rate of return



Taxpayer Perspective

\$878 million

Benefit: Future tax revenue, government savings

\$215.9 million

Cost: Provincial and local funding

4.1

Benefit/cost ratio

21.4%

Rate of return



Social Perspective

\$4.3 billion

Benefit: Growth in provincial economic base, future earnings, tax revenue, and private and social savings

\$540.8 million

Cost: All university and student costs

8.0

Benefit/cost ratio


n/a*

Rate of return

Future benefits are discounted to the present.

* The rate of return is not reported for the social perspective because the beneficiaries are not necessarily the same as the original investors.

The results of this study
were prepared by



Lightcast