



## 2022-23 Graduate Follow-up Survey Results

### Institutional Research and Analysis

#### Introduction

Saskatchewan Polytechnic (“Sask Polytech”) annually surveys its graduates in certificate, diploma, and degree programs to determine their employment status six to twelve months after graduation. Graduates were asked to report on their employment outcomes, satisfaction with their program and their experience at Sask Polytech, experience of Work-Integrated Learning (WIL), and further post-secondary education.

The 2022-23 Graduate Follow-up Survey was conducted between March and June of 2024. Of a valid sample of 4,935 graduates, 2,147 completed the survey, yielding a response rate of 43.5%. Of the 2,147 completed surveys, 1,599 were from programs delivered by Sask Polytech, and the remaining 548 surveys were from programs delivered by broker institutions.

The margin of error at the institution level is +/- 1.59% at a 95% confidence level. Results at the program level may not be statistically reliable due to small sample sizes. Caution is needed when interpreting those results.

#### About the Report

This report presents the results from the 2022-23 Graduate Follow-up Survey. Five-year trended results (2018-19 to 2022-23 graduates) are provided (in the last four dashboards) where questions remain unchanged to allow comparisons of the results year over year.

The numbers in this report have been rounded to zero decimal place. As a result, the sums of percentages may not equal to 100% in some charts.

Questions where multiple responses were allowed have been noted on individual dashboards. The sums of percentages within these questions may be more than 100%.

To view the findings of the survey for a specific program or subcategory, select school, program, credential, campus, and other desired categories from the filters on the “Report Filters” tab. On each result page of the report, click the home icon on the top right corner to go back to the report filters page to make changes to the filters.

By default, programs delivered by Sask Polytech are selected in the Program Delivery filter. To view the results for programs delivered by broker institutions, select “Brokered” option instead.



## 2022-23 Graduate Follow-up Survey Results Institutional Highlights

The highlights of the 2022-23 Graduate Follow-up Survey Results focus on programs delivered by Sask Polytech only (excluding brokered programs) unless otherwise stated.

### Respondent profile

Graduates from the School of Business (21%) and the School of Nursing (18%) accounted for approximately 40% of all the graduates surveyed.

The proportions of female graduates, international graduates, indigenous graduates, and graduates with disability were 54%, 32%, 11%, and 6% respectively.

### Employment Outcomes

Overall, the 2022-23 graduates saw an employment rate of 96% and earned an average of \$52,785 annually.

Full-time employment rate and full-time training related employment rate were 84% and 66% respectively. Average annual salaries were \$55,601 for full-time employment and \$58,321 for full-time training related employment.

A strong majority (94%) were employed in Saskatchewan at the time of the survey.

Three quarters (76%) of the employed reported their main job being related to the program taken at Sask Polytech.

More than one half of the employed reported having found employment while attending school (28%) or before graduation (24%).

Most commonly, graduates were unemployed because they were not able to find employment related to their training and skills (36%).

Graduate satisfaction was very positive with respect to instruction delivered (95% satisfied or very satisfied), educational experience at Sask Polytech (94%), and program overall (94%). Satisfactions with campus activities (71%), student support services (84%), and campus facilities (85%) were moderately strong due to a sizable proportion being not sure about their assessment.

Perceptions on program benefits were very positive. A large majority indicated their program at least to some extent provided them with skills and knowledge relevant in the workplace (97%), improved employment opportunities (90%) or improved earning potential (86%).

Sask Polytech received strong endorsement from graduates: a strong majority would recommend the institution (95%) or their program (89%) to others.

### Work-Integrated Learning (WIL) and Further Post-Secondary Education (PSE)

Two-thirds (65%) graduates participated in WIL as part of their program, up 11 percentage points from the previous year (54%). More than one-half (55%) of those who participated in WIL were offered a job by the organization that hosted WIL.

Perceived benefits of WIL were very positive in terms of developing workplace knowledge and skills (98% at least to some extent), gaining a better understanding of the industry (97%), improving employment opportunities (93%), and networking with professionals from the industry (92%). Perceived benefit of WIL in earning money to help with tuition costs was moderate (61%).

A small proportion (14%) of the graduates surveyed were taking further PSE at the time of the survey, of which six in ten (61%) were enrolled full-time. Nearly one half (47%) of those pursuing further PSE chose Sask Polytech again, and most graduates enrolled (72%) were taking a program related to the one completed at Sask Polytech.



## 2022-23 Graduate Follow-up Survey Results Institutional Research and Analysis

Please use the filters below to select specific student populations.

**Program Delivery**

Sask Polytech

**School**

All

**Program**

All

**Credential**

All

**Administering Campus**

All

**Base or Con Ed**

All

**Indigenous**

All

**International**

All

**Gender**

All

**Disability**

All

**Visible Minority**

All

# Respondent Profile

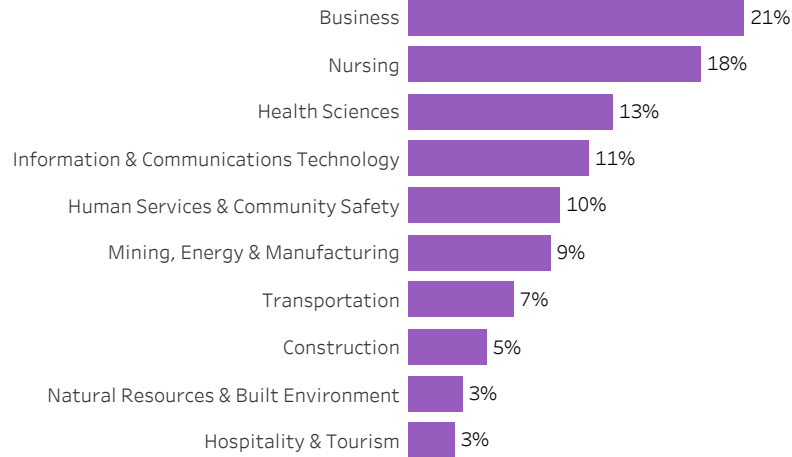
Number of Respondents  
**1,599**

Delivery: **Sask Polytech** | School: **All** | Program: **All**  
 Credential: **All** | Admin Campus: **All** | Base/CE: **All**  
 Indigenous: **All** | International: **All**  
 Gender: **All** | Disability: **All** | Visible Minority: **All**

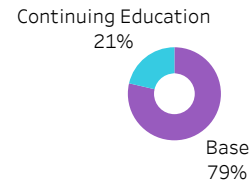


[Click to go to filters](#)

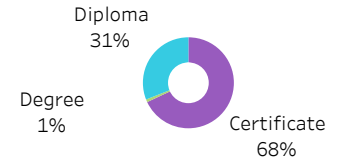
## School



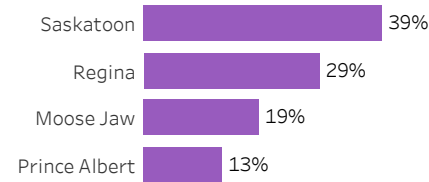
## Base/CE



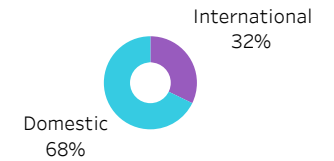
## Credential



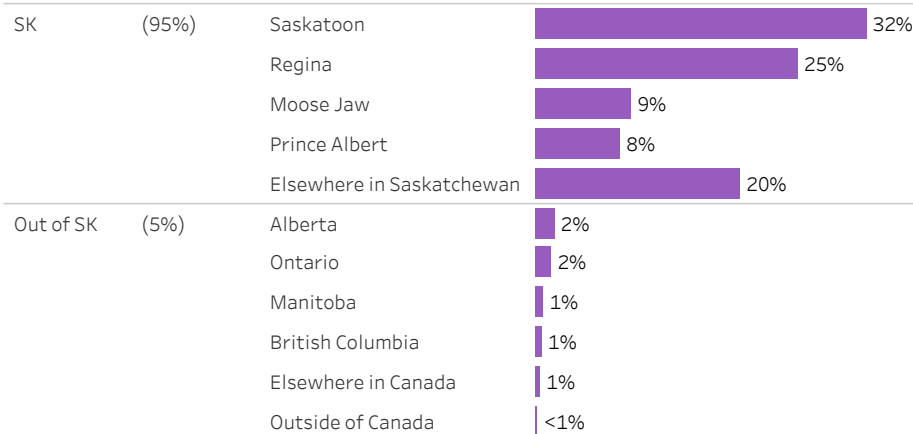
## Campus



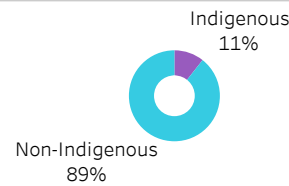
## International



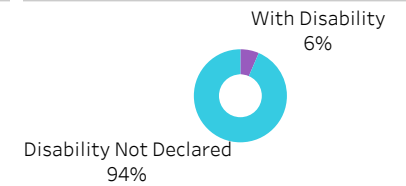
## Current Location



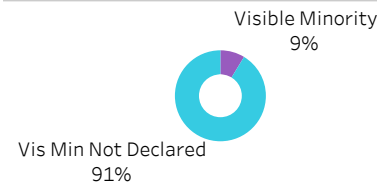
## Indigenous



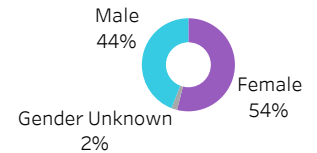
## Disability



## Visible Minority



## Gender



# Employment Outcomes (1)

Number of Respondents  
**1,599**

Delivery: **Sask Polytech** | School: **All** | Program: **All**  
 Credential: **All** | Admin Campus: **All** | Base/CE: **All**  
 Indigenous: **All** | International: **All**  
 Gender: **All** | Disability: **All** | Visible Minority: **All**



[Click to go to filters](#)

## Employment Rate

# Available Workforce	1,494
# Grads Employed	1,430
Employment Rate	96%
# Grads Employed Full-time	1,255
Full-time Employment Rate	84%
# Grads Employed Training Related	1,091
Training Related Employment Rate	73%
# Grads Employed Full-time Training Related	993
Full-time Training Related Employment Rate	66%

## Annual Salary (\$)

Overall	Average Salary	52,785
	Median Salary	49,400
Full-time Employment	Average Salary	55,601
	Median Salary	50,024
Training Related Employment	Average Salary	56,516
	Median Salary	51,688
Full-time Training Related Employment	Average Salary	58,321
	Median Salary	52,650

## Location of Employment

SK (94%)	Saskatoon	32%
	Regina	25%
	Prince Albert	8%
	Moose Jaw	7%
	Elsewhere in Saskatchewan	23%
Out of SK (6%)	Alberta	2%
	Ontario	2%
	Manitoba	1%
	British Columbia	1%
	Elsewhere in Canada	<1%
	Outside of Canada	<1%

## Number of Paying Jobs

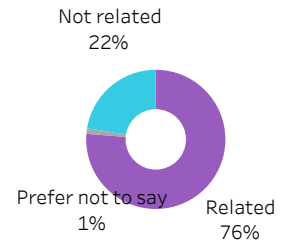
One	76%
Two	21%
Three	2%
Four or more	<1%

## Work Hour

Average hour: 38.8

Less than 30 hours	9%
30 to 40 hours	75%
More than 40 hours	16%

## Relatedness of Job to Training



## Employment Outcomes (2)

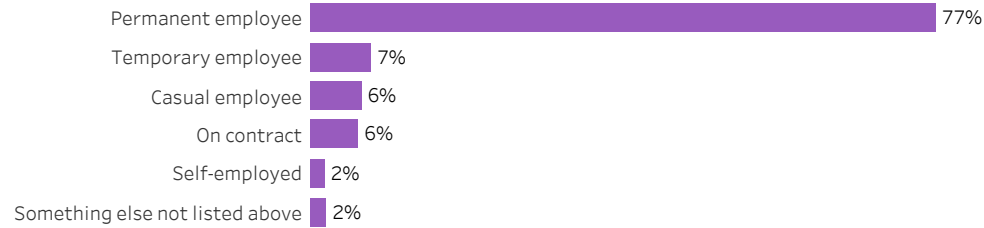
Number of Respondents  
**1,599**

Delivery: **Sask Polytech** | School: **All** | Program: **All**  
 Credential: **All** | Admin Campus: **All** | Base/CE: **All**  
 Indigenous: **All** | International: **All**  
 Gender: **All** | Disability: **All** | Visible Minority: **All**

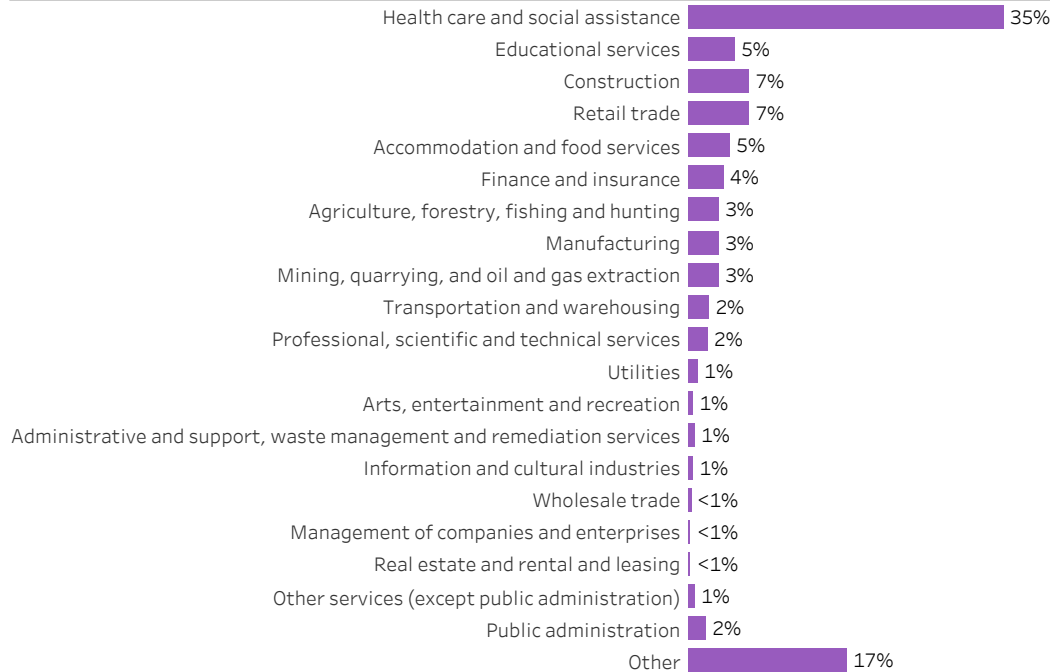


[Click to go to filters](#)

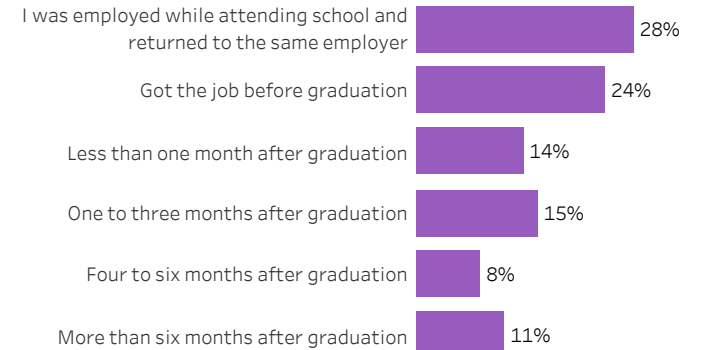
### Employment Status



### Industry

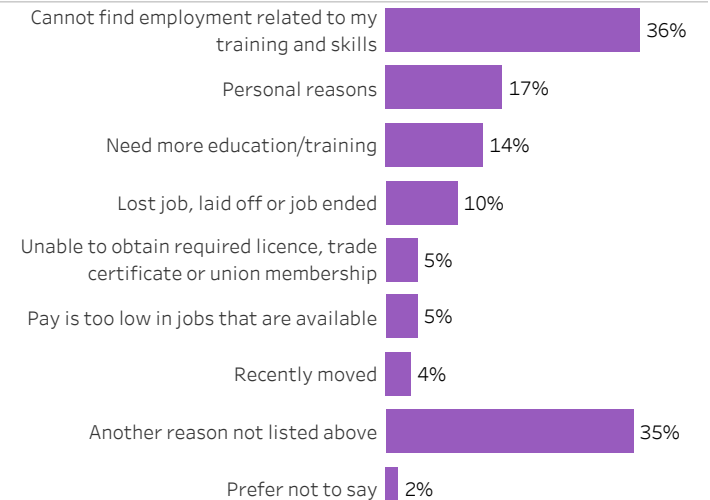


### Time Taken to Find Job



### Reason for Unemployment

(Multiple responses allowed)



# Graduate Satisfaction and Program Benefits

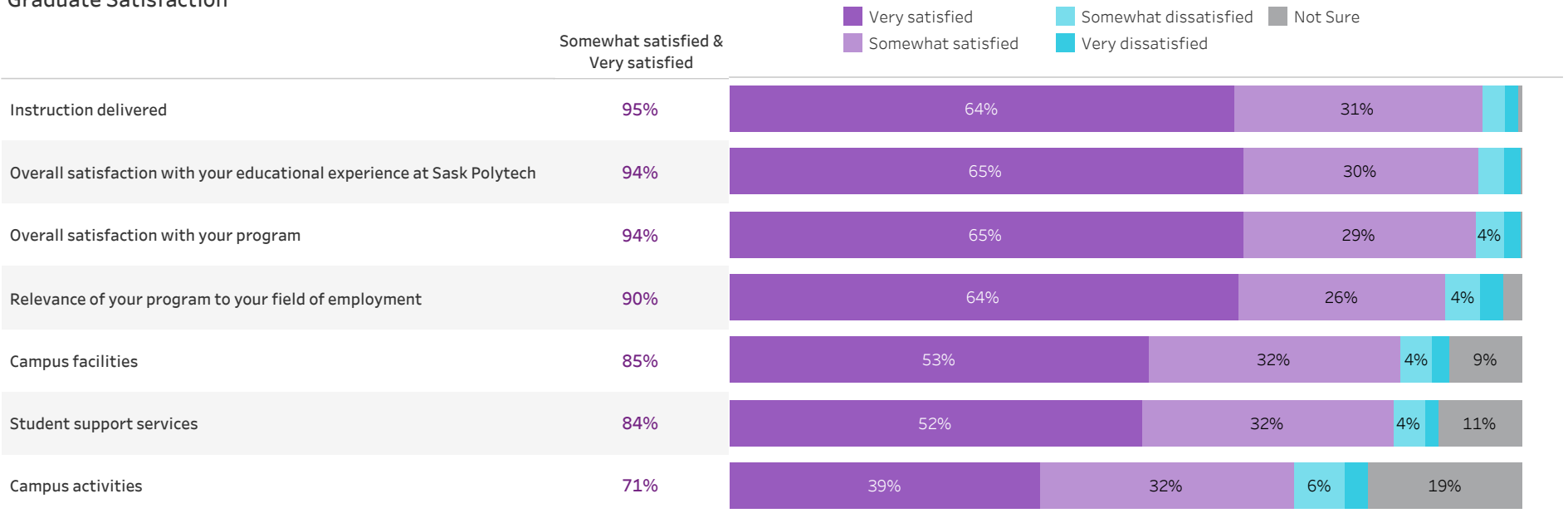
Number of Respondents  
**1,599**

Delivery: **Sask Polytech** | School: **All** | Program: **All**  
 Credential: **All** | Admin Campus: **All** | Base/CE: **All**  
 Indigenous: **All** | International: **All**  
 Gender: **All** | Disability: **All** | Visible Minority: **All**

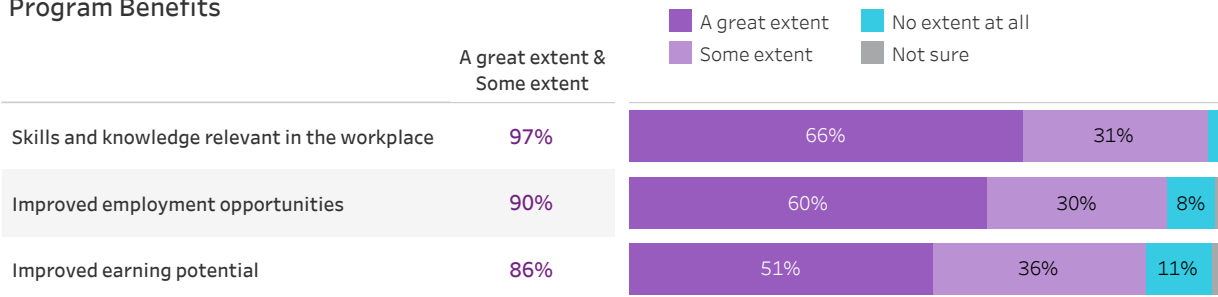


Click to go to filters

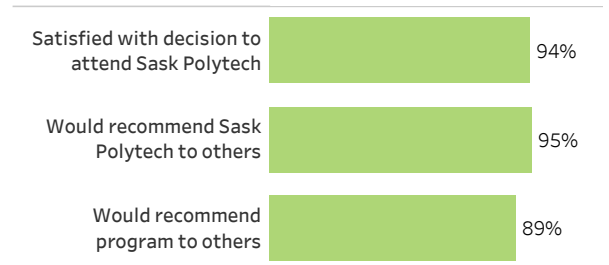
## Graduate Satisfaction



## Program Benefits



## Endorsement



# Work Integrated Learning (WIL) and Further PSE

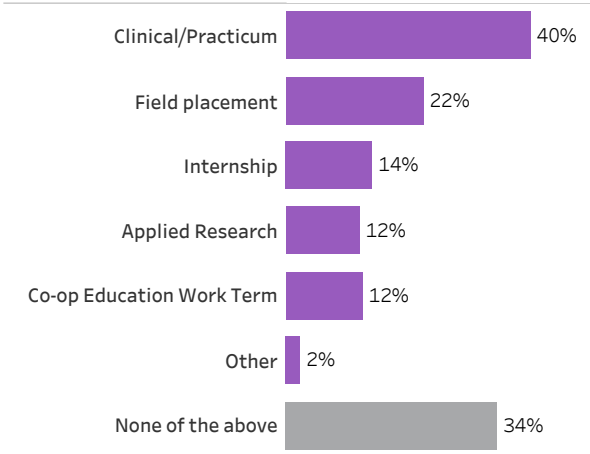
Number of Respondents  
**1,599**

Delivery: **Sask Polytech** | School: **All** | Program: **All**  
 Credential: **All** | Admin Campus: **All** | Base/CE: **All**  
 Indigenous: **All** | International: **All**  
 Gender: **All** | Disability: **All** | Visible Minority: **All**

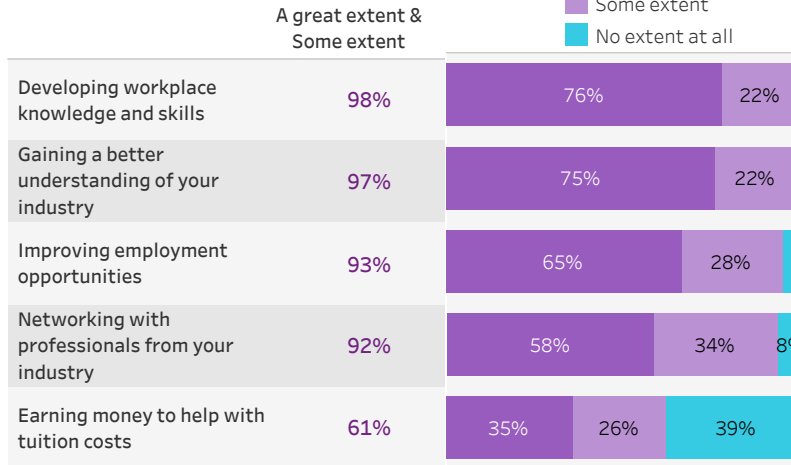


[Click to go to filters](#)

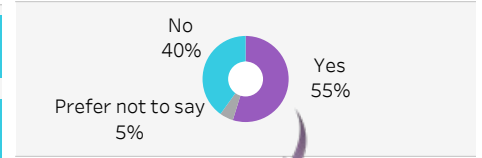
## Participation in WIL



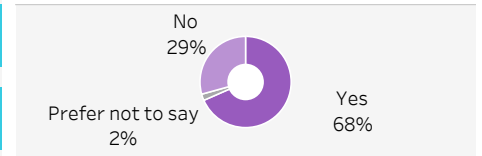
## Benefits of WIL Experience



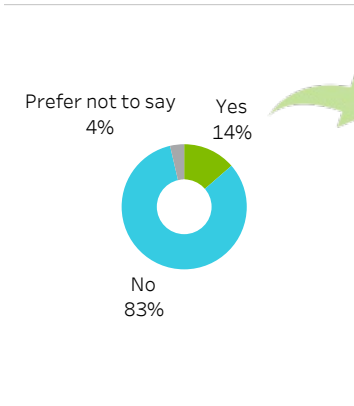
## Offered Job by WIL Hosting Organization



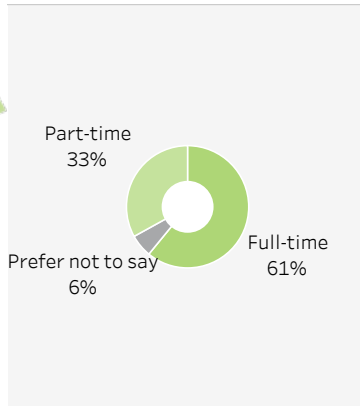
## Currently Employed with WIL Hosting Organization



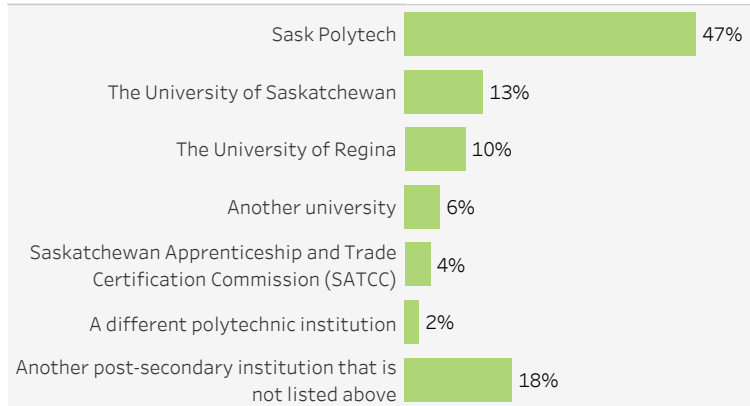
## Currently Taking PSE



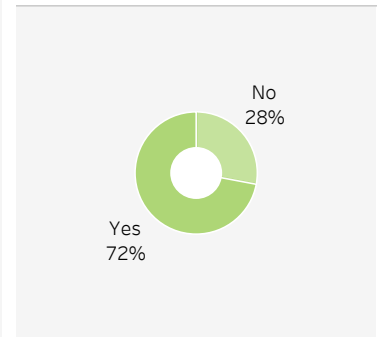
## Enrolment Status



## Post-Secondary Institution Enrolled in



## Current Program Related to Program Completed at Sask Polytech





# Trended Results - Employment Outcomes (1)

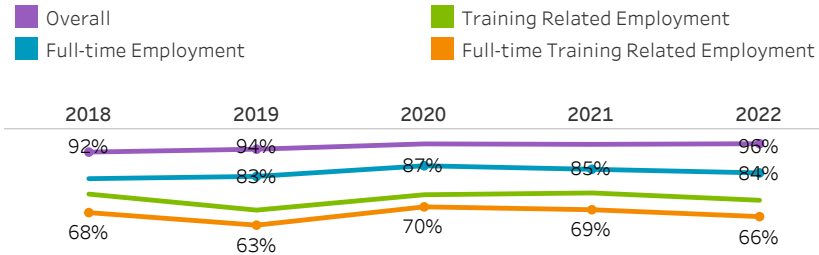
Number of Respondents	2018-19	2,032
	2019-20	1,952
	2020-21	1,912
	2021-22	2,043
	2022-23	1,599

Delivery: **Sask Polytech** | School: **All** | Program: **All**  
 Credential: **All** | Admin Campus: **All** | Base/CE: **All**  
 Indigenous: **All** | International: **All**  
 Gender: **All** | Disability: **All** | Visible Minority: **All**

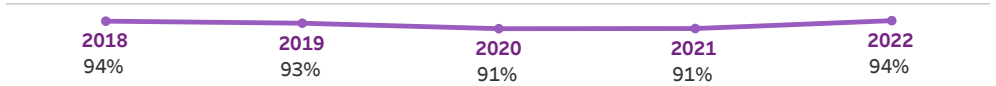


[Click to go to filters](#)

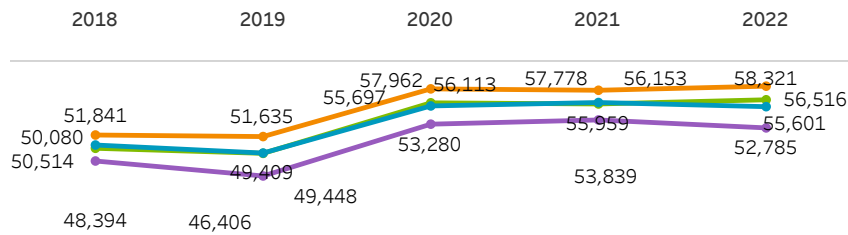
## Employment Rate



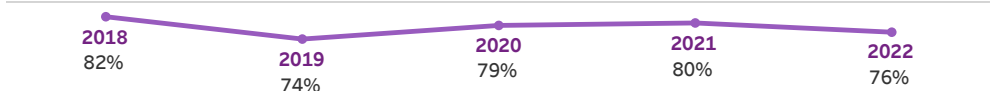
## Main Job Located in SK



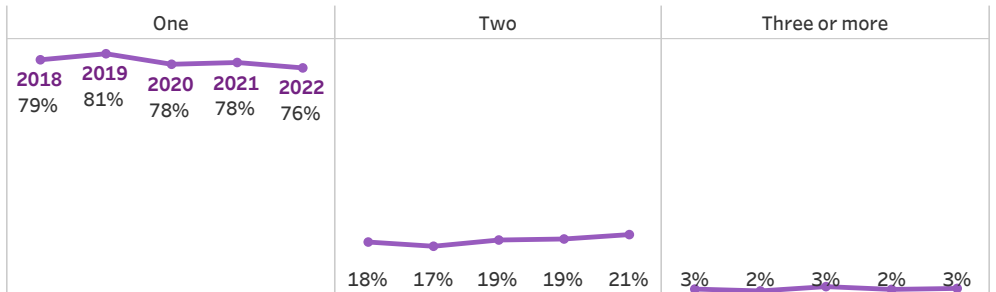
## Average Annual Salary (\$)



## Job Related to Training



## Number of Paying Jobs



# Trended Results - Employment Outcomes (2)

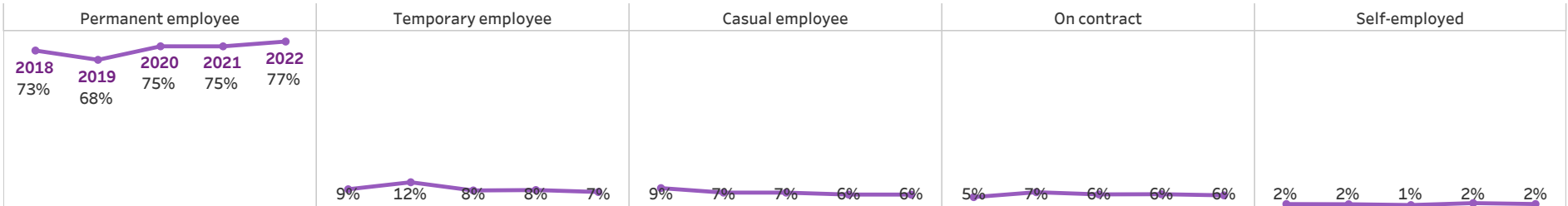
Number of Respondents	2018-19	2,032
	2019-20	1,952
	2020-21	1,912
	2021-22	2,043
	2022-23	1,599

Delivery: **Sask Polytech** | School: **All** | Program: **All**  
 Credential: **All** | Admin Campus: **All** | Base/CE: **All**  
 Indigenous: **All** | International: **All**  
 Gender: **All** | Disability: **All** | Visible Minority: **All**

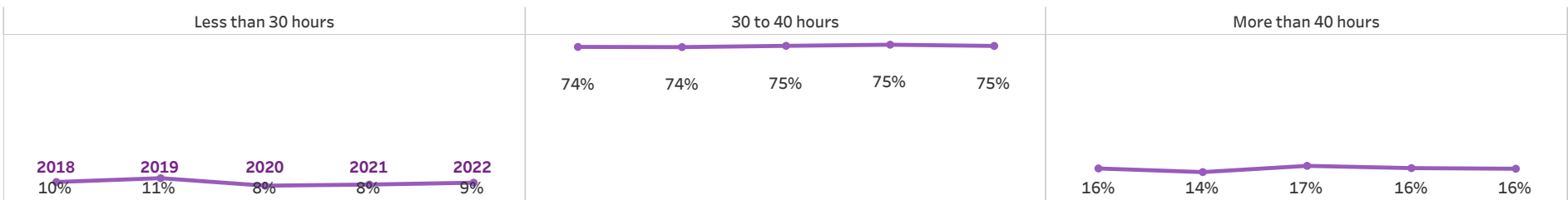


[Click to go to filters](#)

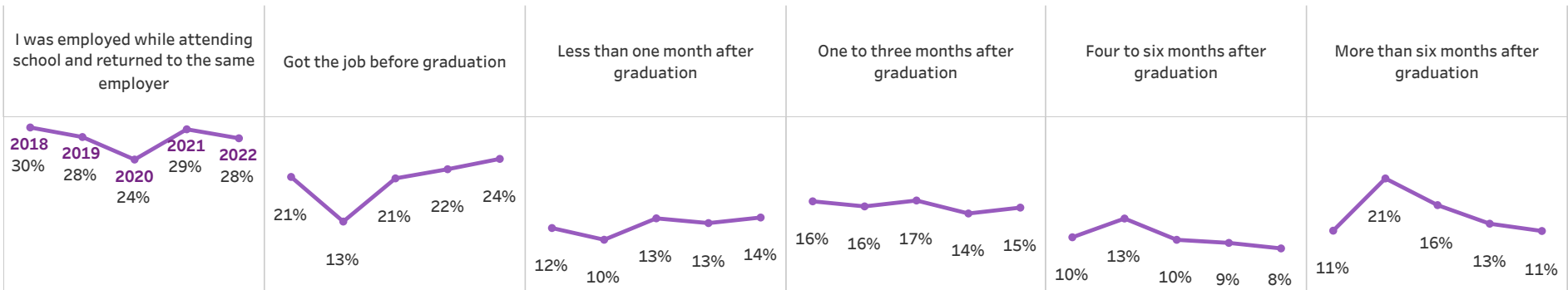
## Employment Status




## Work Hour



## Time Taken to Find Job

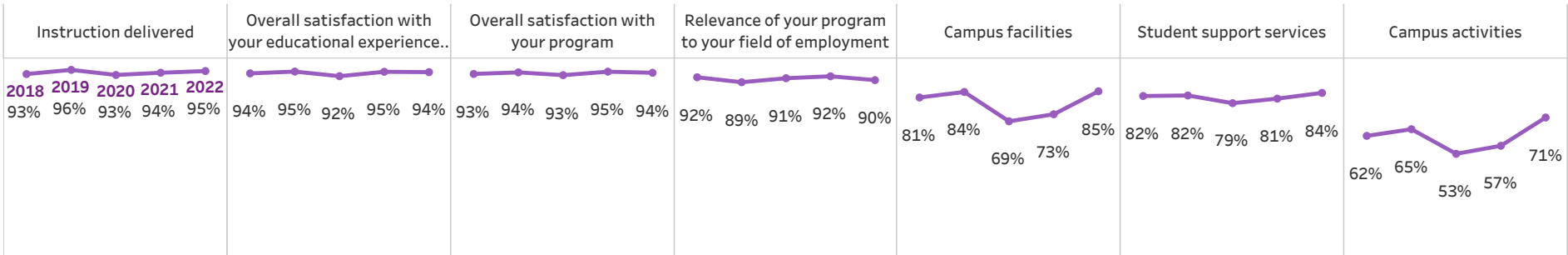


# Trended Results - Graduate Satisfaction and Program Benefits

Number of Respondents	2018-19	2,032	Delivery: <b>Sask Polytech</b>   School: <b>All</b>   Program: <b>All</b> Credential: <b>All</b>   Admin Campus: <b>All</b>   Base/CE: <b>All</b> Indigenous: <b>All</b>   International: <b>All</b> Gender: <b>All</b>   Disability: <b>All</b>   Visible Minority: <b>All</b>	 <a href="#">Click to go to filters</a>
	2019-20	1,952		
	2020-21	1,912		
	2021-22	2,043		
	2022-23	1,599		

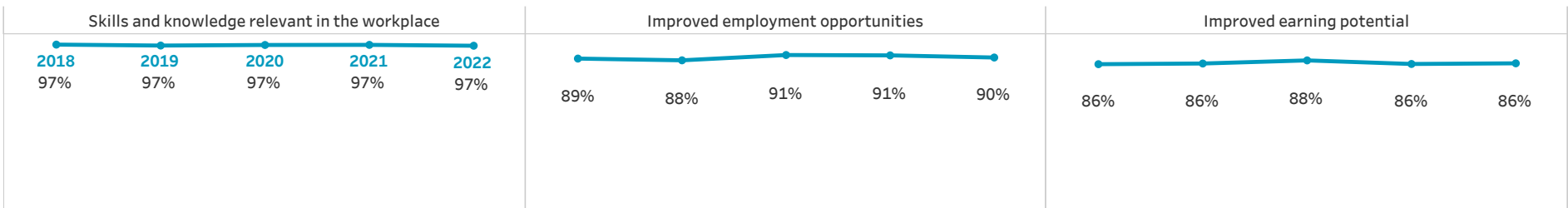
## Graduate Satisfaction

% Somewhat satisfied & Very satisfied

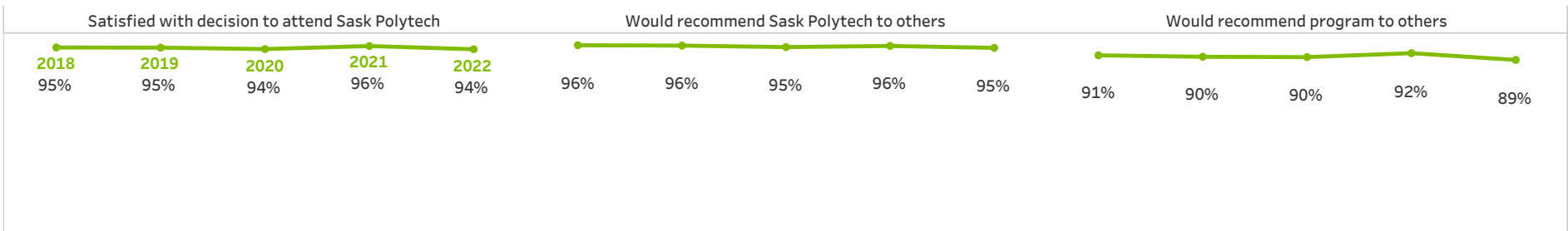


## Program Benefits

% A great extent & Some extent



## Endorsement



# Trended Results - Work Integrated Learning (WIL) and Further PSE

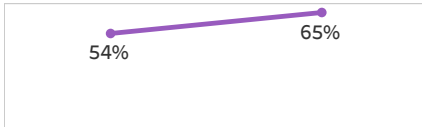
Number of Respondents	2018-19	2,032
	2019-20	1,952
	2020-21	1,912
	2021-22	2,043
	2022-23	1,599

Delivery: **Sask Polytech** | School: **All** | Program: **All**  
 Credential: **All** | Admin Campus: **All** | Base/CE: **All**  
 Indigenous: **All** | International: **All**  
 Gender: **All** | Disability: **All** | Visible Minority: **All**




[Click to go to filters](#)

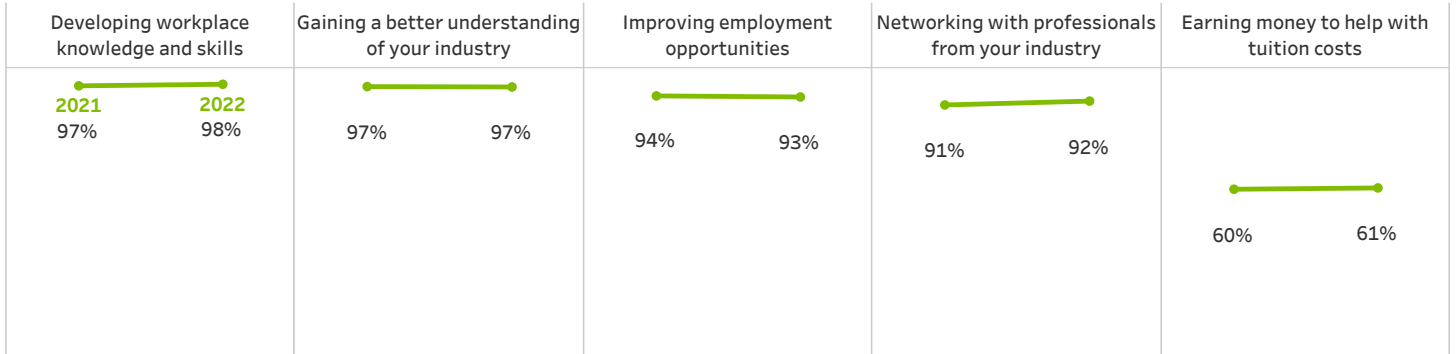
## Participation in WIL



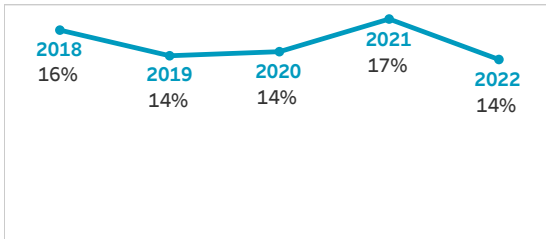
## Offered Job by WIL Hosting Organization



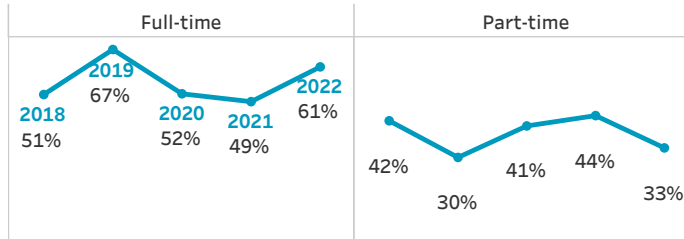
## Benefits of WIL



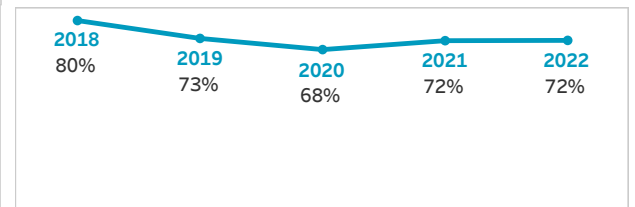
## Currently Taking Further PSE



## Enrolment Status



## Current Program Related to Program Completed at Sask Polytech



## Post-Secondary Institution Enrolled in

