



2019-20 Graduate Follow-up Survey Results

Institutional Research and Analysis

Introduction

Saskatchewan Polytechnic ("Sask Polytech") annually surveys its graduates in certificate, diploma, and degree programs to determine their employment status six months to a year after graduation.

Graduates are asked to report on their employment status, employment in a training related occupation, location of employment, overall satisfaction with their program, as well as satisfaction with preparedness for employment in a training related field.

This edition of the graduate follow-up survey will be of particular interest considering the impacts of the Covid-19 pandemic. The institutional highlights page will endeavour to bring out a comparison of Sask Poly student success pre- and post- pandemic.

The survey of 2019-20 graduates was launched and completed in April to June of 2021. Out of a valid sample of 3,846 graduates, 2,251 completed the survey, for a 59% response rate (very close to the 60% response rate obtained in the 2018-19 graduate survey).

Data Limitation

At institution level, the results from this survey are very reliable with a margin of error of +/- 1.3% at a 95% confidence level. Results at the program level may not be statistically reliable due to small sample sizes. Caution is needed when interpreting those results.

How to Use This Workbook

To use this workbook, select the name of the program, credential, school, administering campus and program type from the filters on the first survey summary page. Once selections have been made, browse the dashboard to view the survey results.

Graduates from programs delivered by Sask Polytech and from brokered programs were surveyed. To see the results for programs delivered by Sask Polytech only, please uncheck the "Con Ed - Brokered" option in the Base/Con Ed/Brokered filter.



Saskatchewan Polytechnic 2019-20 Graduate Follow-up Survey Table of Contents

	Page
Institutional Highlights	1
Overall Institutional Results - All Students	2
Overall Base Students	7
Overall Continuing Education Students - Sask Polytech Delivered	12
Overall Continuing Education Students - Brokered	17
Overall Indigenous Students	22
Overall Indigenous Base Students	27
Overall Indigenous Continuing Education Students - Sask Polytech Delivered	32
Overall Indigenous Continuing Education Students - Brokered	37



2019-20 Graduate Follow-up Survey Results

Institutional Research and Analysis

Highlights

The highlights of 2019-20 Graduate Follow-up Survey Results focus on programs delivered by Sask Polytech only (excluding brokered programs) unless otherwise stated.

Due to rounding, some combined totals could be 1% plus or minus the actual disaggregated values.

Respondent profile

- *Of the 1,952 students from Sask Polytech delivered programs, one quarter (25%) graduated from the School of Business.
- *Seven in ten (73%) graduates were from base programs.
- *12% of respondents identified themselves as of indigenous origin.

Employment Outcomes

- * Overall employment rate was 94%, largely consistent from the results of previous two years.
- * As effects of the covid pandemic continue to impact Saskatchewan's economy, as anticipated, there was a slight dip in full-time training-related employment rates (63% for 2019-20 grads, 5 percentage points down from the 2018-19 class).
- *Consistent with previous years, most graduates surveyed stayed (95%) and were employed (93%) in Saskatchewan at the time of the survey.

*33% of the graduates from the class of 2019-20 found employment in Saskatoon. Another 25% were employed in Regina. Average annual salary was \$46,406, down from previous two years' employment income.

Graduate Satisfaction

- *Regardless of the Covid-19 period Sask Polytech graduates endured, overall program satisfaction remained strong. Nine in ten (94%) graduates continued to feel either very satisfied (65%) or somewhat satisfied (30%) with their program at Sask Polytech.
- *Consistent from previous two years' results, 95% of the graduates reported they were satisfied with their decision to attend Sask Polytech.
- *Most graduates (86%) continued to believe that their programs at least to some extent provided improved employment opportunities.

Further Post-Secondary Education

*14% of the respondents indicated they were enrolled in further education at the time of the survey, of which, 67% were in full-time programs. Nearly one half (47%) of those pursuing further post-secondary education returned to Sask Polytech and most (73%) were enrolled in a program related to the one they had completed at Sask Polytech.



2019-20 Graduate Follow-up Survey

Summary of Results (page 1/5)

Respondent Profile

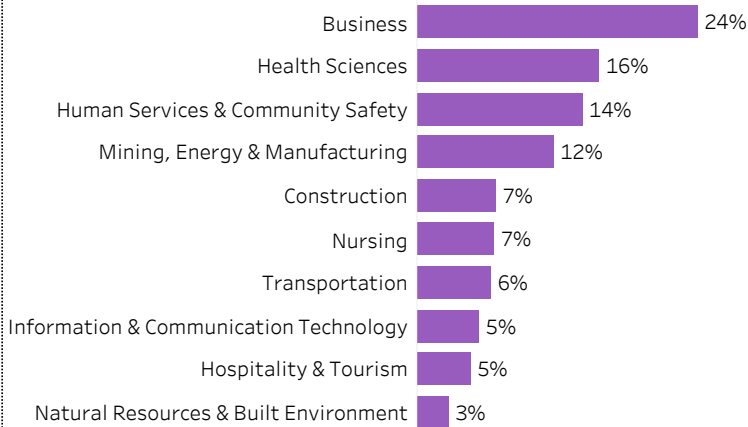


[Click on button to RESET Filters](#)

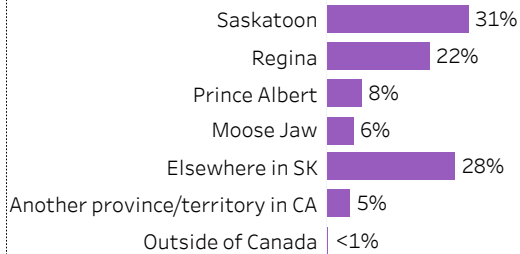
Number of Respondents
2,251

School: **All** | Program: **All** | Credential: **All** | Admin Campus: **All** | Base/CE: **All** | Indigenous: **All**

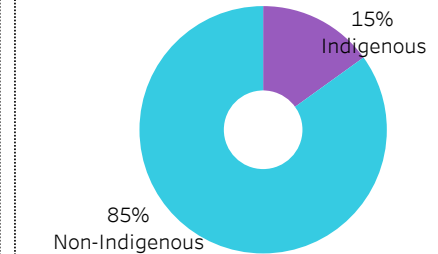
School



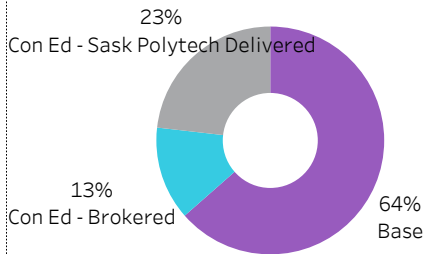
Location of Current Residence



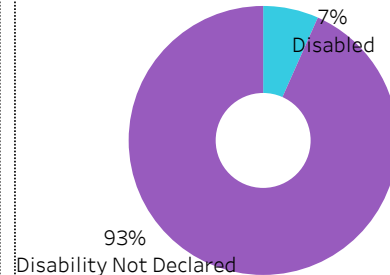
Indigenous Status



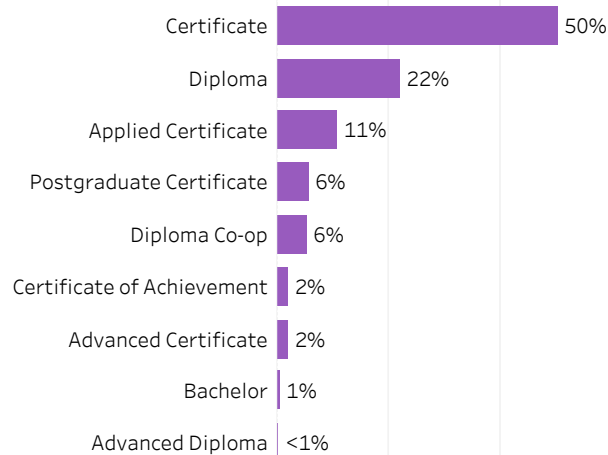
Base/CE



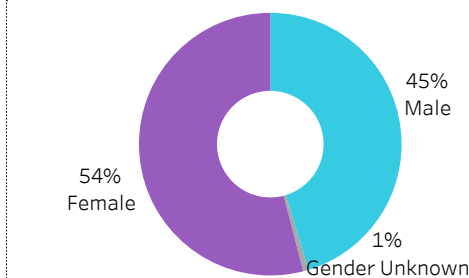
Disability



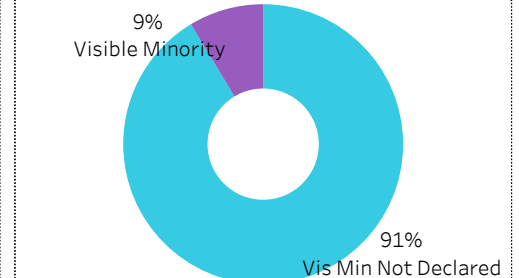
Credentials



Gender



Visible Minority





2019-20 Graduate Follow-up Survey Summary of Results (page 2/5) Graduate Employment



[Click on button to RESET Filters](#)

Number of Respondents
2,251

School: **All** | Program: **All** | Credential: **All** | Admin Campus: **All** | Base/CE: **All** | Indigenous: **All**

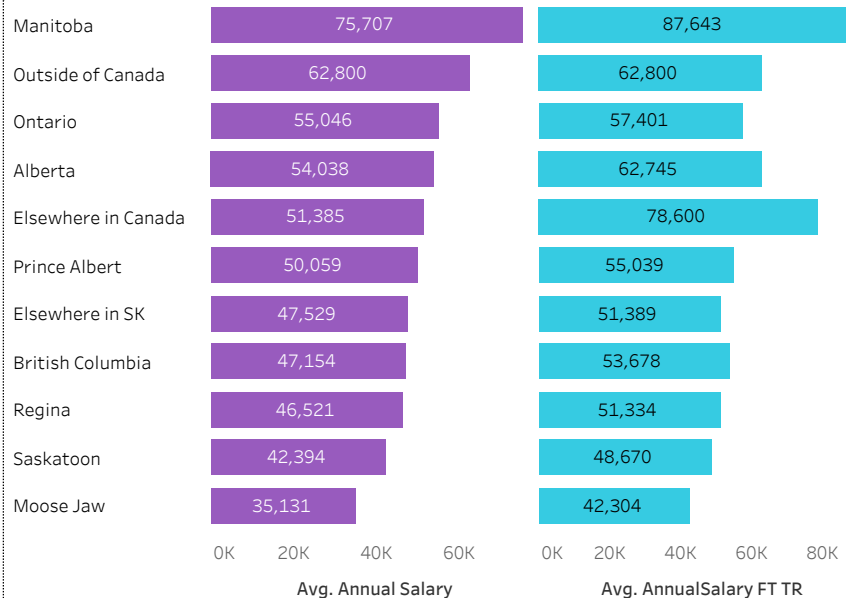
Overall Employment Rate

#Available Workforce	# of Grads Employed	Employment Rate	# of Fulltime Employed Grads	Full-time Employment Rate
2,068	1,926	93%	1,700	82%

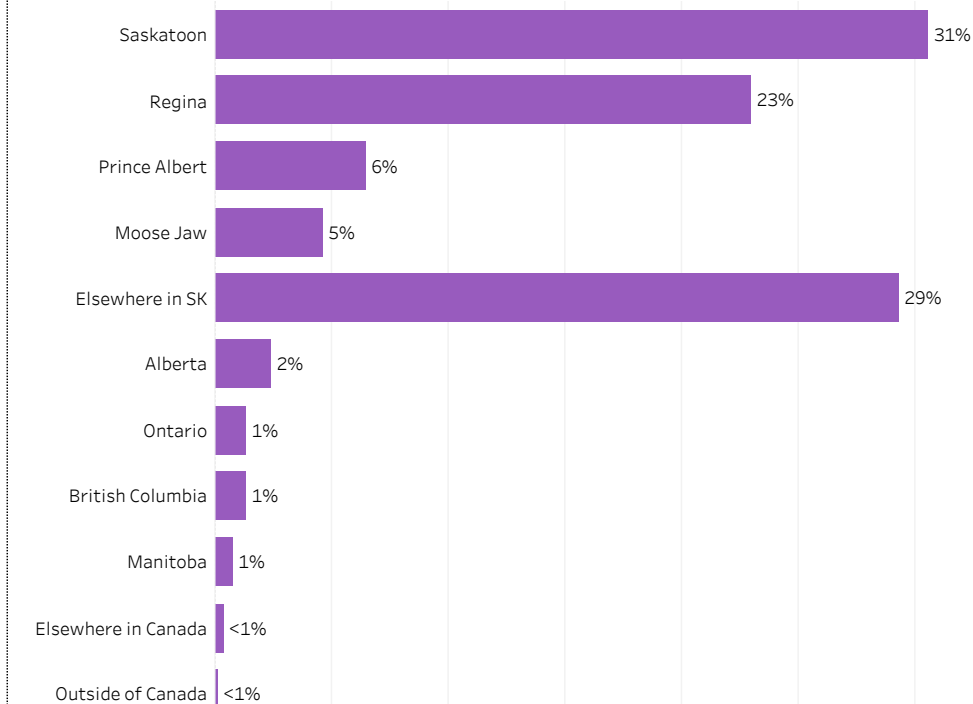
Training Related (TR) Employment

#Available Workforce	# of TR Employed Grads	TR Employment Rate	# of Fulltime TR Employed Grads	Full-time Training Related Employment Rate
2,068	1,434	69%	1,303	63%

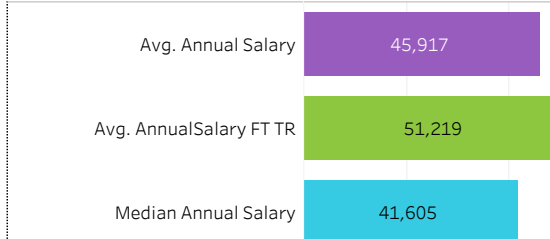
Average Salaries by Location of Employment



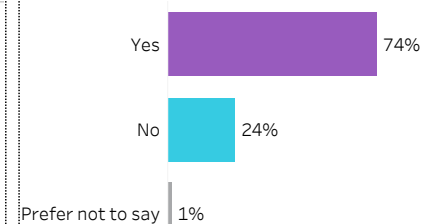
Location of Employment



Average/Median Salary



Relatedness of Job to Training



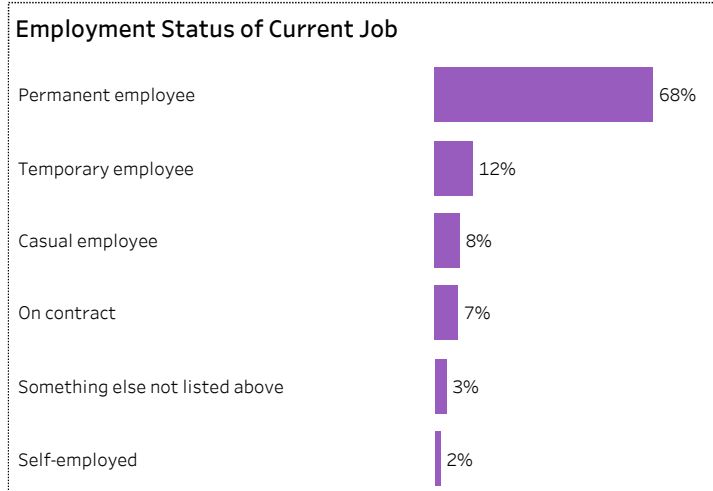
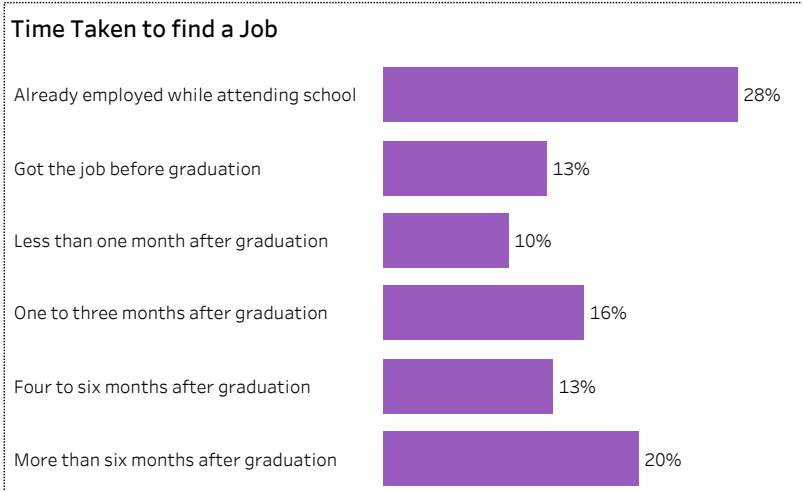
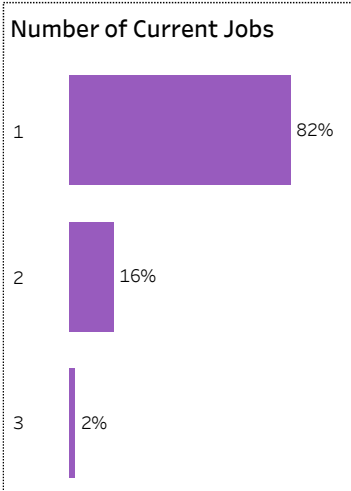
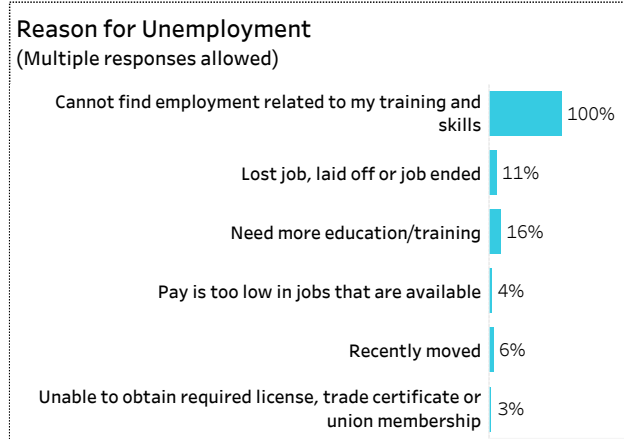
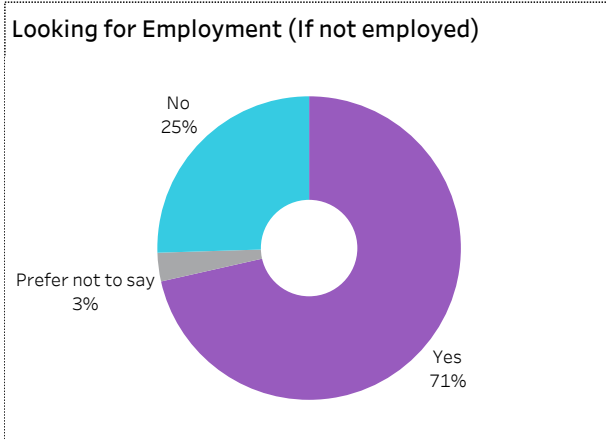
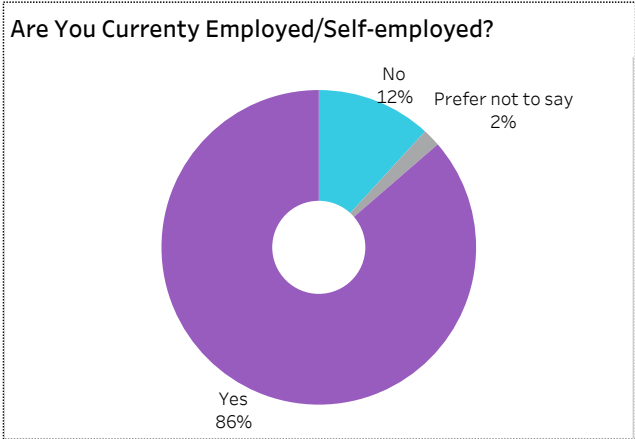


2019-20 Graduate Follow-up Survey Summary of Results (page 3/5) Graduate Employment (continued)



[Click on button to RESET Filters](#)

Number of Respondents **2,251** | School: **All** | Program: **All** | Credential: **All** | Admin Campus: **All** | Base/CE: **All** | Indigenous: **All**





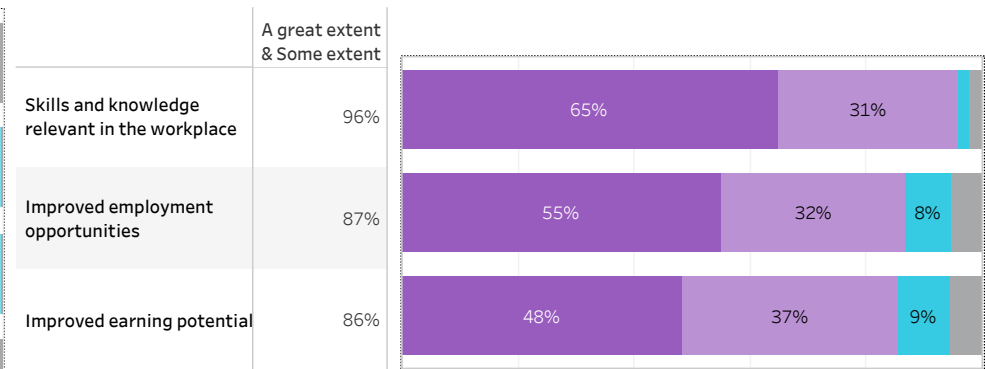
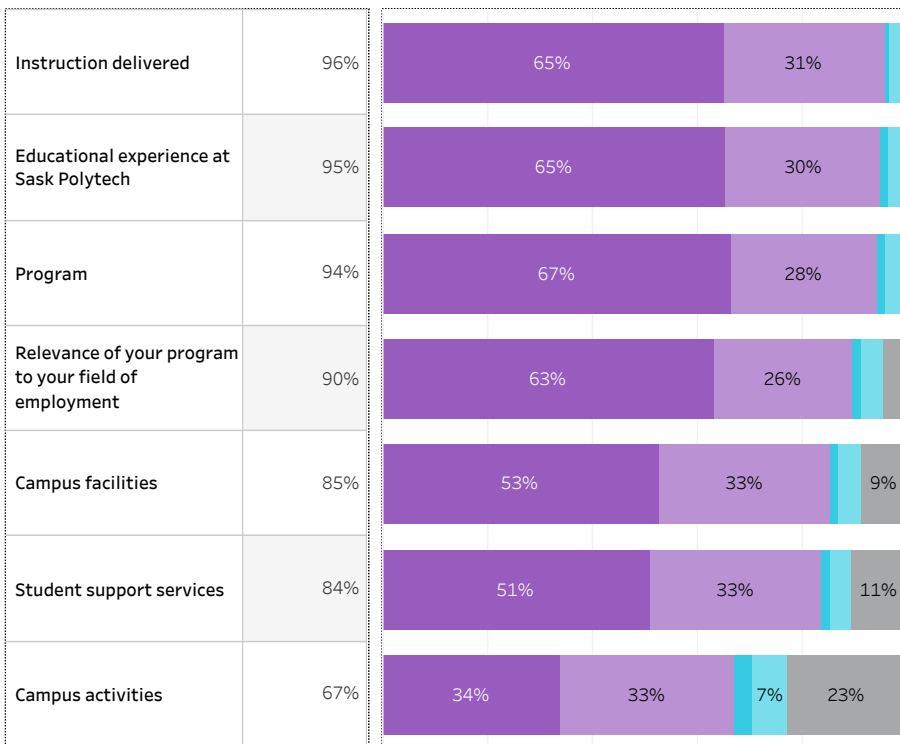
2019-20 Graduate Follow-up Survey Summary of Results (page 4/5) Satisfaction and Program Benefits



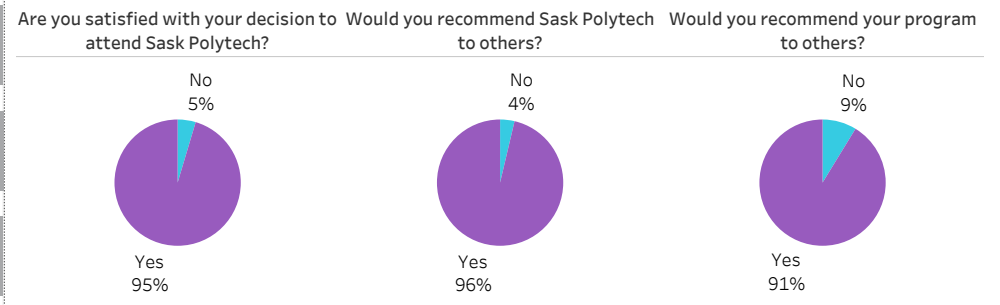
[Click on button to RESET Filters](#)

Number of Respondents 2,251	School: All Program: All Credential: All Admin Campus: All Base/CE: All Indigenous: All
--	---

Level of Satisfaction	Very Satisfied & Somewhat Satisfied	Very satisfied Somewhat satisfied Very dissatisfied Somewhat dissatisfied	Program Benefits	A Great Extent & Some Extent	A great extent Some extent No extent at all Not sure
------------------------------	-------------------------------------	--	-------------------------	------------------------------	---



Satisfaction with Sask Polytech



Institutional Research and Analysis

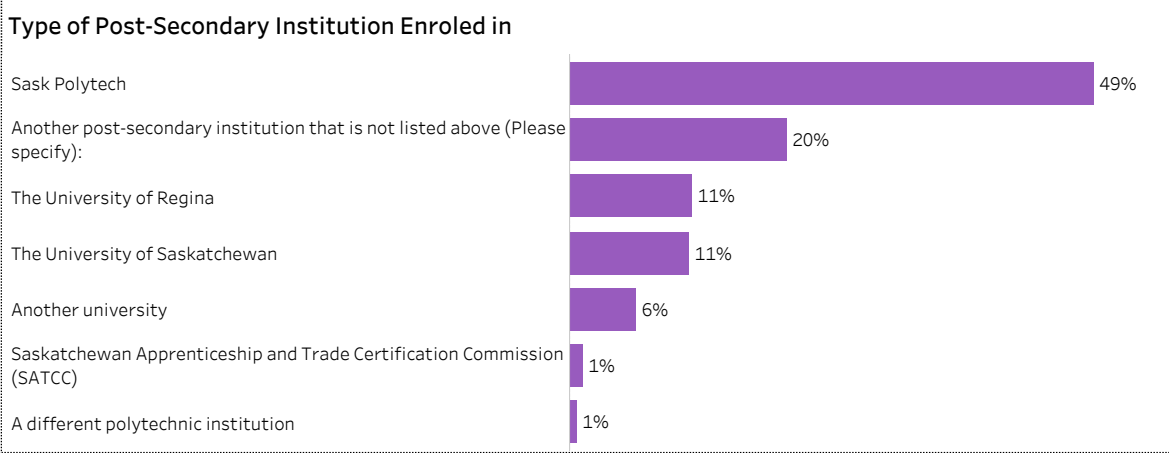
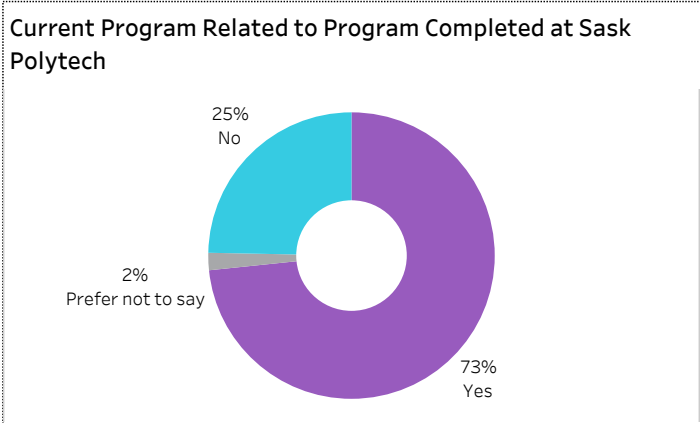
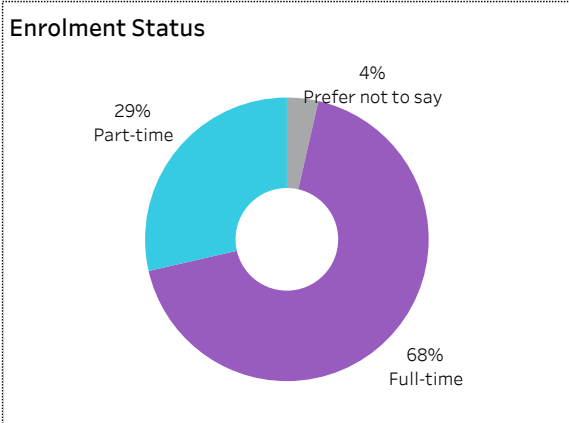
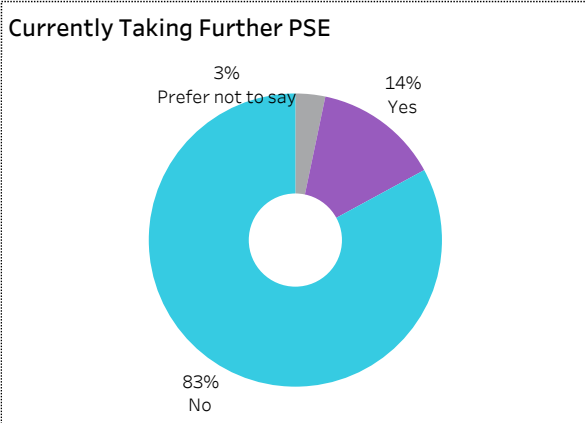


2019-20 Graduate Follow-up Survey Summary of Results (page 5/5) Further Post-Secondary Education



[Click on button to RESET Filters](#)

Number of Respondents **2,251** | School: **All** | Program: **All** | Credential: **All** | Admin Campus: **All** | Base/CE: **All** | Indigenous: **All**



Among the students who pursued further education, 25% indicated the program was not related to the one they completed at Sask Polytech. Common reasons cited by the graduates who were studying in an unrelated field were to be able to change career choice, to have more/better career choices, and difficulty of finding employment in their previous field of study.

Institutional Research and Analysis



2019-20 Graduate Follow-up Survey

Summary of Results (page 1/5)

Respondent Profile

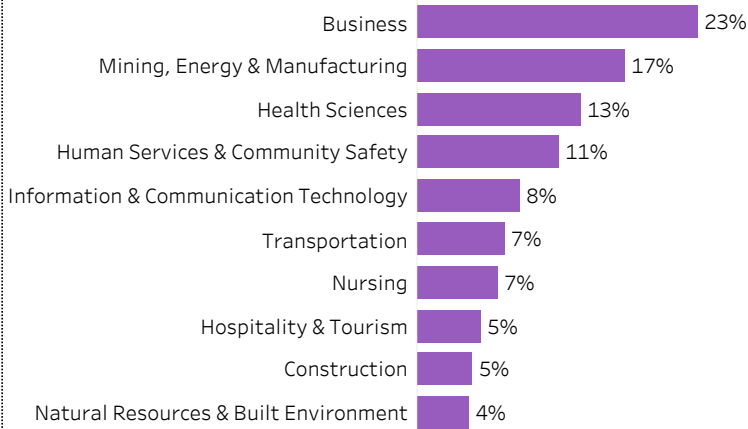


[Click on button to RESET Filters](#)


Number of Respondents
1,430

School: **All** | Program: **All** | Credential: **All** | Admin Campus: **All** | Base/CE: **Base** | Indigenous: **All**

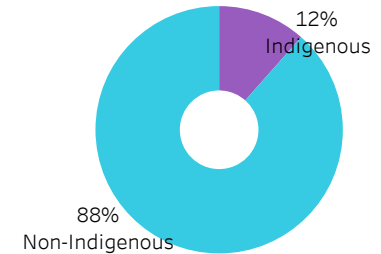
School




Location of Current Residence



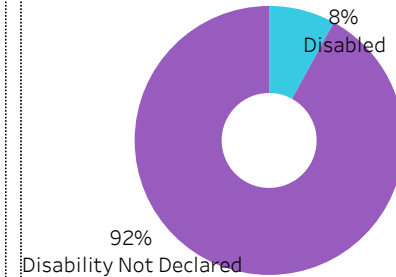
Indigenous Status




Base/CE



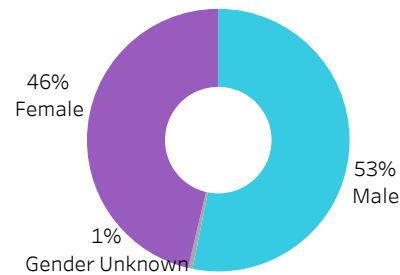
Disability



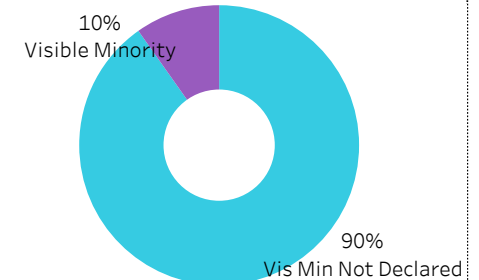
Credentials



Gender



Visible Minority





2019-20 Graduate Follow-up Survey Summary of Results (page 2/5) Graduate Employment



[Click on button to RESET Filters](#)

Number of Respondents
1,430

School: **All** | Program: **All** | Credential: **All** | Admin Campus: **All** | Base/CE: **Base** | Indigenous: **All**

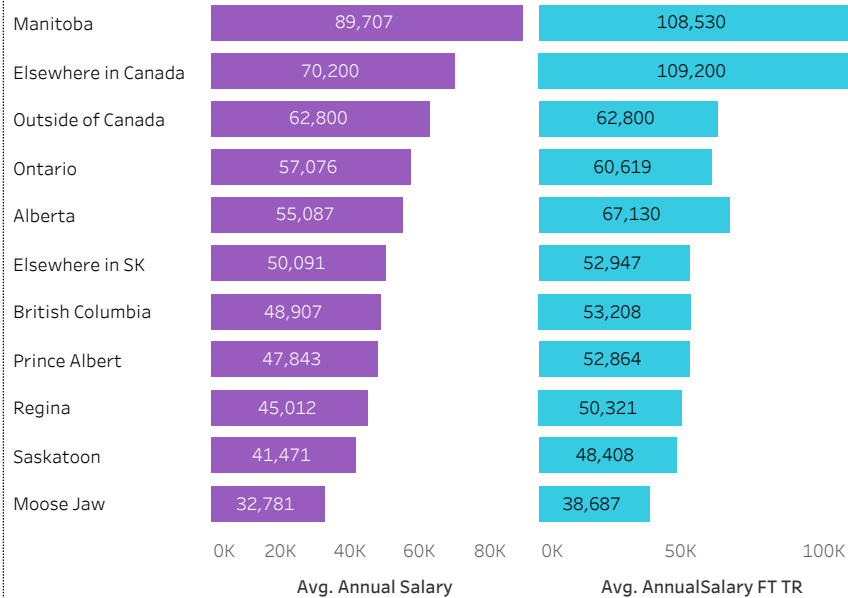
Overall Employment Rate

#Available Workforce	# of Grads Employed	Employment Rate	# of Fulltime Employed Grads	Full-time Employment Rate
1,323	1,237	93%	1,084	82%

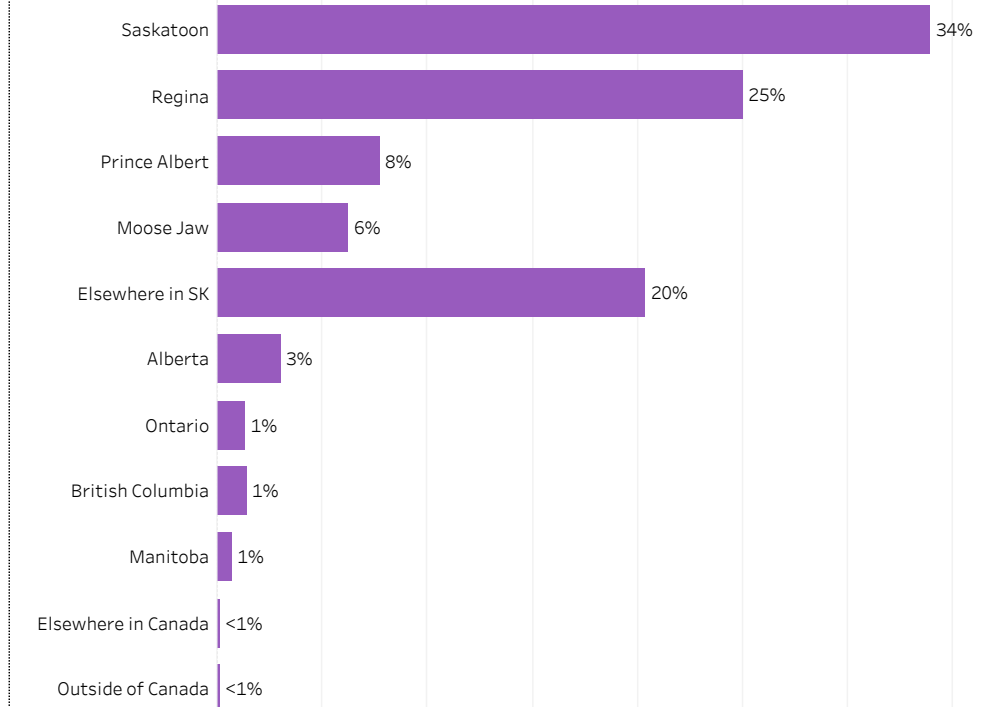
Training Related (TR) Employment

#Available Workforce	# of TR Employed Grads	TR Employment Rate	# of Fulltime TR Employed Grads	Full-time Training Related Employment Rate
1,323	921	70%	834	63%

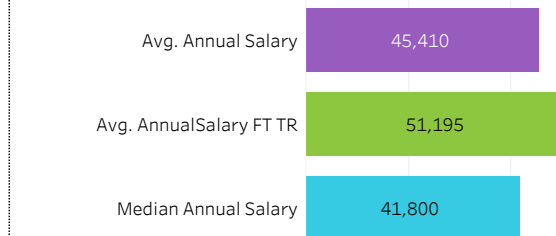
Average Salaries by Location of Employment



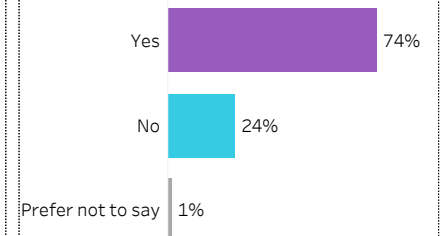
Location of Employment



Average/Median Salary



Relatedness of Job to Training



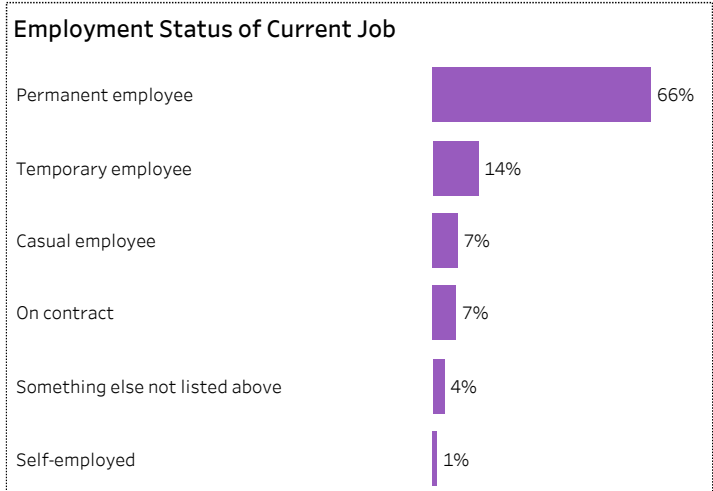
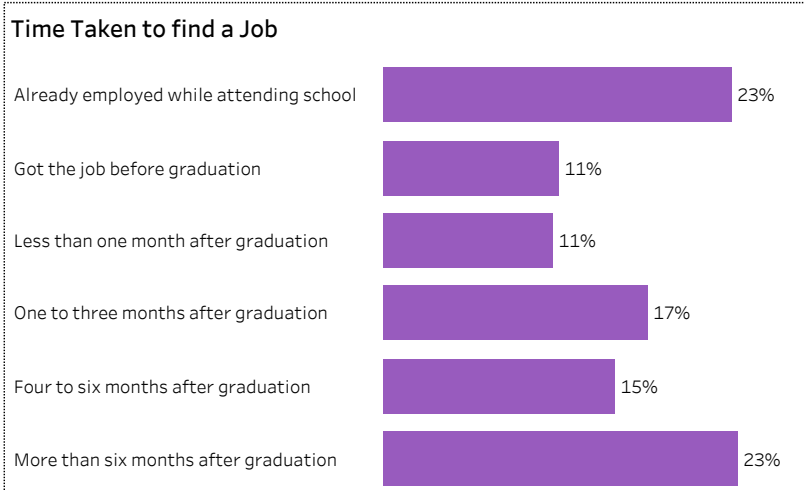
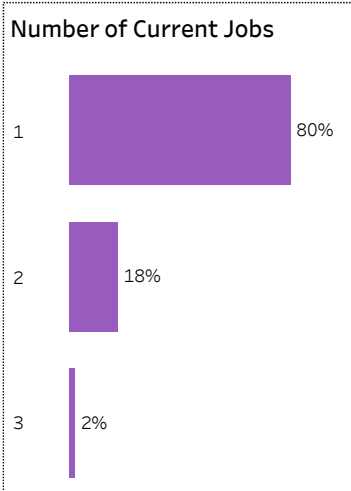
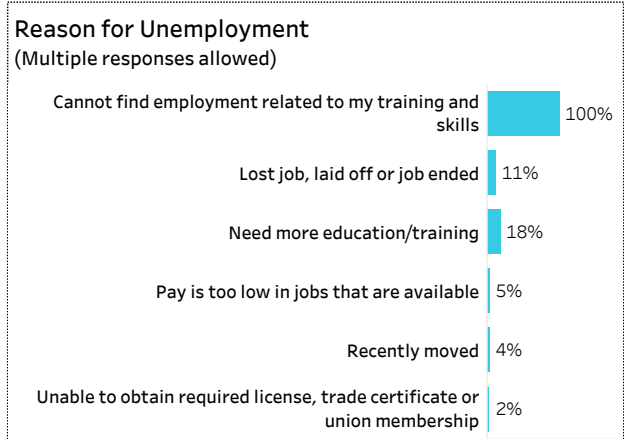
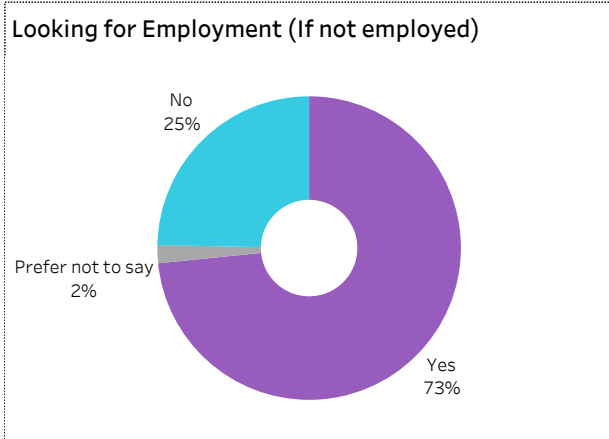
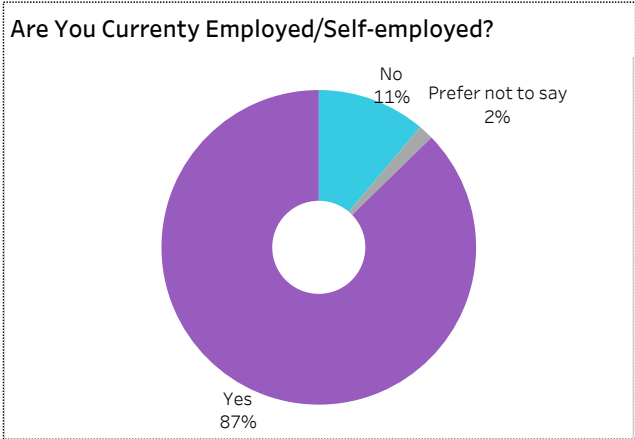


2019-20 Graduate Follow-up Survey Summary of Results (page 3/5) Graduate Employment (continued)



[Click on button to RESET Filters](#)

Number of Respondents **1,430** | School: **All** | Program: **All** | Credential: **All** | Admin Campus: **All** | Base/CE: **Base** | Indigenous: **All**





2019-20 Graduate Follow-up Survey Summary of Results (page 4/5) Satisfaction and Program Benefits



Click on button to RESET Filters

Number of Respondents 1,430	School: All Program: All Credential: All Admin Campus: All Base/CE: Base Indigenous: All
---------------------------------------	--

Level of Satisfaction	Very Satisfied & Somewhat Satisfied	Very satisfied Somewhat satisfied Very dissatisfied Somewhat dissatisfied	Not sure	Program Benefits	A Great Extent & Some Extent	A great extent Some extent No extent at all Not sure	Not applicable
-----------------------	-------------------------------------	--	----------	------------------	------------------------------	---	----------------

Instruction delivered	96%	65%	31%		A great extent & Some extent	65%	31%
Educational experience at Sask Polytech	95%	65%	30%		Skills and knowledge relevant in the workplace	96%	65%
Program	94%	64%	30%		Improved employment opportunities	87%	54%
Relevance of your program to your field of employment	89%	61%	28%		Improved earning potential	86%	48%
Campus facilities	88%	52%	36%	6%	Satisfaction with Sask Polytech		
Student support services	84%	50%	34%	10%	Are you satisfied with your decision to attend Sask Polytech? Would you recommend Sask Polytech to others? Would you recommend your program to others?		
Campus activities	70%	34%	36%	9%			

Institutional Research and Analysis

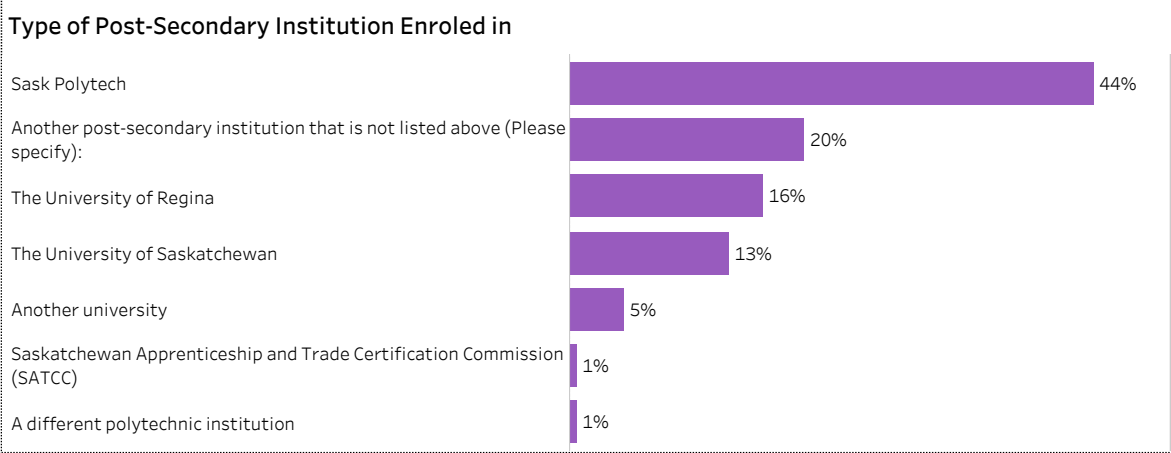
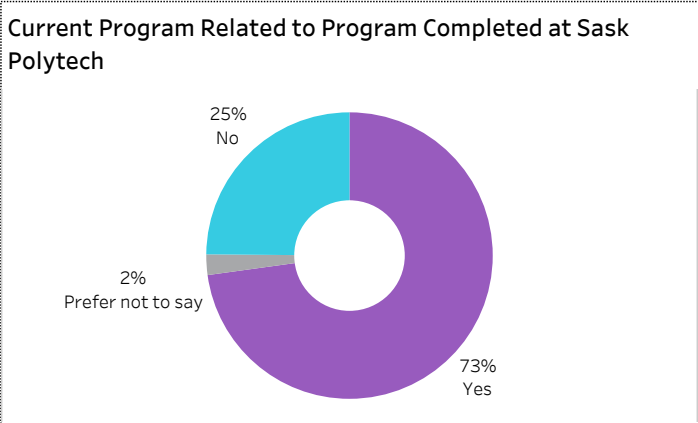
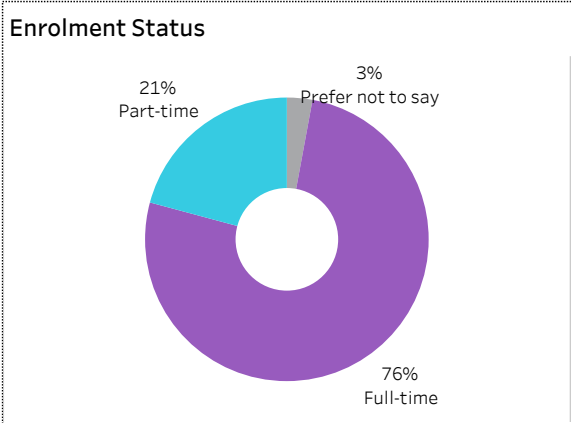
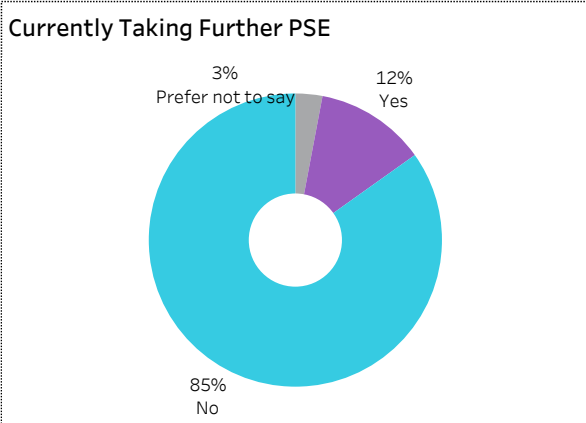


2019-20 Graduate Follow-up Survey Summary of Results (page 5/5) Further Post-Secondary Education



[Click on button to RESET Filters](#)

Number of Respondents **1,430** | School: **All** | Program: **All** | Credential: **All** | Admin Campus: **All** | Base/CE: **Base** | Indigenous: **All**



Among the students who pursued further education, 25% indicated the program was not related to the one they completed at Sask Polytech. Common reasons cited by the graduates who were studying in an unrelated field were to be able to change career choice, to have more/better career choices, and difficulty of finding employment in their previous field of study.

Institutional Research and Analysis



2019-20 Graduate Follow-up Survey Summary of Results (page 1/5) Respondent Profile

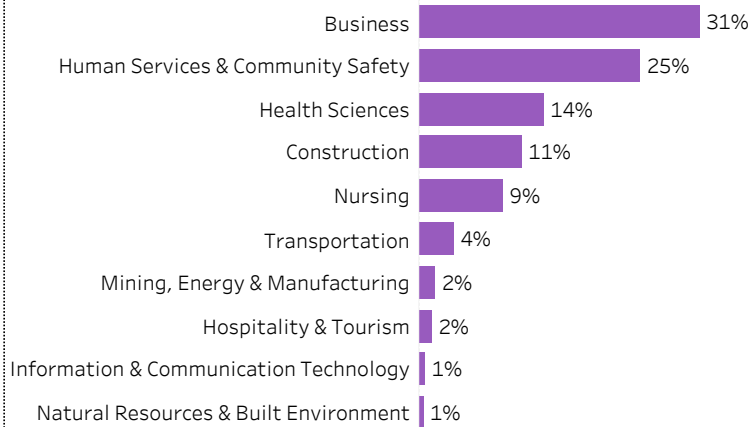


[Click on button to RESET Filters](#)

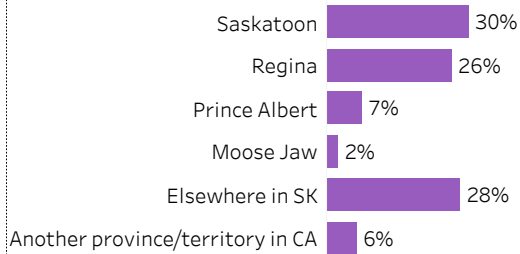
Number of Respondents
522

School: **All** | Program: **All** | Credential: **All** | Admin Campus: **All** | Base/CE: **Con Ed - Sask Polytech Delivered** |
Indigenous: **All**

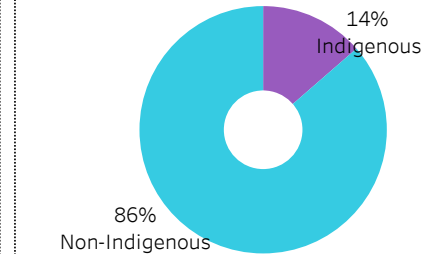
School



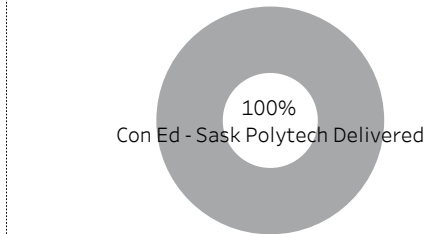
Location of Current Residence



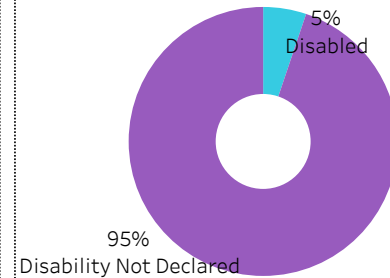
Indigenous Status




Base/CE



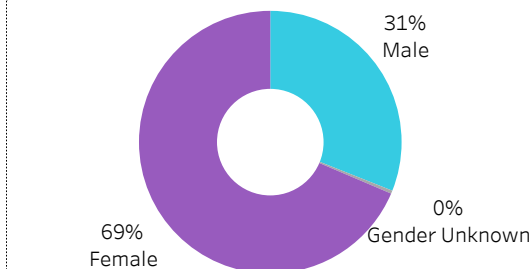
Disability



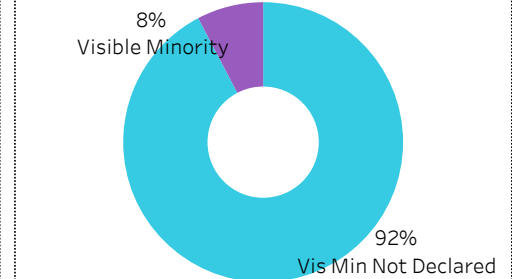
Credentials



Gender



Visible Minority





2019-20 Graduate Follow-up Survey Summary of Results (page 2/5) Graduate Employment



[Click on button to RESET Filters](#)

Number of Respondents
522

School: **All** | Program: **All** | Credential: **All** | Admin Campus: **All** | Base/CE: **Con Ed - Sask Polytech Delivered** | Indigenous: **All**

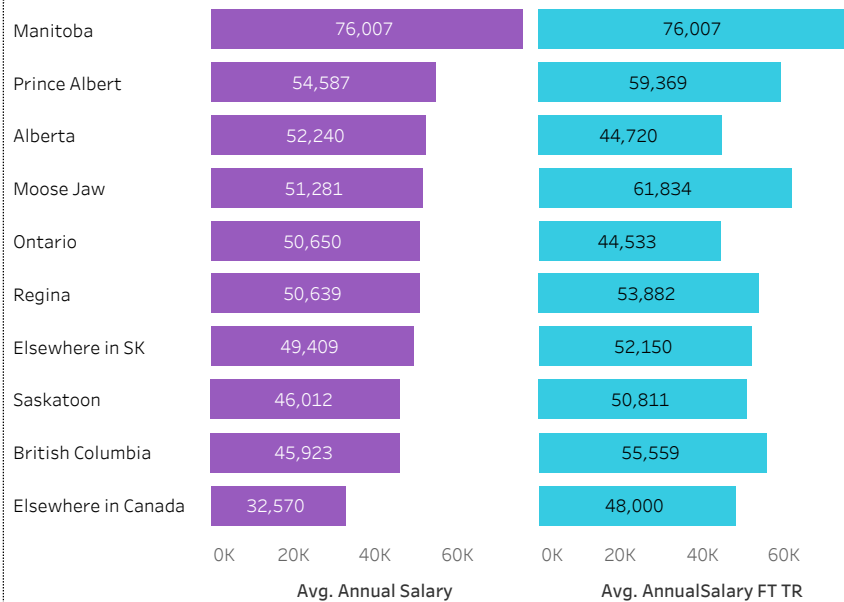
Overall Employment Rate

#Available Workforce	# of Grads Employed	Employment Rate	# of Fulltime Employed Grads	Full-time Employment Rate
481	450	94%	406	84%

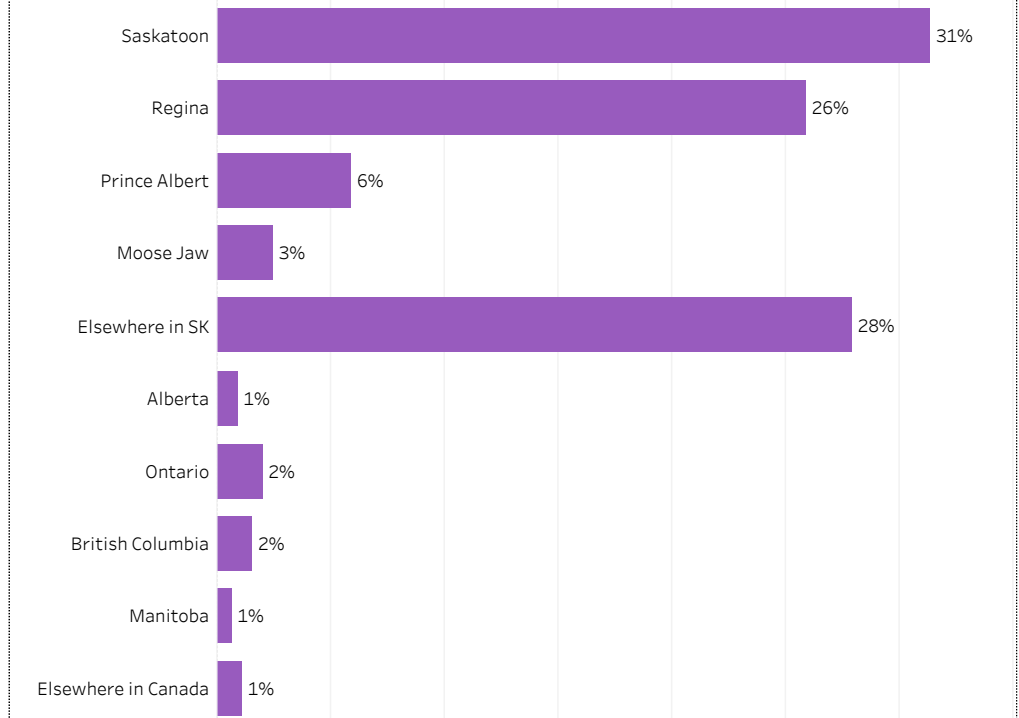
Training Related (TR) Employment

#Available Workforce	# of TR Employed Grads	TR Employment Rate	# of Fulltime TR Employed Grads	Full-time Training Related Employment Rate
481	325	68%	303	63%


Average Salaries by Location of Employment



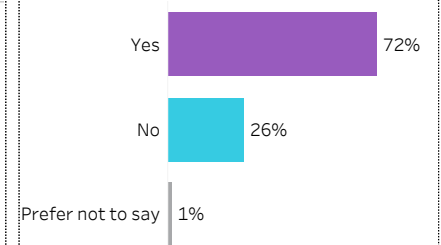
Location of Employment



Average/Median Salary



Relatedness of Job to Training



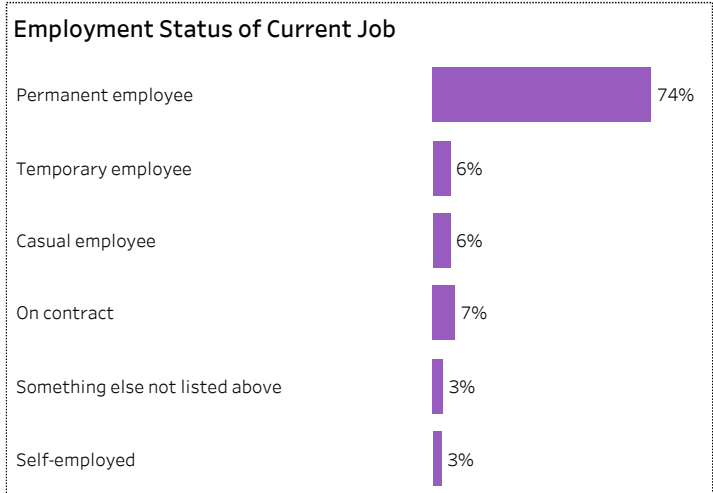
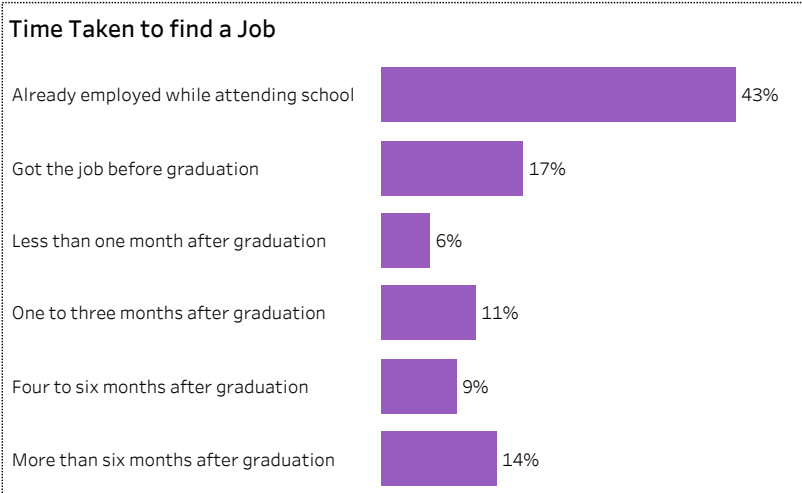
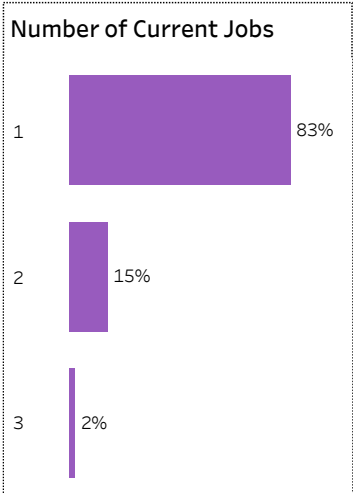
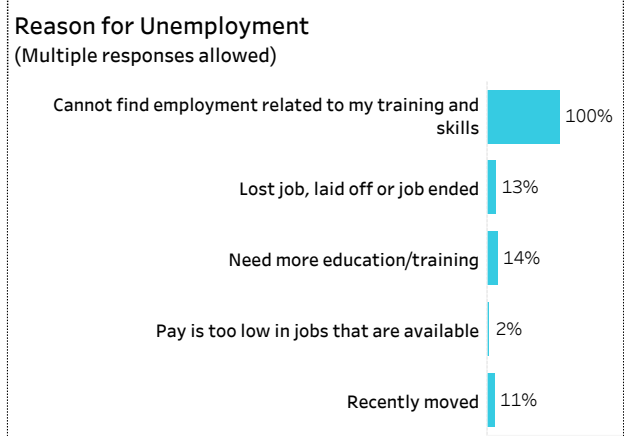
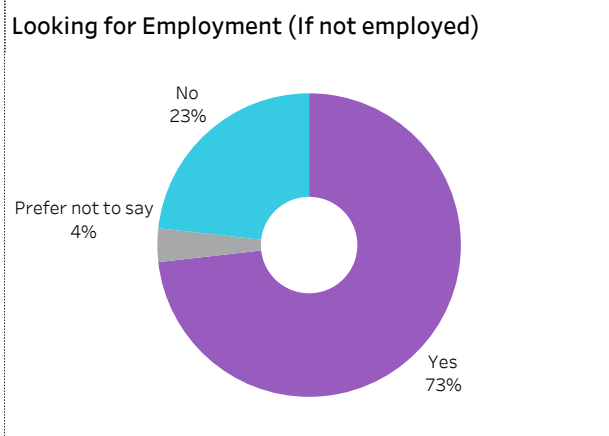
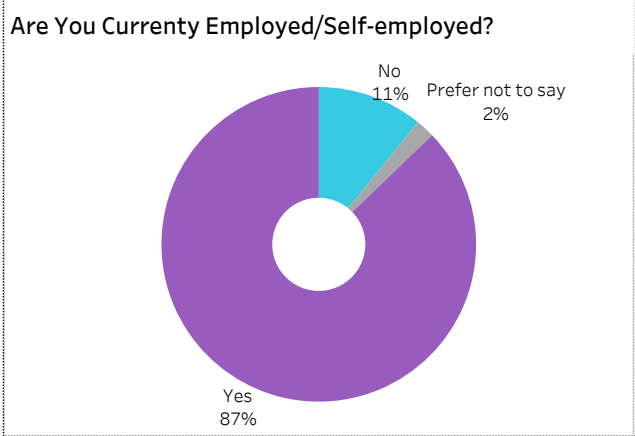


2019-20 Graduate Follow-up Survey Summary of Results (page 3/5) Graduate Employment (continued)



[Click on button to RESET Filters](#)

Number of Respondents **522** | School: **All** | Program: **All** | Credential: **All** | Admin Campus: **All** | Base/CE: **Con Ed - Sask Polytech Delivered** | Indigenous: **All**





2019-20 Graduate Follow-up Survey Summary of Results (page 4/5) Satisfaction and Program Benefits



Click on button to RESET Filters

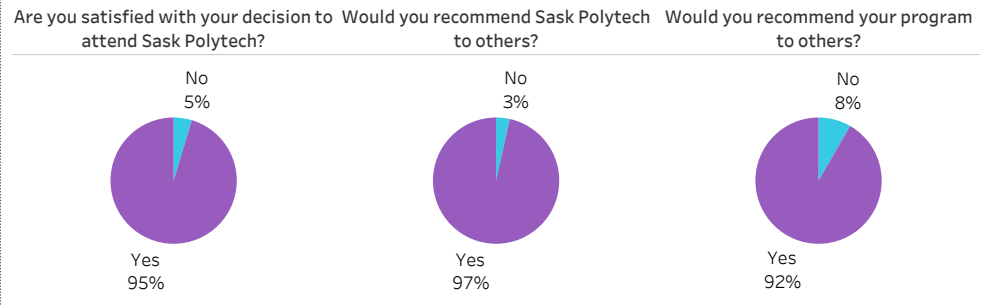
Number of Respondents 522	School: All Program: All Credential: All Admin Campus: All Base/CE: Con Ed - Sask Polytech Delivered Indigenous: All
--	--

Level of Satisfaction	Very Satisfied & Somewhat Satisfied	■ Very satisfied ■ Somewhat satisfied ■ Very dissatisfied ■ Somewhat dissatisfied ■ Not sure	Program Benefits	A Great Extent & Some Extent	■ A great extent ■ Some extent ■ No extent at all ■ Not sure
-----------------------	-------------------------------------	--	------------------	------------------------------	--

Instruction delivered	95%	
Program	94%	
Educational experience at Sask Polytech	94%	
Relevance of your program to your field of employment	90%	
Student support services	78%	
Campus facilities	74%	
Campus activities	53%	

Skills and knowledge relevant in the workplace	95%	
Improved employment opportunities	85%	
Improved earning potential	82%	

Satisfaction with Sask Polytech



Institutional Research and Analysis

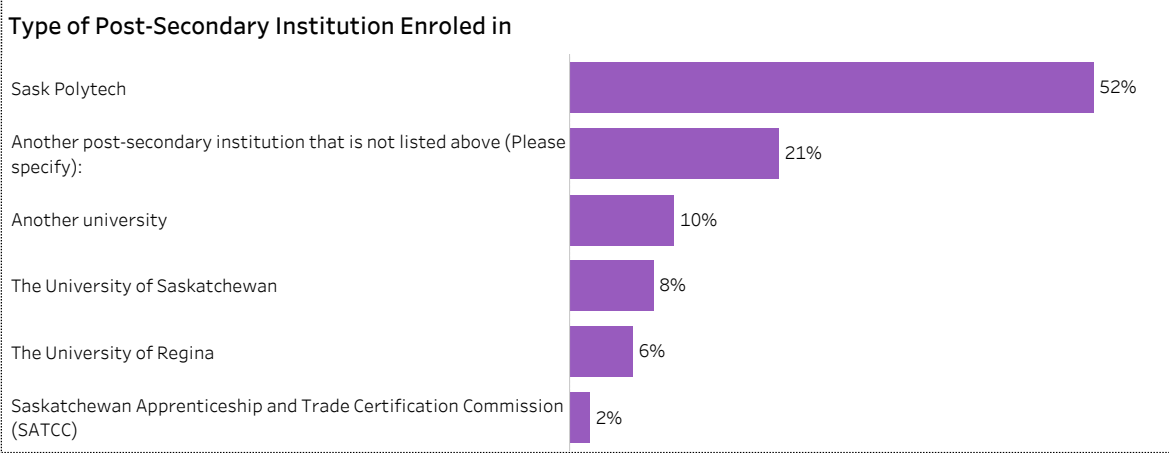
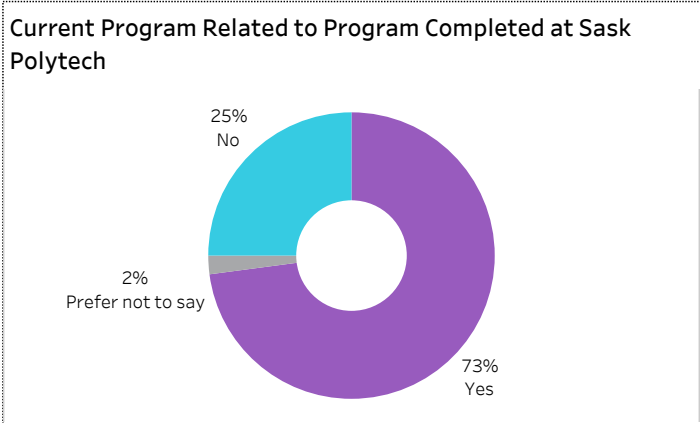
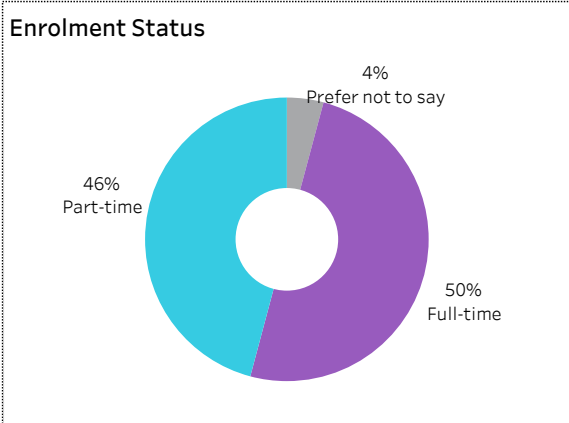
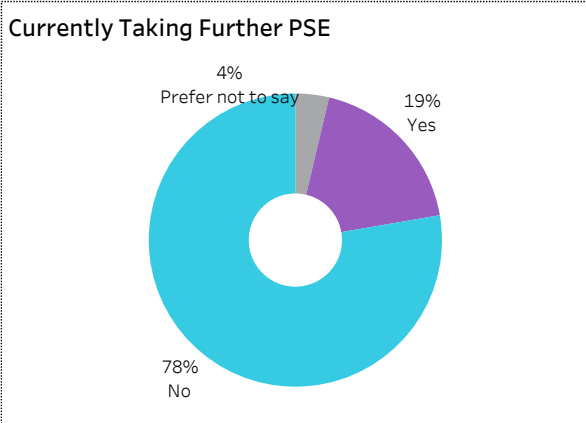


2019-20 Graduate Follow-up Survey Summary of Results (page 5/5) Further Post-Secondary Education



[Click on button to RESET Filters](#)

Number of Respondents: **522** | School: **All** | Program: **All** | Credential: **All** | Admin Campus: **All** | Base/CE: **Con Ed - Sask Polytech Delivered** | Indigenous: **All**



Among the students who pursued further education, 25% indicated the program was not related to the one they completed at Sask Polytech. Common reasons cited by the graduates who were studying in an unrelated field were to be able to change career choice, to have more/better career choices, and difficulty of finding employment in their previous field of study.

Institutional Research and Analysis

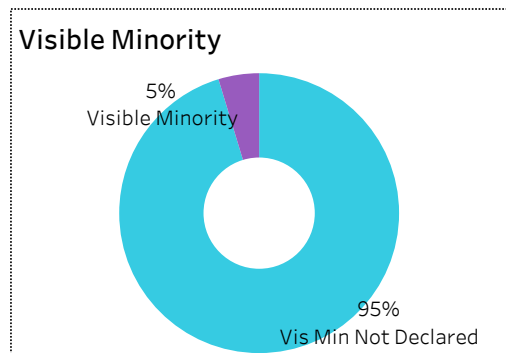
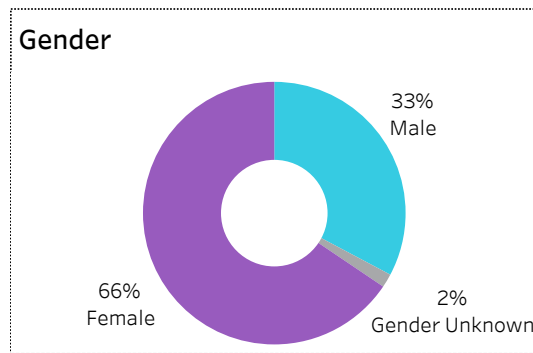
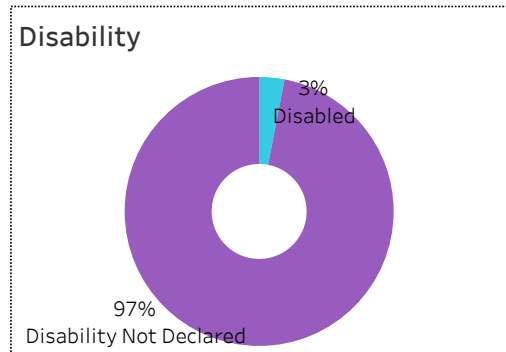
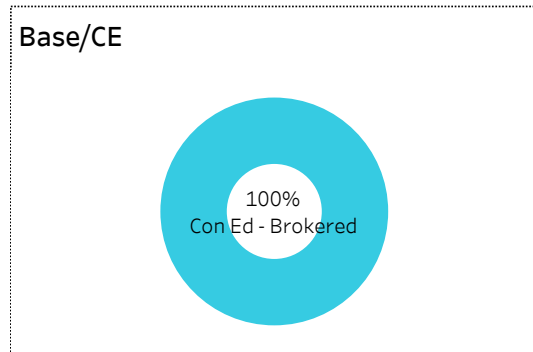
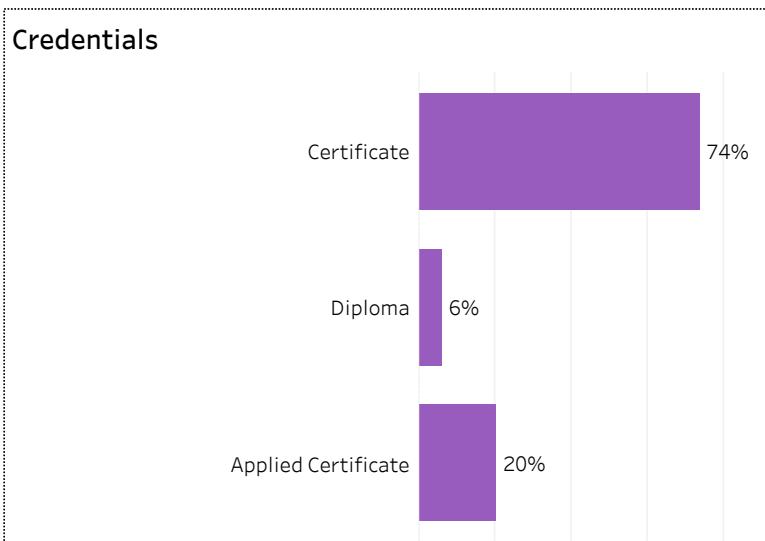
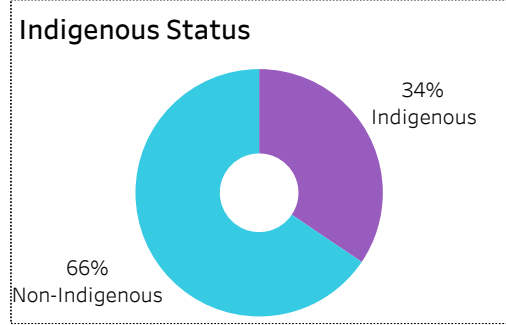
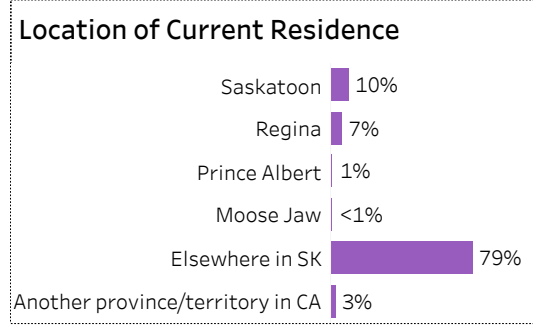
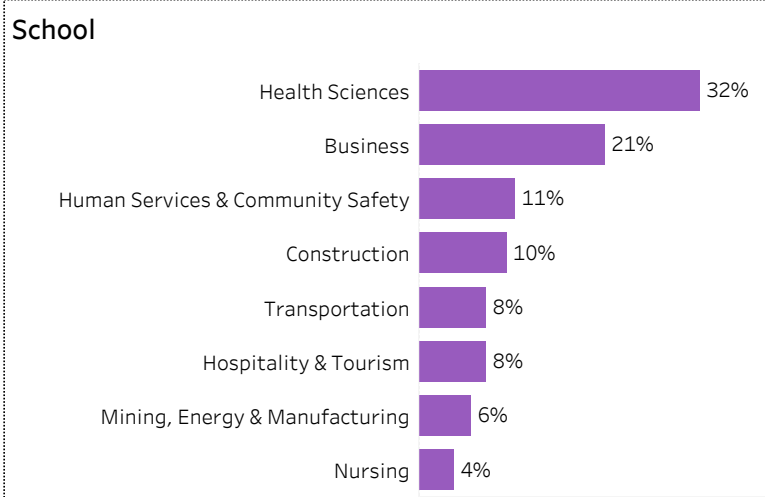


2019-20 Graduate Follow-up Survey Summary of Results (page 1/5) Respondent Profile



[Click on button to RESET Filters](#)

Number of Respondents **299** | School: **All** | Program: **All** | Credential: **All** | Admin Campus: **All** | Base/CE: **Con Ed - Brokered** | Indigenous: **All**





2019-20 Graduate Follow-up Survey Summary of Results (page 2/5) Graduate Employment



[Click on button to RESET Filters](#)

Number of Respondents
299

School: **All** | Program: **All** | Credential: **All** | Admin Campus: **All** | Base/CE: **Con Ed - Brokered** | Indigenous: **All**

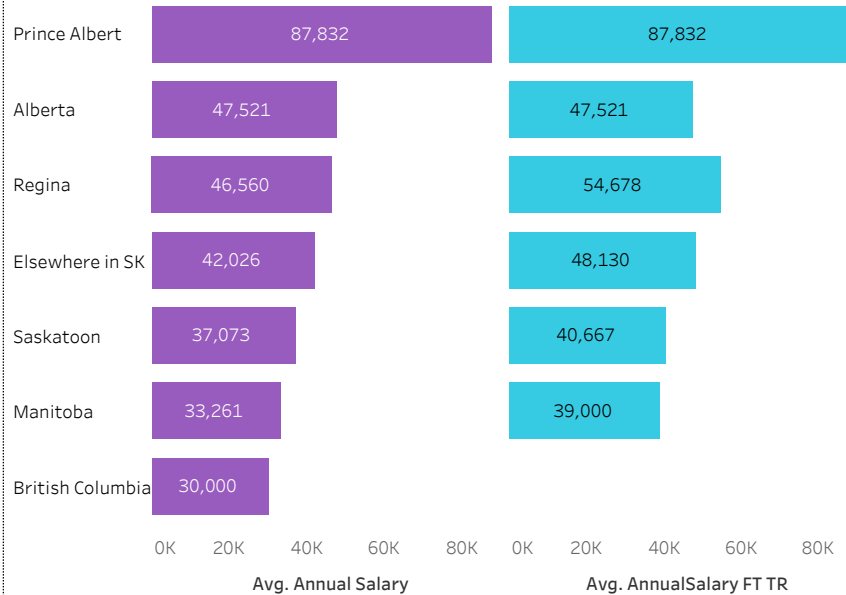
Overall Employment Rate

#Available Workforce	# of Grads Employed	Employment Rate	# of Fulltime Employed Grads	Full-time Employment Rate
264	239	91%	210	80%

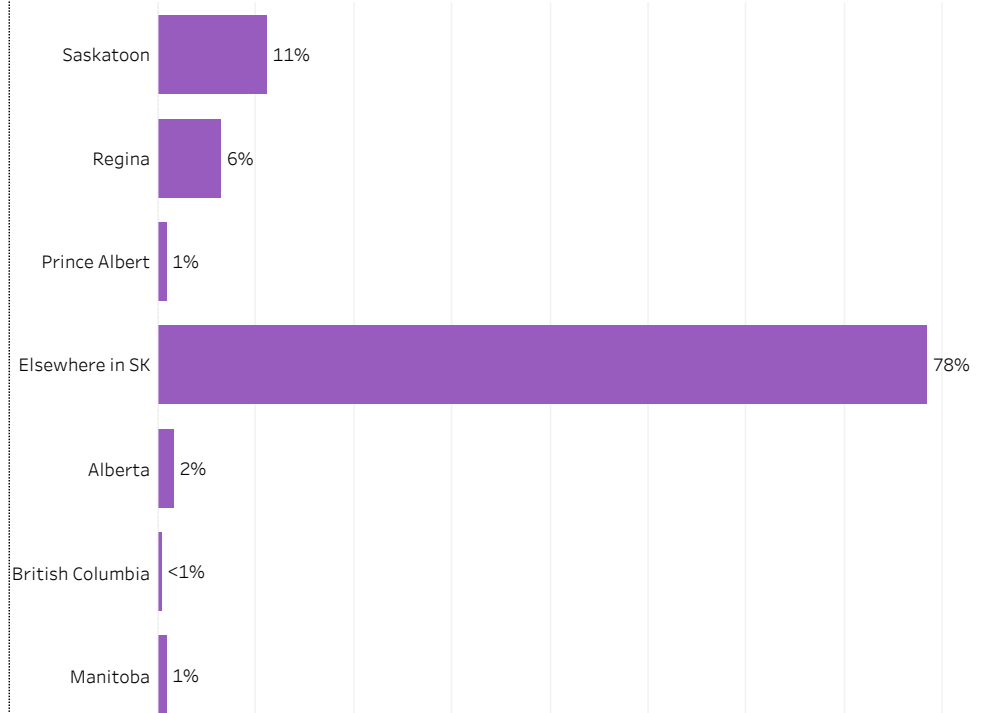
Training Related (TR) Employment

#Available Workforce	# of TR Employed Grads	TR Employment Rate	# of Fulltime TR Employed Grads	Full-time Training Related Employment Rate
264	188	71%	166	63%

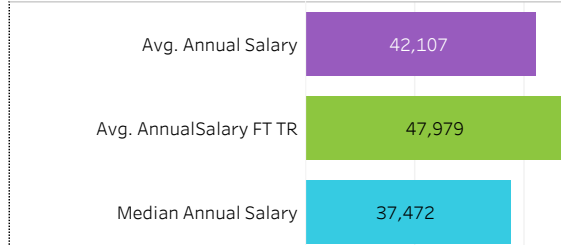
Average Salaries by Location of Employment



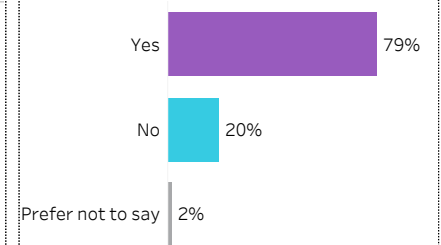
Location of Employment



Average/Median Salary



Relatedness of Job to Training



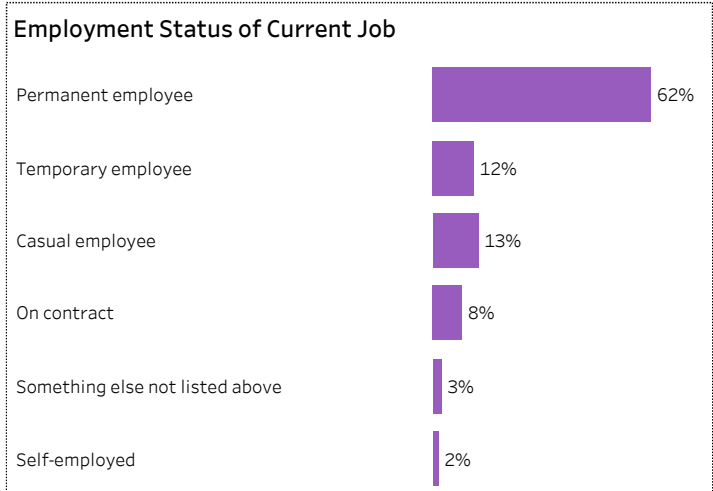
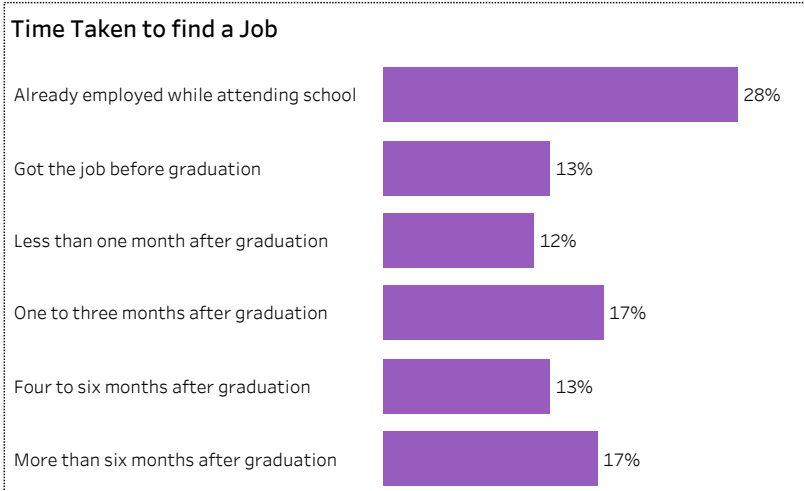
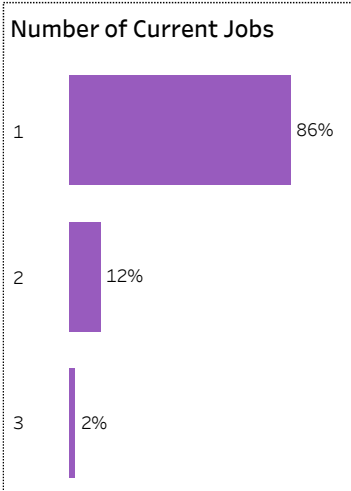
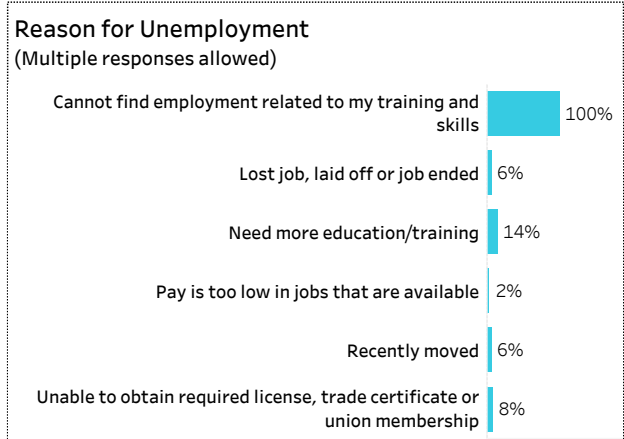
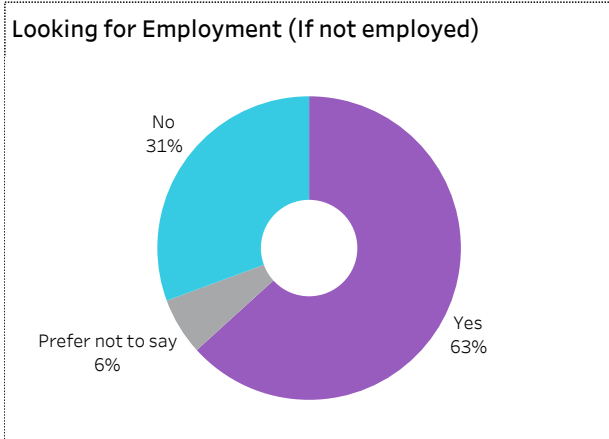
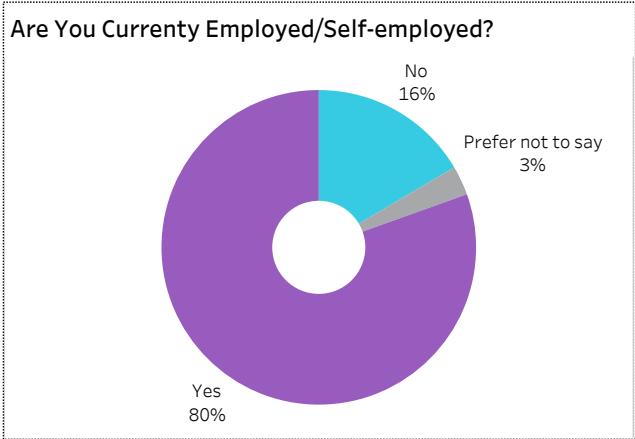


2019-20 Graduate Follow-up Survey Summary of Results (page 3/5) Graduate Employment (continued)



[Click on button to RESET Filters](#)

Number of Respondents **299** | School: **All** | Program: **All** | Credential: **All** | Admin Campus: **All** | Base/CE: **Con Ed - Brokered** | Indigenous: **All**





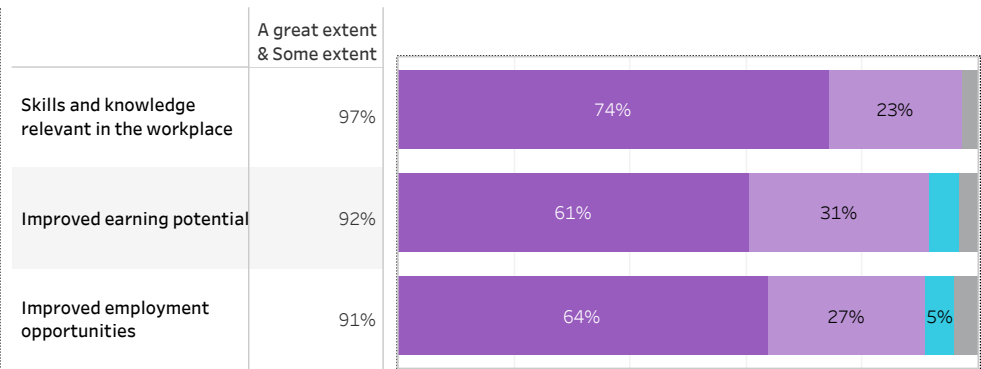
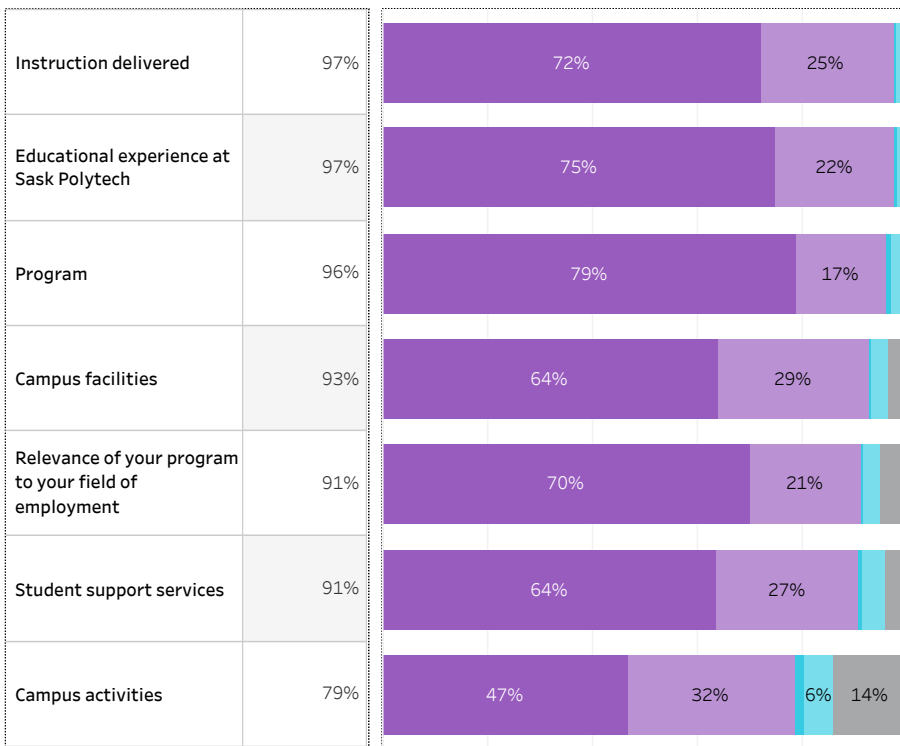
2019-20 Graduate Follow-up Survey Summary of Results (page 4/5) Satisfaction and Program Benefits



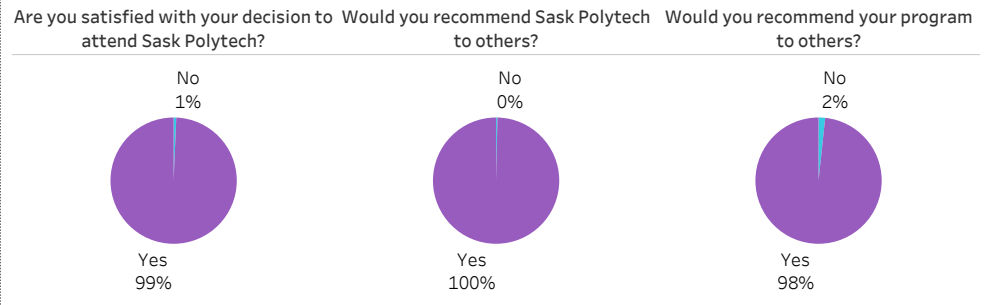
Click on button to RESET Filters

Number of Respondents 299	School: All Program: All Credential: All Admin Campus: All Base/CE: Con Ed - Brokered Indigenous: All
-------------------------------------	---

Level of Satisfaction	Very Satisfied & Somewhat Satisfied	<ul style="list-style-type: none"> Very satisfied Somewhat satisfied Very dissatisfied Somewhat dissatisfied Not sure 	Program Benefits	A Great Extent & Some Extent	<ul style="list-style-type: none"> A great extent Some extent No extent at all Not sure Not applicable
-----------------------	-------------------------------------	--	------------------	------------------------------	---



Satisfaction with Sask Polytech



Institutional Research and Analysis

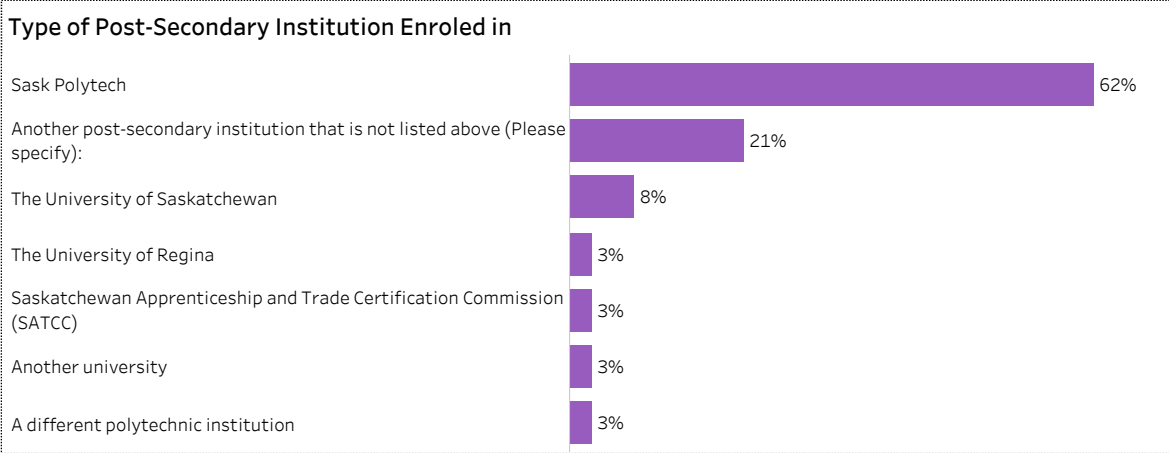
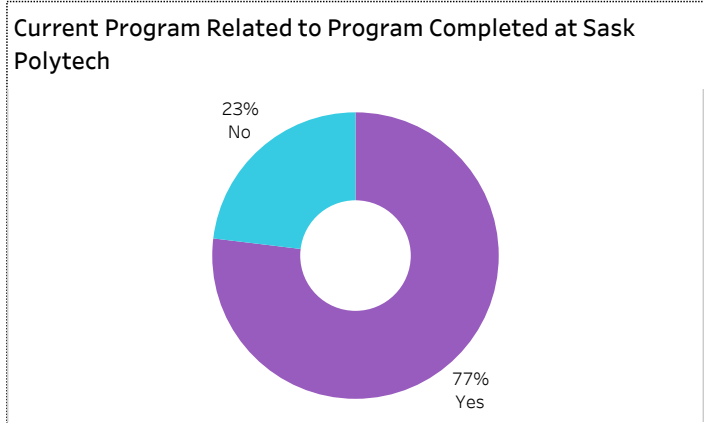
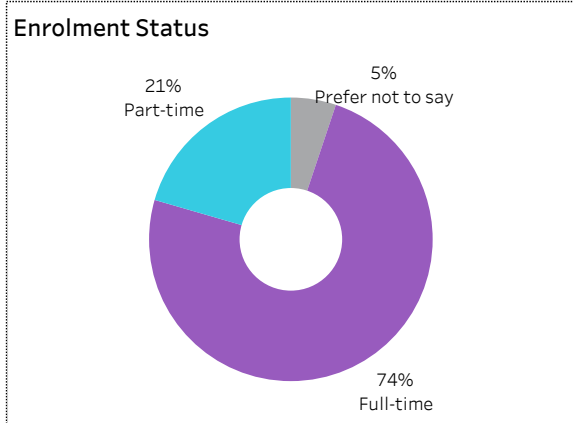
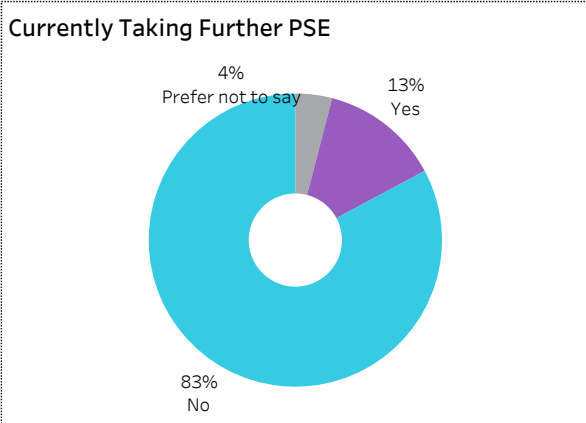


2019-20 Graduate Follow-up Survey Summary of Results (page 5/5) Further Post-Secondary Education



[Click on button to RESET Filters](#)

Number of Respondents: **299** | School: **All** | Program: **All** | Credential: **All** | Admin Campus: **All** | Base/CE: **Con Ed - Brokered** | Indigenous: **All**



Among the students who pursued further education, 25% indicated the program was not related to the one they completed at Sask Polytech. Common reasons cited by the graduates who were studying in an unrelated field were to be able to change career choice, to have more/better career choices, and difficulty of finding employment in their previous field of study.

Institutional Research and Analysis



2019-20 Graduate Follow-up Survey

Summary of Results (page 1/5)

Respondent Profile

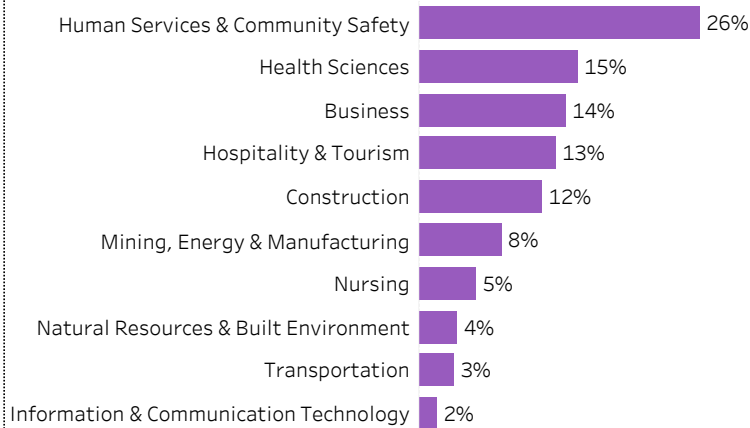


Click on button to RESET Filters

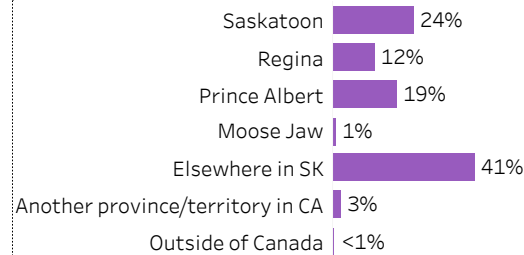
Number of Respondents
339

School: **All** | Program: **All** | Credential: **All** | Admin Campus: **All** | Base/CE: **Base, Con Ed - Brokered, Con Ed - Sask Polytech Delivered** | Indigenous: **Indigenous**


School



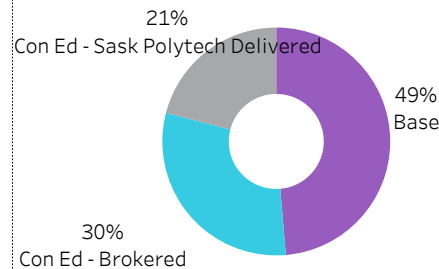
Location of Current Residence



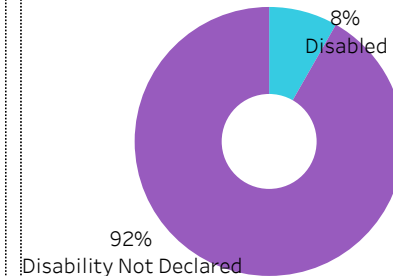
Indigenous Status



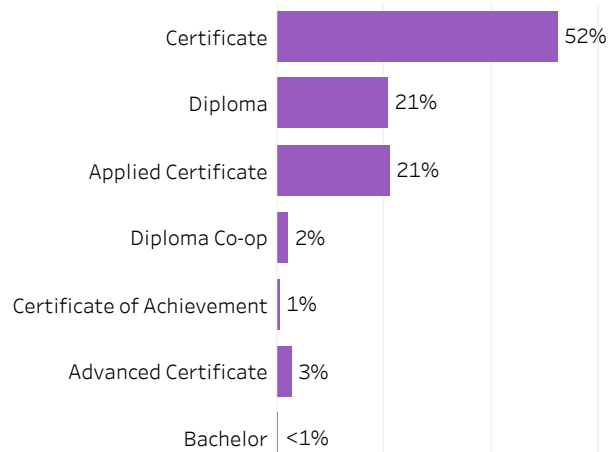
Base/CE



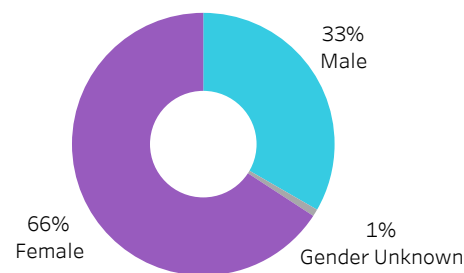
Disability



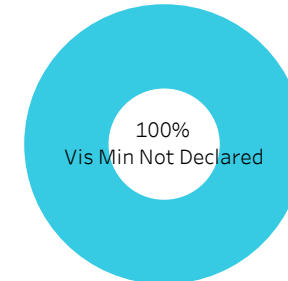
Credentials



Gender



Visible Minority





2019-20 Graduate Follow-up Survey Summary of Results (page 2/5) Graduate Employment



[Click on button to RESET Filters](#)

Number of Respondents
339

School: **All** | Program: **All** | Credential: **All** | Admin Campus: **All** | Base/CE: **Base, Con Ed - Brokered, Con Ed - Sask Polytech Delivered** |
Indigenous: **Indigenous**

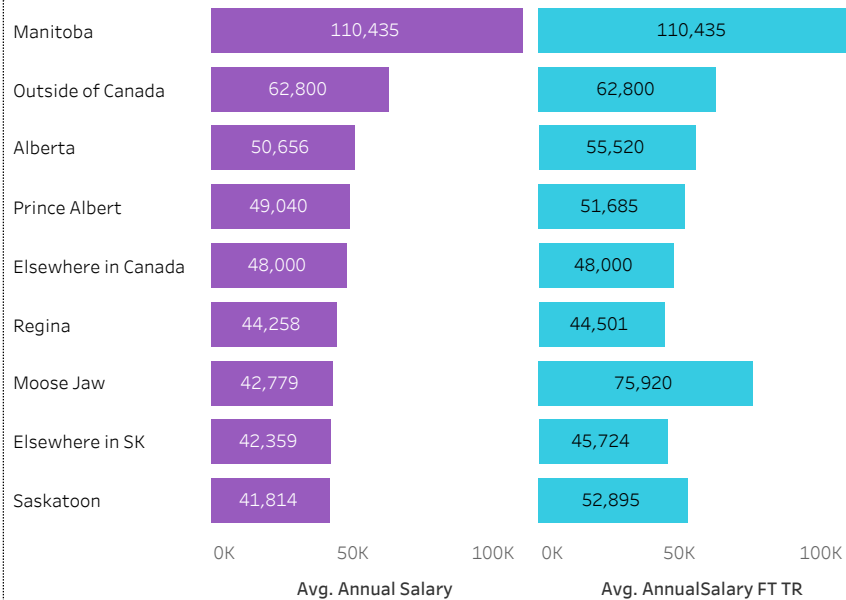
Overall Employment Rate

#Available Workforce	# of Grads Employed	Employment Rate	# of Fulltime Employed Grads	Full-time Employment Rate
289	246	85%	216	75%

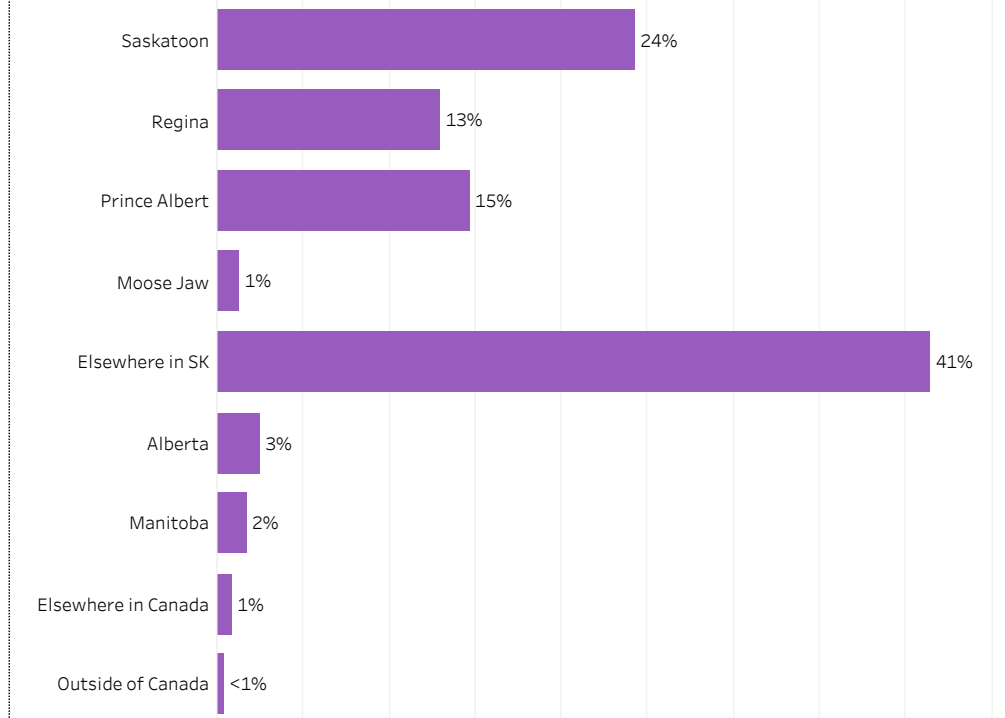
Training Related (TR) Employment

#Available Workforce	# of TR Employed Grads	TR Employment Rate	# of Fulltime TR Employed Grads	Full-time Training Related Employment Rate
289	193	67%	173	60%


Average Salaries by Location of Employment



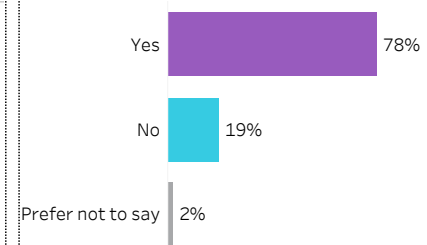
Location of Employment



Average/Median Salary



Relatedness of Job to Training



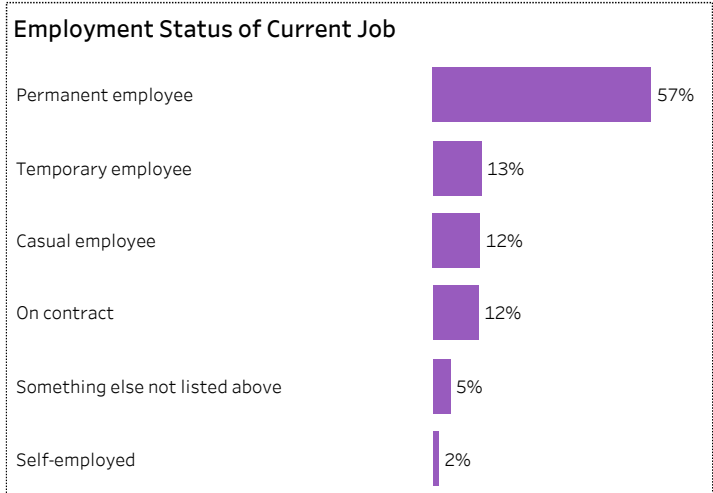
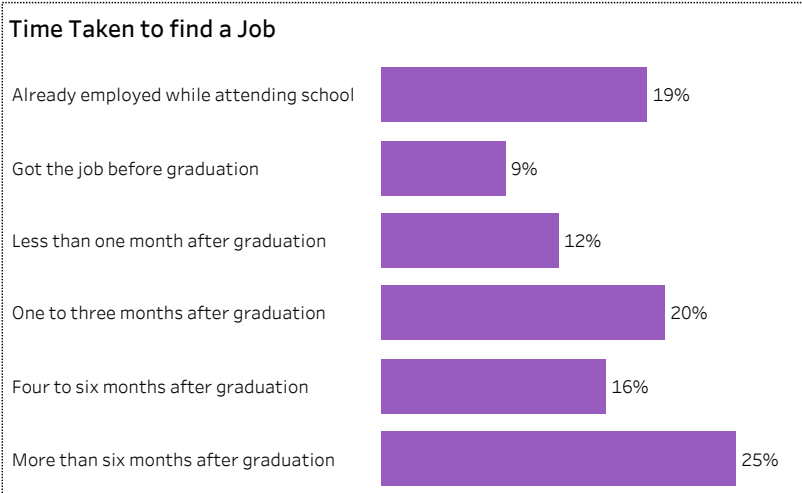
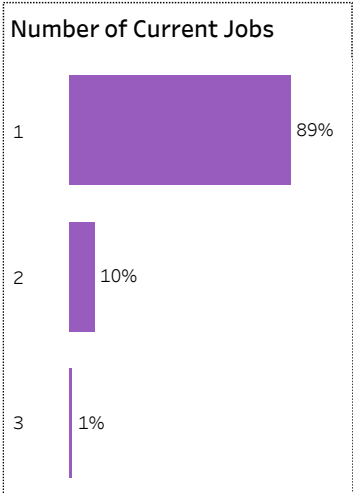
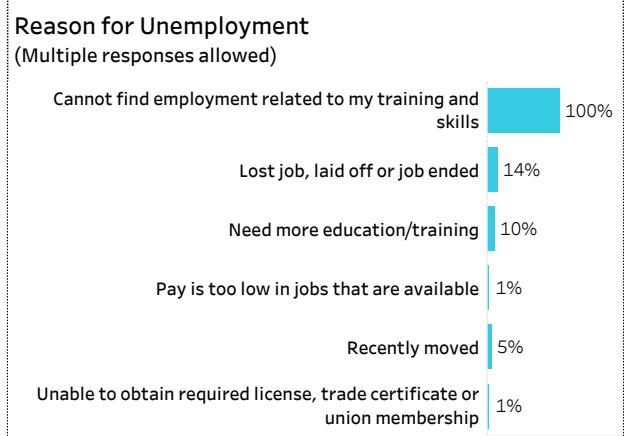
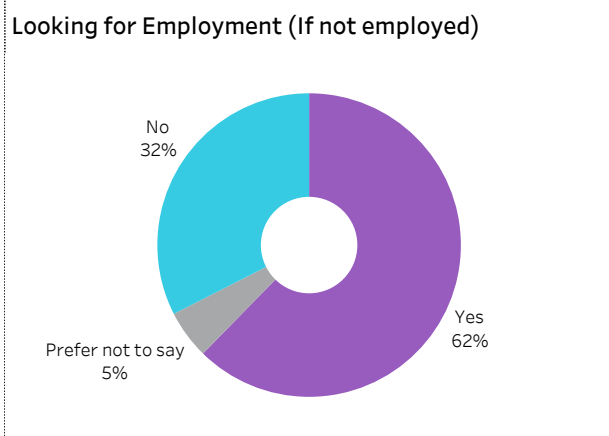
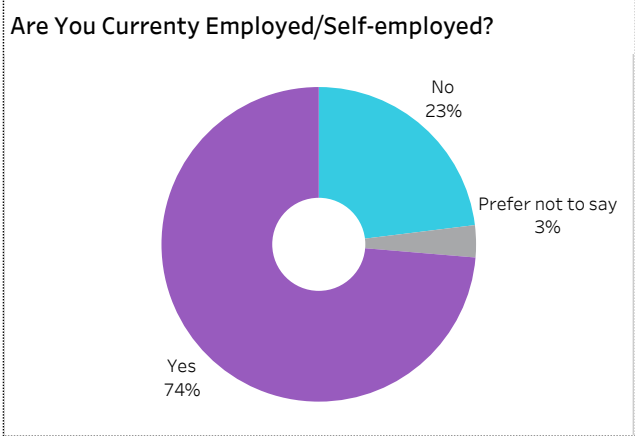


2019-20 Graduate Follow-up Survey Summary of Results (page 3/5) Graduate Employment (continued)



[Click on button to RESET Filters](#)

Number of Respondents **339** | School: **All** | Program: **All** | Credential: **All** | Admin Campus: **All** | Base/CE: **Base, Con Ed - Brokered, Con Ed - Sask Polytech Delivered** | Indigenous: **Indigenous**





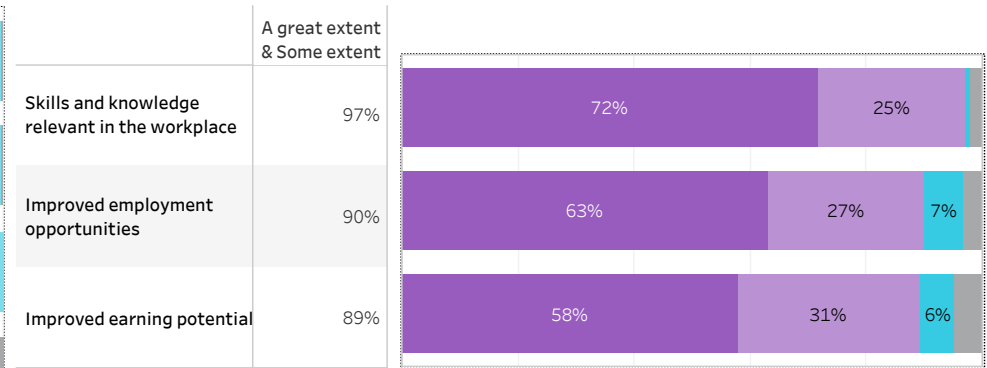
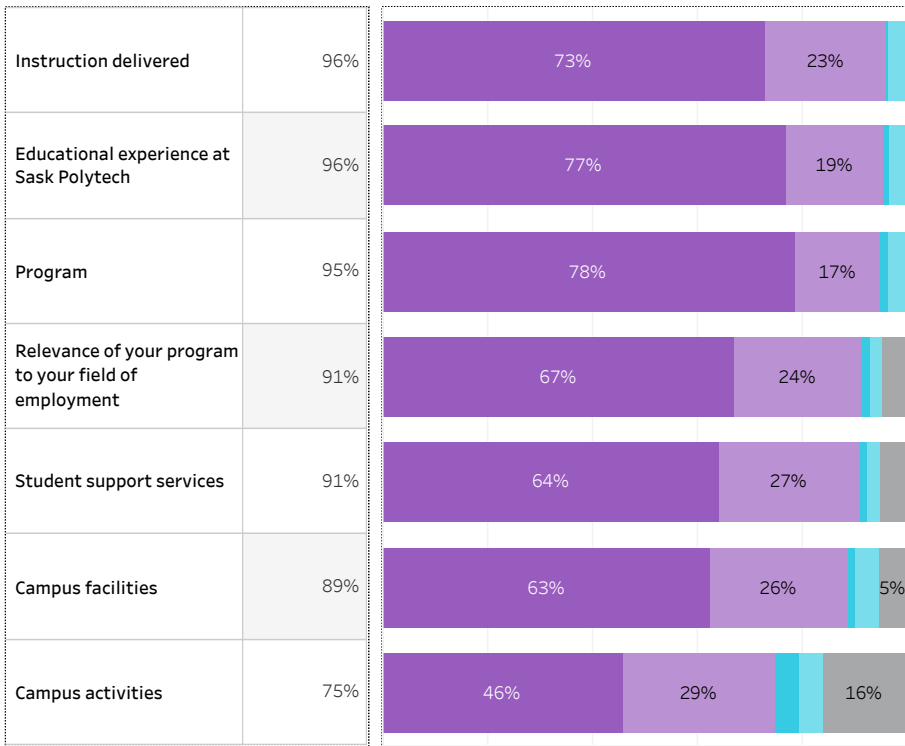
2019-20 Graduate Follow-up Survey Summary of Results (page 4/5) Satisfaction and Program Benefits



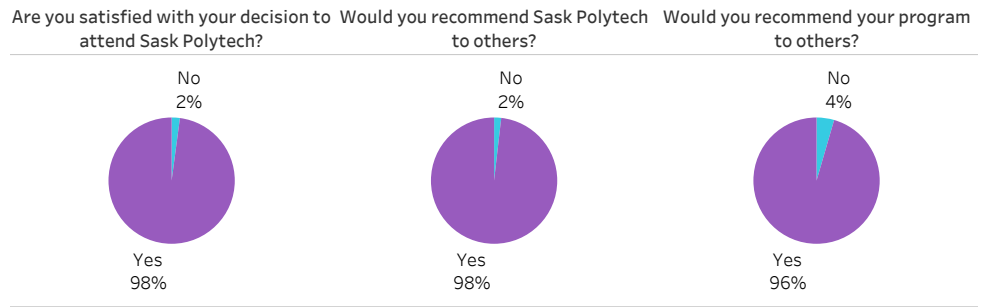
Click on button to RESET Filters

Number of Respondents 339	School: All Program: All Credential: All Admin Campus: All Base/CE: Base, Con Ed - Brokered, Con Ed - Sask Polytech Delivered Indigenous: Indigenous
-------------------------------------	---

Level of Satisfaction	Very Satisfied & Somewhat Satisfied	Very satisfied Somewhat satisfied Very dissatisfied Somewhat dissatisfied	Not sure	Program Benefits	A Great Extent & Some Extent	A great extent Some extent No extent at all Not sure	Not applicable
-----------------------	-------------------------------------	--	----------	------------------	------------------------------	---	----------------



Satisfaction with Sask Polytech



Institutional Research and Analysis

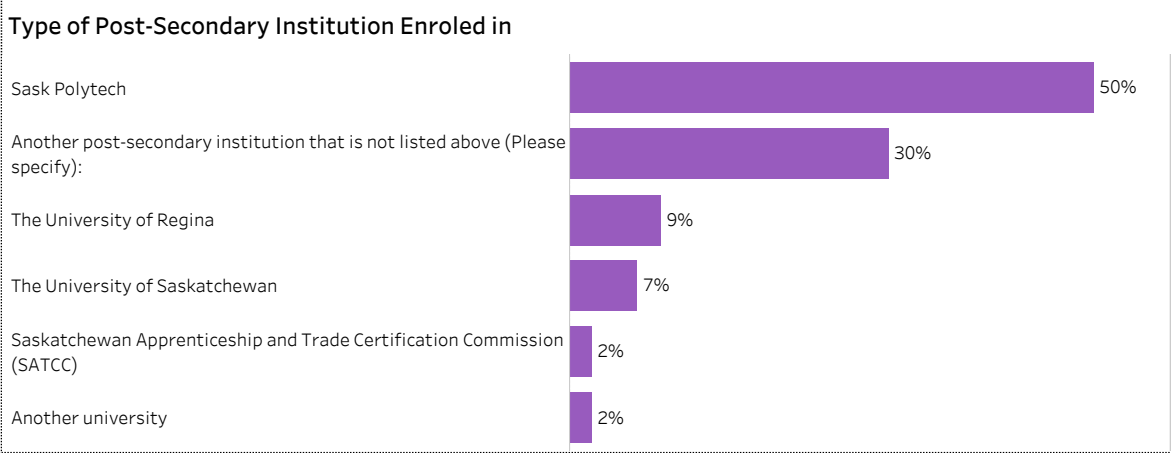
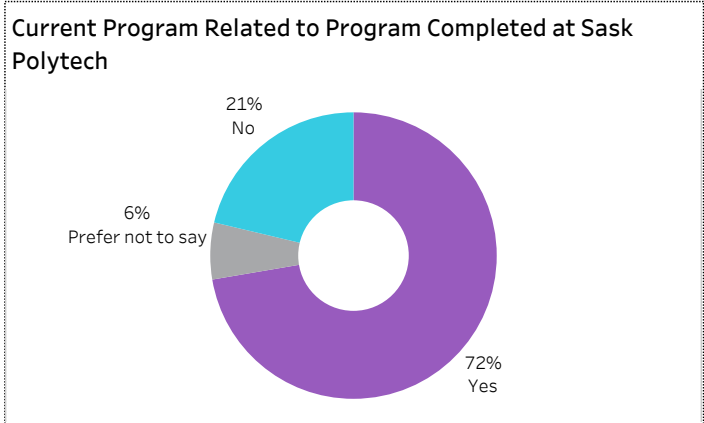
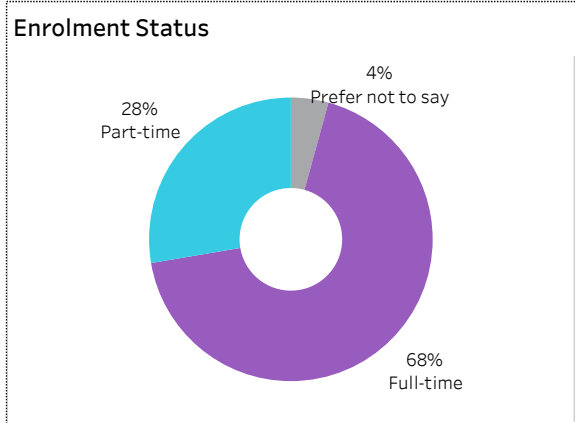
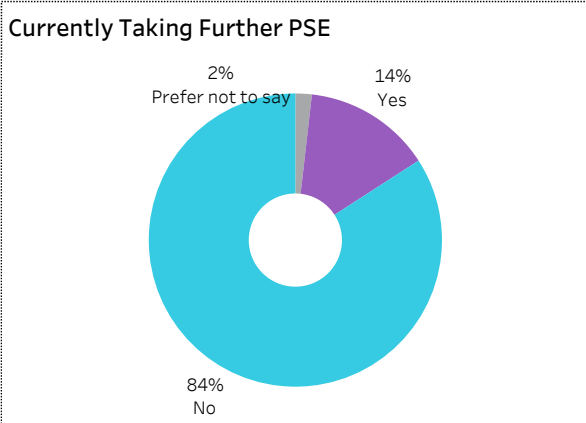


2019-20 Graduate Follow-up Survey Summary of Results (page 5/5) Further Post-Secondary Education



[Click on button to RESET Filters](#)

Number of Respondents **339** | School: **All** | Program: **All** | Credential: **All** | Admin Campus: **All** | Base/CE: **Base, Con Ed - Brokered, Con Ed - Sask Polytech Delivered** | Indigenous: **Indigenous**



Among the students who pursued further education, 25% indicated the program was not related to the one they completed at Sask Polytech. Common reasons cited by the graduates who were studying in an unrelated field were to be able to change career choice, to have more/better career choices, and difficulty of finding employment in their previous field of study.

Institutional Research and Analysis



2019-20 Graduate Follow-up Survey

Summary of Results (page 1/5)

Respondent Profile

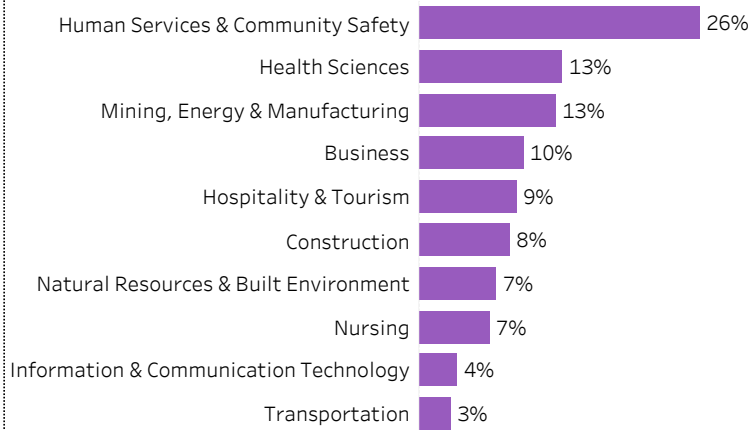


[Click on button to RESET Filters](#)

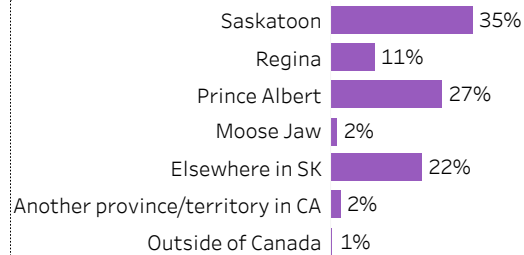
Number of Respondents
165

School: **All** | Program: **All** | Credential: **All** | Admin Campus: **All** | Base/CE: **Base** | Indigenous: **Indigenous**


School




Location of Current Residence



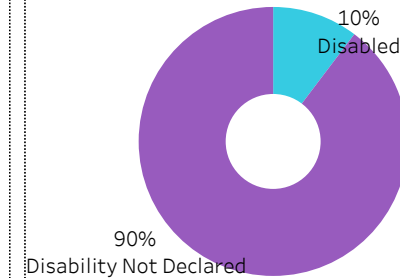
Indigenous Status



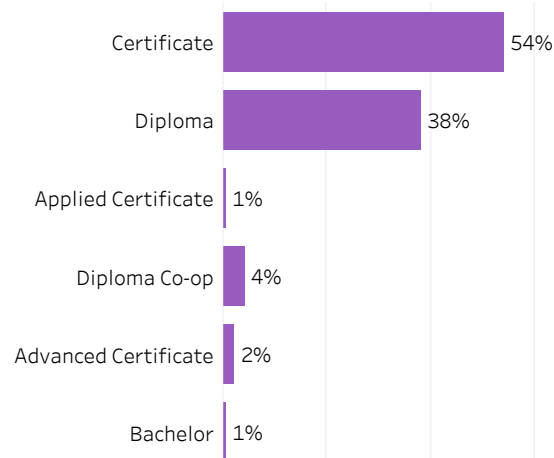
Base/CE



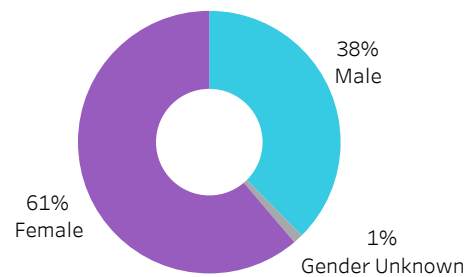
Disability



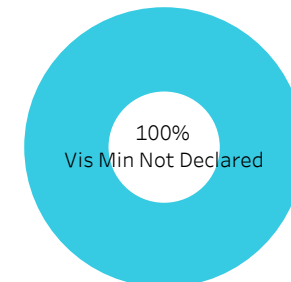
Credentials



Gender



Visible Minority





2019-20 Graduate Follow-up Survey Summary of Results (page 2/5) Graduate Employment



[Click on button to RESET Filters](#)

Number of Respondents
165

School: **All** | Program: **All** | Credential: **All** | Admin Campus: **All** | Base/CE: **Base** | Indigenous: **Indigenous**

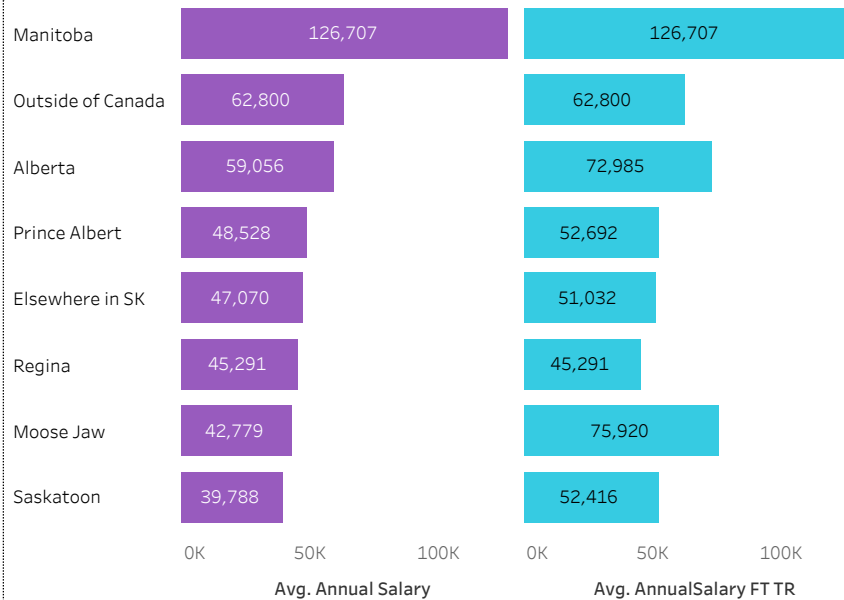
Overall Employment Rate

#Available Workforce	# of Grads Employed	Employment Rate	# of Fulltime Employed Grads	Full-time Employment Rate
141	122	87%	104	74%

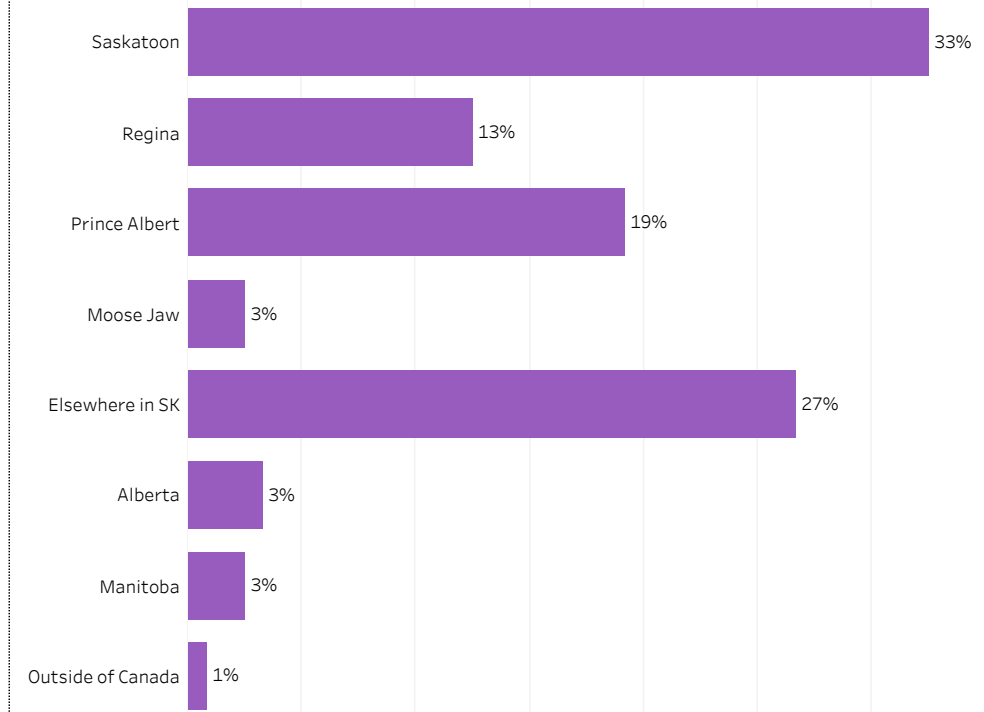
Training Related (TR) Employment

#Available Workforce	# of TR Employed Grads	TR Employment Rate	# of Fulltime TR Employed Grads	Full-time Training Related Employment Rate
141	101	72%	89	63%

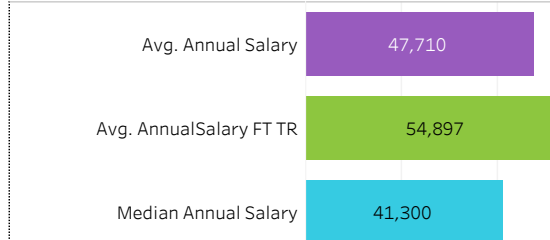
Average Salaries by Location of Employment



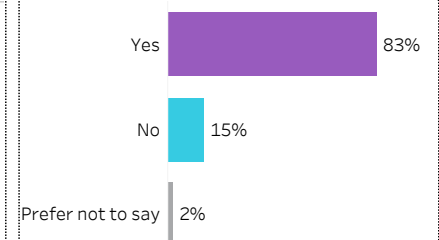
Location of Employment



Average/Median Salary



Relatedness of Job to Training



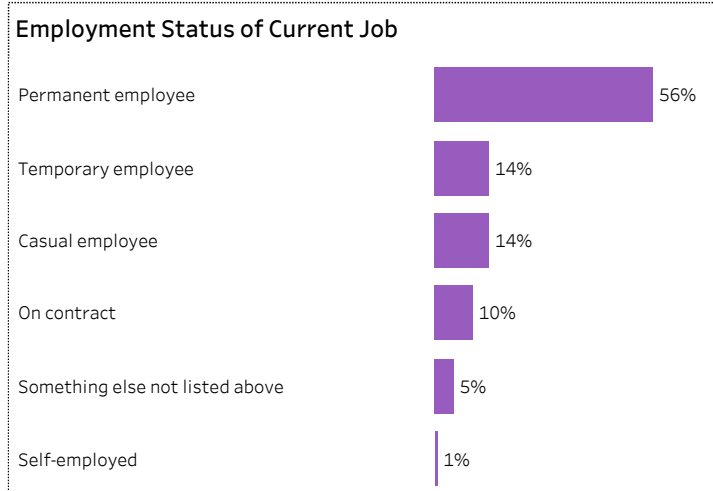
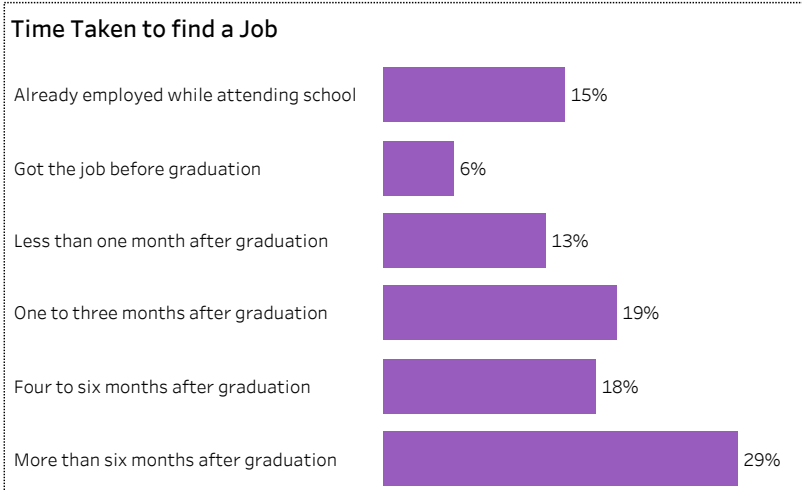
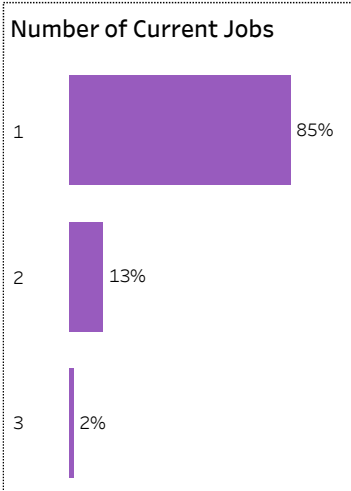
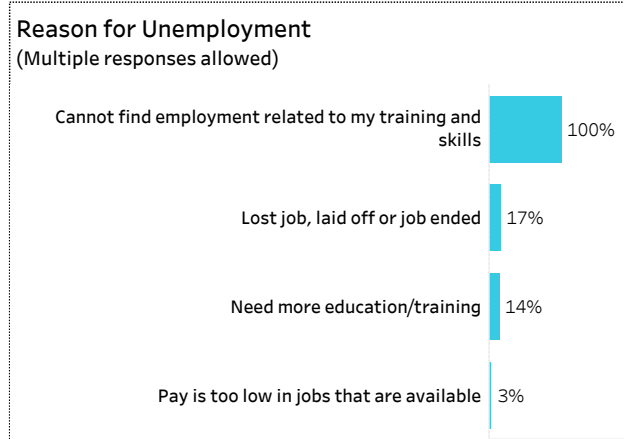
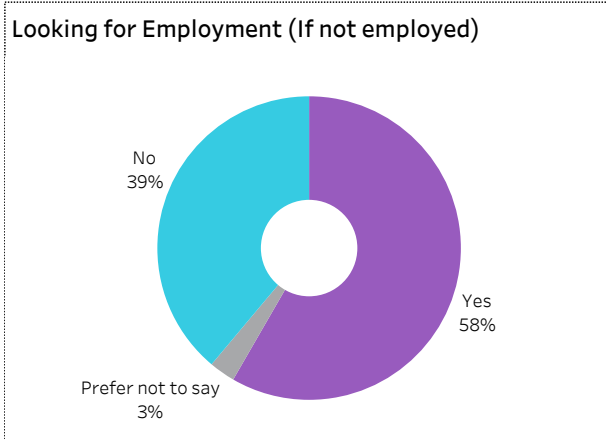
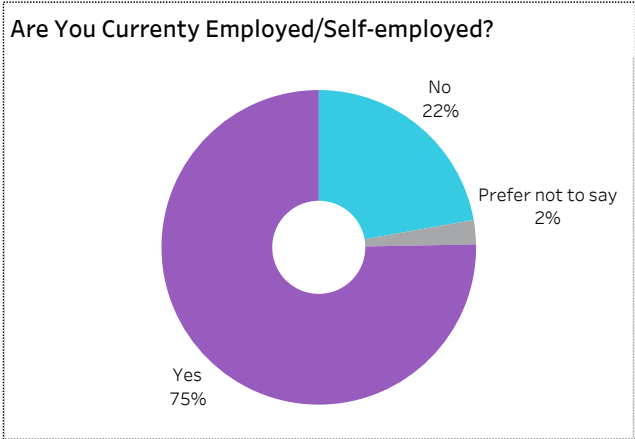


2019-20 Graduate Follow-up Survey Summary of Results (page 3/5) Graduate Employment (continued)



[Click on button to RESET Filters](#)

Number of Respondents **165** | School: **All** | Program: **All** | Credential: **All** | Admin Campus: **All** | Base/CE: **Base** | Indigenous: **Indigenous**





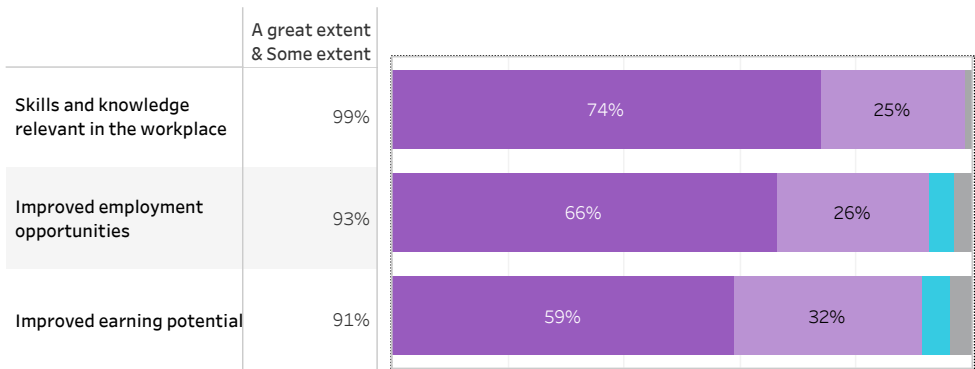
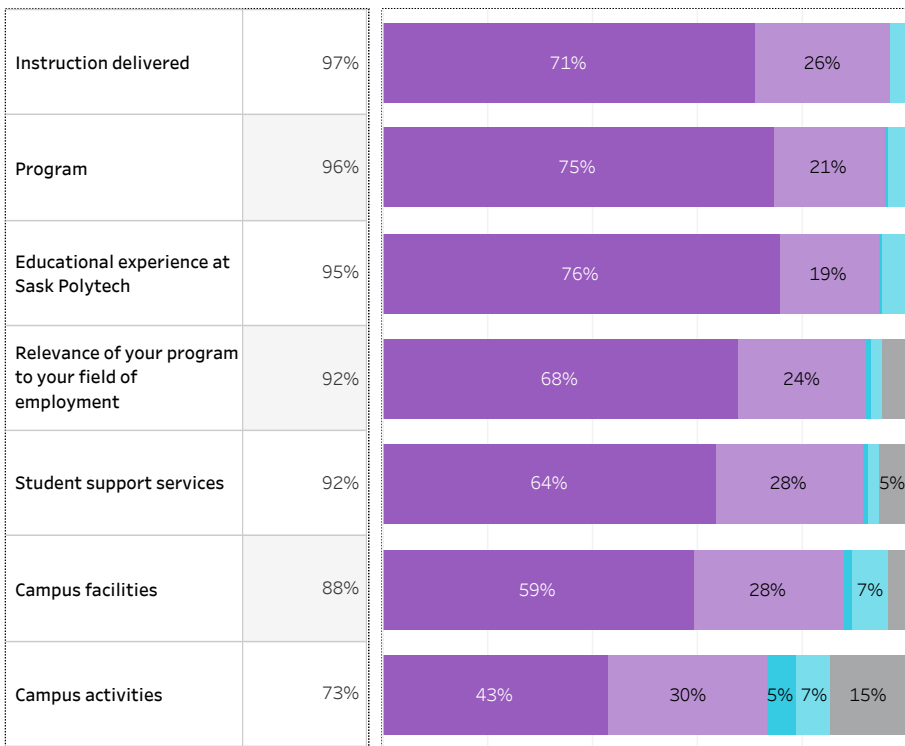
2019-20 Graduate Follow-up Survey Summary of Results (page 4/5) Satisfaction and Program Benefits



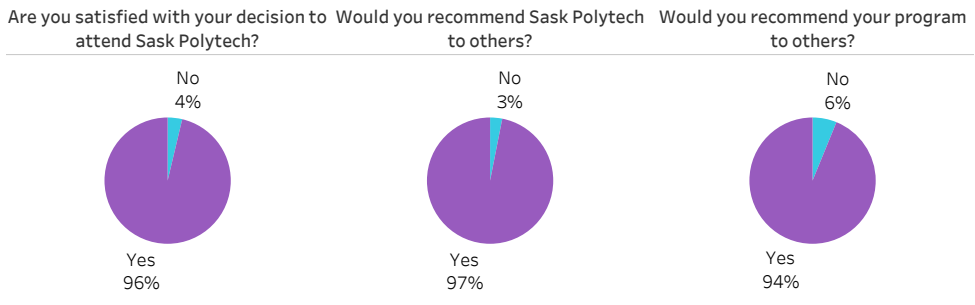
Click on button to RESET Filters

Number of Respondents 165	School: All Program: All Credential: All Admin Campus: All Base/CE: Base Indigenous: Indigenous
-------------------------------------	---

Level of Satisfaction	Very Satisfied & Somewhat Satisfied	<ul style="list-style-type: none"> Very satisfied Somewhat satisfied Very dissatisfied Somewhat dissatisfied Not sure 	Program Benefits	A Great Extent & Some Extent	<ul style="list-style-type: none"> A great extent Some extent No extent at all Not sure Not applicable
-----------------------	-------------------------------------	--	------------------	------------------------------	---



Satisfaction with Sask Polytech



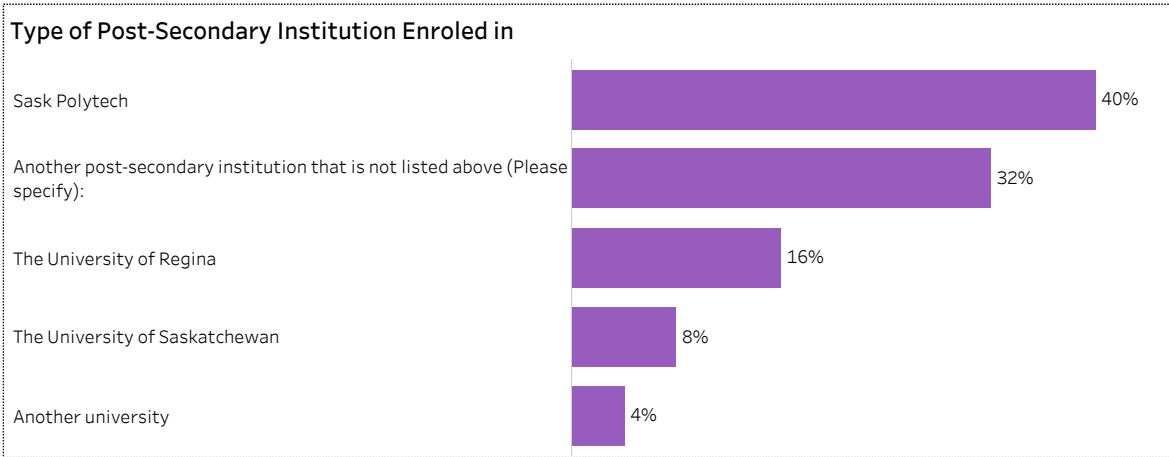
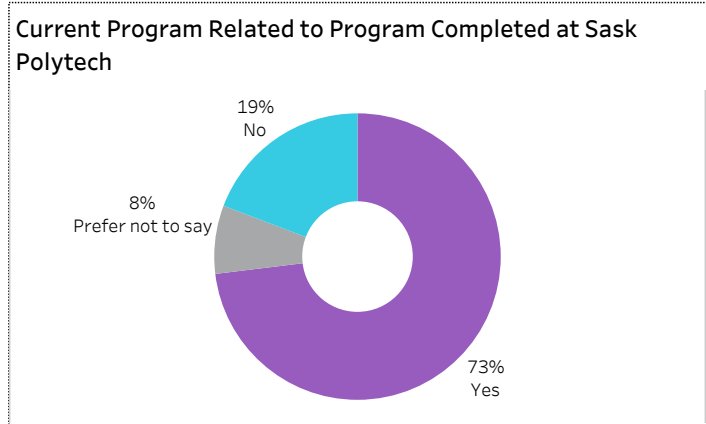
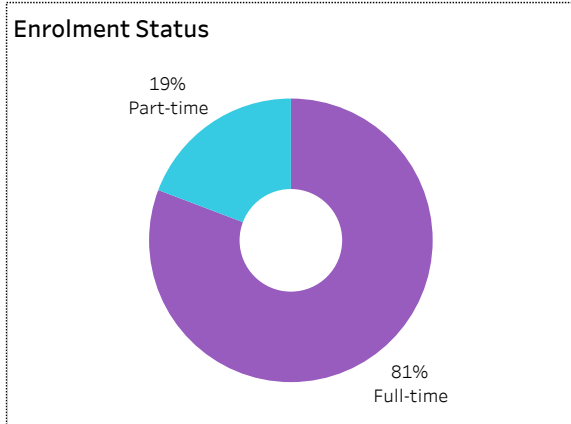
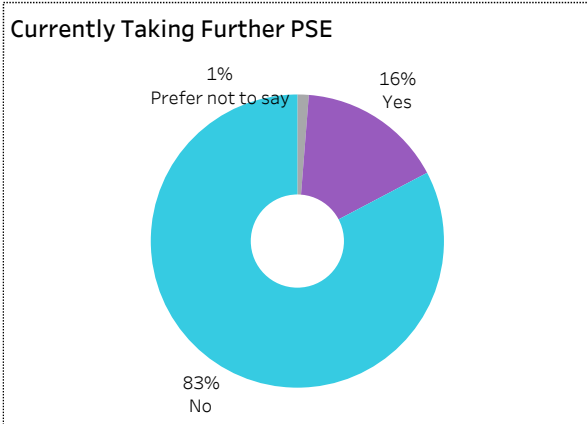


2019-20 Graduate Follow-up Survey Summary of Results (page 5/5) Further Post-Secondary Education



[Click on button to RESET Filters](#)

Number of Respondents: **165** | School: **All** | Program: **All** | Credential: **All** | Admin Campus: **All** | Base/CE: **Base** | Indigenous: **Indigenous**



Among the students who pursued further education, 25% indicated the program was not related to the one they completed at Sask Polytech. Common reasons cited by the graduates who were studying in an unrelated field were to be able to change career choice, to have more/better career choices, and difficulty of finding employment in their previous field of study.

Institutional Research and Analysis



2019-20 Graduate Follow-up Survey Summary of Results (page 1/5) Respondent Profile

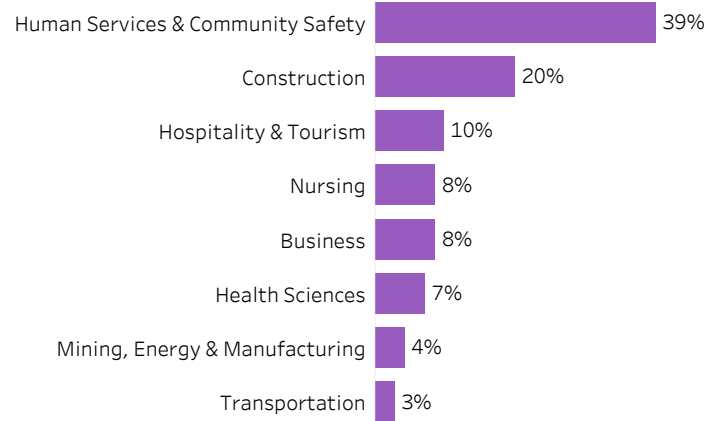


[Click on button to RESET Filters](#)

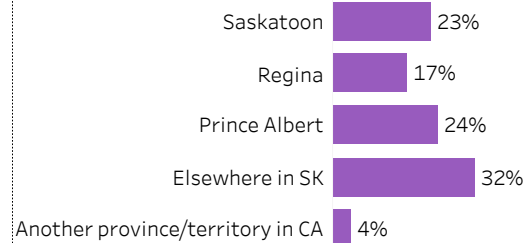
Number of Respondents
71

School: **All** | Program: **All** | Credential: **All** | Admin Campus: **All** | Base/CE: **Con Ed - Sask Polytech Delivered** |
Indigenous: **Indigenous**


School



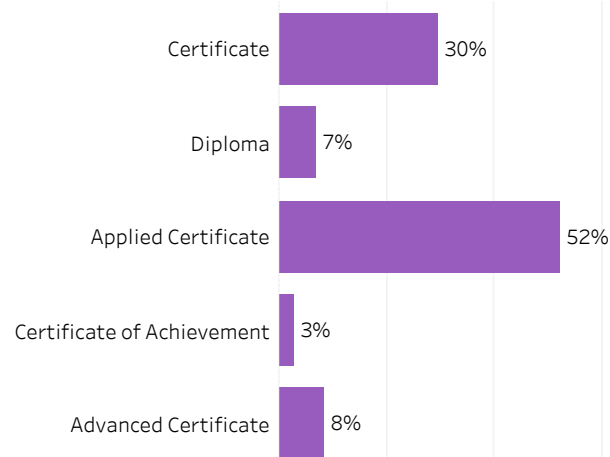
Location of Current Residence



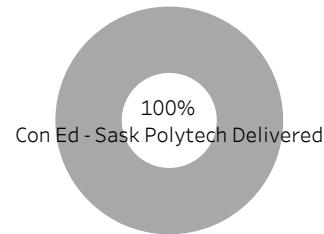
Indigenous Status



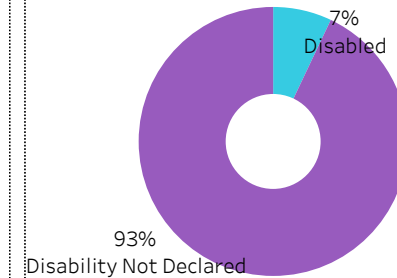
Credentials



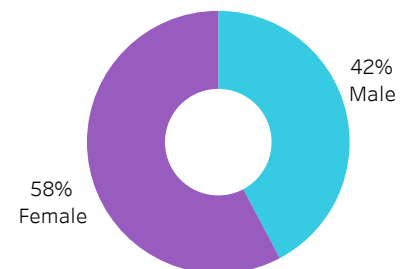
Base/CE



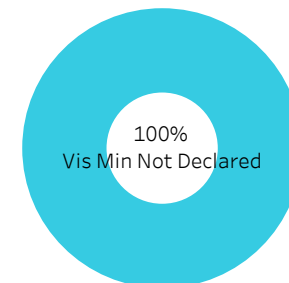
Disability



Gender



Visible Minority





2019-20 Graduate Follow-up Survey Summary of Results (page 2/5) Graduate Employment



[Click on button to RESET Filters](#)

Number of Respondents
71

School: **All** | Program: **All** | Credential: **All** | Admin Campus: **All** | Base/CE: **Con Ed - Sask Polytech Delivered** | Indigenous: **Indigenous**

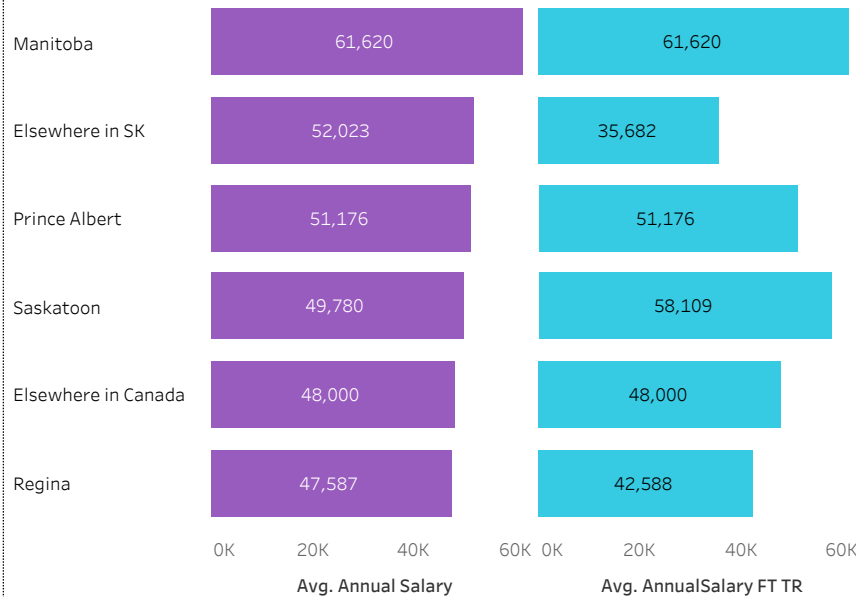
Overall Employment Rate

#Available Workforce	# of Grads Employed	Employment Rate	# of Fulltime Employed Grads	Full-time Employment Rate
63	54	86%	52	83%

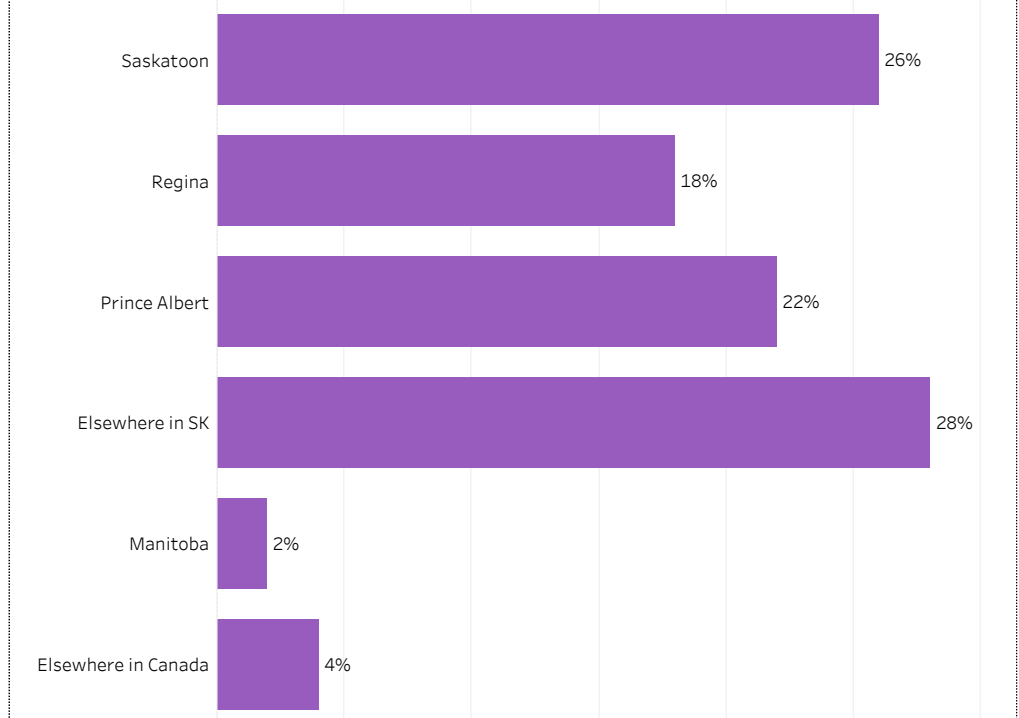
Training Related (TR) Employment

#Available Workforce	# of TR Employed Grads	TR Employment Rate	# of Fulltime TR Employed Grads	Full-time Training Related Employment Rate
63	42	67%	42	67%

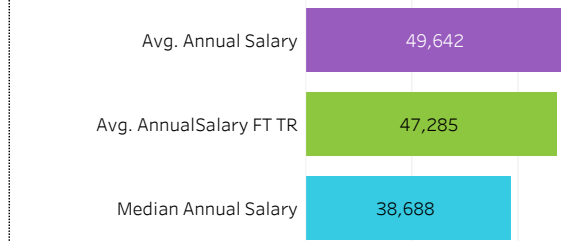
Average Salaries by Location of Employment



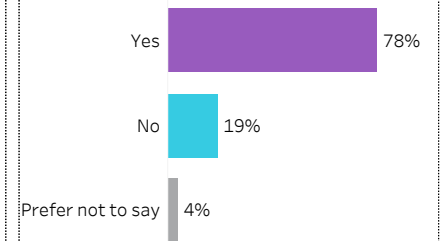
Location of Employment



Average/Median Salary



Relatedness of Job to Training

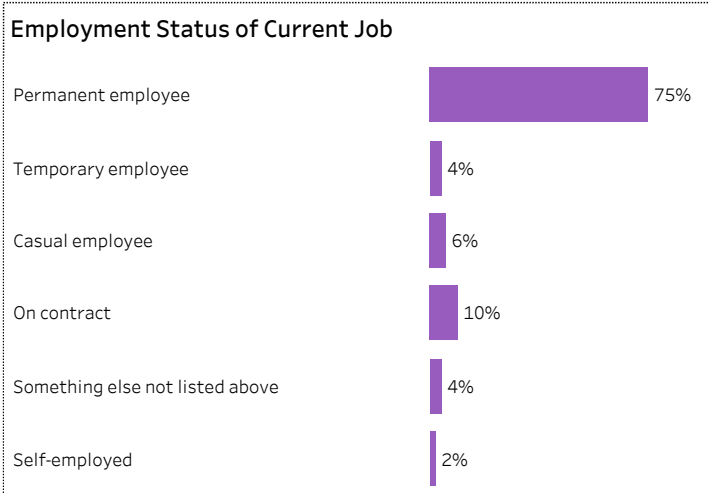
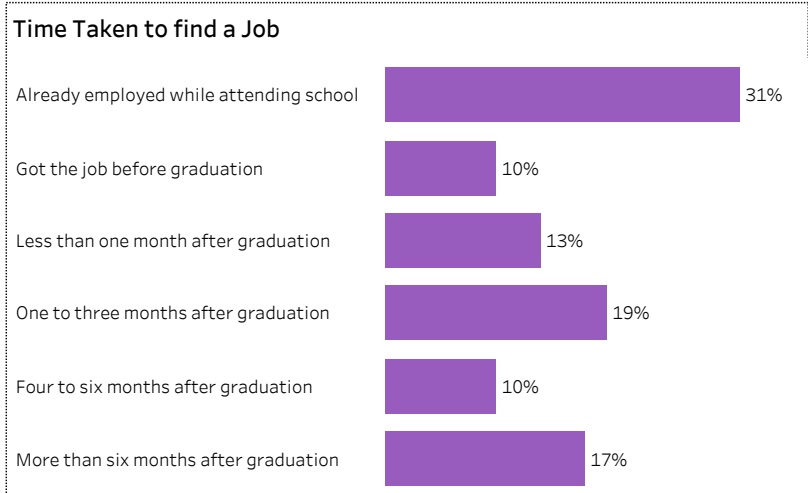
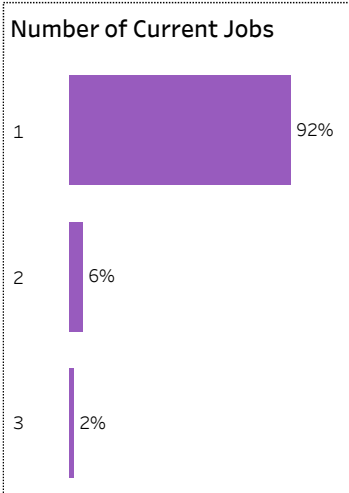
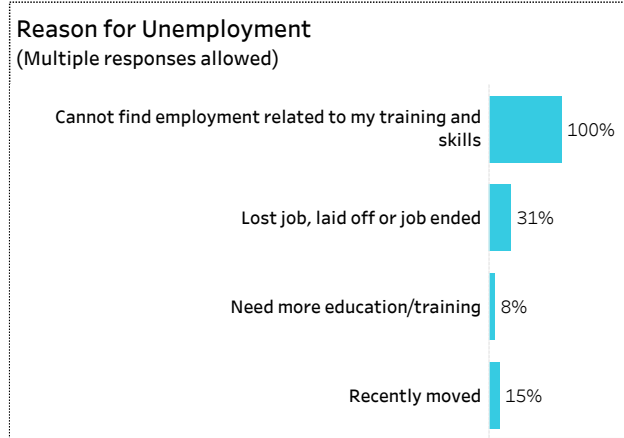
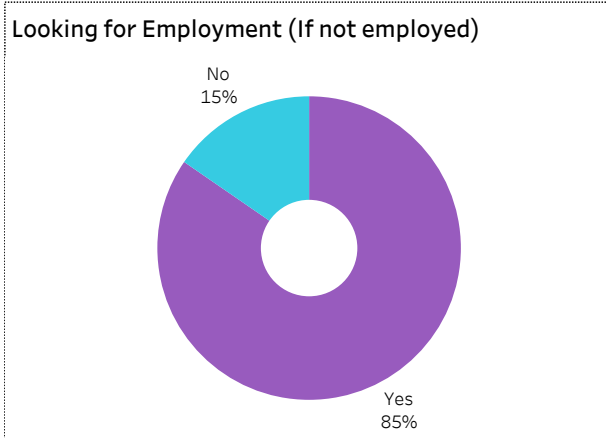
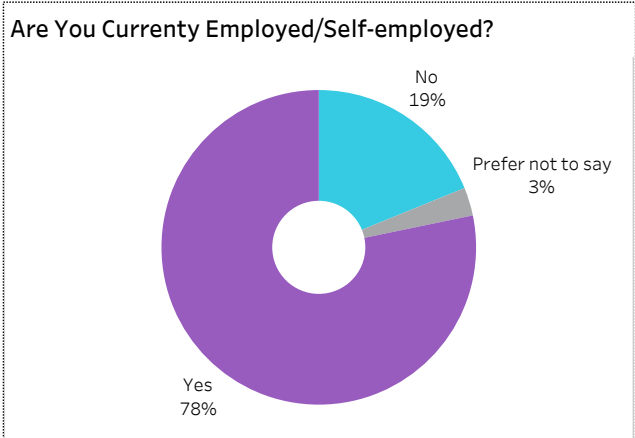




2019-20 Graduate Follow-up Survey Summary of Results (page 3/5) Graduate Employment (continued)

Click on button to RESET Filters

Number of Respondents **71** | School: **All** | Program: **All** | Credential: **All** | Admin Campus: **All** | Base/CE: **Con Ed - Sask Polytech Delivered** | Indigenous: **Indigenous**





2019-20 Graduate Follow-up Survey Summary of Results (page 4/5) Satisfaction and Program Benefits



Click on button to RESET Filters

Number of Respondents 71	School: All Program: All Credential: All Admin Campus: All Base/CE: Con Ed - Sask Polytech Delivered Indigenous: Indigenous
------------------------------------	---

Level of Satisfaction	Very Satisfied & Somewhat Satisfied	Very Satisfied Somewhat satisfied Very dissatisfied Somewhat dissatisfied	Not sure	Program Benefits	A Great Extent & Some Extent	A Great extent Some extent No extent at all Not sure	Not applicable
-----------------------	-------------------------------------	--	----------	------------------	------------------------------	---	----------------

Educational experience at Sask Polytech	96%	79%	17%	
Instruction delivered	92%	76%	15%	7%
Relevance of your program to your field of employment	92%	63%	28%	
Program	90%	76%	14%	7%
Campus facilities	86%	63%	23%	11%
Student support services	86%	62%	24%	8%
Campus activities	72%	39%	32%	23%

Skills and knowledge relevant in the workplace	94%	57%	37%	
Improved employment opportunities	83%	53%	30%	14%
Improved earning potential	80%	49%	31%	11% 7%

Satisfaction with Sask Polytech



Institutional Research and Analysis

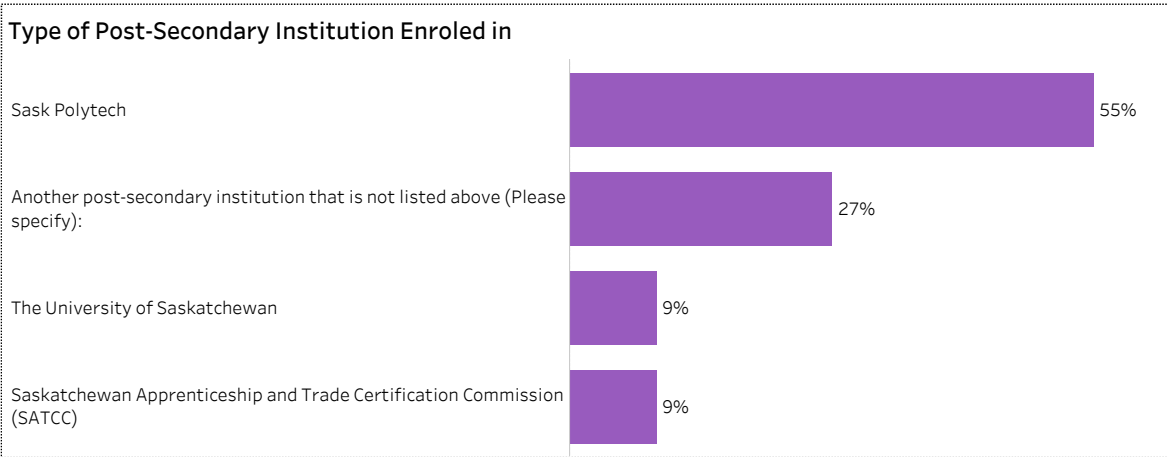
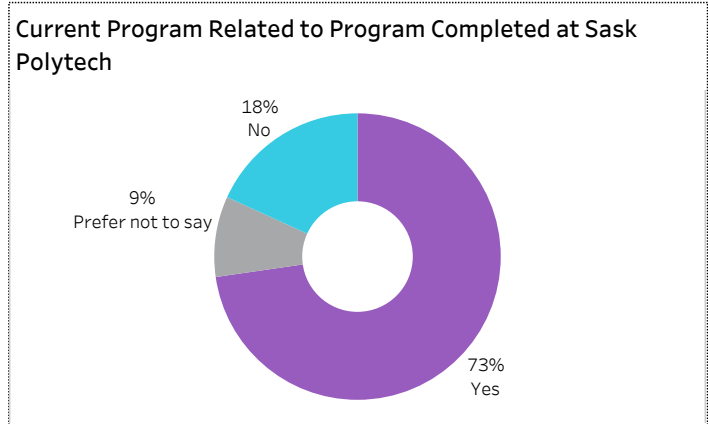
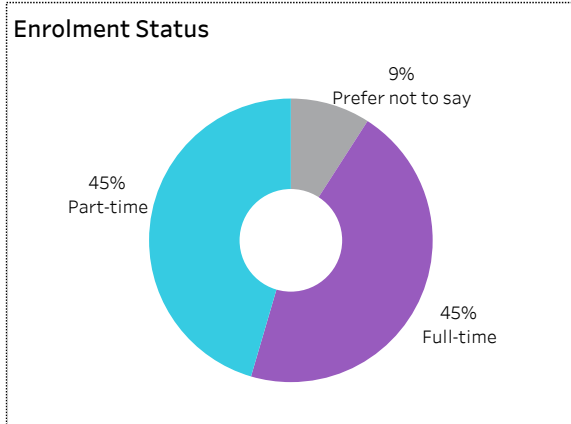
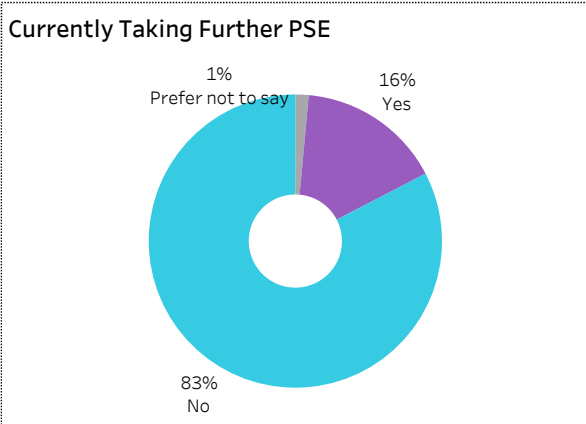


2019-20 Graduate Follow-up Survey Summary of Results (page 5/5) Further Post-Secondary Education



[Click on button to RESET Filters](#)

Number of Respondents **71** | School: **All** | Program: **All** | Credential: **All** | Admin Campus: **All** | Base/CE: **Con Ed - Sask Polytech Delivered** | Indigenous: **Indigenous**



Among the students who pursued further education, 25% indicated the program was not related to the one they completed at Sask Polytech. Common reasons cited by the graduates who were studying in an unrelated field were to be able to change career choice, to have more/better career choices, and difficulty of finding employment in their previous field of study.

Institutional Research and Analysis



2019-20 Graduate Follow-up Survey Summary of Results (page 1/5) Respondent Profile

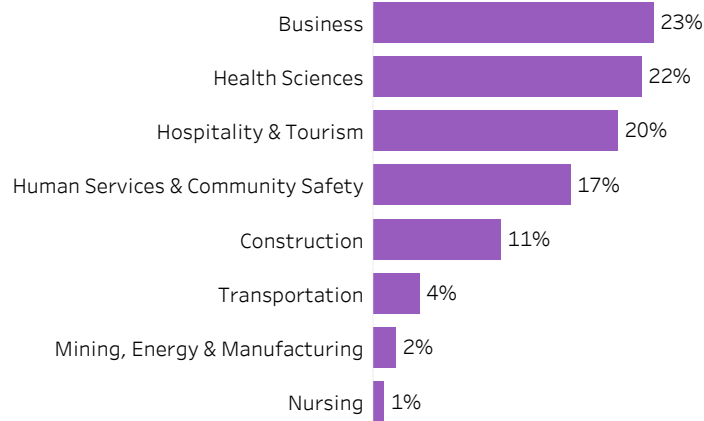


[Click on button to RESET Filters](#)

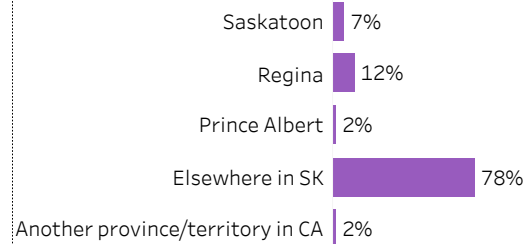
Number of Respondents
103

School: **All** | Program: **All** | Credential: **All** | Admin Campus: **All** | Base/CE: **Con Ed - Brokered** | Indigenous:


School



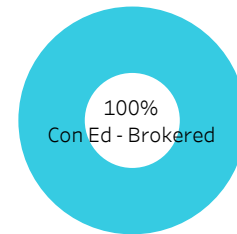
Location of Current Residence



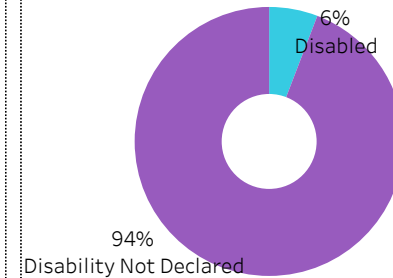
Indigenous Status



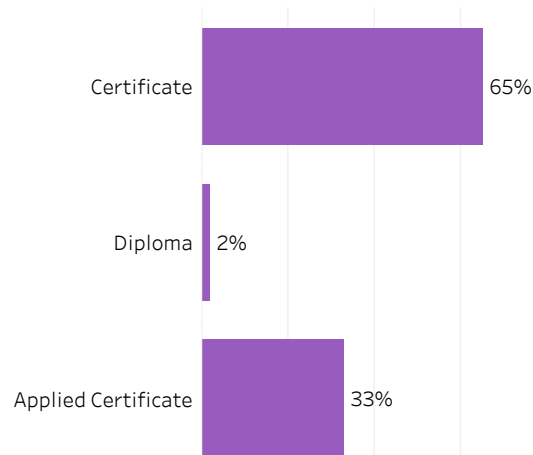
Base/CE



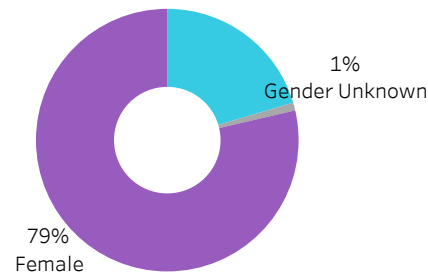
Disability



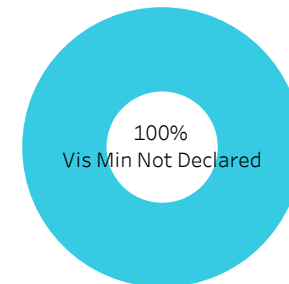
Credentials



Gender



Visible Minority





2019-20 Graduate Follow-up Survey Summary of Results (page 2/5) Graduate Employment



[Click on button to RESET Filters](#)

Number of Respondents
103

School: **All** | Program: **All** | Credential: **All** | Admin Campus: **All** | Base/CE: **Con Ed - Brokered** | Indigenous: **Indigenous**

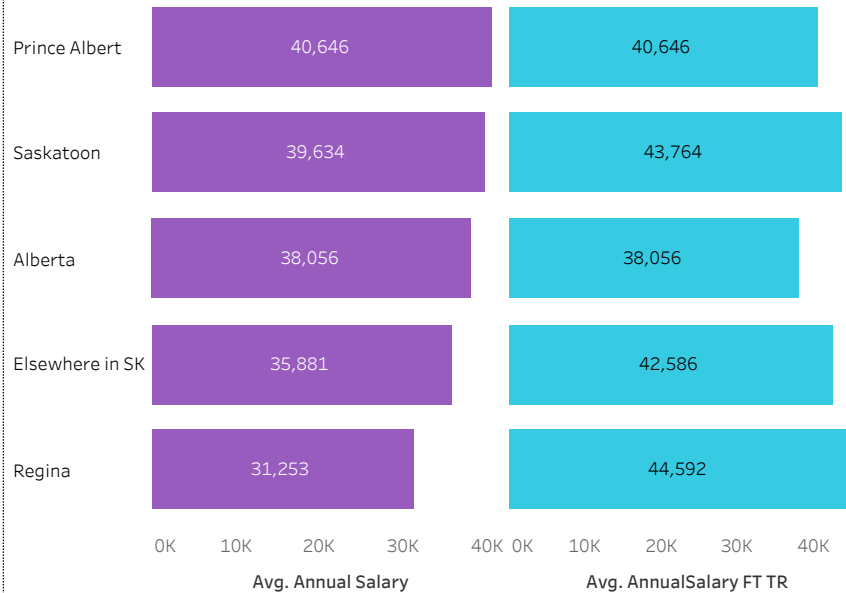
Overall Employment Rate

#Available Workforce	# of Grads Employed	Employment Rate	# of Fulltime Employed Grads	Full-time Employment Rate
85	70	82%	60	71%

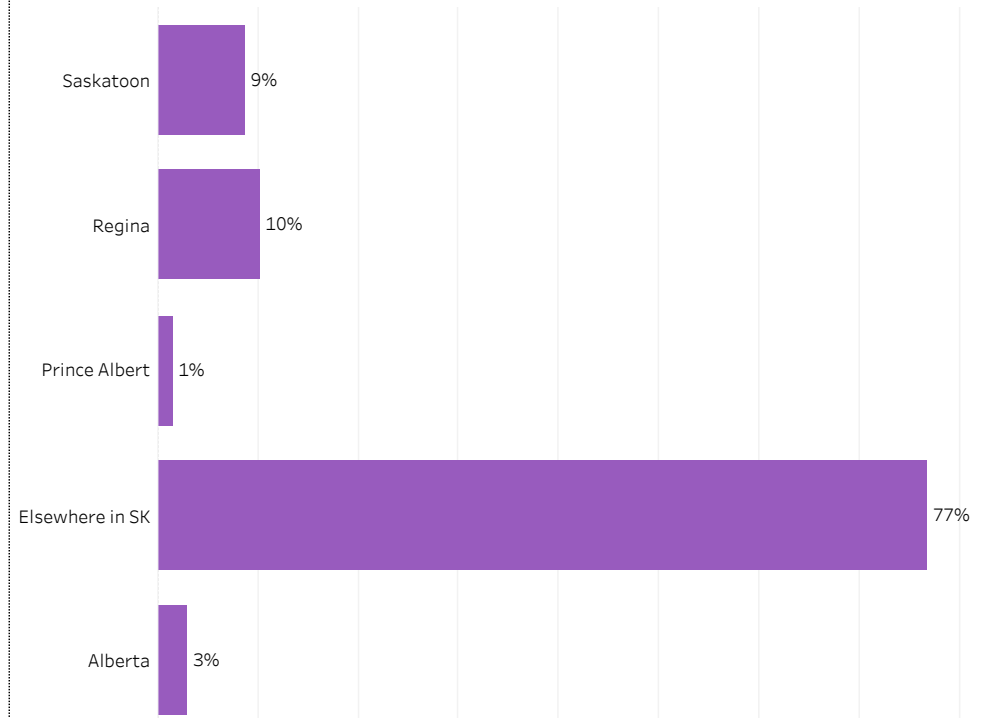
Training Related (TR) Employment

#Available Workforce	# of TR Employed Grads	TR Employment Rate	# of Fulltime TR Employed Grads	Full-time Training Related Employment Rate
85	50	59%	42	49%

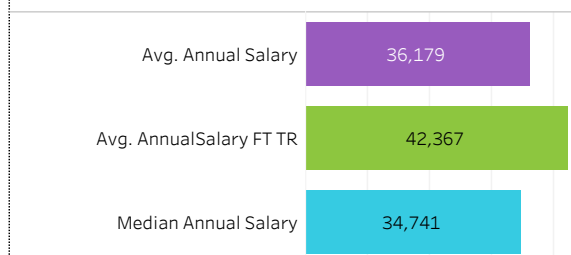
Average Salaries by Location of Employment



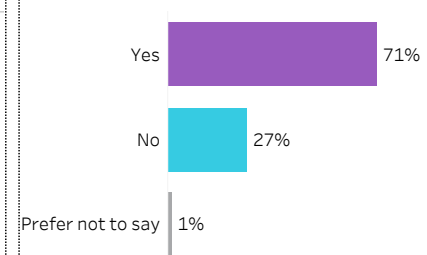
Location of Employment



Average/Median Salary



Relatedness of Job to Training



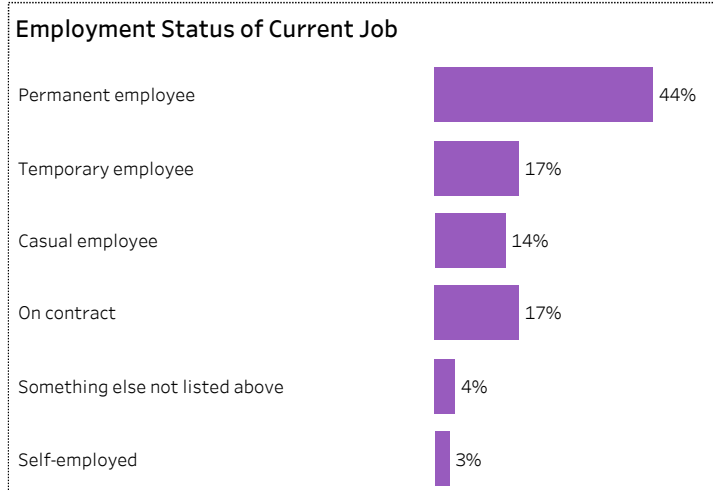
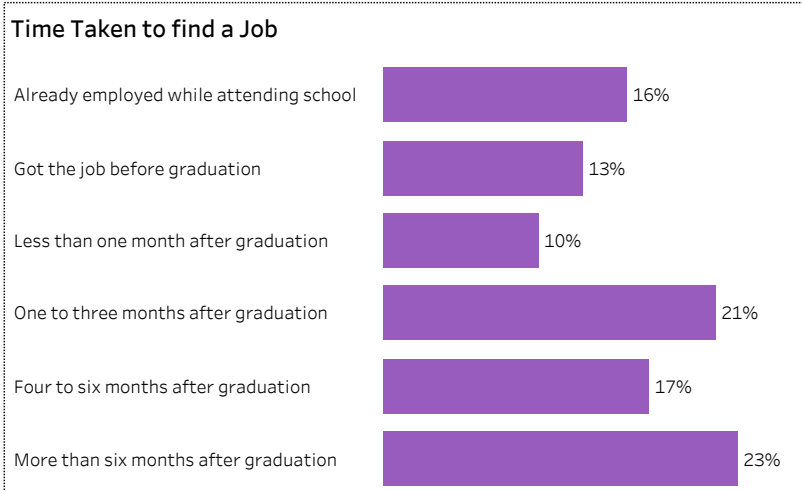
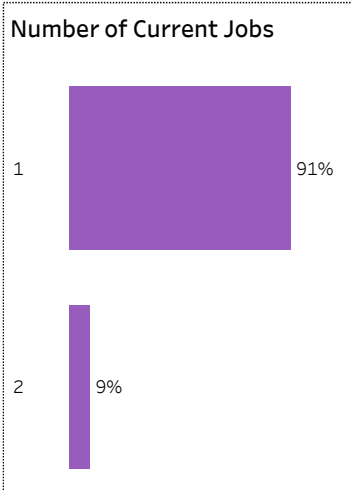

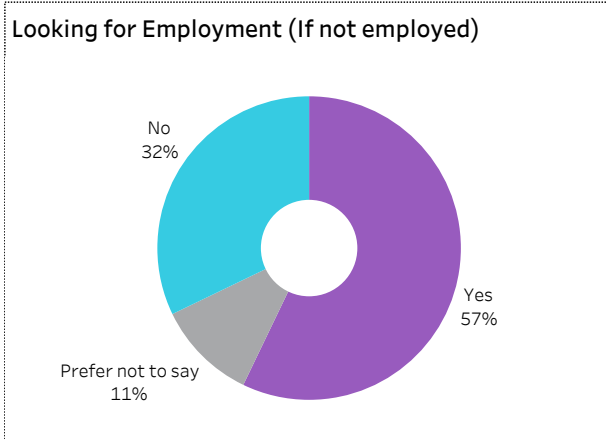
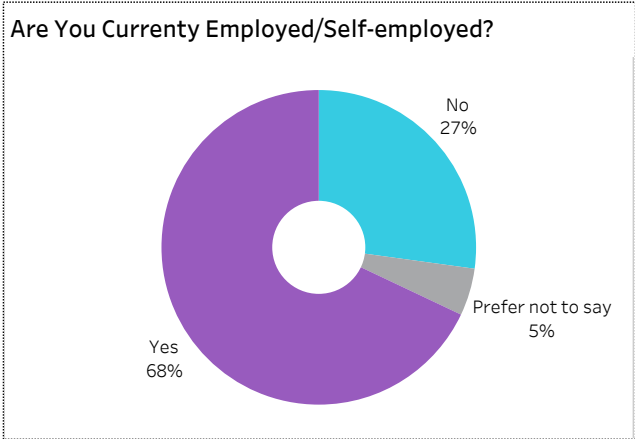


2019-20 Graduate Follow-up Survey Summary of Results (page 3/5) Graduate Employment (continued)



[Click on button to RESET Filters](#)

Number of Respondents **103** | School: **All** | Program: **All** | Credential: **All** | Admin Campus: **All** | Base/CE: **Con Ed - Brokered** | Indigenous: **Indigenous**





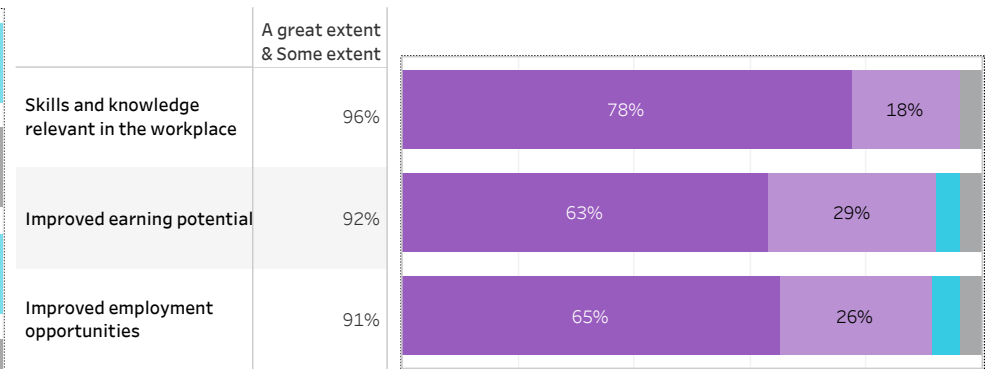
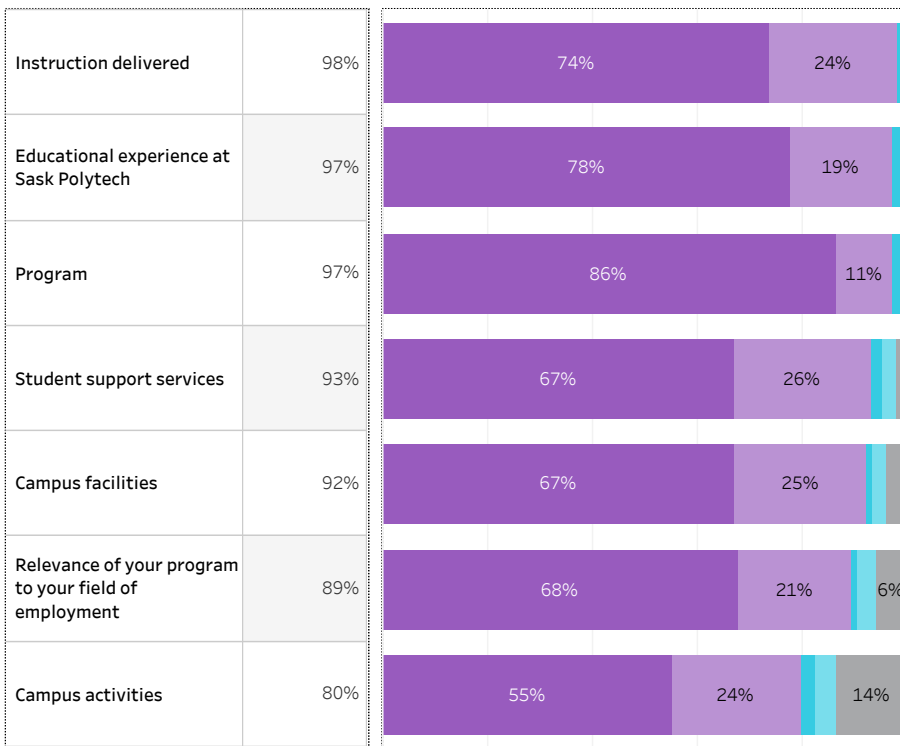
2019-20 Graduate Follow-up Survey Summary of Results (page 4/5) Satisfaction and Program Benefits



Click on button to RESET Filters

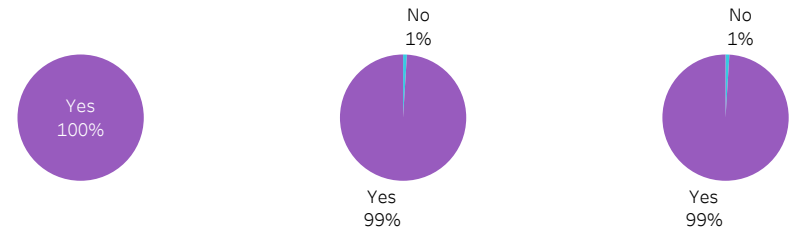
Number of Respondents 103	School: All Program: All Credential: All Admin Campus: All Base/CE: Con Ed - Brokered Indigenous: Indigenous
-------------------------------------	--

Level of Satisfaction	Very Satisfied & Somewhat Satisfied	<ul style="list-style-type: none"> Very satisfied Somewhat satisfied Very dissatisfied Somewhat dissatisfied Not sure 	Program Benefits	A Great Extent & Some Extent	<ul style="list-style-type: none"> A great extent Some extent No extent at all Not sure Not applicable
-----------------------	-------------------------------------	--	------------------	------------------------------	---



Satisfaction with Sask Polytech

Are you satisfied with your decision to attend Sask Polytech? | Would you recommend Sask Polytech to others? | Would you recommend your program to others?



Institutional Research and Analysis

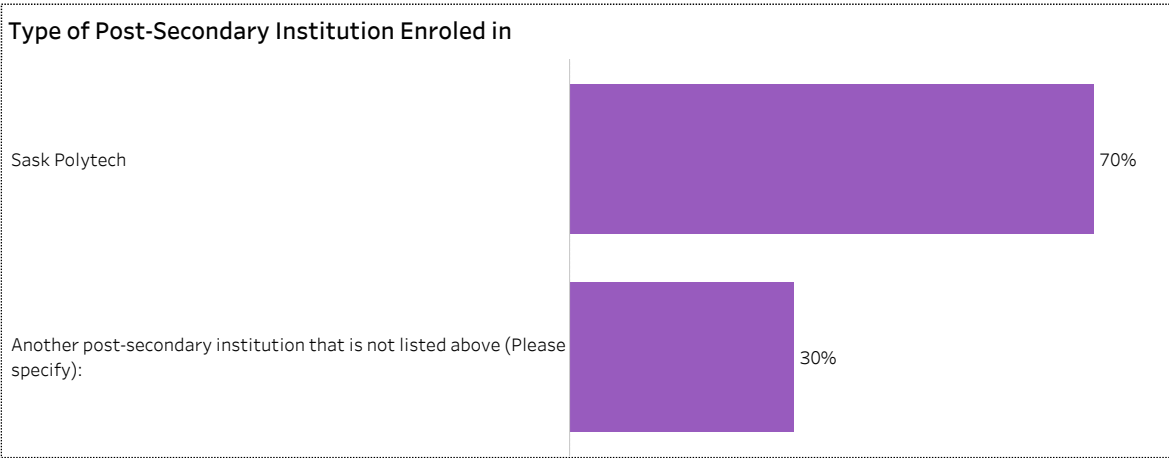
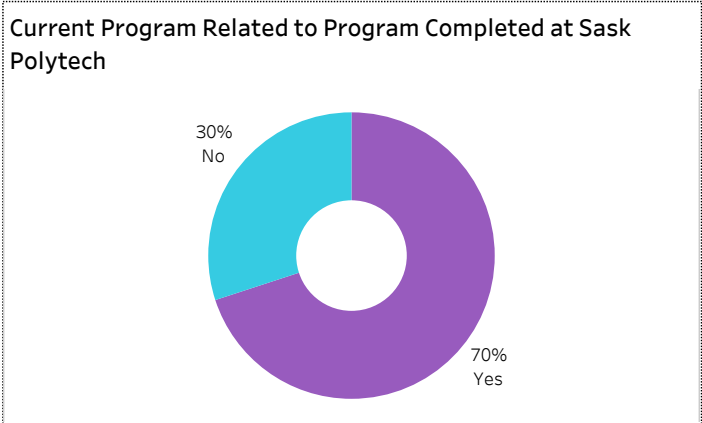
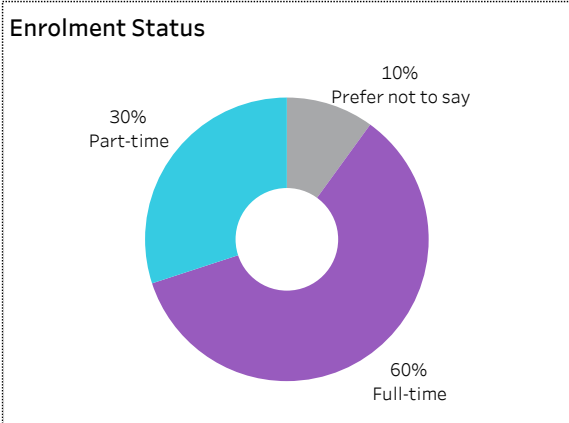
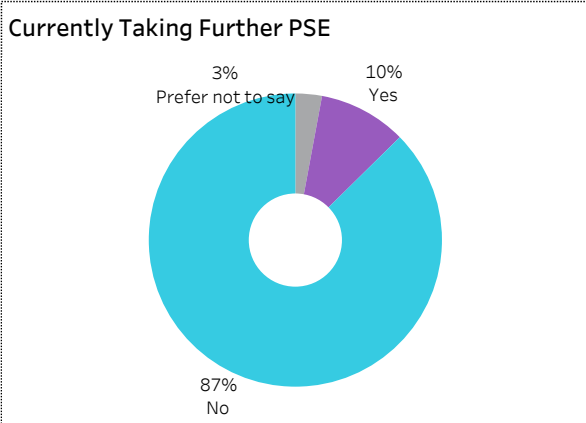


2019-20 Graduate Follow-up Survey Summary of Results (page 5/5) Further Post-Secondary Education



[Click on button to RESET Filters](#)

Number of Respondents: **103**
School: **All** | Program: **All** | Credential: **All** | Admin Campus: **All** | Base/CE: **Con Ed - Brokered** | Indigenous: **Indigenous**



Among the students who pursued further education, 25% indicated the program was not related to the one they completed at Sask Polytech. Common reasons cited by the graduates who were studying in an unrelated field were to be able to change career choice, to have more/better career choices, and difficulty of finding employment in their previous field of study.

Institutional Research and Analysis