



2019-20 Graduate Follow-up Survey Results

Institutional Research and Analysis

Introduction

Saskatchewan Polytechnic ("Sask Polytech") annually surveys its graduates in certificate, diploma, and degree programs to determine their employment status six months to a year after graduation.

Graduates are asked to report on their employment status, employment in a training related occupation, location of employment, overall satisfaction with their program, as well as satisfaction with preparedness for employment in a training related field.

This edition of the graduate follow-up survey will be of particular interest considering the impacts of the Covid-19 pandemic. The institutional highlights page will endeavour to bring out a comparison of Sask Poly student success pre- and post- pandemic.

The survey of 2019-20 graduates was launched and completed in April to June of 2021. Out of a valid sample of 3,846 graduates, 2,251 completed the survey, for a 59% response rate (very close to the 60% response rate obtained in the 2018-19 graduate survey).

Data Limitation

At institution level, the results from this survey are very reliable with a margin of error of +/- 1.3% at a 95% confidence level. Results at the program level may not be statistically reliable due to small sample sizes. Caution is needed when interpreting those results.

How to Use This Workbook

To use this workbook, select the name of the program, credential, school, administering campus and program type from the filters on the first survey summary page. Once selections have been made, browse the dashboard to view the survey results.

Graduates from programs delivered by Sask Polytech and from brokered programs were surveyed. To see the results for programs delivered by Sask Polytech only, please uncheck the "Con Ed - Brokered" option in the Base/Con Ed/Brokered filter.



Saskatchewan Polytechnic 2019-20 Graduate Follow-up Survey - Program Pages Table of Contents

	Page
School of Business	1
School of Business Overall Program Results	2
School of Business Base Programs Results	7
School of Business Con Ed Sask Polytech Delivered Programs Results	12
School of Business Con Ed Brokered Programs Results	17
Accounting	22
Applied Project Management	27
Business	32
Business Accountancy	82
Business Management	92
Human Resources Management	97
Office Administration	102
Joseph A. Remai School of Construction	132
Joseph A. Remai School of Construction Overall Program Results	133
Joseph A. Remai School of Construction Base Program Results	138
Joseph A. Remai School of Construction Con Ed Sask Polytech Delivered Program Results	143
Joseph A. Remai School of Construction Con Ed Brokered Program Results	148
Architectural Technologies	153
Bachelor of Construction Management	158
Bricklayer	163
Carpentry	168
Electrician	193
Leadership Skills	213
Plumbing & Pipefitting	218
Refrigeration & Air Conditioning	223
School of Health Sciences	233
School of Health Sciences Overall Program Results	234
School of Health Sciences Base Program Results	239
School of Health Sciences Con Ed Sask Polytech Delivered Program Results	244

School of Health Sciences Con Ed Brokered Program Results	249
Addictions Counselling	254
Advanced Care Paramedic	259
Combined Laboratory and X-Ray Technology	264
Community Paramedic	269
Continuing Care Assistant	274
Cytotechnology	319
Dental Hygiene	324
Health Information Management	329
Medical Laboratory Technology	339
Medical Radiologic Technology	344
Pharmacy Technician	349
Phlebotomy	354
Primary Care Paramedic	359
Therapeutic Recreation	379
Veterinary Technology	389
School of Hospitality and Tourism	394
School of Hospitality and Tourism Overall Program Results	395
School of Hospitality and Tourism Base Program Results	400
School of Hospitality and Tourism Con Ed Sask Polytech Delivered Program Results	405
School of Hospitality and Tourism Con Ed Brokered Program Results	410
Culinary Arts	415
Food and Beverage Service	420
Food and Nutrition Management	430
Food Service Cook	435
Hotel and Restaurant Management	445
Institutional Cooking	450
Professional Cooking	455
Recreation and Community Development	470
Retail Meat Specialist	475
School of Human Services and Community Safety	480
School of Human Services and Community Safety Overall Program Results	481
School of Human Services and Community Safety Base Program Results	486
School of Human Services and Community Safety Con Ed Sask Polytech Delivered Program Results	491

School of Human Services and Community Safety Con Ed Brokered Program Results	496
Aboriginal Policing Preparation	501
Correctional Studies	511
Court Services Administrator	516
Disability Support Worker	531
Early Childhood Education	541
Educational Assistant	581
Funeral Director	591
Hairstylist	601
Occupational Health and Safety	611
Security Officer	616
Victim Services Coordination	626
Youth Care Worker	631
School of Information and Communications Technology	656
School of Information and Communications Technology Overall Program Results	657
School of Information and Communications Technology Base Program Results	662
School of Information and Communications Technology Sask Polytech Delivered Program Results	667
Business Information Systems	672
Computer Networking Technician	677
Computer Systems Technology	682
Digital Graphic Design	687
Graphic Communications	692
Library and Information Technology	697
Library Clerk	702
Media Production	707
New Media Communications	712
Software Developer	717
Technology Management	722
Telecommunications and Networking Technician	727
Web Site Design and Development	732
School of Mining, Energy and Manufacturing	737
School of Mining, Energy and Manufacturing Overall Program Results	738
School of Mining, Energy and Manufacturing Base Program Results	743
School of Mining, Energy and Manufacturing Con Ed Sask Polytech Delivered Program Results	748

School of Mining, Energy and Manufacturing Con Ed Brokered Program Results	753
Building Systems Technician	758
CAD/CAM Engineering Technology	763
Chemical Technology	768
Computer Engineering Technology	773
Electrical Engineering Technology	778
Electronic Systems Engineering Technology	783
Engineering Design and Drafting Technology	788
Fabricator - Welder	793
Geomatics and Surveying Engineering Technology	803
Industrial Mechanics	808
Innovative Manufacturing	823
Instrumentation Engineering Technology	828
Machinist	833
Mechanical Engineering Technology	843
Mining Engineering Technology	848
Power Engineering Technician	853
Power Engineering Technology	858
Welding	868
School of Natural Resources and Built Environment	913
School of Natural Resources and Built Environment Overall Program Results	914
School of Natural Resources and Built Environment Base Program Results	919
BioScience Technology	924
Civil Engineering Technologies	929
Civil Technician	934
Environmental Engineering Technology	939
Geographic Information Science	944
Integrated Resource Management	949
Resource and Environmental Law	954
Water and Wastewater Technician	959
School of Nursing	964
School of Nursing Overall Program Results	965
School of Nursing Base Program Results	970
School of Nursing Con Ed Sask Polytech Delivered Program Results	975

School of Nursing Con Ed Sask Polytech Brokered Program Results	980
Critical Care Nursing	985
Diabetes Education for Health Care Professionals	990
Diabetes Education for Health Care Providers	995
Emergency Nursing	1000
Medical Device Reprocessing Technician	1005
Nursing Re-entry	1010
Orientation to Nursing in Canada for Internationally Educated Nurses	1015
Perioperative Nursing / LPN	1025
Perioperative Nursing / RN	1035
Practical Nursing	1045
Psychiatric Nursing	1070
School of Transportation	1075
School of Transportation Overall Program Results	1076
School of Transportation Base Program Results	1081
School of Transportation Con Ed Sask Polytech Delivered Program Results	1086
School of Transportation Con Ed Brokered Program Results	1091
Agricultural Equipment Technician	1096
Auto Body Technician	1112
Automotive Service Technician	1121
Commercial Pilot	1141
Heavy Equipment and Truck and Transport	1146
Parts Management Technician	1161
Warehouse Worker	1166



School of Business



2019-20 Graduate Follow-up Survey Summary of Results (page 1/5) Respondent Profile

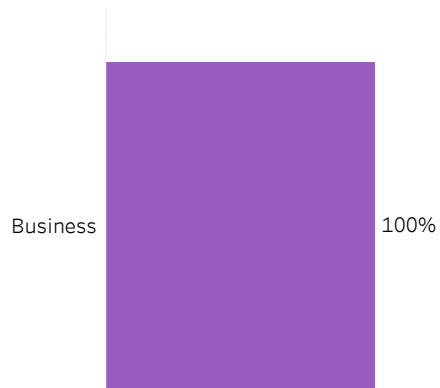


[Click on button to RESET Filters](#)

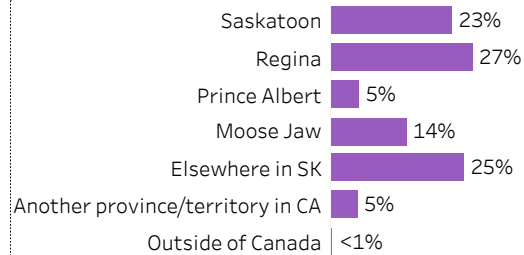
Number of Respondents
551

School: **Business** | Program: **All** | Credential: **All** | Admin Campus: **All** | Base/CE: **All** | Indigenous: **All**

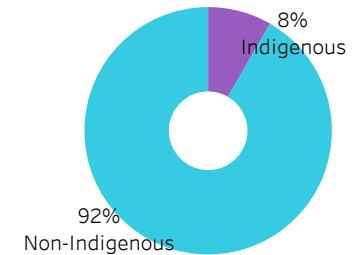
School



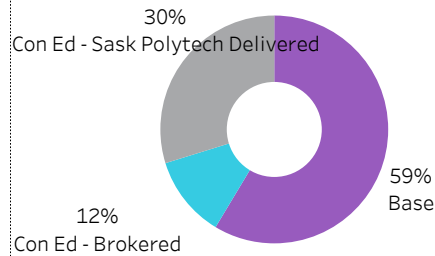
Location of Current Residence



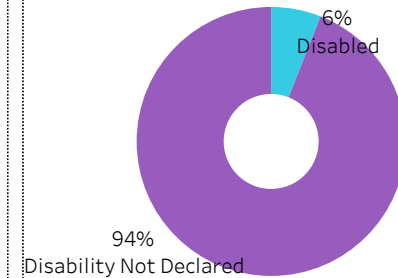
Indigenous Status



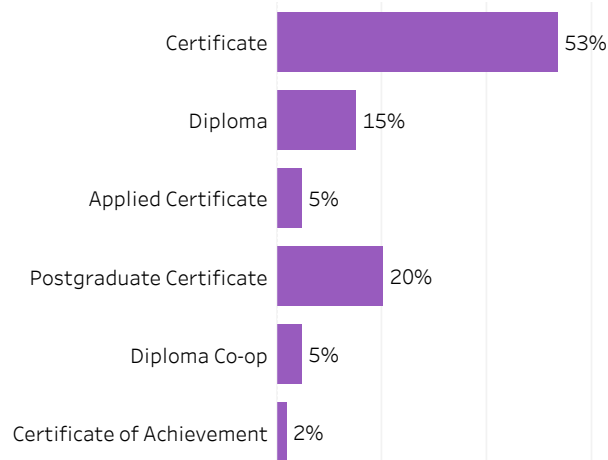
Base/CE



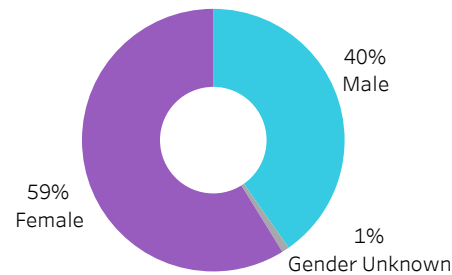
Disability



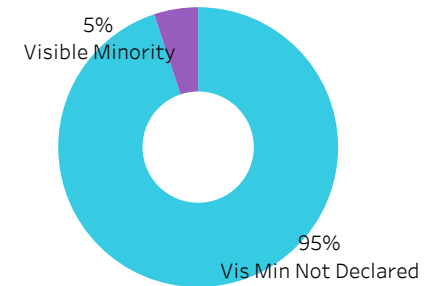
Credentials



Gender



Visible Minority





2019-20 Graduate Follow-up Survey Summary of Results (page 2/5) Graduate Employment



[Click on button to RESET Filters](#)

Number of Respondents
551

School: **Business** | Program: **All** | Credential: **All** | Admin Campus: **All** | Base/CE: **All** | Indigenous: **All**

Overall Employment Rate

#Available Workforce	# of Grads Employed	Employment Rate	# of Fulltime Employed Grads	Full-time Employment Rate
502	471	94%	408	81%

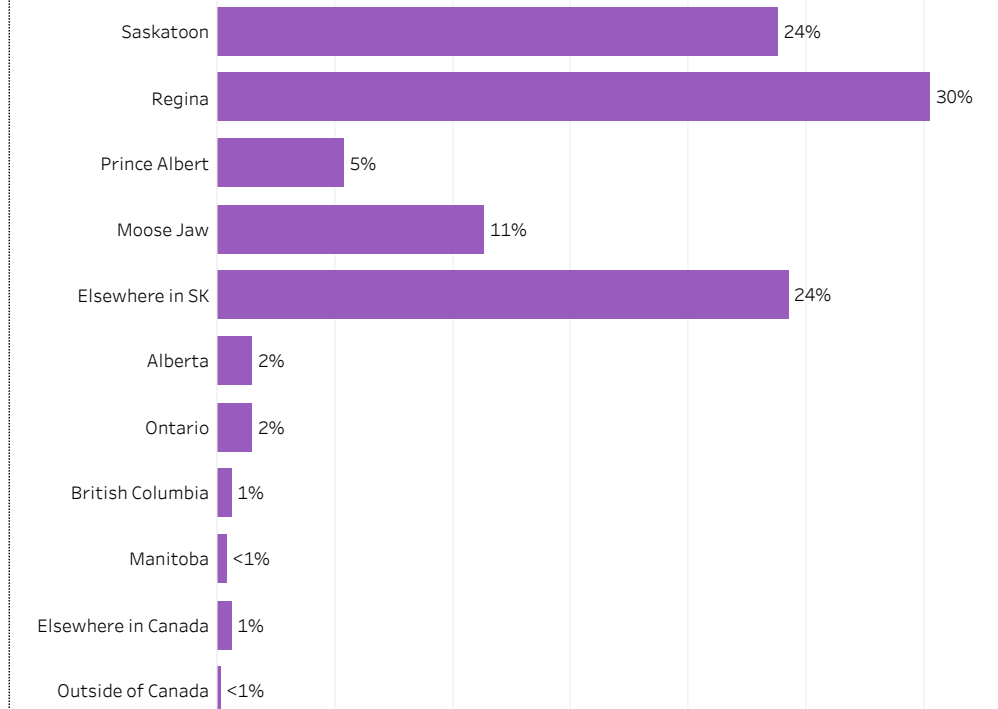
Training Related (TR) Employment

#Available Workforce	# of TR Employed Grads	TR Employment Rate	# of Fulltime TR Employed Grads	Full-time Training Related Employment Rate
502	297	59%	265	53%

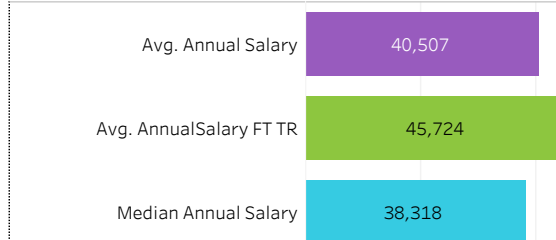
Average Salaries by Location of Employment



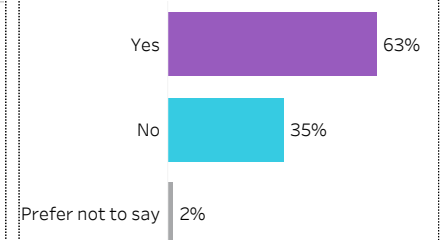
Location of Employment



Average/Median Salary



Relatedness of Job to Training



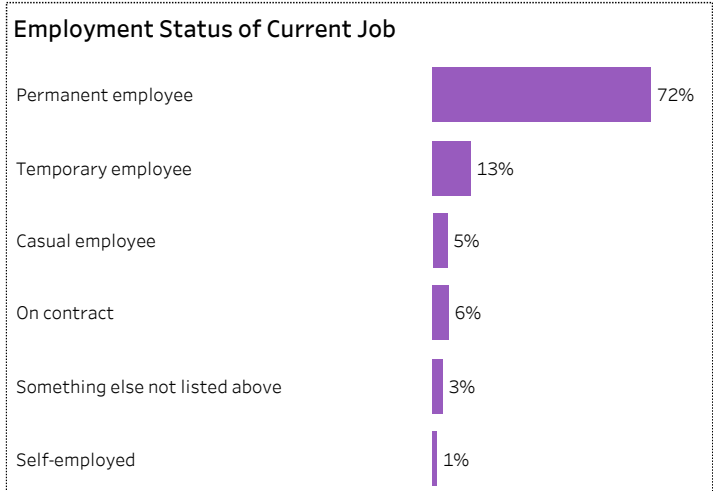
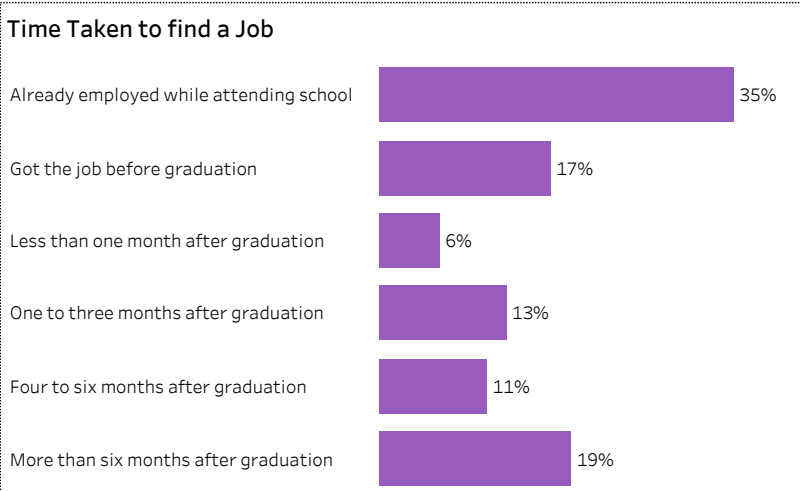
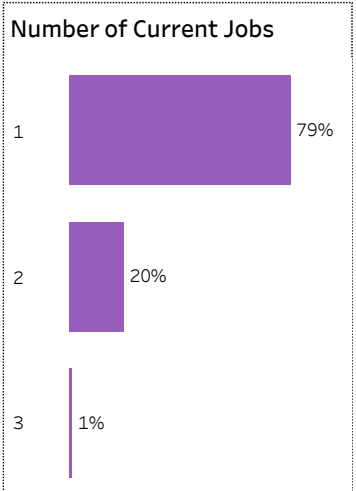
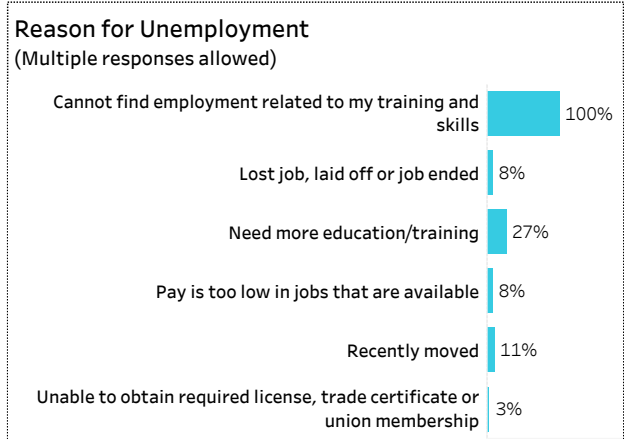
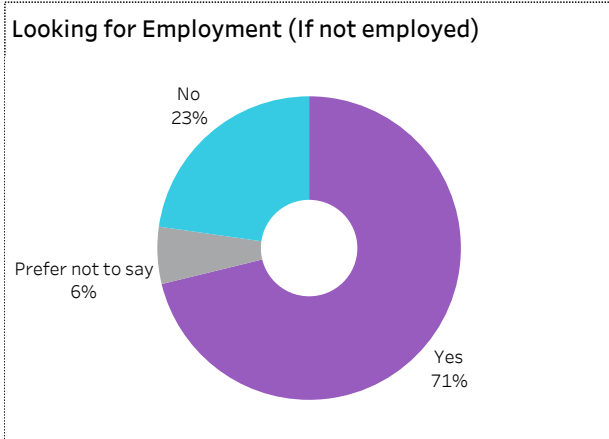
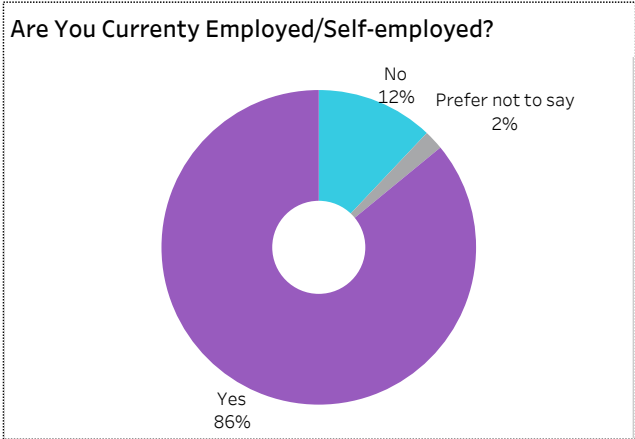


2019-20 Graduate Follow-up Survey Summary of Results (page 3/5) Graduate Employment (continued)



[Click on button to RESET Filters](#)

Number of Respondents **551** | School: **Business** | Program: **All** | Credential: **All** | Admin Campus: **All** | Base/CE: **All** | Indigenous: **All**





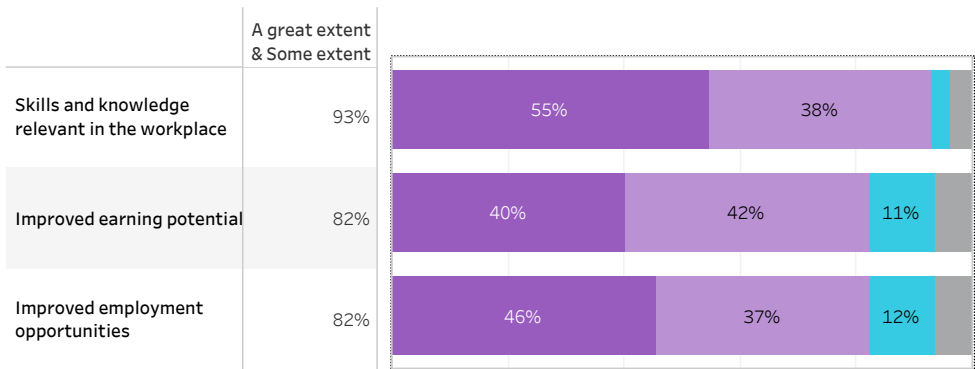
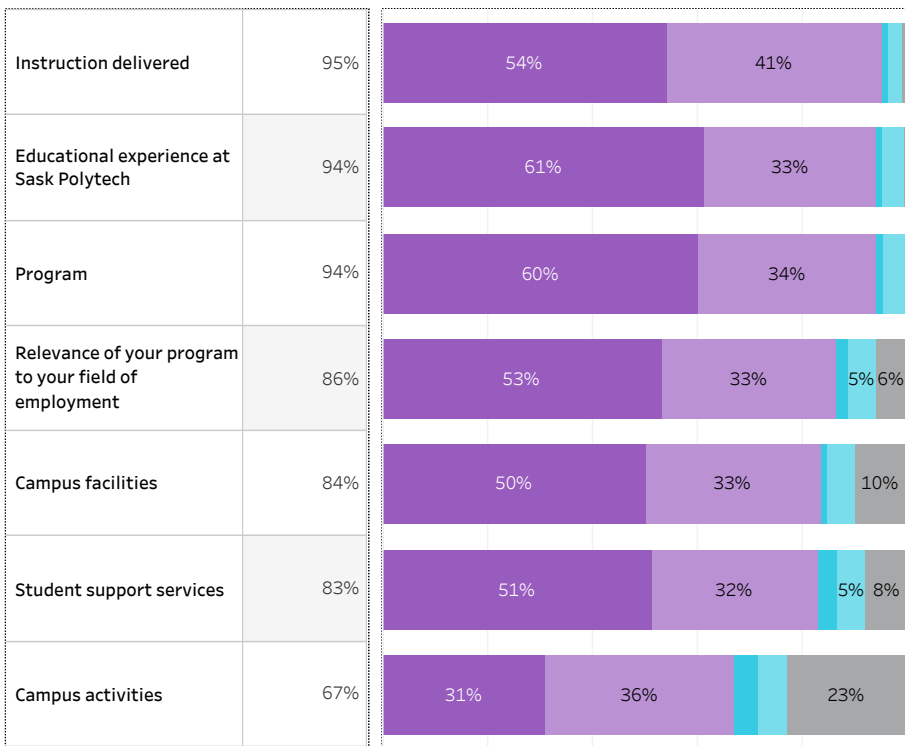
2019-20 Graduate Follow-up Survey Summary of Results (page 4/5) Satisfaction and Program Benefits



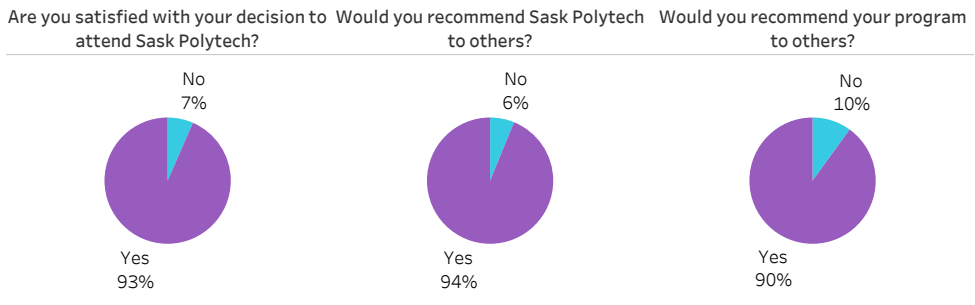
[Click on button to RESET Filters](#)

Number of Respondents 551	School: Business Program: All Credential: All Admin Campus: All Base/CE: All Indigenous: All
---	--

Level of Satisfaction	Very Satisfied & Somewhat Satisfied	■ Very satisfied ■ Somewhat satisfied ■ Very dissatisfied ■ Somewhat dissatisfied ■ Not sure	Program Benefits	A Great Extent & Some Extent	■ A great extent ■ Some extent ■ No extent at all ■ Not sure
-----------------------	-------------------------------------	--	------------------	------------------------------	--



Satisfaction with Sask Polytech



Institutional Research and Analysis

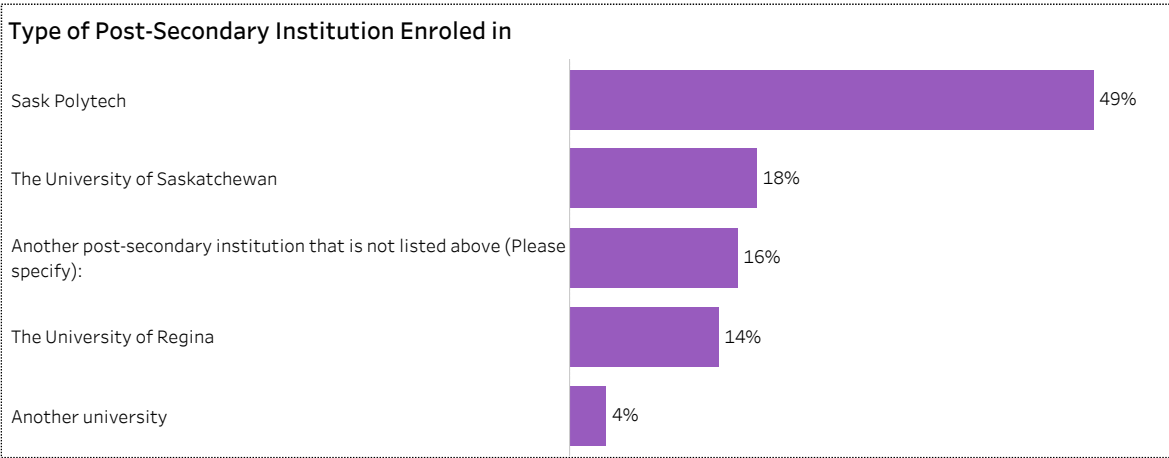
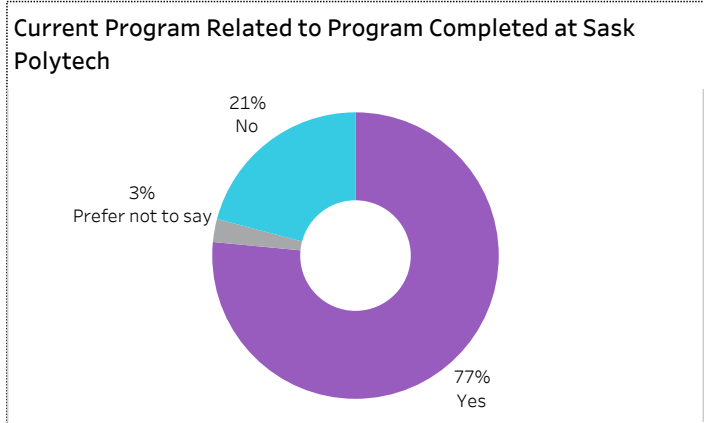
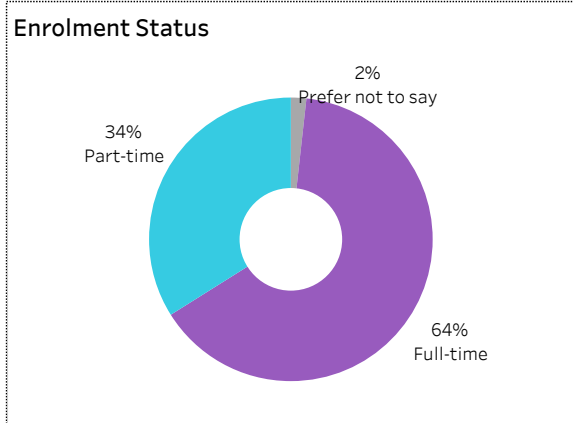
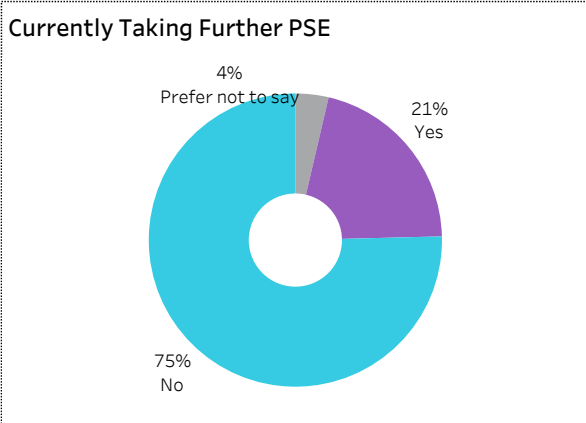


2019-20 Graduate Follow-up Survey Summary of Results (page 5/5) Further Post-Secondary Education



[Click on button to RESET Filters](#)

Number of Respondents: **551**
 School: **Business** | Program: **All** | Credential: **All** | Admin Campus: **All** | Base/CE: **All** | Indigenous: **All**



Among the students who pursued further education, 25% indicated the program was not related to the one they completed at Sask Polytech. Common reasons cited by the graduates who were studying in an unrelated field were to be able to change career choice, to have more/better career choices, and difficulty of finding employment in their previous field of study.

Institutional Research and Analysis



2019-20 Graduate Follow-up Survey Summary of Results (page 1/5) Respondent Profile

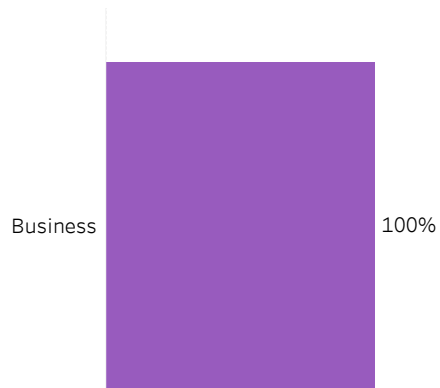


[Click on button to RESET Filters](#)

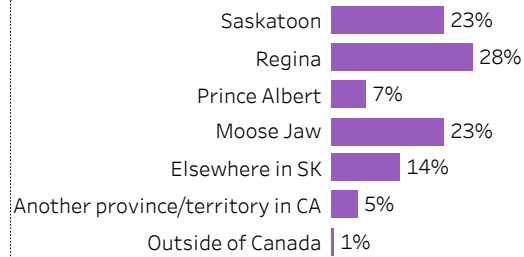
Number of Respondents
323

School: **Business** | Program: **All** | Credential: **All** | Admin Campus: **All** | Base/CE: **Base** | Indigenous: **All**

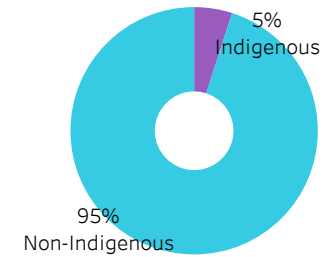
School




Location of Current Residence



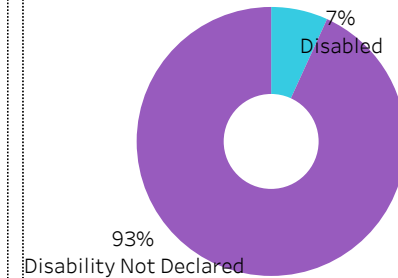
Indigenous Status



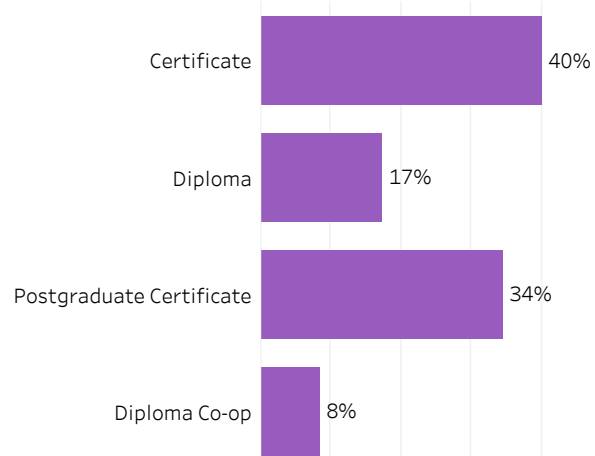
Base/CE



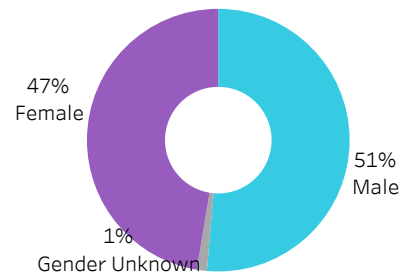
Disability



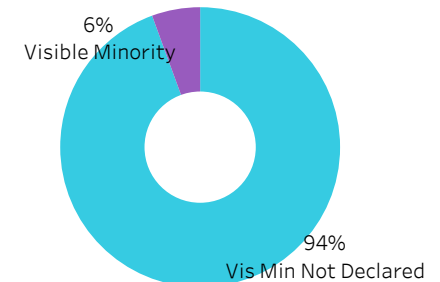
Credentials



Gender



Visible Minority





2019-20 Graduate Follow-up Survey Summary of Results (page 2/5) Graduate Employment



[Click on button to RESET Filters](#)

Number of Respondents
323

School: **Business** | Program: **All** | Credential: **All** | Admin Campus: **All** | Base/CE: **Base** | Indigenous: **All**

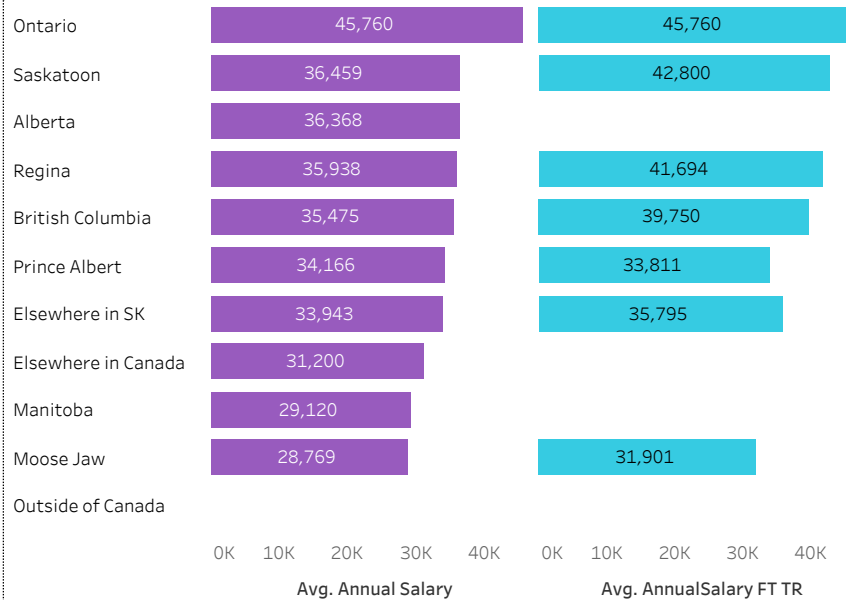
Overall Employment Rate

#Available Workforce	# of Grads Employed	Employment Rate	# of Fulltime Employed Grads	Full-time Employment Rate
297	279	94%	235	79%

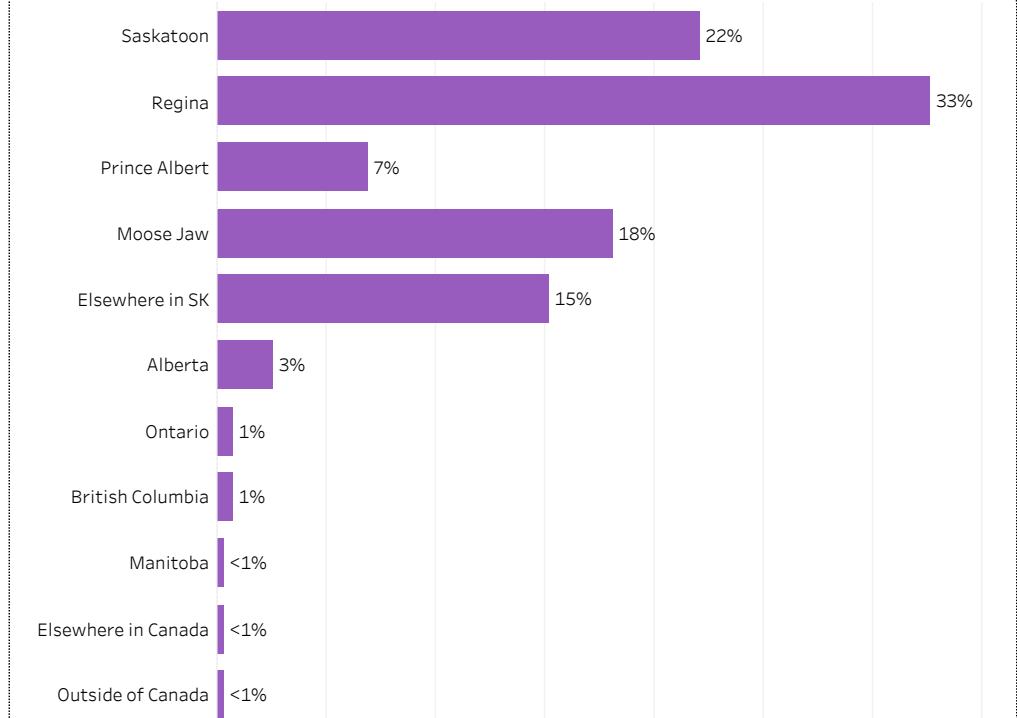
Training Related (TR) Employment

#Available Workforce	# of TR Employed Grads	TR Employment Rate	# of Fulltime TR Employed Grads	Full-time Training Related Employment Rate
297	168	57%	148	50%

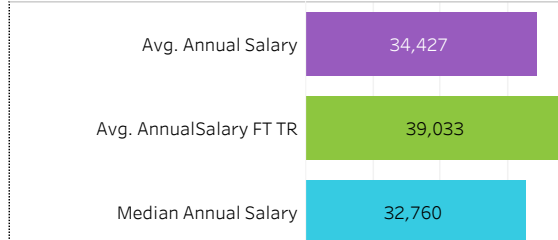
Average Salaries by Location of Employment



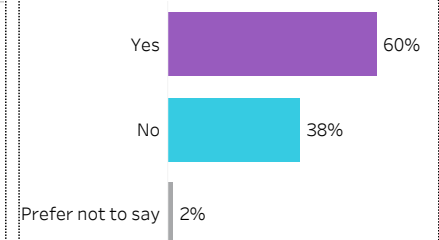
Location of Employment



Average/Median Salary



Relatedness of Job to Training



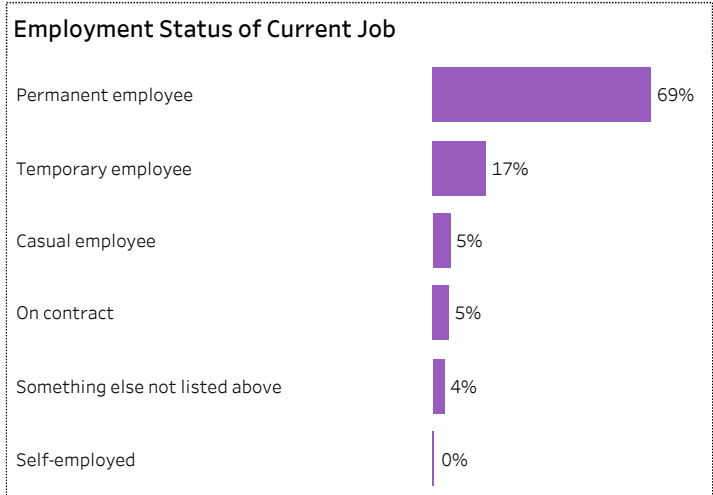
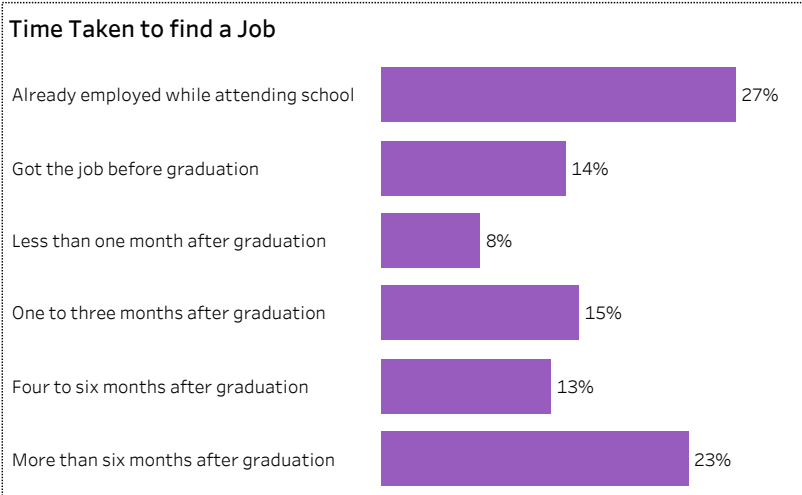
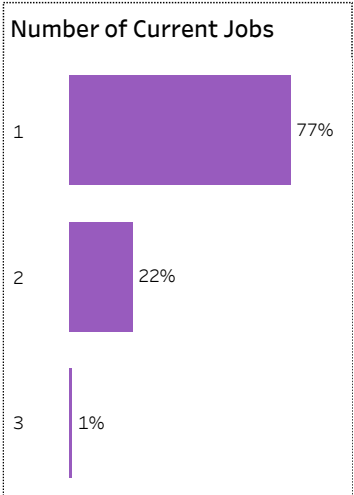
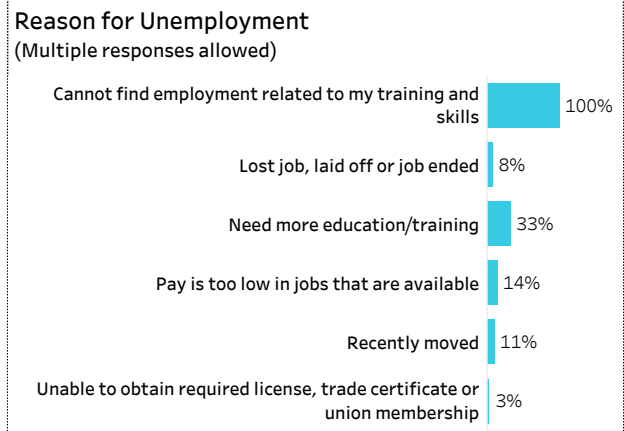
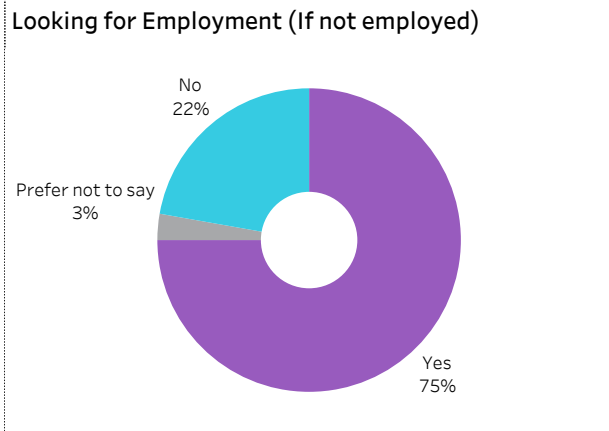
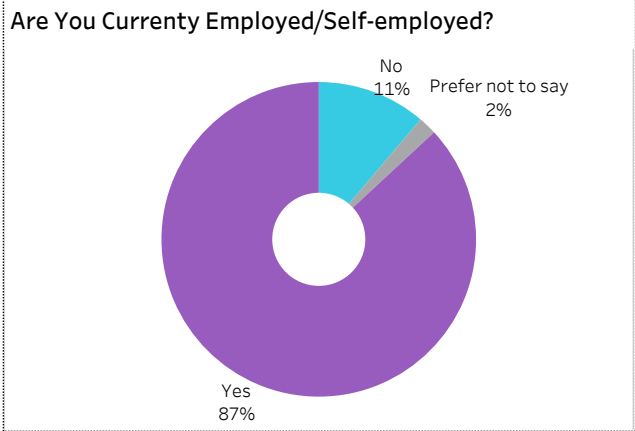


2019-20 Graduate Follow-up Survey Summary of Results (page 3/5) Graduate Employment (continued)



[Click on button to RESET Filters](#)

Number of Respondents **323** | School: **Business** | Program: **All** | Credential: **All** | Admin Campus: **All** | Base/CE: **Base** | Indigenous: **All**





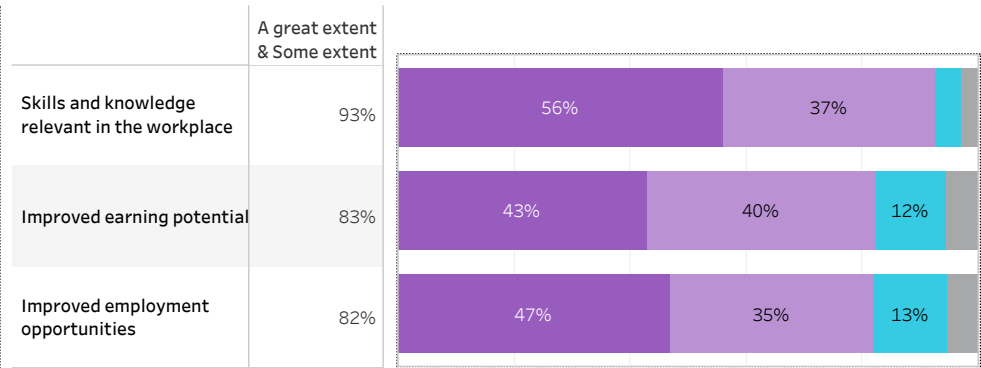
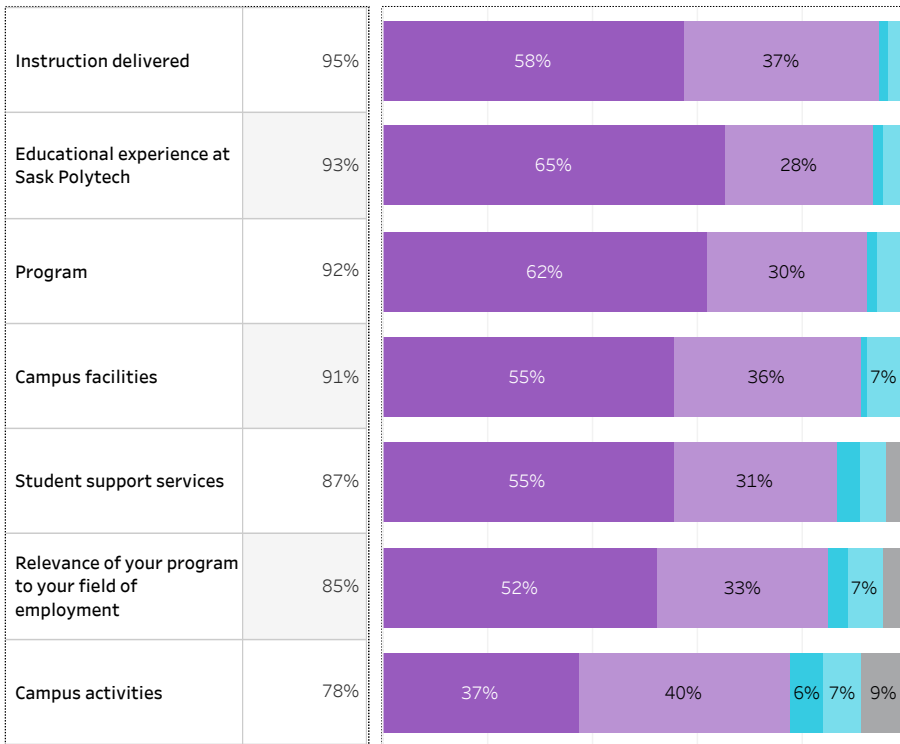
2019-20 Graduate Follow-up Survey Summary of Results (page 4/5) Satisfaction and Program Benefits



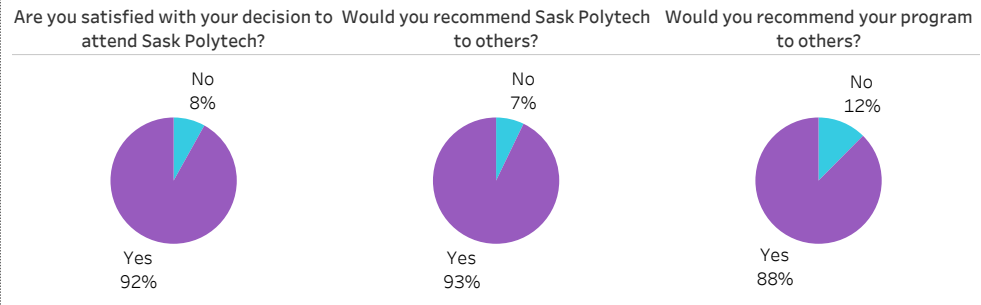
[Click on button to RESET Filters](#)

Number of Respondents 323	School: Business Program: All Credential: All Admin Campus: All Base/CE: Base Indigenous: All
--	---

Level of Satisfaction	Very Satisfied & Somewhat Satisfied	■ Very satisfied ■ Somewhat satisfied ■ Very dissatisfied ■ Somewhat dissatisfied ■ Not sure	Program Benefits	A Great Extent & Some Extent	■ A great extent ■ Some extent ■ No extent at all ■ Not sure
-----------------------	-------------------------------------	--	------------------	------------------------------	--



Satisfaction with Sask Polytech



Institutional Research and Analysis

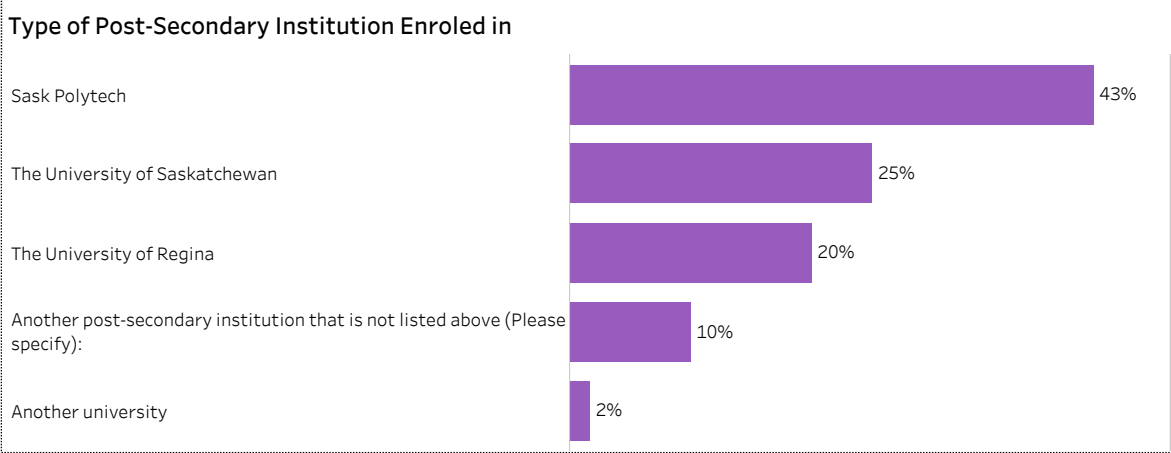
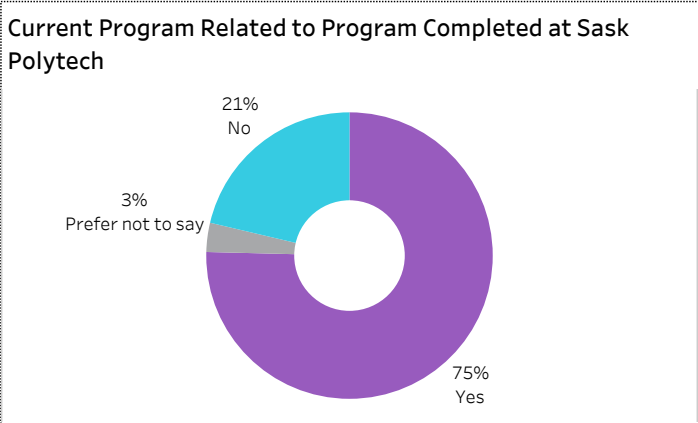
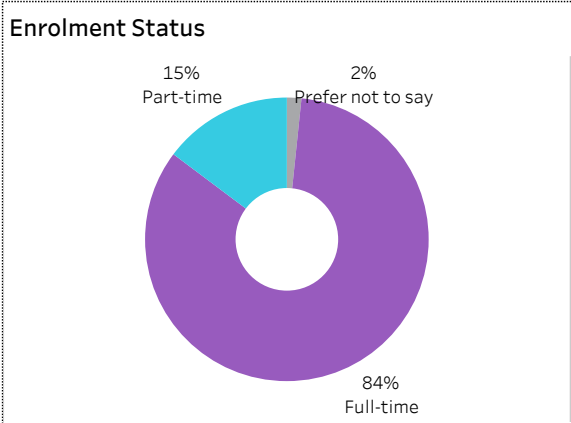
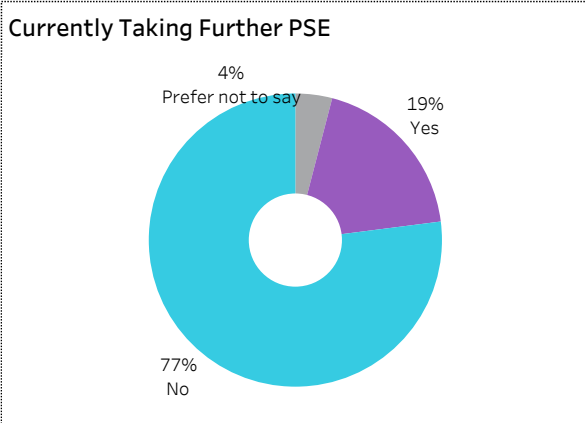


2019-20 Graduate Follow-up Survey Summary of Results (page 5/5) Further Post-Secondary Education



[Click on button to RESET Filters](#)

Number of Respondents: **323**
 School: **Business** | Program: **All** | Credential: **All** | Admin Campus: **All** | Base/CE: **Base** | Indigenous: **All**



Among the students who pursued further education, 25% indicated the program was not related to the one they completed at Sask Polytech. Common reasons cited by the graduates who were studying in an unrelated field were to be able to change career choice, to have more/better career choices, and difficulty of finding employment in their previous field of study.

Institutional Research and Analysis



2019-20 Graduate Follow-up Survey Summary of Results (page 1/5) Respondent Profile

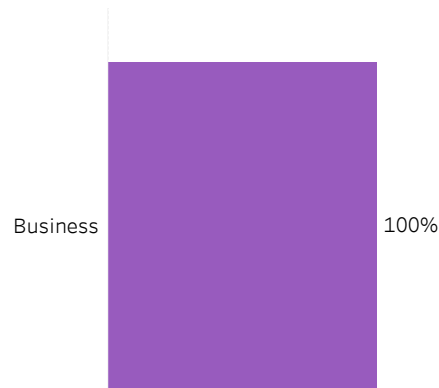


[Click on button to RESET Filters](#)

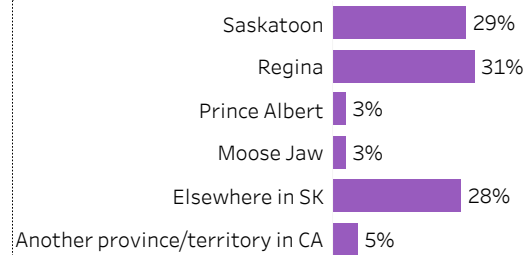
Number of Respondents
164

School: **Business** | Program: **All** | Credential: **All** | Admin Campus: **All** | Base/CE: **Con Ed - Sask Polytech Delivered** |
Indigenous: **All**

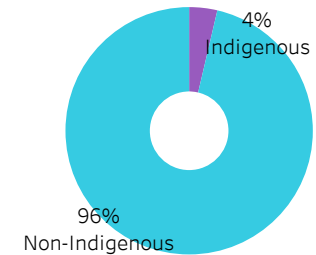
School



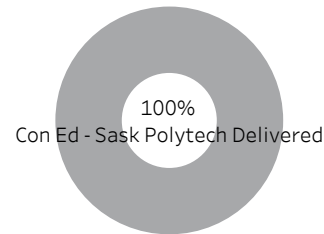
Location of Current Residence



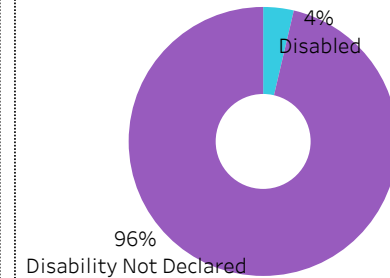
Indigenous Status



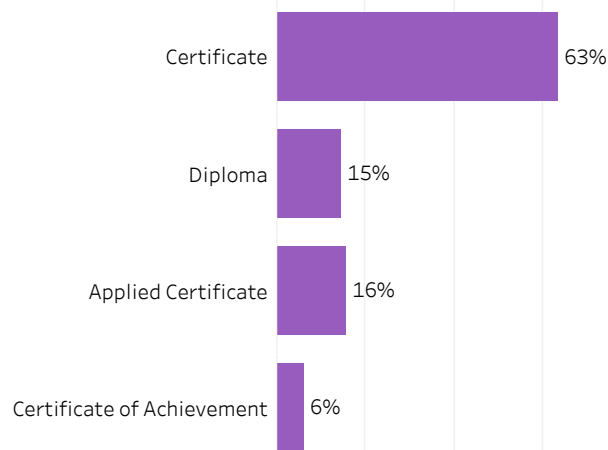
Base/CE



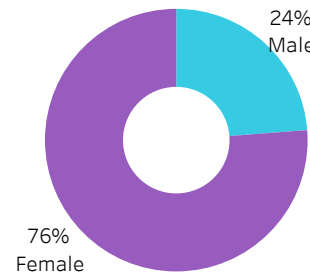
Disability



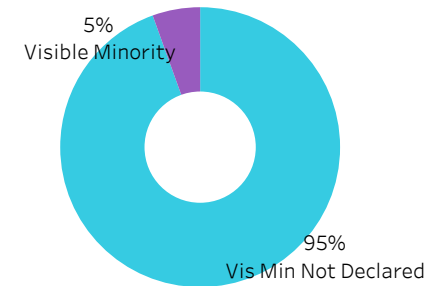
Credentials



Gender



Visible Minority





2019-20 Graduate Follow-up Survey Summary of Results (page 2/5) Graduate Employment



[Click on button to RESET Filters](#)

Number of Respondents
164

School: **Business** | Program: **All** | Credential: **All** | Admin Campus: **All** | Base/CE: **Con Ed - Sask Polytech Delivered** | Indigenous: **All**

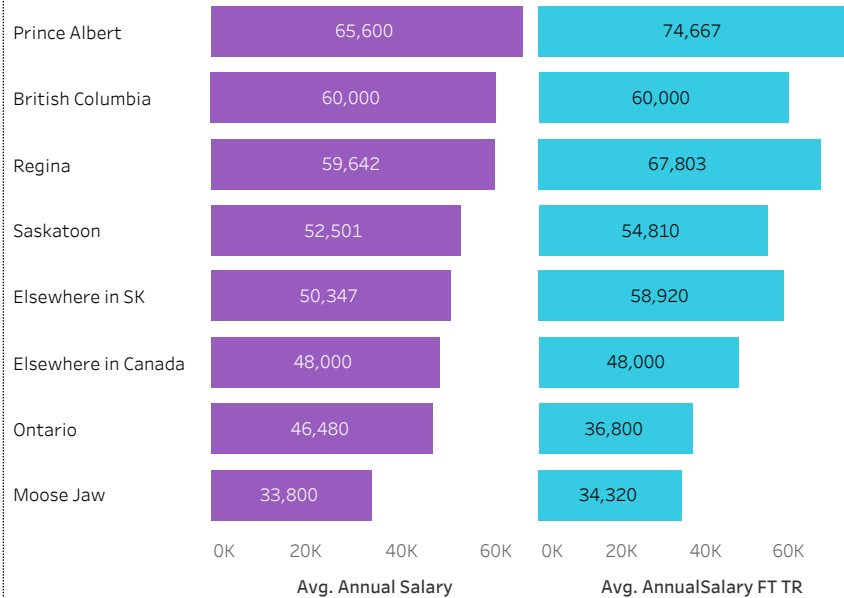
Overall Employment Rate

#Available Workforce	# of Grads Employed	Employment Rate	# of Fulltime Employed Grads	Full-time Employment Rate
154	146	95%	134	87%

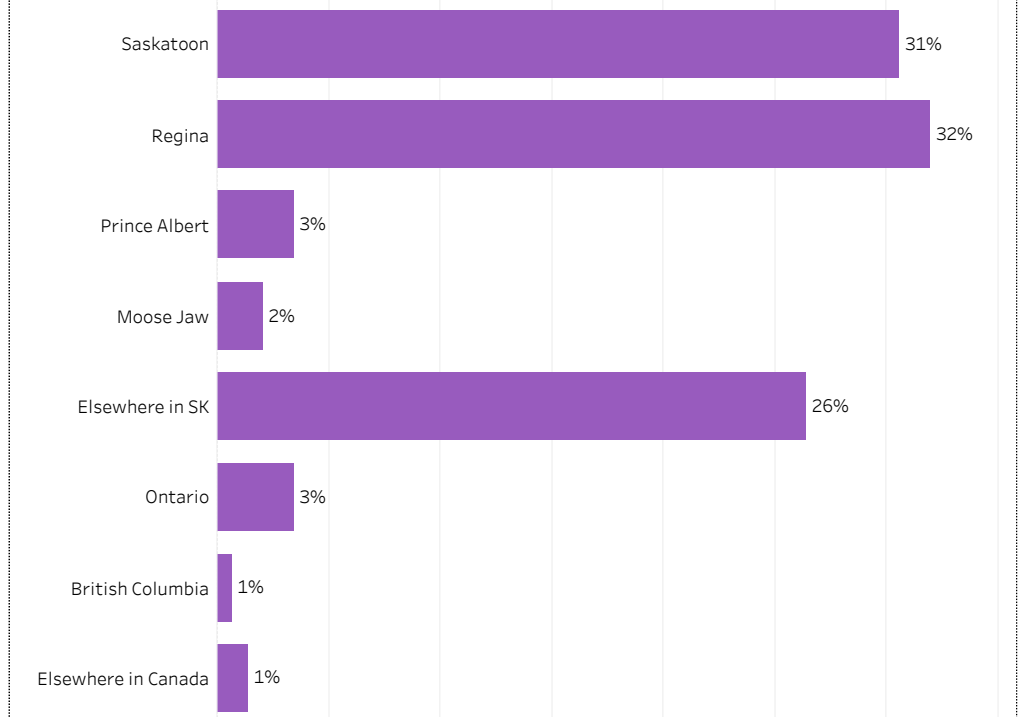
Training Related (TR) Employment

#Available Workforce	# of TR Employed Grads	TR Employment Rate	# of Fulltime TR Employed Grads	Full-time Training Related Employment Rate
154	97	63%	91	59%

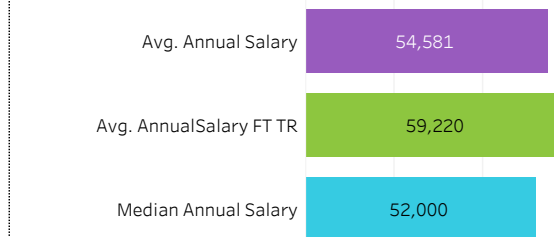
Average Salaries by Location of Employment



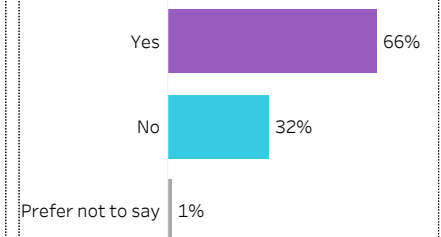
Location of Employment



Average/Median Salary



Relatedness of Job to Training



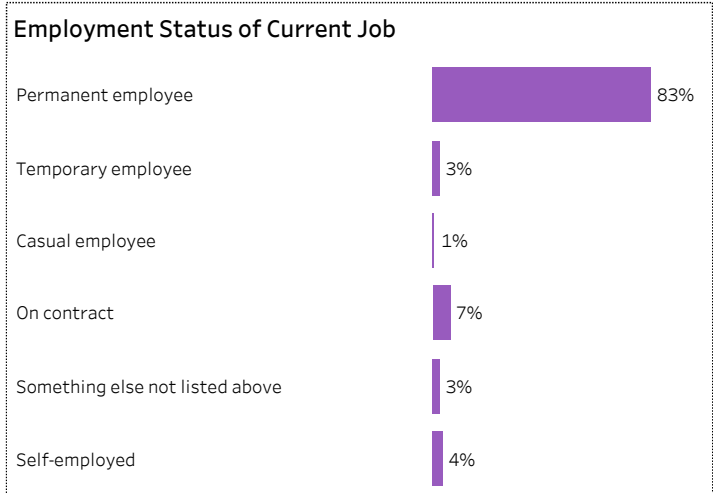
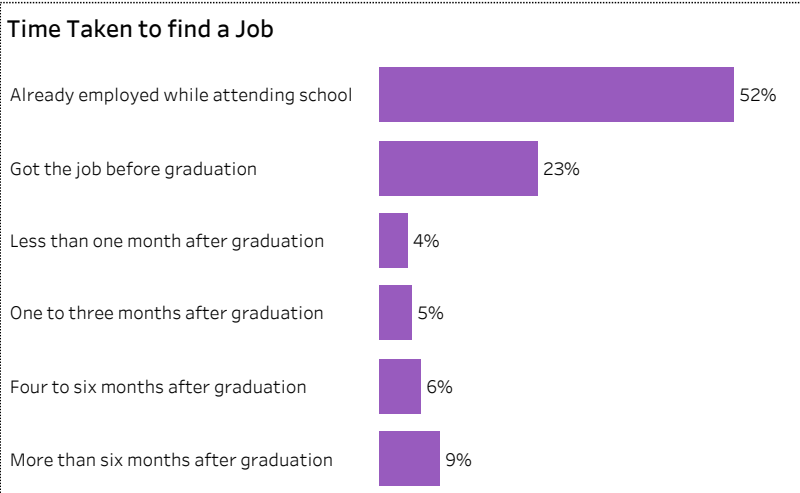
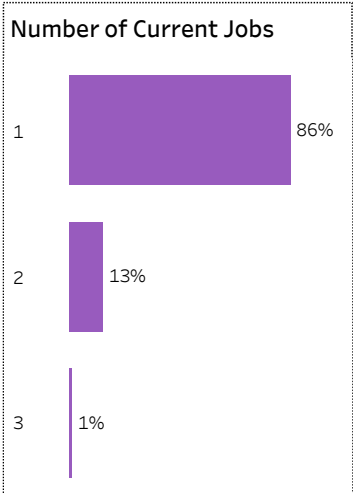
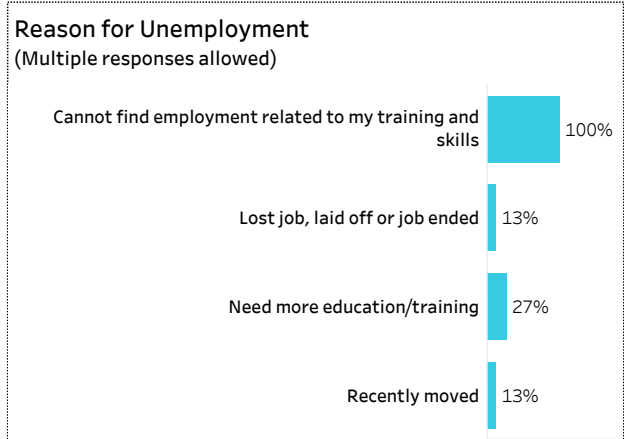
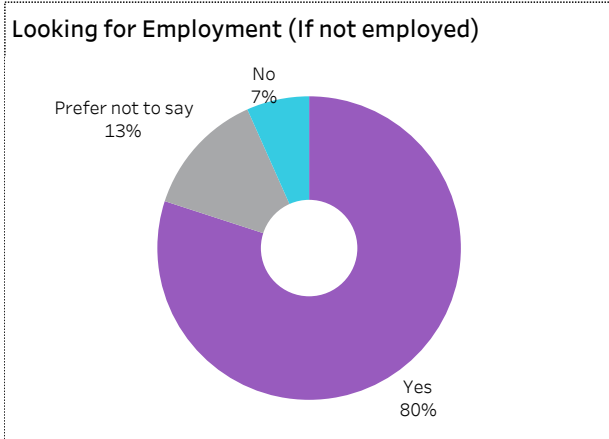
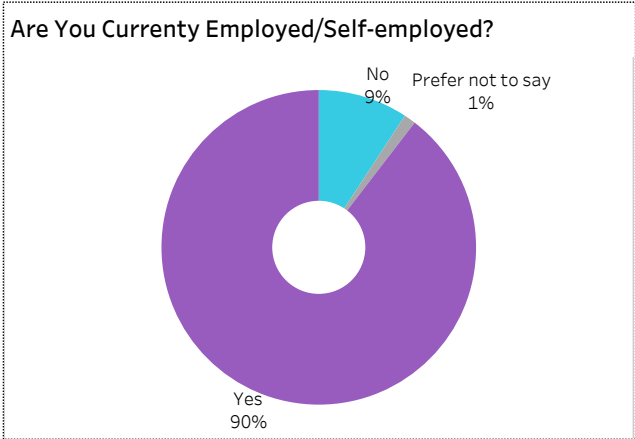


2019-20 Graduate Follow-up Survey Summary of Results (page 3/5) Graduate Employment (continued)



[Click on button to RESET Filters](#)

Number of Respondents **164** | School: **Business** | Program: **All** | Credential: **All** | Admin Campus: **All** | Base/CE: **Con Ed - Sask Polytech Delivered** | Indigenous: **All**





2019-20 Graduate Follow-up Survey Summary of Results (page 4/5) Satisfaction and Program Benefits



Click on button to RESET Filters

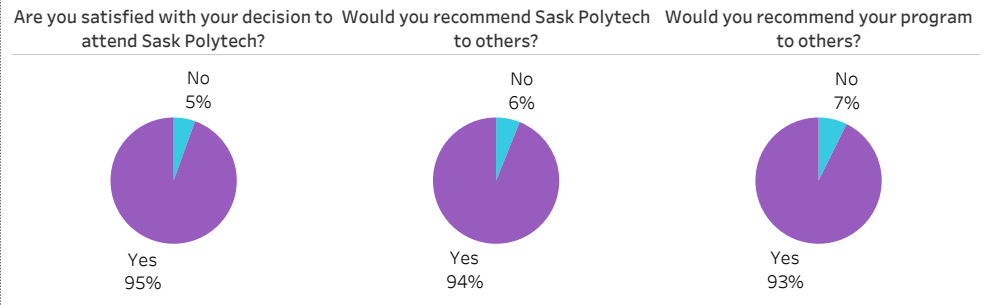
Number of Respondents 164	School: Business Program: All Credential: All Admin Campus: All Base/CE: Con Ed - Sask Polytech Delivered Indigenous: All
-------------------------------------	---

Level of Satisfaction	Very Satisfied & Somewhat Satisfied	<ul style="list-style-type: none"> Very satisfied Somewhat satisfied Very dissatisfied Somewhat dissatisfied Not sure 	Program Benefits	A Great Extent & Some Extent	<ul style="list-style-type: none"> A great extent Some extent No extent at all Not sure Not applicable
-----------------------	-------------------------------------	--	------------------	------------------------------	---

Program	Very Satisfied & Somewhat Satisfied	Very Satisfied	Somewhat Satisfied	Very Dissatisfied	Somewhat Dissatisfied	Not Sure
Program	96%	56%	40%			
Instruction delivered	95%	49%	46%			
Educational experience at Sask Polytech	93%	54%	39%	6%		
Relevance of your program to your field of employment	90%	54%	35%			7%
Student support services	74%	38%	37%	7%		16%
Campus facilities	66%	39%	27%			28%
Campus activities	43%	13%	30%			53%

Program Benefits	A Great Extent & Some Extent	A Great Extent	Some Extent	No Extent at All	Not Sure	Not Applicable
Skills and knowledge relevant in the workplace	94%	48%	46%			
Improved employment opportunities	82%	41%	40%	10%	6%	
Improved earning potential	80%	33%	47%	12%	5%	

Satisfaction with Sask Polytech



Institutional Research and Analysis



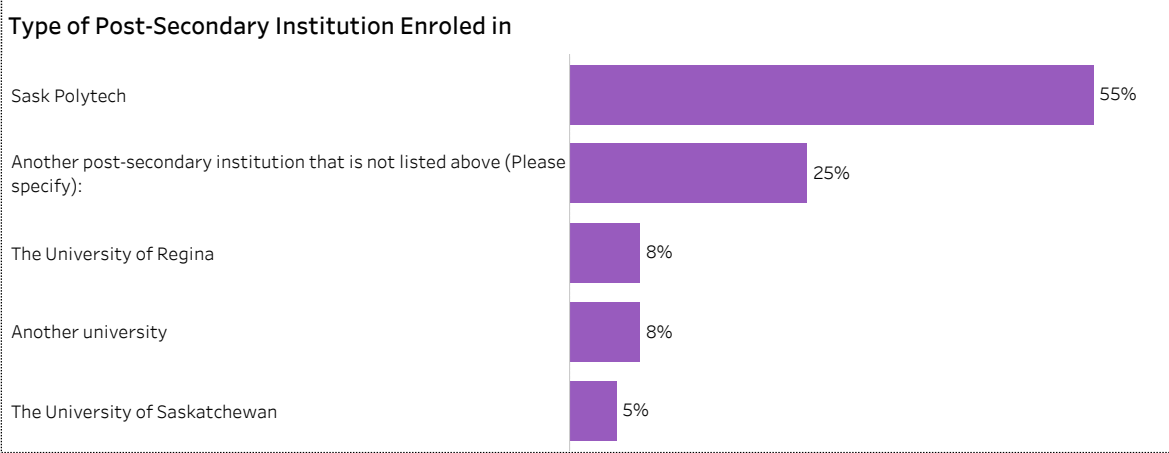
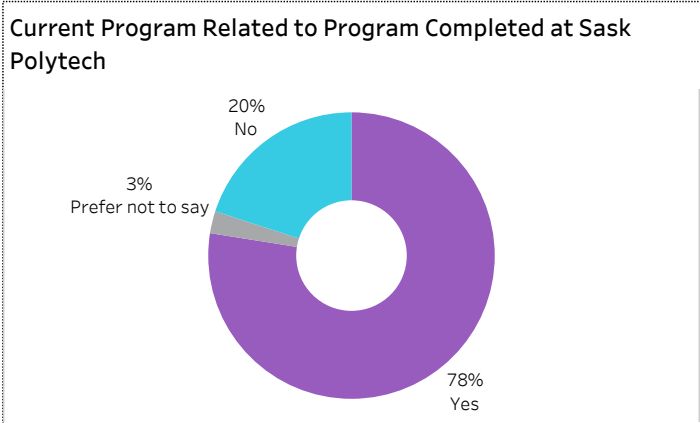
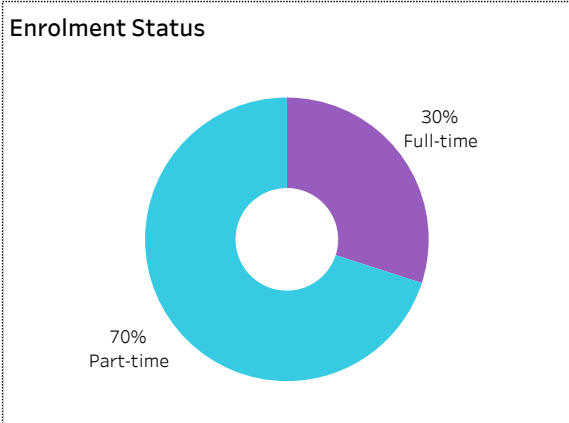
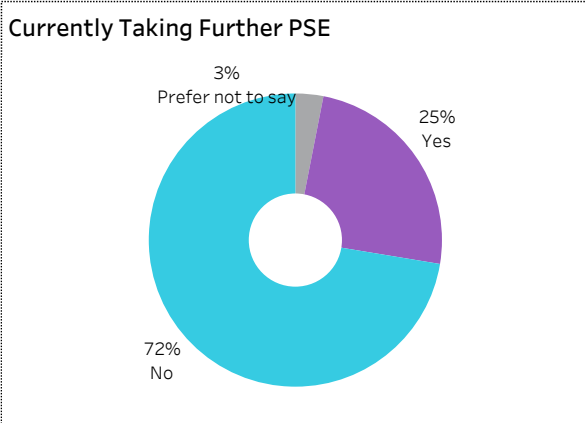
2019-20 Graduate Follow-up Survey Summary of Results (page 5/5) Further Post-Secondary Education



[Click on button to RESET Filters](#)

Number of Respondents: **164**

School: **Business** | Program: **All** | Credential: **All** | Admin Campus: **All** | Base/CE: **Con Ed - Sask Polytech Delivered** | Indigenous: **All**



Among the students who pursued further education, 25% indicated the program was not related to the one they completed at Sask Polytech. Common reasons cited by the graduates who were studying in an unrelated field were to be able to change career choice, to have more/better career choices, and difficulty of finding employment in their previous field of study.

Institutional Research and Analysis



2019-20 Graduate Follow-up Survey

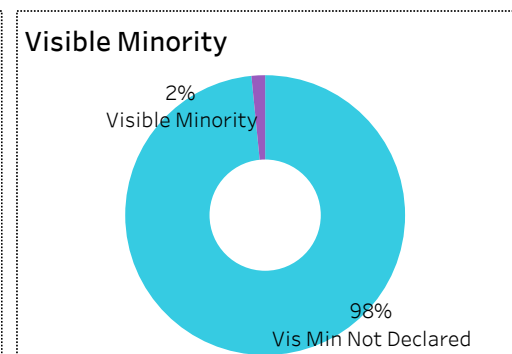
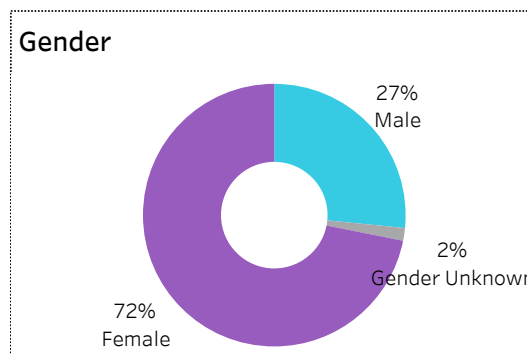
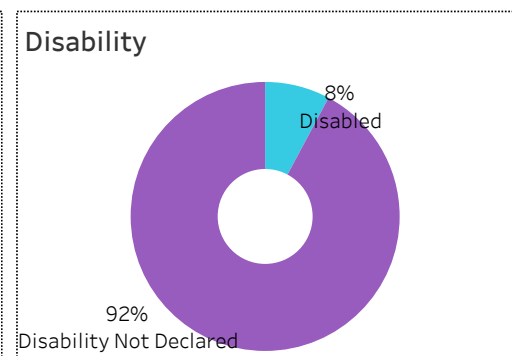

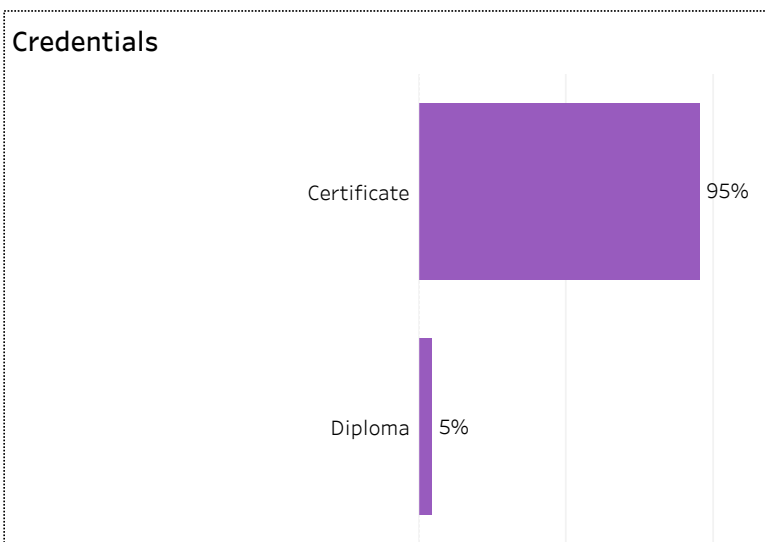
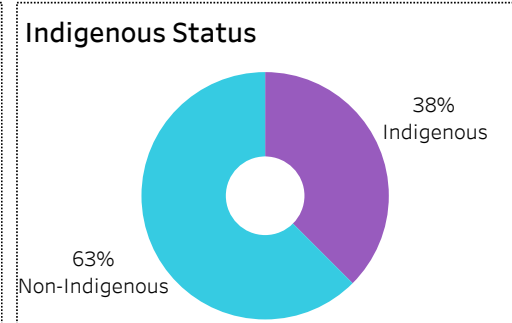
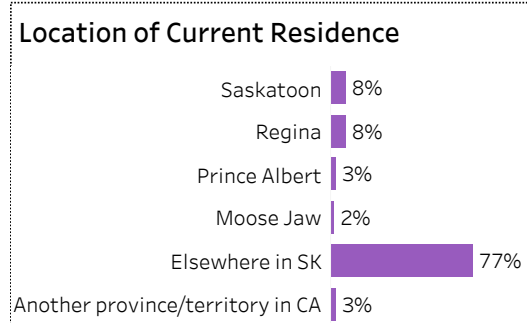

Summary of Results (page 1/5)

Respondent Profile



[Click on button to RESET Filters](#)

Number of Respondents: **64** | School: **Business** | Program: **All** | Credential: **All** | Admin Campus: **All** | Base/CE: **Con Ed - Brokered** | Indigenous: **All**





2019-20 Graduate Follow-up Survey Summary of Results (page 2/5) Graduate Employment



[Click on button to RESET Filters](#)

Number of Respondents
64

School: **Business** | Program: **All** | Credential: **All** | Admin Campus: **All** | Base/CE: **Con Ed - Brokered** | Indigenous: **All**

Overall Employment Rate

#Available Workforce	# of Grads Employed	Employment Rate	# of Fulltime Employed Grads	Full-time Employment Rate
51	46	90%	39	76%

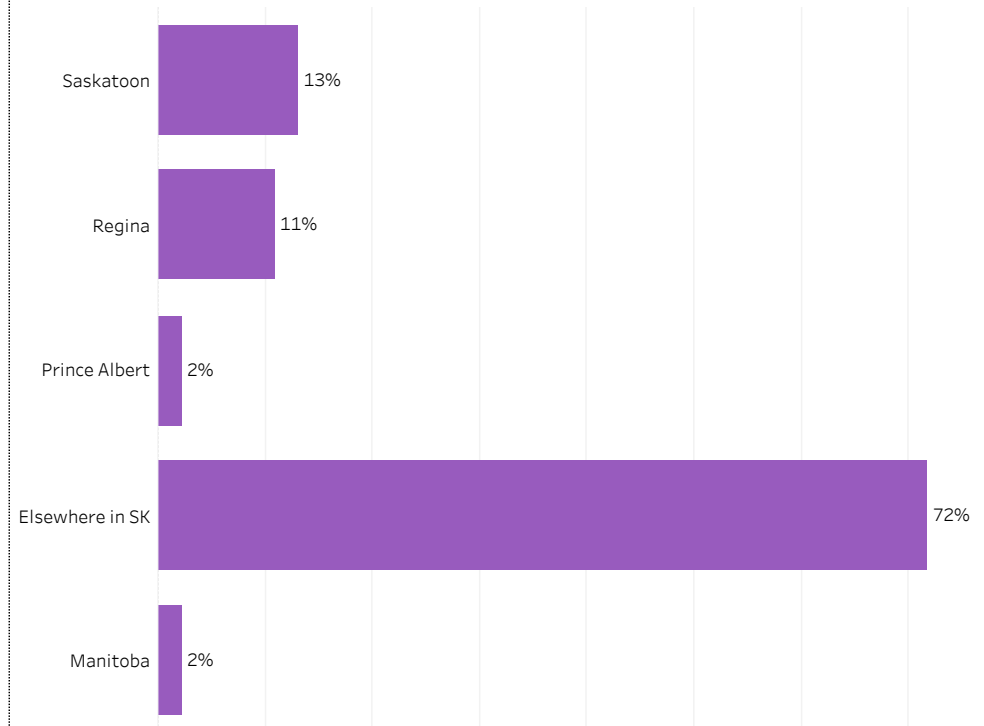
Training Related (TR) Employment

#Available Workforce	# of TR Employed Grads	TR Employment Rate	# of Fulltime TR Employed Grads	Full-time Training Related Employment Rate
51	32	63%	26	51%

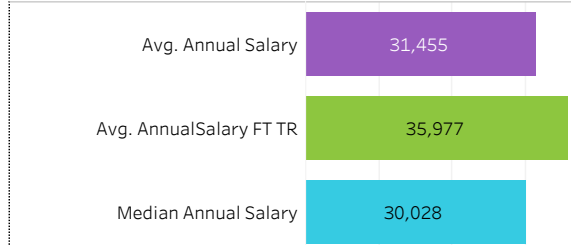
Average Salaries by Location of Employment



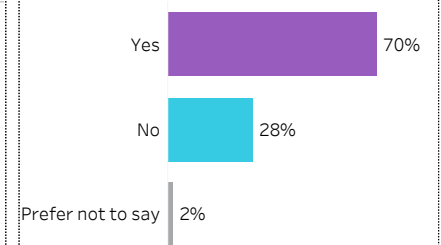
Location of Employment



Average/Median Salary



Relatedness of Job to Training



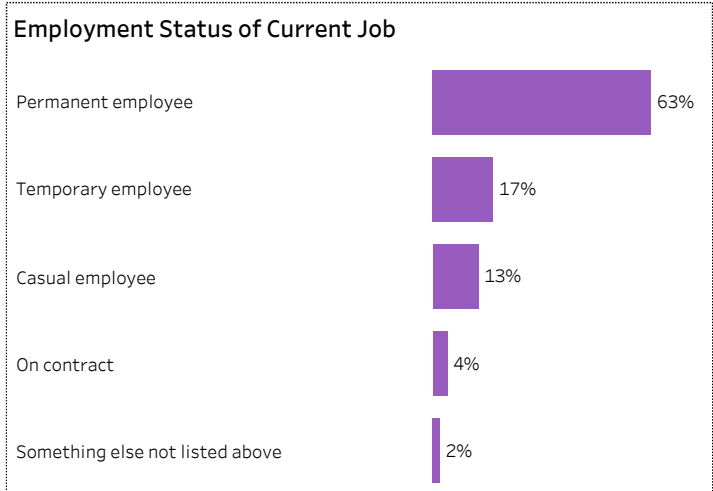
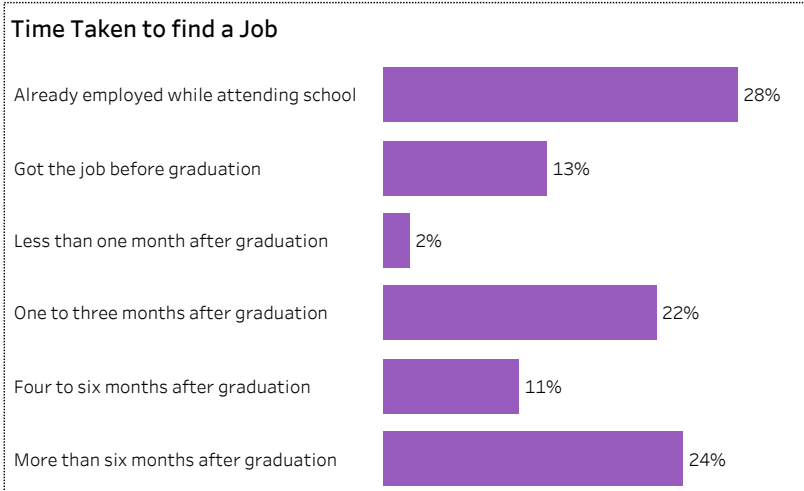
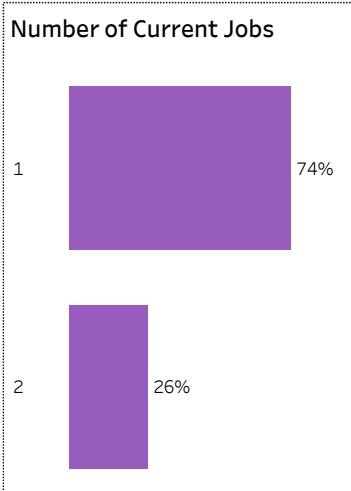
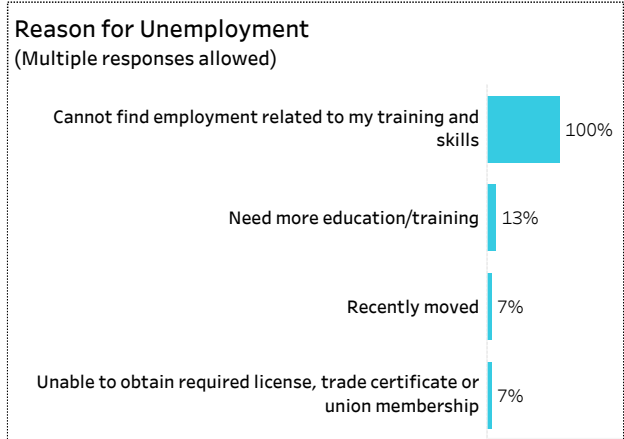
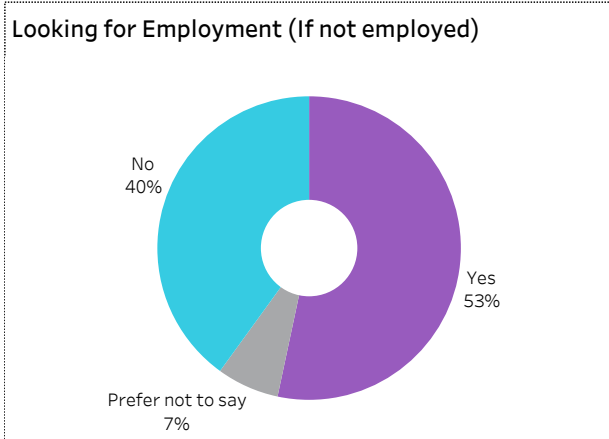
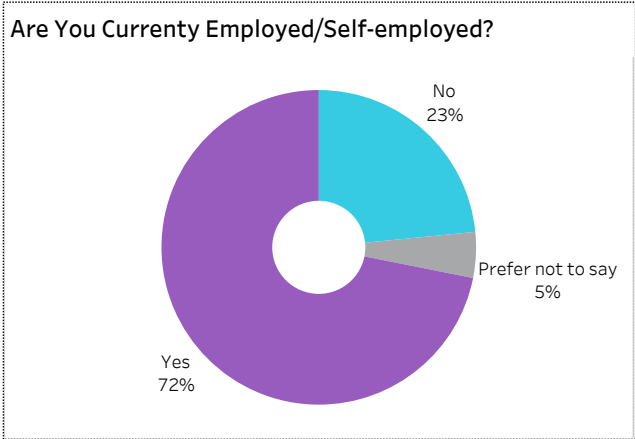


2019-20 Graduate Follow-up Survey Summary of Results (page 3/5) Graduate Employment (continued)



[Click on button to RESET Filters](#)

Number of Respondents **64** | School: **Business** | Program: **All** | Credential: **All** | Admin Campus: **All** | Base/CE: **Con Ed - Brokered** | Indigenous: **All**





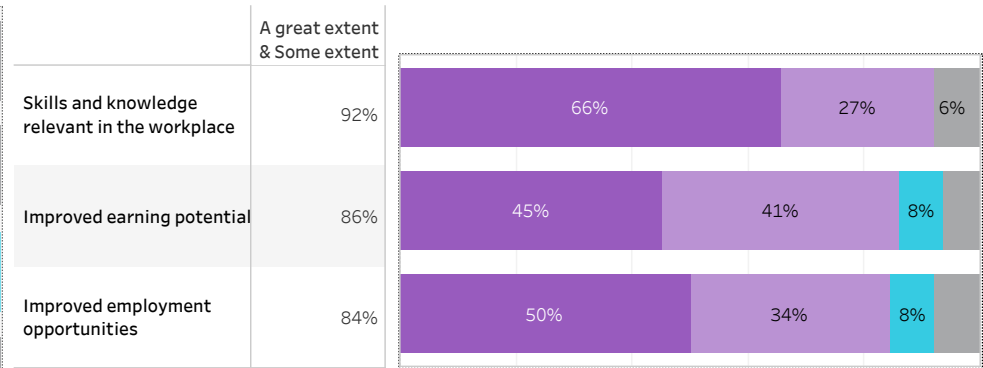
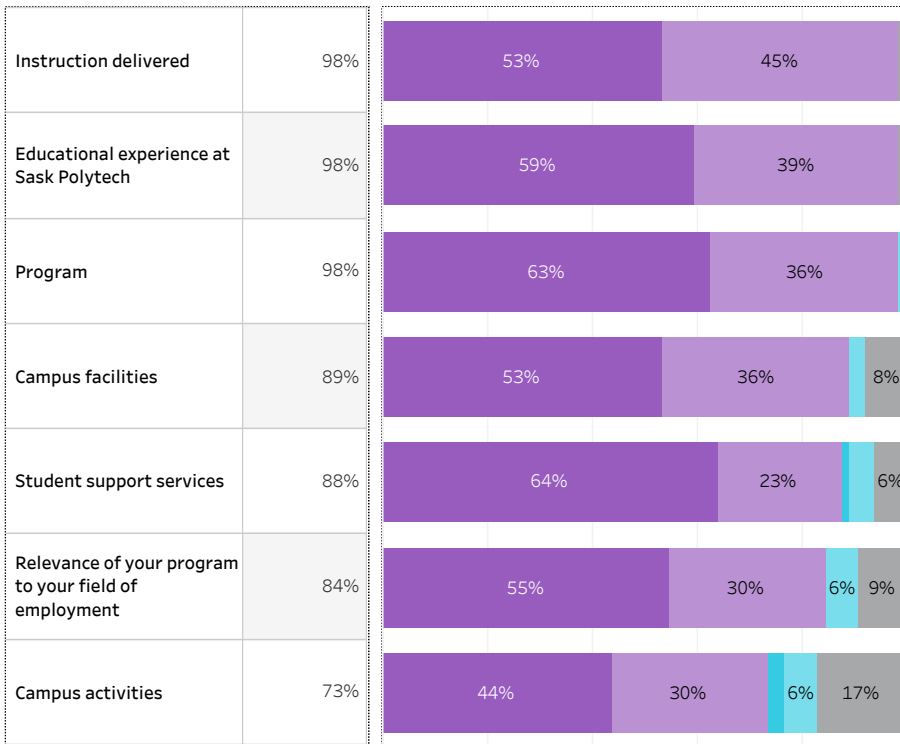
2019-20 Graduate Follow-up Survey Summary of Results (page 4/5) Satisfaction and Program Benefits



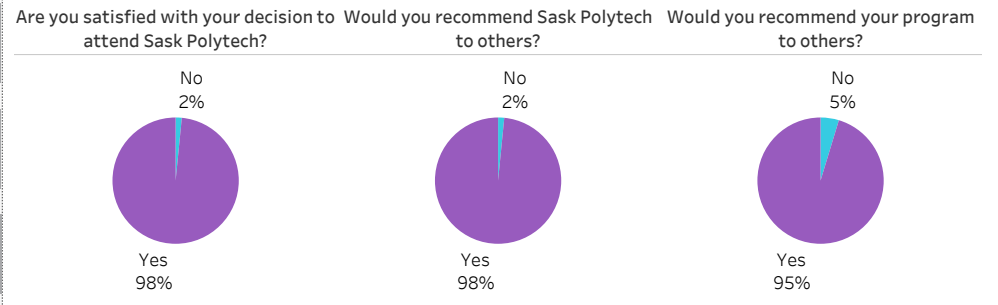
Click on button to RESET Filters

Number of Respondents 64	School: Business Program: All Credential: All Admin Campus: All Base/CE: Con Ed - Brokered Indigenous: All
------------------------------------	--

Level of Satisfaction	Very Satisfied & Somewhat Satisfied	Very satisfied Somewhat satisfied Very dissatisfied Somewhat dissatisfied	Not sure	Program Benefits	A Great Extent & Some Extent	A Great extent Some extent No extent at all Not sure	Not applicable
-----------------------	-------------------------------------	--	----------	------------------	------------------------------	---	----------------



Satisfaction with Sask Polytech



Institutional Research and Analysis

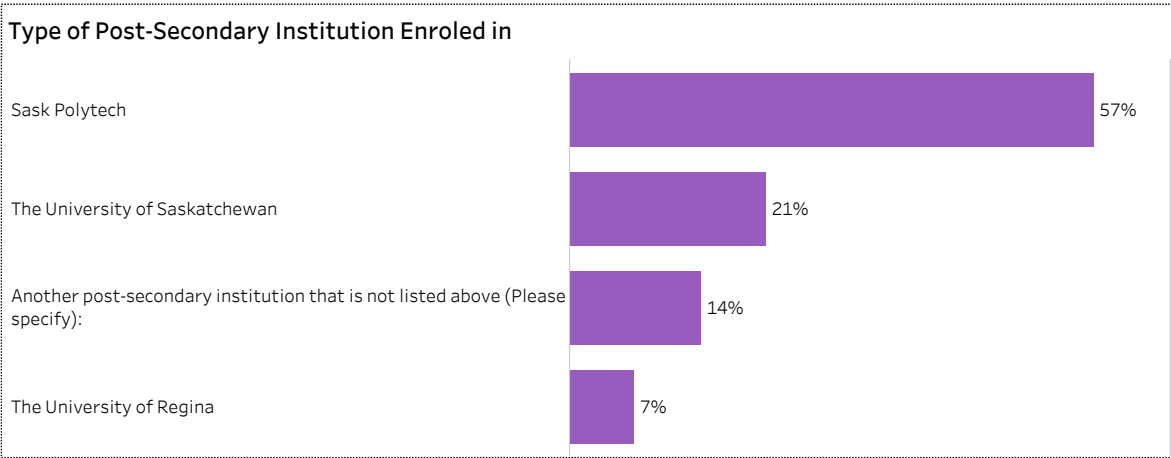
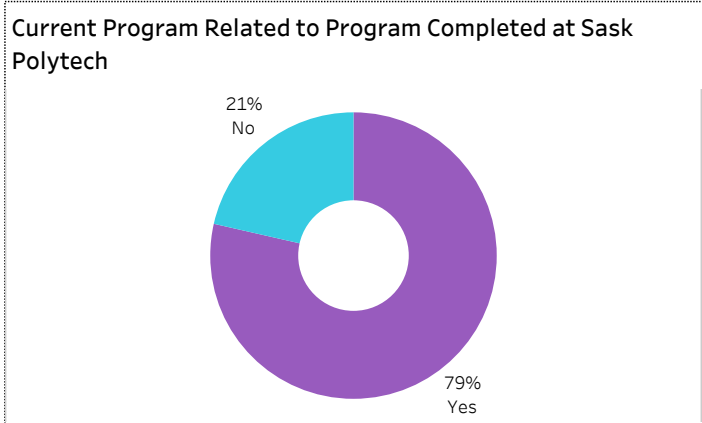
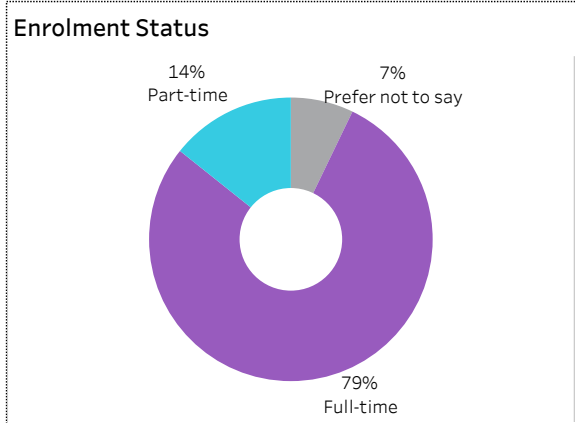
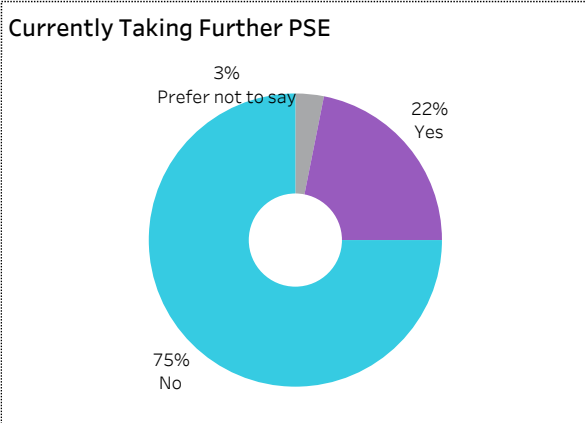


2019-20 Graduate Follow-up Survey Summary of Results (page 5/5) Further Post-Secondary Education



[Click on button to RESET Filters](#)

Number of Respondents: **64** | School: **Business** | Program: **All** | Credential: **All** | Admin Campus: **All** | Base/CE: **Con Ed - Brokered** | Indigenous: **All**



Among the students who pursued further education, 25% indicated the program was not related to the one they completed at Sask Polytech. Common reasons cited by the graduates who were studying in an unrelated field were to be able to change career choice, to have more/better career choices, and difficulty of finding employment in their previous field of study.

Institutional Research and Analysis



2019-20 Graduate Follow-up Survey Summary of Results (page 1/5) Respondent Profile

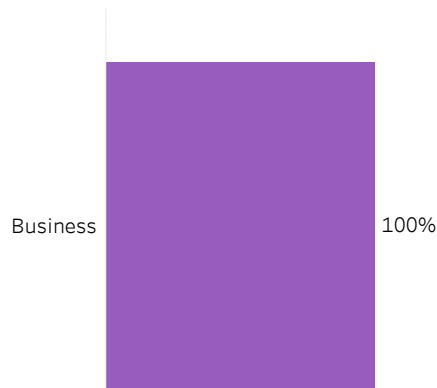


[Click on button to RESET Filters](#)

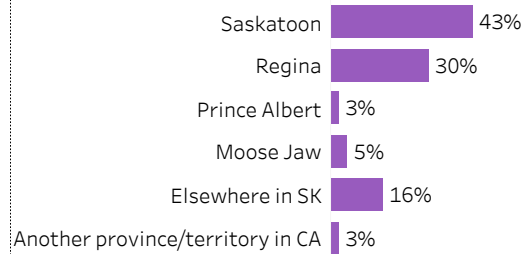
Number of Respondents
37

School: **Business** | Program: **Accounting Certificate Program** | Credential: **Certificate** | Admin Campus: **Moose Jaw**
| Base/CE: **Con Ed - Sask Polytech Delivered** | Indigenous: **All**

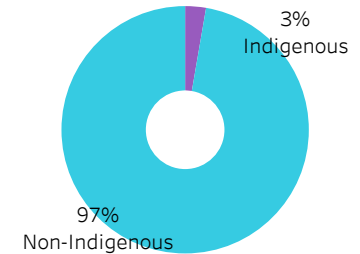
School



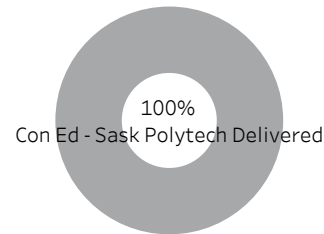
Location of Current Residence



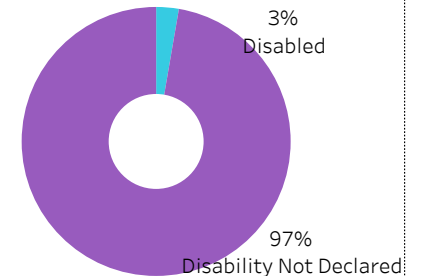
Indigenous Status



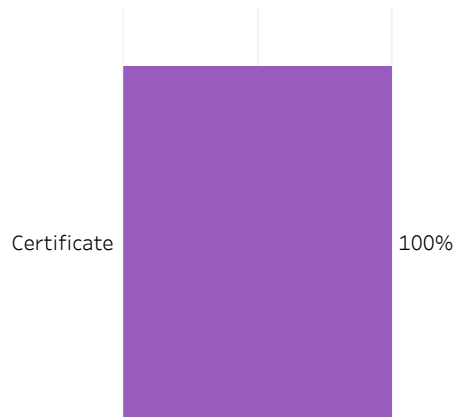
Base/CE



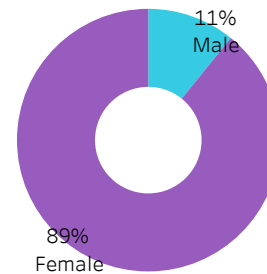
Disability



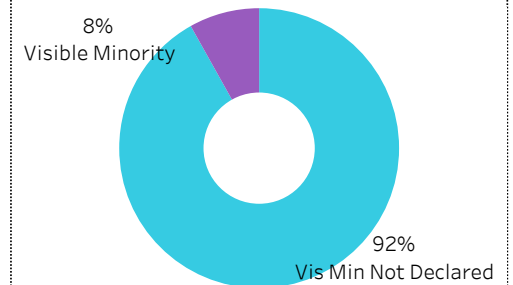
Credentials



Gender



Visible Minority





2019-20 Graduate Follow-up Survey Summary of Results (page 2/5) Graduate Employment



[Click on button to RESET Filters](#)

Number of Respondents
37

School: **Business** | Program: **Accounting Certificate Program** | Credential: **Certificate** | Admin Campus: **Moose Jaw** | Base/CE: **Con Ed - Sask Polytech Delivered** | Indigenous: **All**

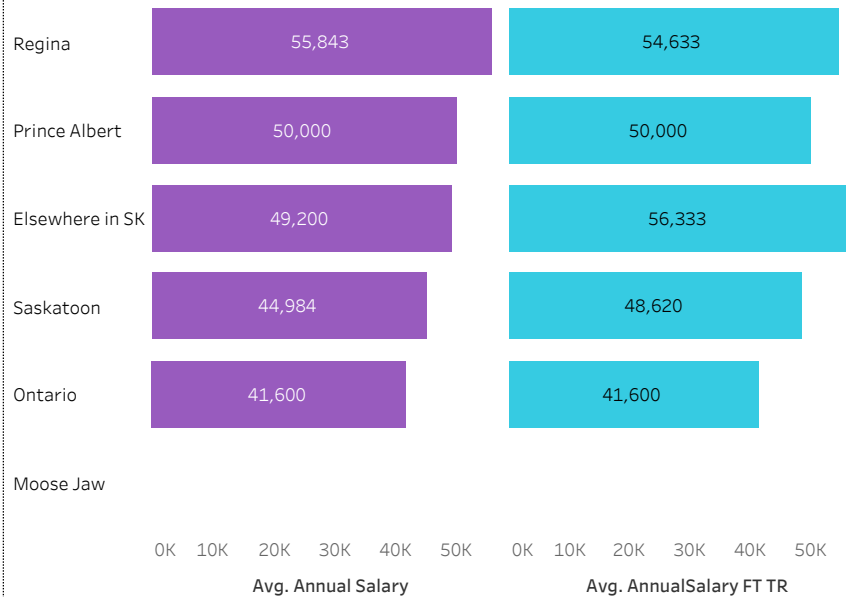
Overall Employment Rate

#Available Workforce	# of Grads Employed	Employment Rate	# of Fulltime Employed Grads	Full-time Employment Rate
35	32	91%	30	86%

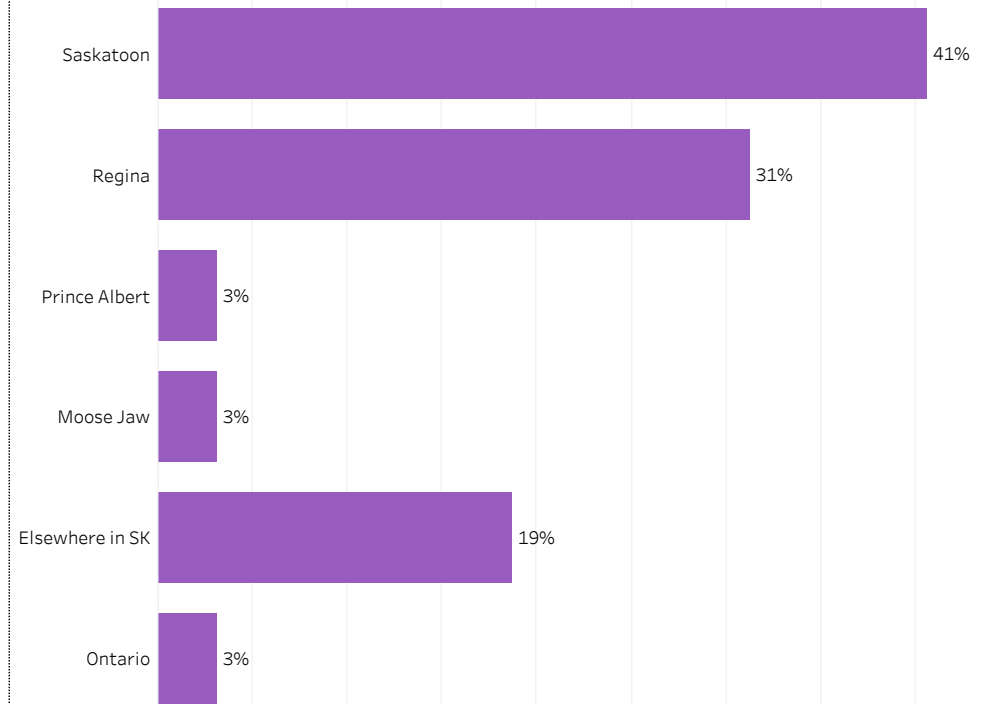
Training Related (TR) Employment

#Available Workforce	# of TR Employed Grads	TR Employment Rate	# of Fulltime TR Employed Grads	Full -time TR Employment Rate
35	20	57%	19	54%

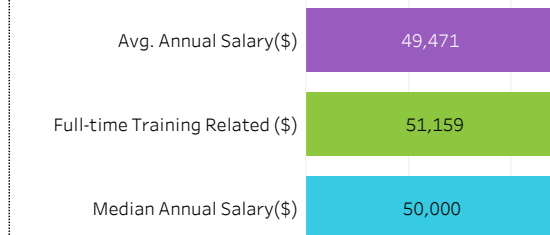
Average Salaries by Location of Employment



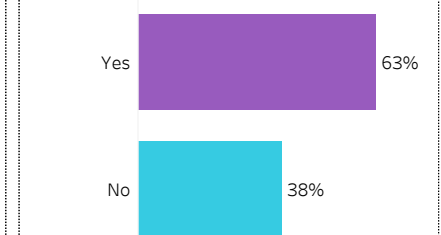
Location of Employment



Average/Median Salary



Relatedness of Job to Training



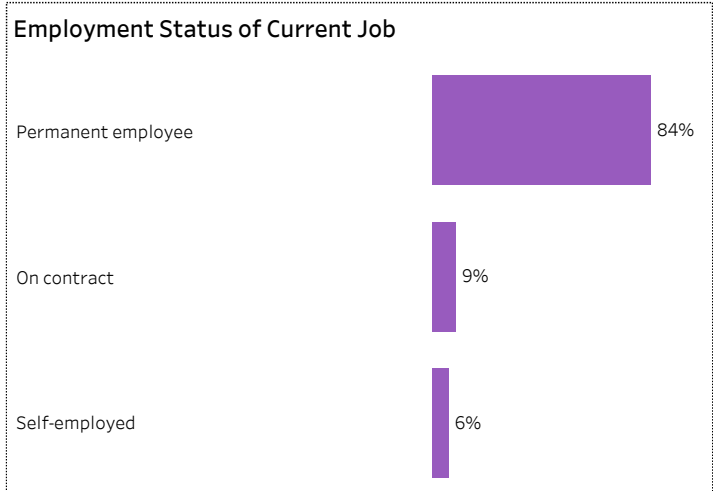
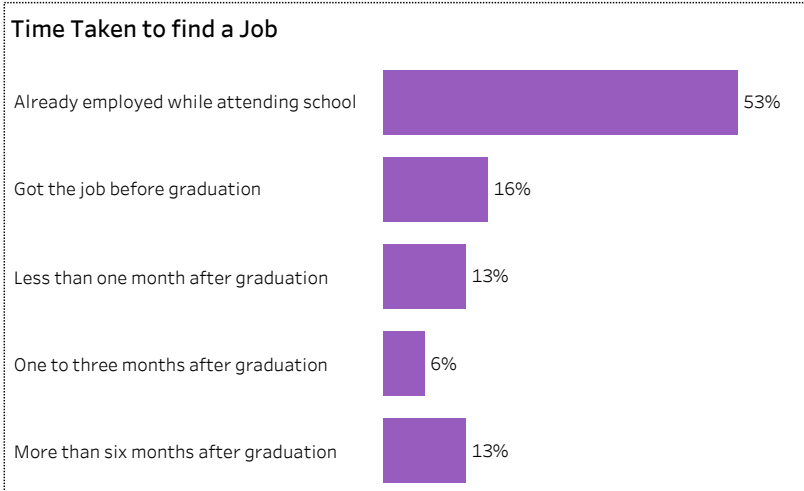
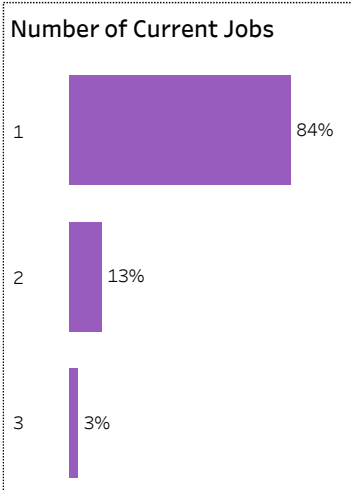
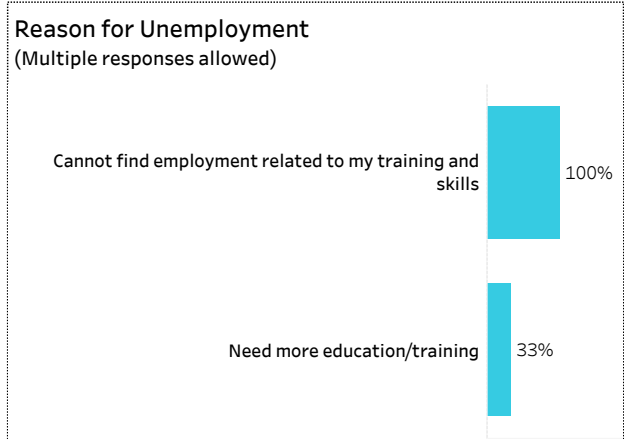
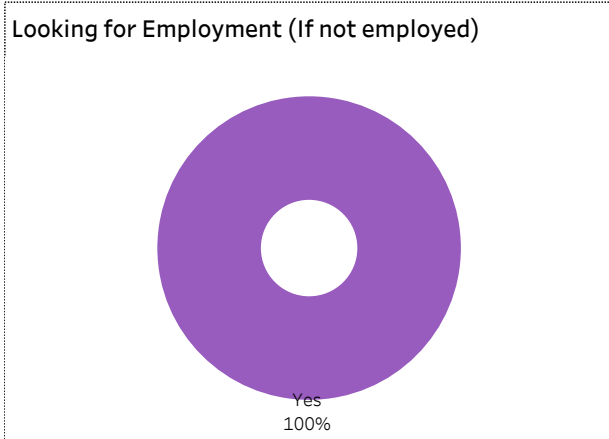
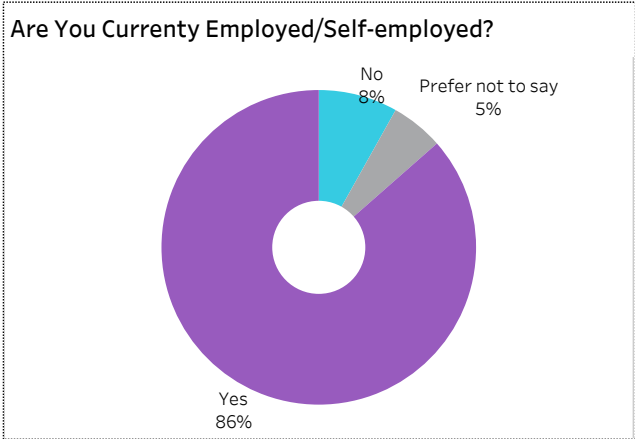


2019-20 Graduate Follow-up Survey Summary of Results (page 3/5) Graduate Employment (continued)



[Click on button to RESET Filters](#)

Number of Respondents **37** | School: **Business** | Program: **Accounting Certificate Program** | Credential: **Certificate** | Admin Campus: **Moose Jaw** | Base/CE: **Con Ed - Sask Polytech Delivered** | Indigenous: **All**





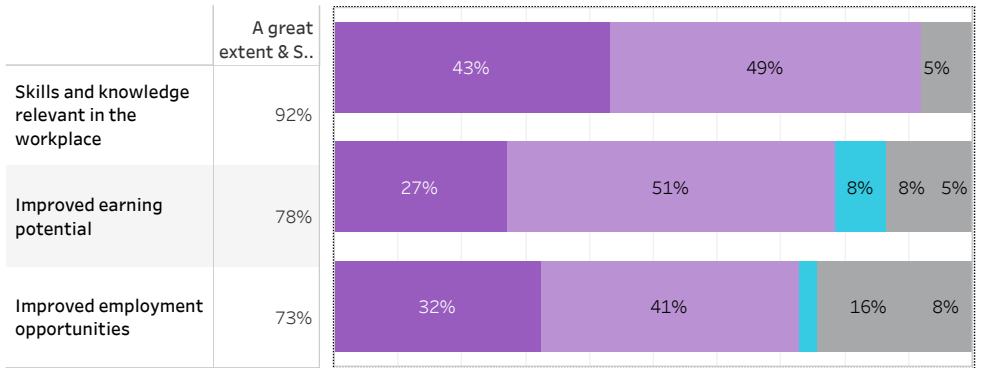
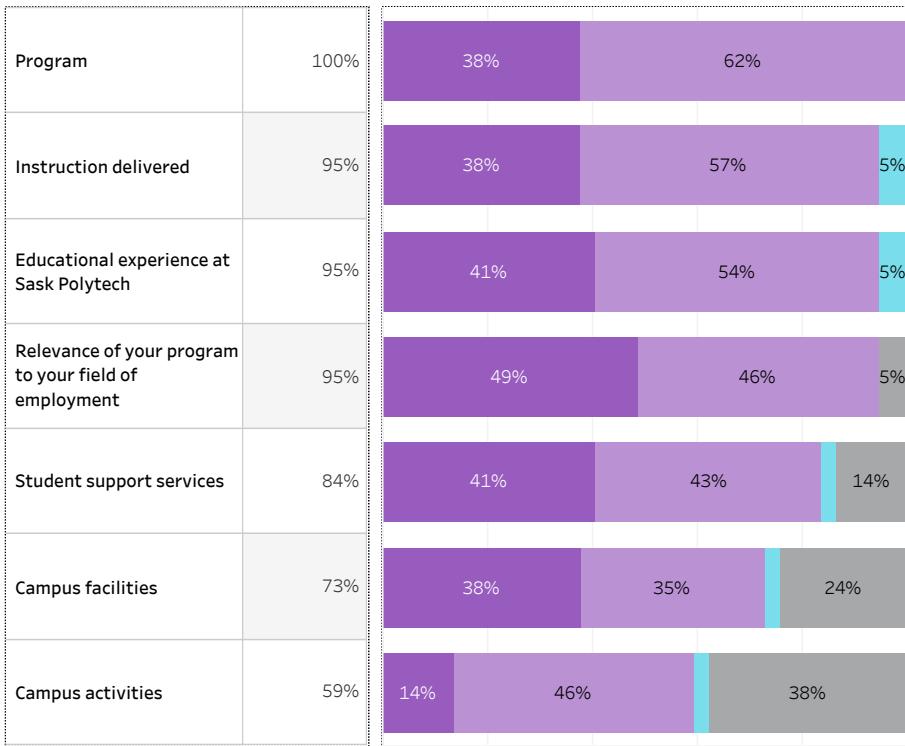
2019-20 Graduate Follow-up Survey Summary of Results (page 4/5) Satisfaction and Program Benefits



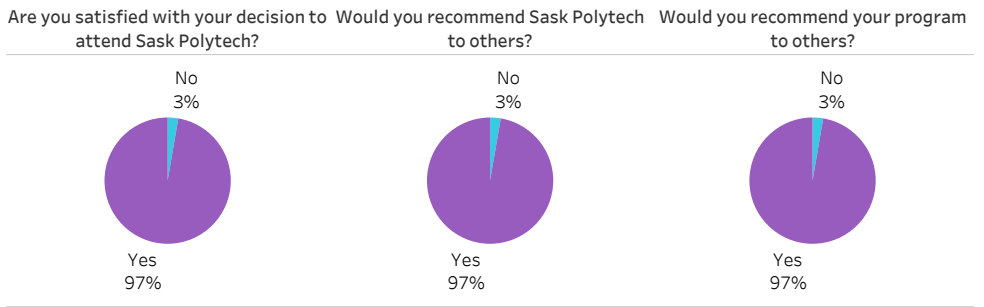
Click on button to RESET Filters

Number of Respondents **37** | School: **Business** | Program: **Accounting Certificate Program** | Credential: **Certificate** | Admin Campus: **Moose Jaw** | Base/CE: **Con Ed - Sask Polytech Delivered** | Indigenous: **All**

Level of Satisfaction	Very Satisfied & Somewhat Satisfied	<ul style="list-style-type: none"> Very satisfied Somewhat satisfied Somewhat dissatisfied Not sure 	Program Benefits	A Great Extent & Some Extent	<ul style="list-style-type: none"> A great extent Some extent No extent at all Not sure Not applicable
-----------------------	-------------------------------------	---	------------------	------------------------------	---



Satisfaction with Sask Polytech



Institutional Research and Analysis

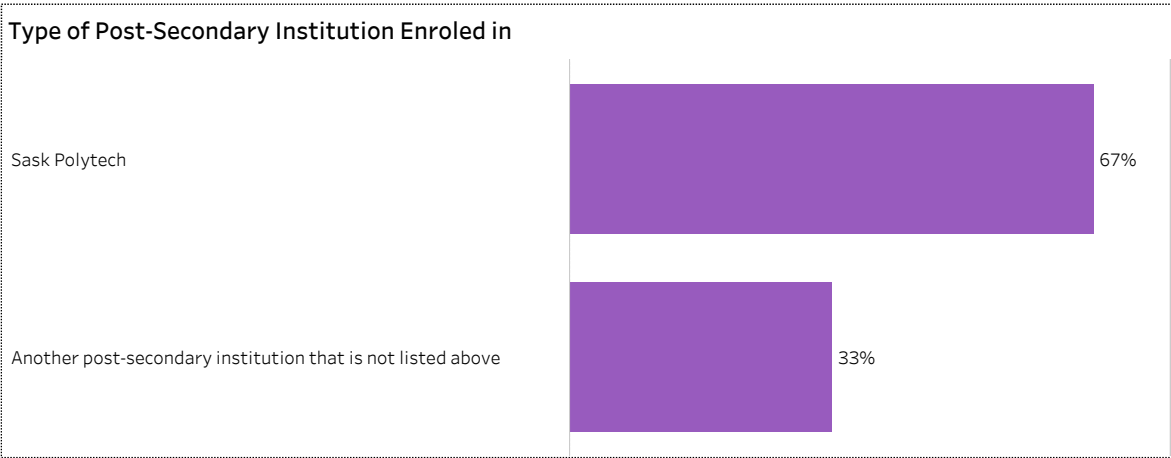
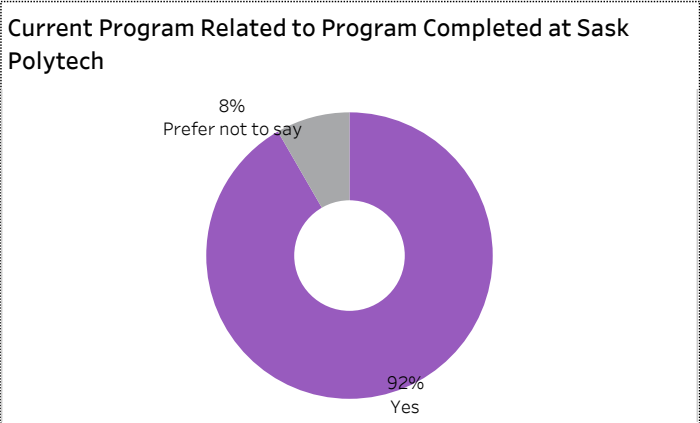
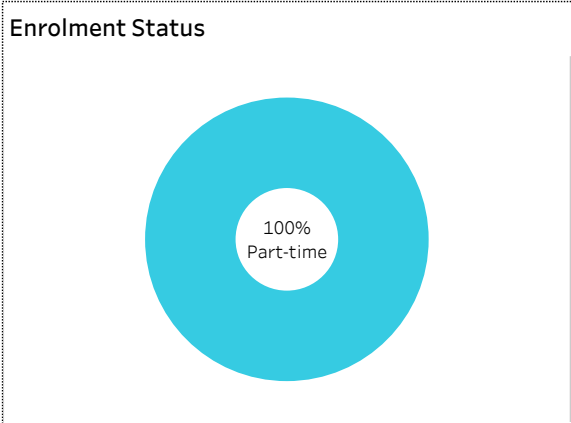
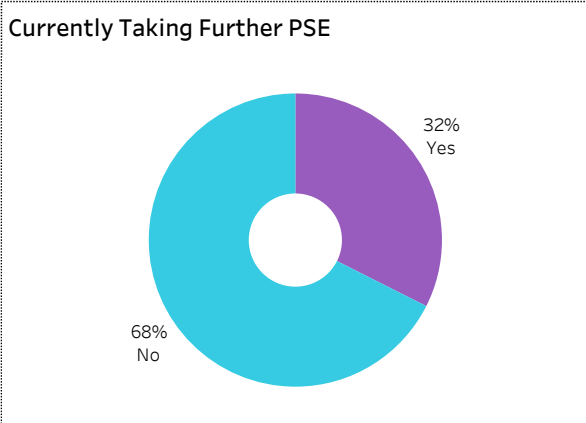


2019-20 Graduate Follow-up Survey Summary of Results (page 5/5) Further Post-Secondary Education



[Click on button to RESET Filters](#)

Number of Respondents: **37**
School: **Business** | Program: **Accounting Certificate Program** | Credential: **Certificate** | Admin Campus: **Moose Jaw** | Base/CE: **Con Ed - Sask Polytech Delivered** | Indigenous: **All**



Among the students who pursued further education, 25% indicated the program was not related to the one they completed at Sask Polytech. Common reasons cited by the graduates who were studying in an unrelated field were to be able to change career choice, to have more/better career choices, and difficulty of finding employment in their previous field of study.

Institutional Research and Analysis



2019-20 Graduate Follow-up Survey Summary of Results (page 1/5) Respondent Profile

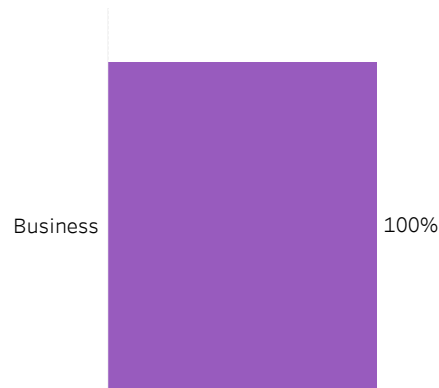


[Click on button to RESET Filters](#)

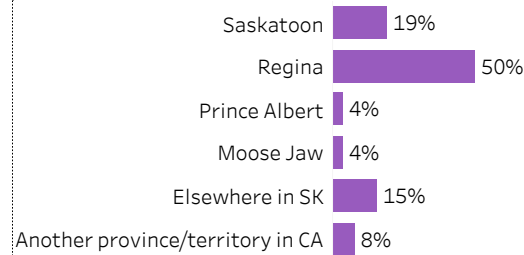
Number of Respondents
26

School: **Business** | Program: **Applied Project Management** | Credential: **Applied Certificate** | Admin Campus: **Regina** | Base/CE: **Con Ed - Sask Polytech Delivered** | Indigenous: **All**

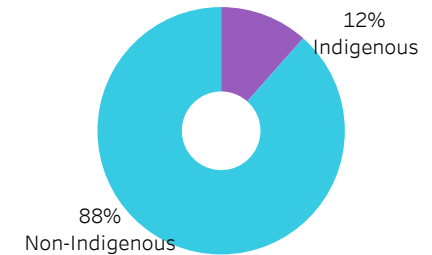
School



Location of Current Residence



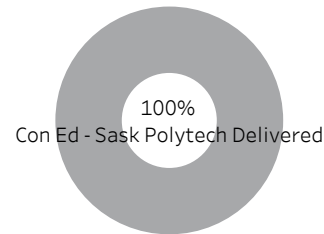
Indigenous Status



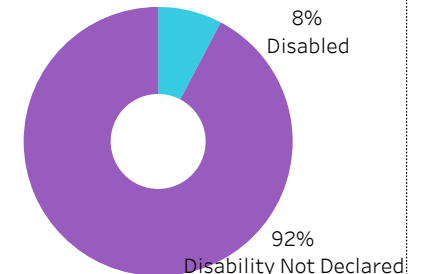
Credentials



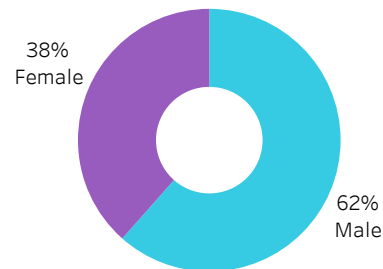
Base/CE



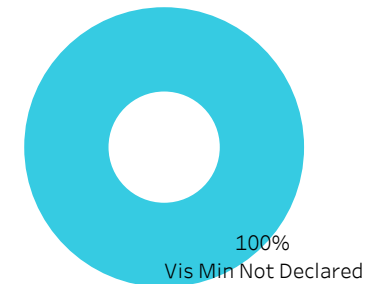
Disability



Gender



Visible Minority





2019-20 Graduate Follow-up Survey Summary of Results (page 2/5) Graduate Employment



[Click on button to RESET Filters](#)

Number of Respondents
26

School: **Business** | Program: **Applied Project Management** | Credential: **Applied Certificate** | Admin Campus: **Regina** | Base/CE: **Con Ed - Sask Polytech Delivered** | Indigenous: **All**

Overall Employment Rate

#Available Workforce	# of Grads Employed	Employment Rate	# of Fulltime Employed Grads	Full-time Employment Rate
24	23	96%	23	96%

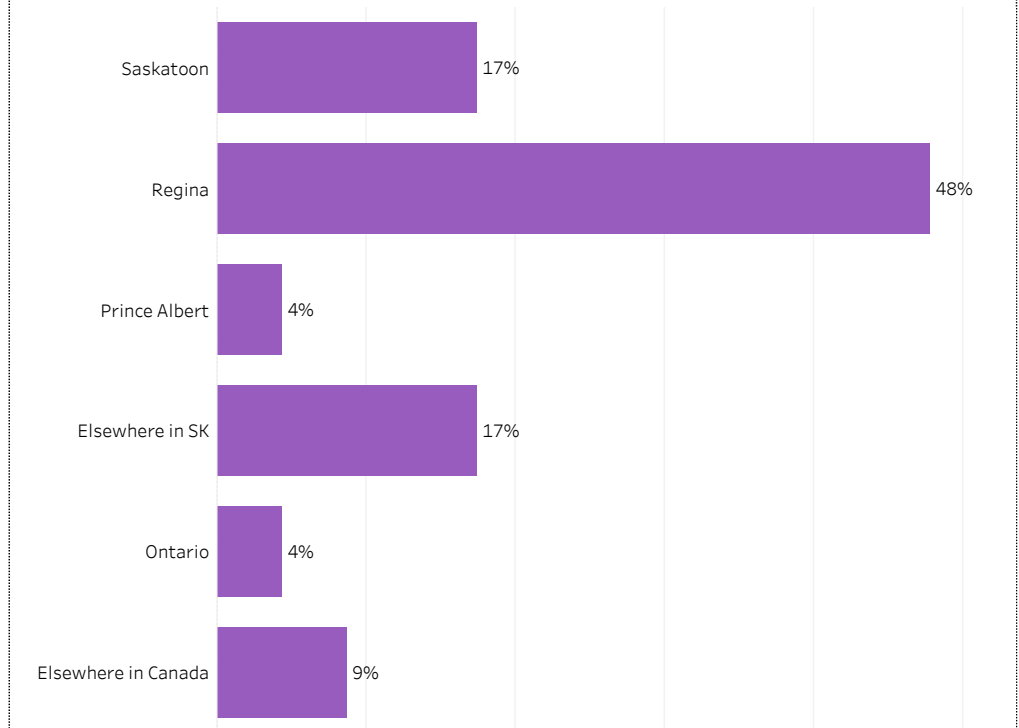
Training Related (TR) Employment

#Available Workforce	# of TR Employed Grads	TR Employment Rate	# of Fulltime TR Employed Grads	Full -time TR Employment Rate
24	14	58%	14	58%

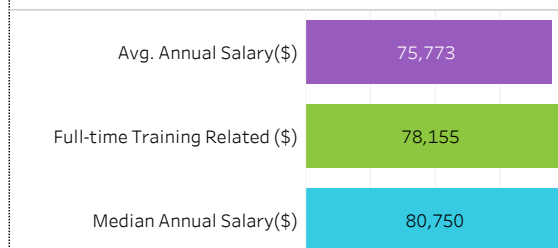
Average Salaries by Location of Employment



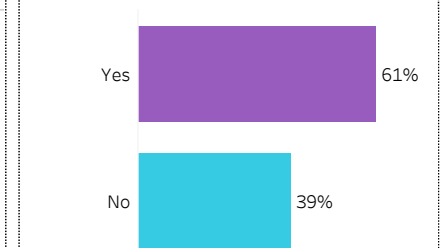
Location of Employment



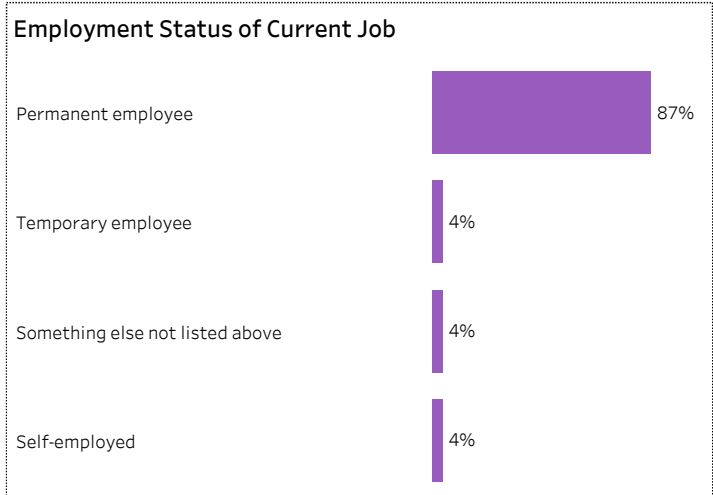
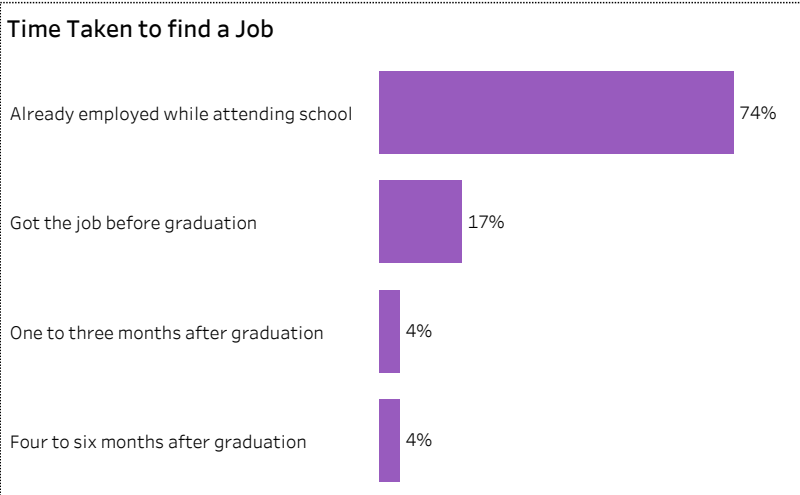
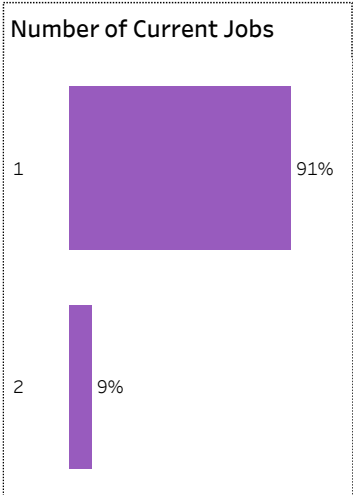
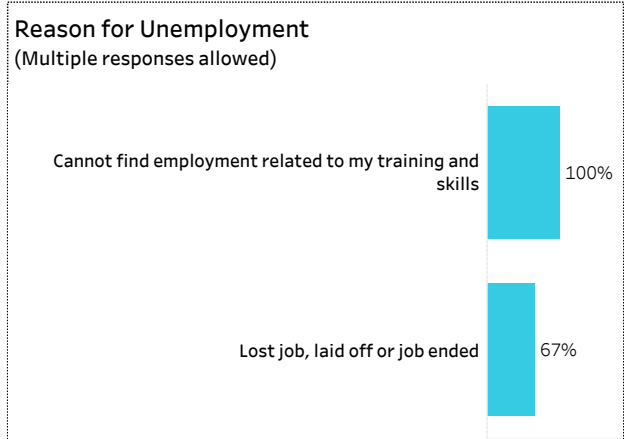
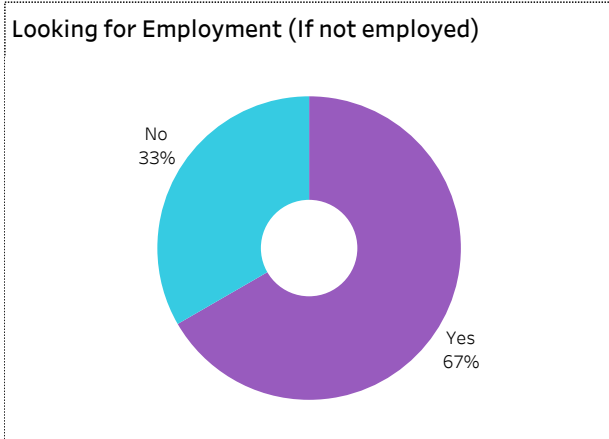
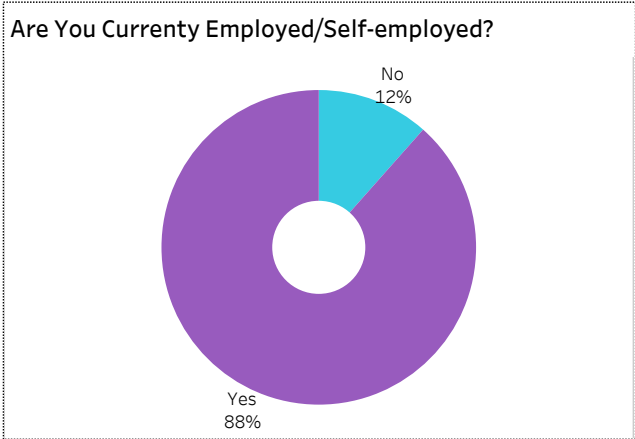
Average/Median Salary



Relatedness of Job to Training



Number of Respondents: **26**
 School: **Business** | Program: **Applied Project Management** | Credential: **Applied Certificate** | Admin Campus: **Regina** | Base/CE: **Con Ed - Sask Polytech Delivered** | Indigenous: **All**





2019-20 Graduate Follow-up Survey Summary of Results (page 4/5) Satisfaction and Program Benefits

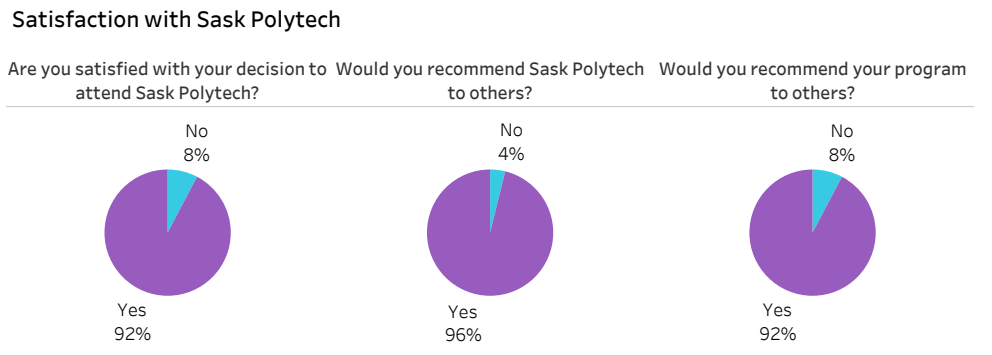


[Click on button to RESET Filters](#)

Number of Respondents 26	School: Business Program: Applied Project Management Credential: Applied Certificate Admin Campus: Regina Base/CE: Con Ed - Sask Polytech Delivered Indigenous: All
--	---

Level of Satisfaction	Very Satisfied & Somewhat Satisfied	<ul style="list-style-type: none"> ■ Very satisfied ■ Not sure ■ Somewhat satisfied ■ Very dissatisfied ■ Somewhat dissatisfied 	Program Benefits	A Great Extent & Some Extent	<ul style="list-style-type: none"> ■ Not applicable ■ No extent at all ■ Some extent ■ A great extent
------------------------------	-------------------------------------	---	-------------------------	------------------------------	---

Instruction delivered	96%		A great extent & S..	88%	
Educational experience at Sask Polytech	96%		Skills and knowledge relevant in the workplace	88%	
Program	96%		Improved employment opportunities	65%	
Relevance of your program to your field of employment	85%		Improved earning potential	62%	



Institutional Research and Analysis



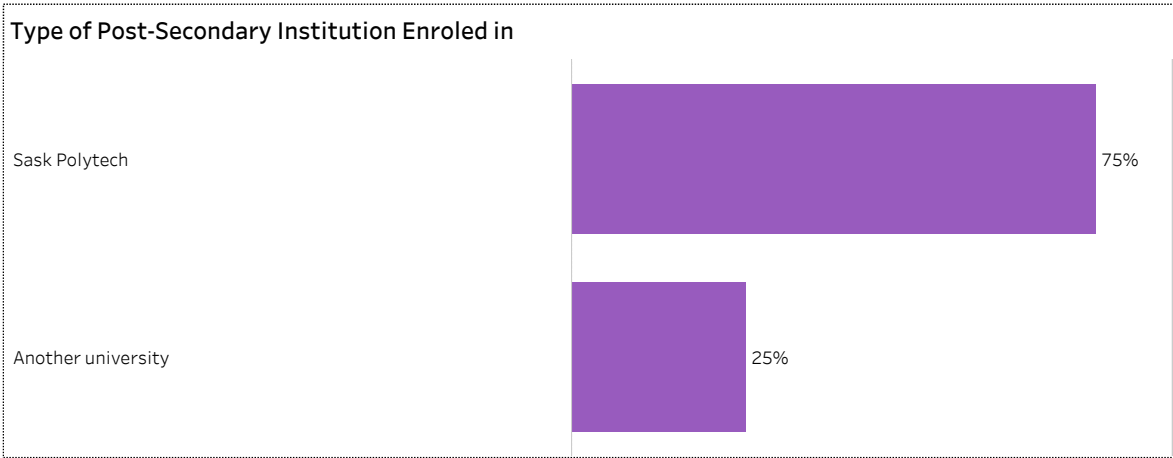
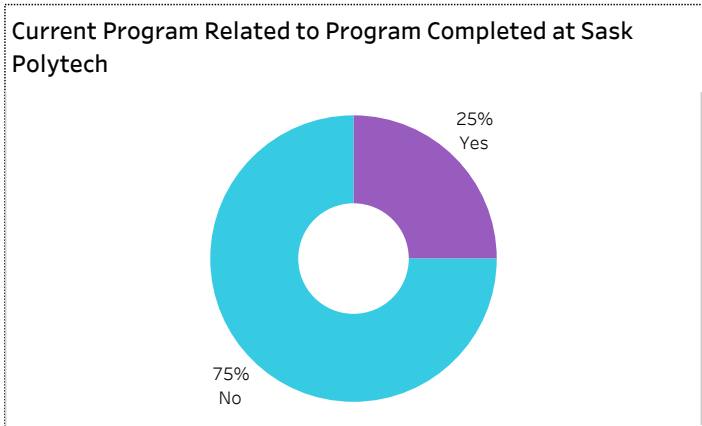
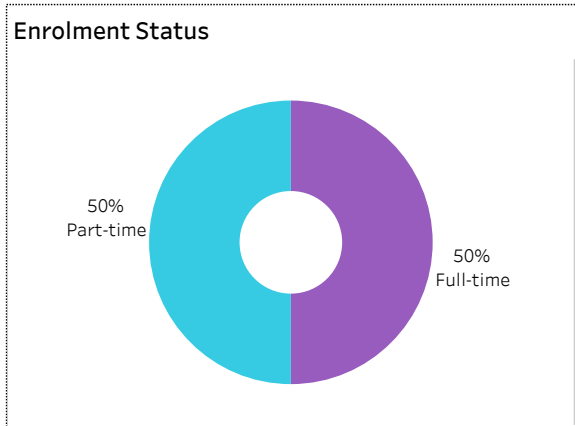
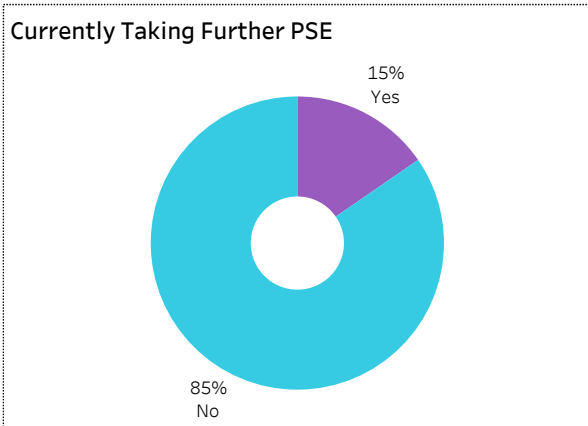
2019-20 Graduate Follow-up Survey Summary of Results (page 5/5) Further Post-Secondary Education



[Click on button to RESET Filters](#)

Number of Respondents
26

School: **Business** | Program: **Applied Project Management** | Credential: **Applied Certificate** | Admin Campus: **Regina** | Base/CE: **Con Ed - Sask Polytech Delivered** | Indigenous: **All**



Among the students who pursued further education, 25% indicated the program was not related to the one they completed at Sask Polytech. Common reasons cited by the graduates who were studying in an unrelated field were to be able to change career choice, to have more/better career choices, and difficulty of finding employment in their previous field of study.

Institutional Research and Analysis



2019-20 Graduate Follow-up Survey Summary of Results (page 1/5) Respondent Profile

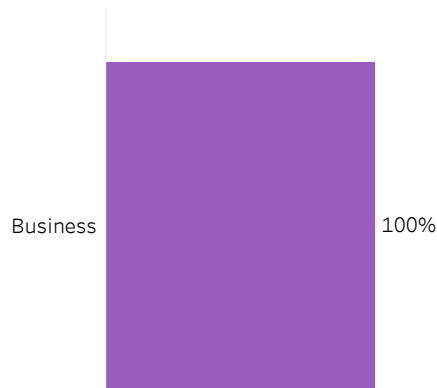


[Click on button to RESET Filters](#)

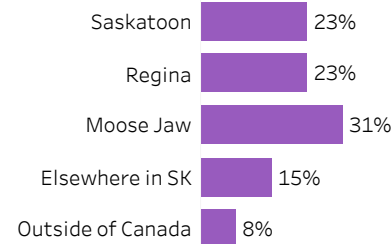
Number of Respondents
13

School: **Business** | Program: **Business** | Credential: **Certificate** | Admin Campus: **Moose Jaw** | Base/CE: **Base** |
Indigenous: **Non-Indigenous**

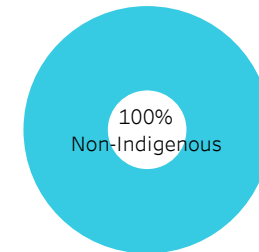
School



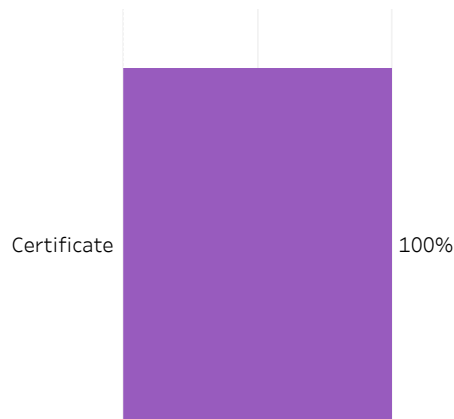
Location of Current Residence




Indigenous Status




Credentials



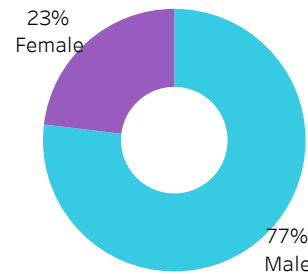
Base/CE



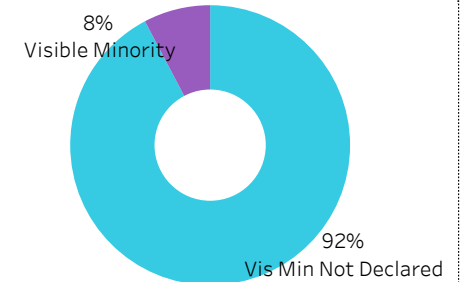
Disability



Gender



Visible Minority





2019-20 Graduate Follow-up Survey Summary of Results (page 2/5) Graduate Employment



[Click on button to RESET Filters](#)

Number of Respondents
13

School: **Business** | Program: **Business** | Credential: **Certificate** | Admin Campus: **Moose Jaw** | Base/CE: **Base** | Indigenous: **Non-Indigenous**

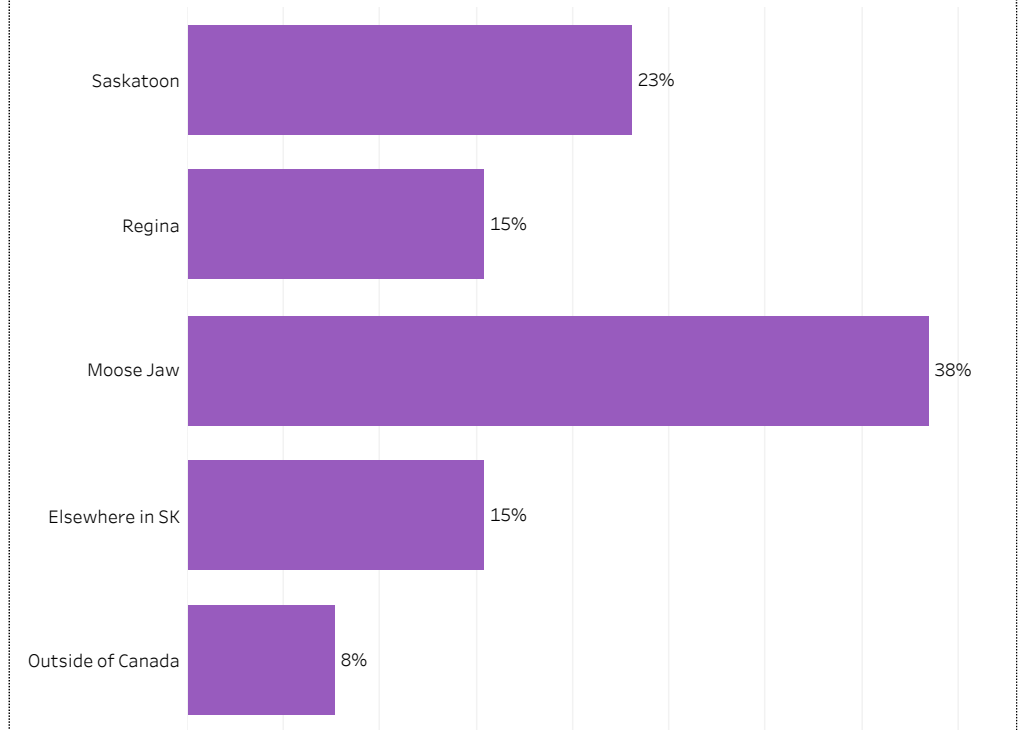
Overall Employment Rate

#Available Workforce	# of Grads Employed	Employment Rate	# of Fulltime Employed Grads	Full-time Employment Rate
13	13	100%	12	92%

Training Related (TR) Employment

#Available Workforce	# of TR Employed Grads	TR Employment Rate	# of Fulltime TR Employed Grads	Full-time Training Related Employment Rate
13	9	69%	8	62%

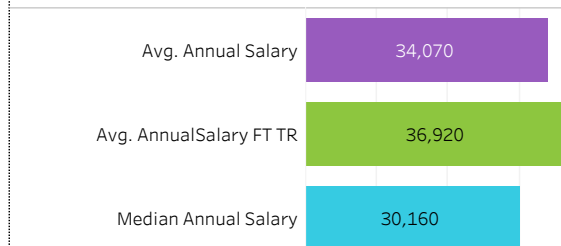
Location of Employment



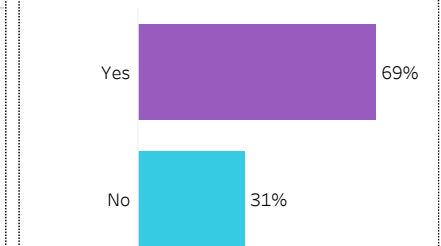
Average Salaries by Location of Employment



Average/Median Salary



Relatedness of Job to Training



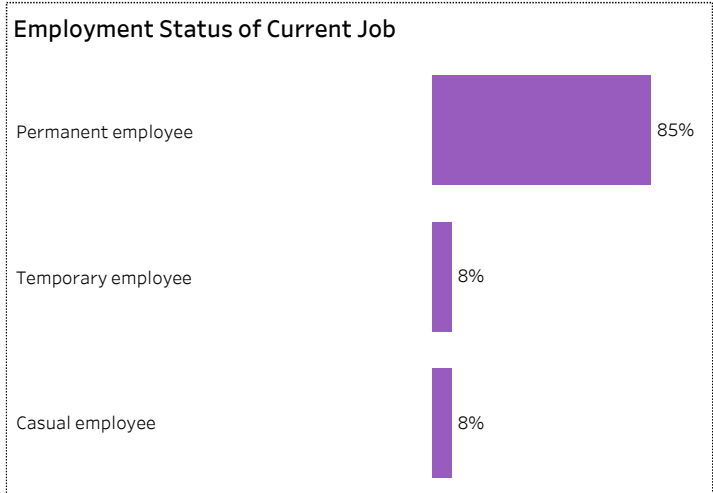
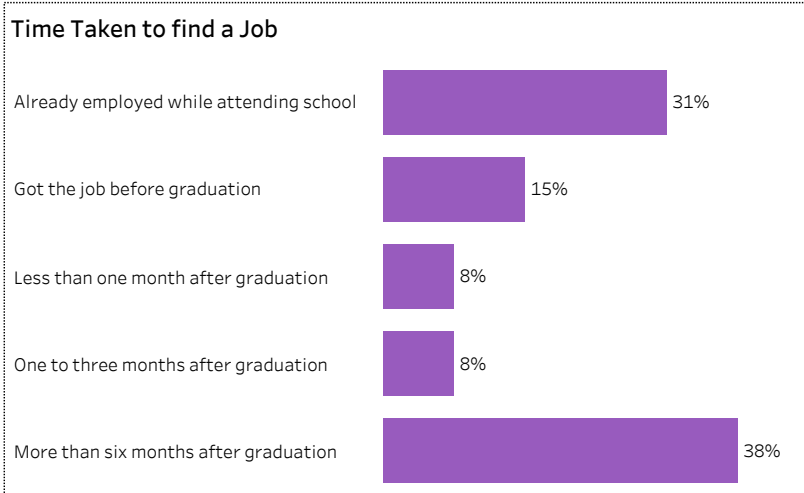
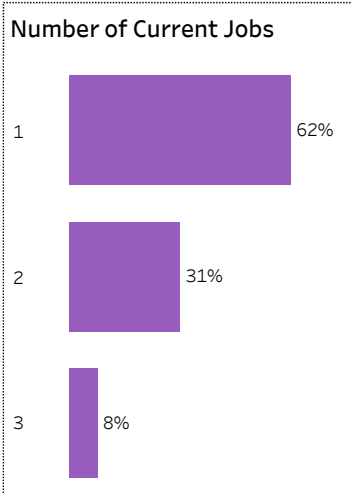

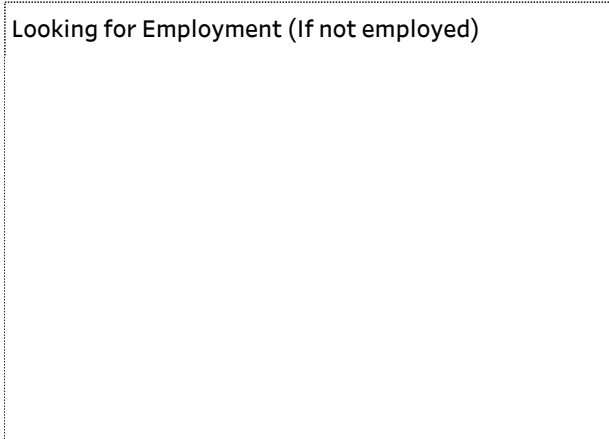
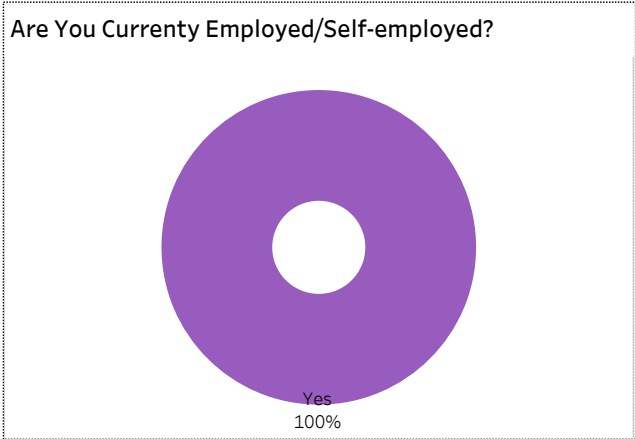


2019-20 Graduate Follow-up Survey
 Summary of Results (page 3/5)
 Graduate Employment (continued)



[Click on button to RESET Filters](#)

Number of Respondents: **13** | School: **Business** | Program: **Business** | Credential: **Certificate** | Admin Campus: **Moose Jaw** | Base/CE: **Base** | Indigenous: **Non-Indigenous**





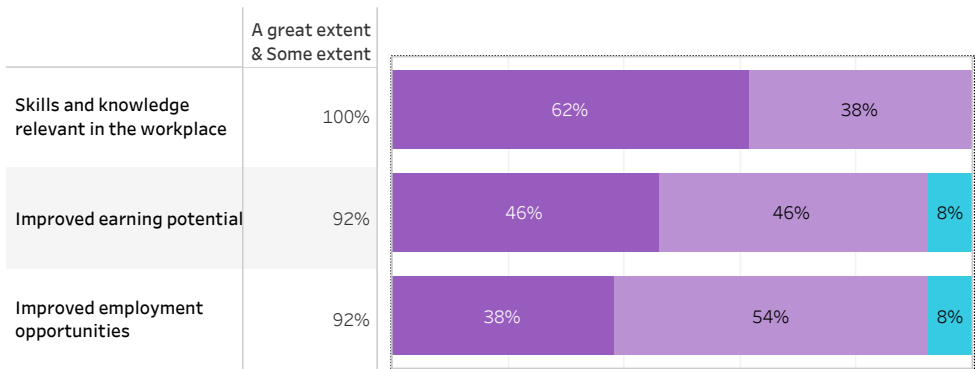
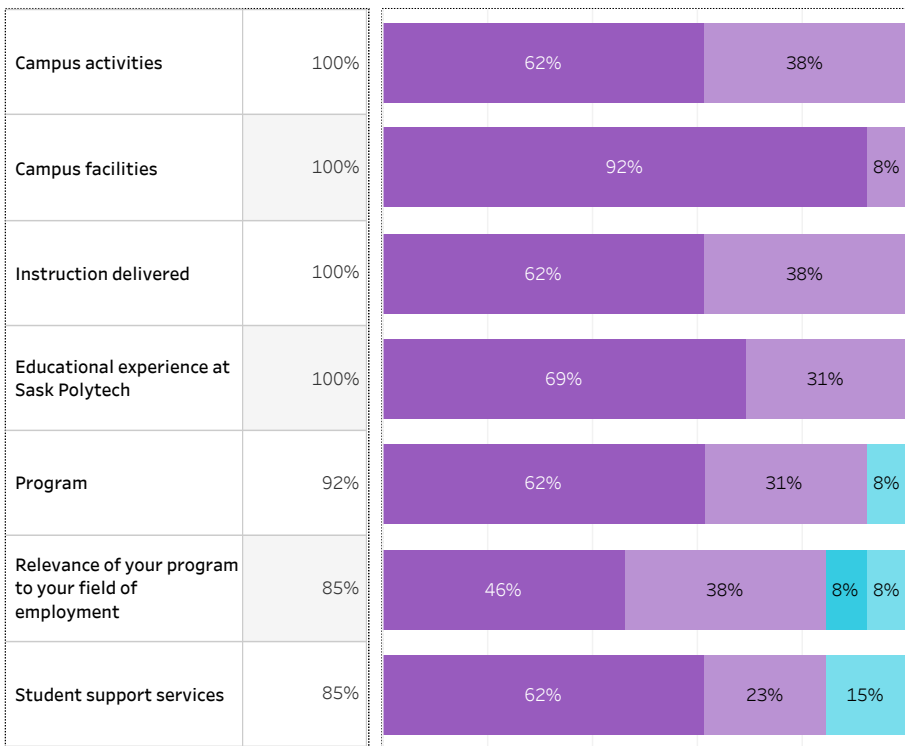
2019-20 Graduate Follow-up Survey Summary of Results (page 4/5) Satisfaction and Program Benefits



[Click on button to RESET Filters](#)

Number of Respondents **13** | School: **Business** | Program: **Business** | Credential: **Certificate** | Admin Campus: **Moose Jaw** | Base/CE: **Base** | Indigenous: **Non-Indigenous**

Level of Satisfaction	Very Satisfied & Somewhat Satisfied	<ul style="list-style-type: none"> ■ Very satisfied ■ Somewhat satisfied ■ Very dissatisfied ■ Somewhat dissatisfied 	Program Benefits	A Great Extent & Some Extent	<ul style="list-style-type: none"> ■ No extent at all ■ Some extent ■ A great extent
------------------------------	-------------------------------------	--	-------------------------	------------------------------	--



Satisfaction with Sask Polytech



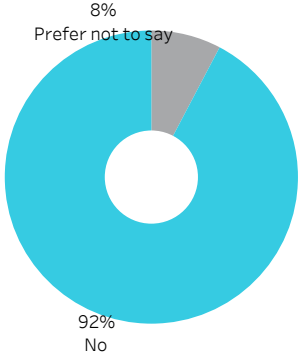


2019-20 Graduate Follow-up Survey Summary of Results (page 5/5) Further Post-Secondary Education



[Click on button to RESET Filters](#)

Number of Respondents 13	School: Business Program: Business Credential: Certificate Admin Campus: Moose Jaw Base/CE: Base Indigenous: Non-Indigenous
------------------------------------	--

Currently Taking Further PSE  <table border="1"><thead><tr><th>Response</th><th>Percentage</th></tr></thead><tbody><tr><td>No</td><td>92%</td></tr><tr><td>Prefer not to say</td><td>8%</td></tr></tbody></table>	Response	Percentage	No	92%	Prefer not to say	8%	Enrolment Status	Current Program Related to Program Completed at Sask Polytech
Response	Percentage							
No	92%							
Prefer not to say	8%							

Type of Post-Secondary Institution Enroled in
--

Among the students who pursued further education, 25% indicated the program was not related to the one they completed at Sask Polytech. Common reasons cited by the graduates who were studying in an unrelated field were to be able to change career choice, to have more/better career choices, and difficulty of finding employment in their previous field of study.

Institutional Research and Analysis

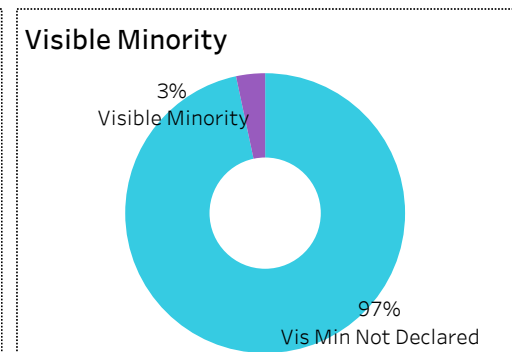
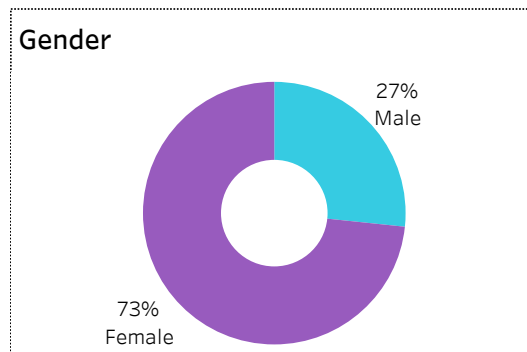
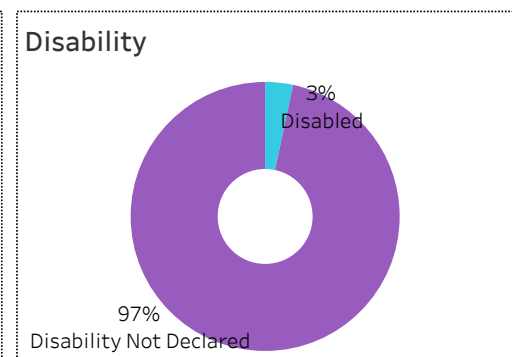

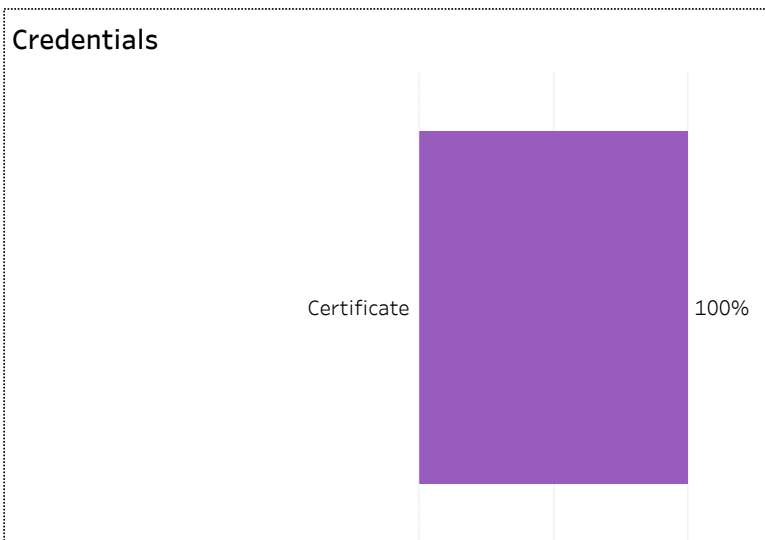
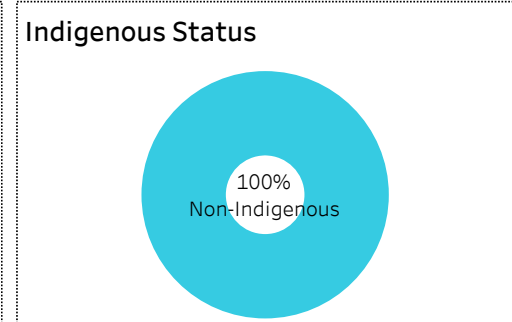
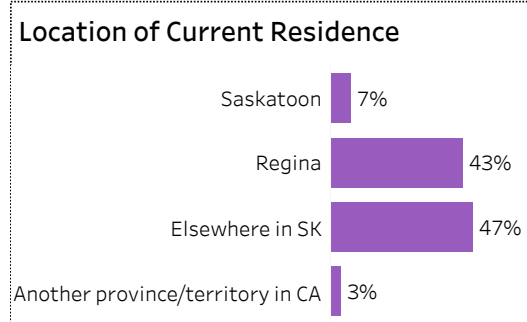
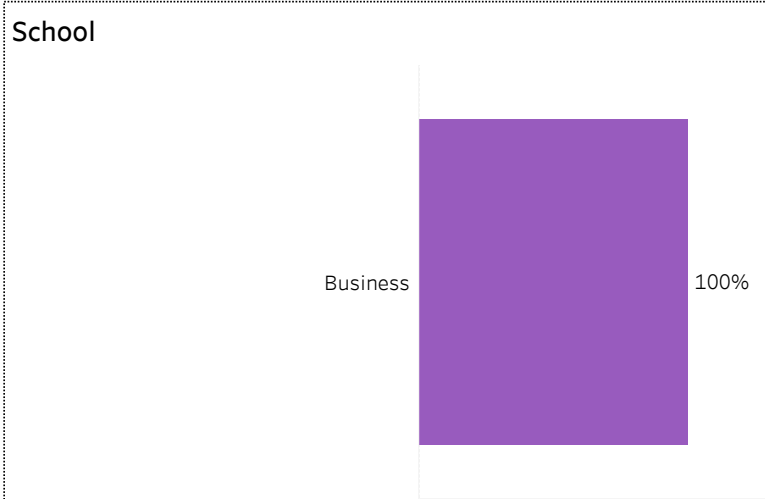


2019-20 Graduate Follow-up Survey Summary of Results (page 1/5) Respondent Profile



[Click on button to RESET Filters](#)

Number of Respondents: **30**
School: **Business** | Program: **Business** | Credential: **Certificate** | Admin Campus: **Moose Jaw** | Base/CE: **Con Ed - Sask Polytech Delivered** | Indigenous: **Non-Indigenous**





2019-20 Graduate Follow-up Survey Summary of Results (page 2/5) Graduate Employment



[Click on button to RESET Filters](#)

Number of Respondents
30

School: **Business** | Program: **Business** | Credential: **Certificate** | Admin Campus: **Moose Jaw** | Base/CE: **Con Ed - Sask Polytech Delivered** |
Indigenous: **Non-Indigenous**

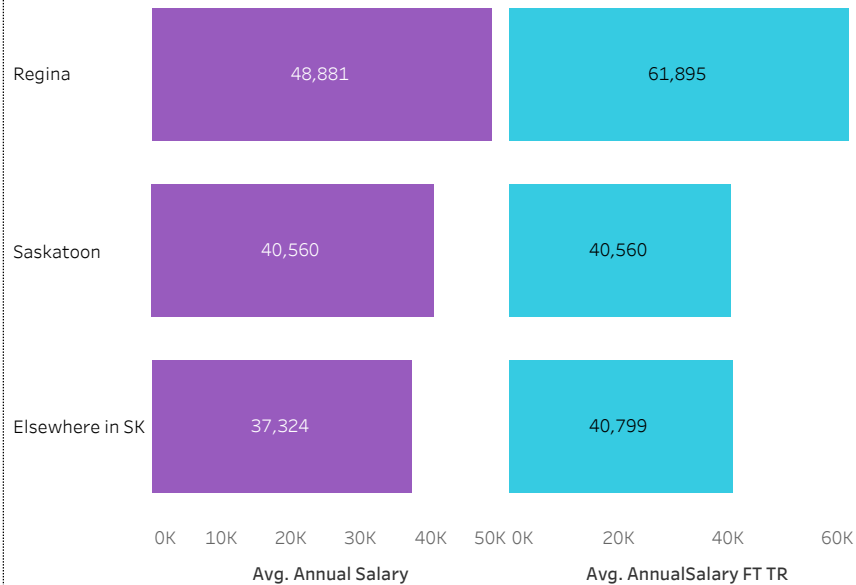
Overall Employment Rate

#Available Workforce	# of Grads Employed	Employment Rate	# of Fulltime Employed Grads	Full-time Employment Rate
27	25	93%	21	78%

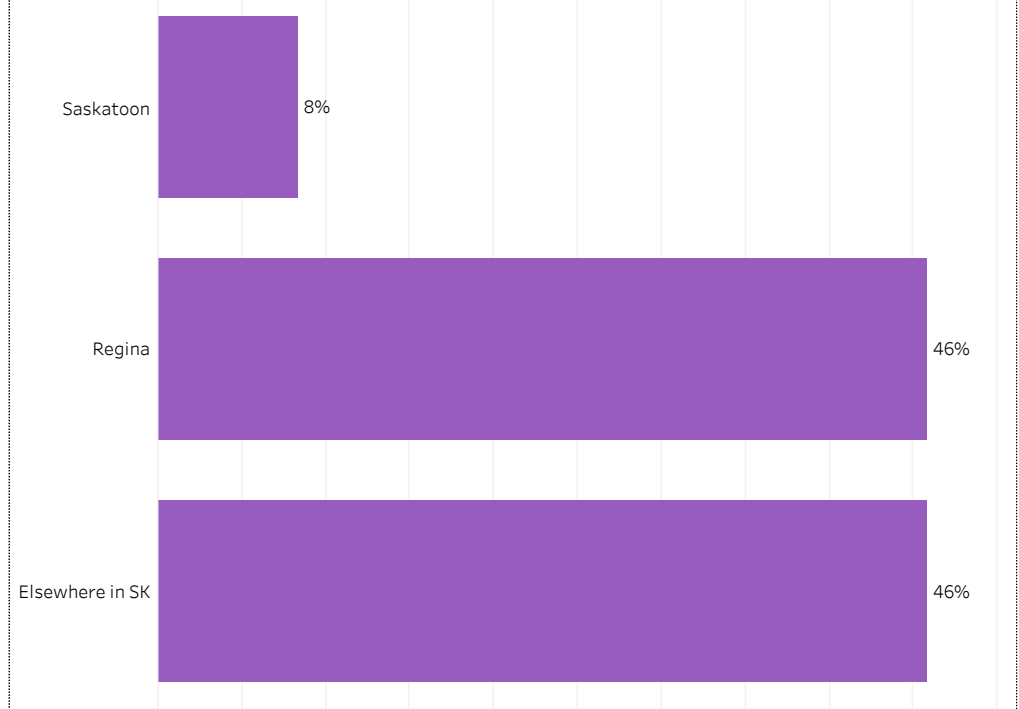
Training Related (TR) Employment

#Available Workforce	# of TR Employed Grads	TR Employment Rate	# of Fulltime TR Employed Grads	Full-time Training Related Employment Rate
27	15	56%	13	48%

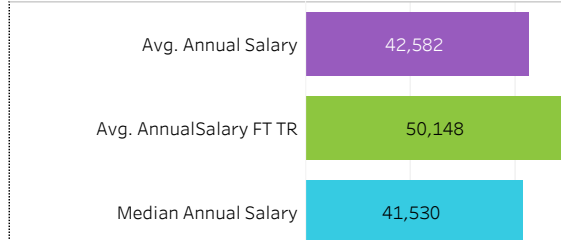
Average Salaries by Location of Employment



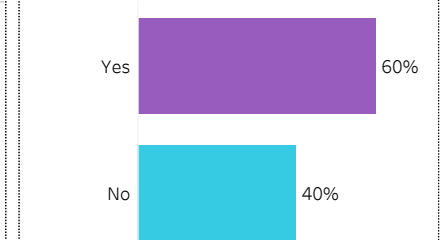
Location of Employment



Average/Median Salary



Relatedness of Job to Training



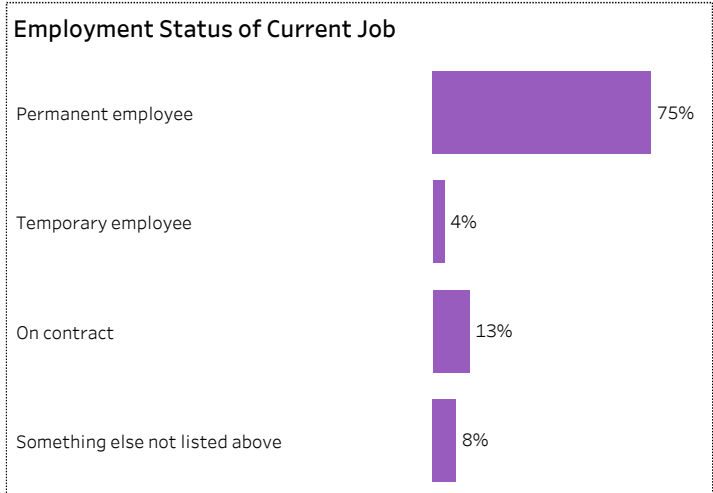
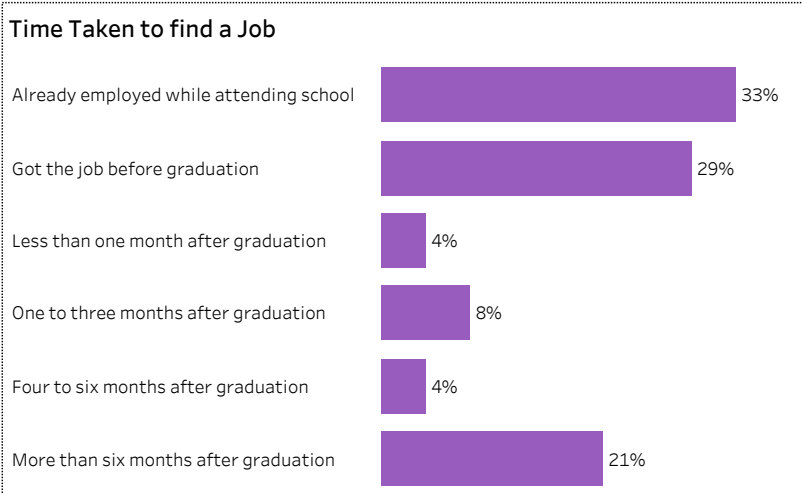
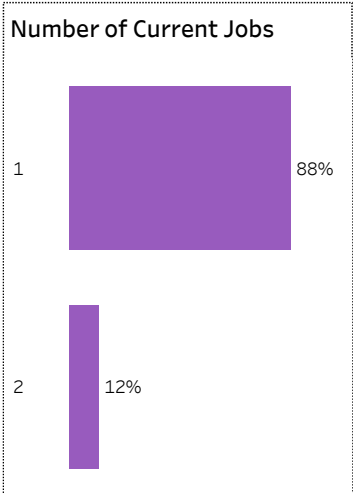
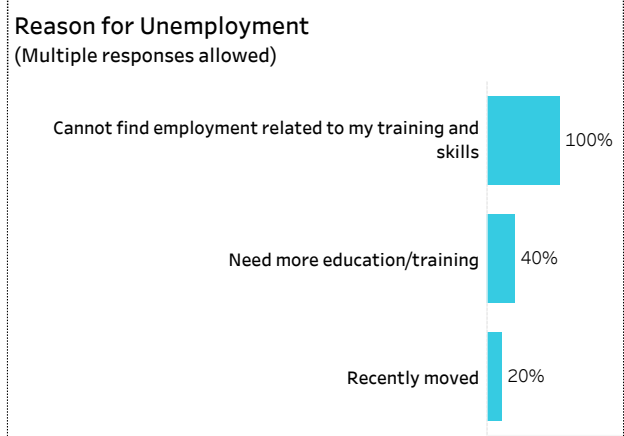
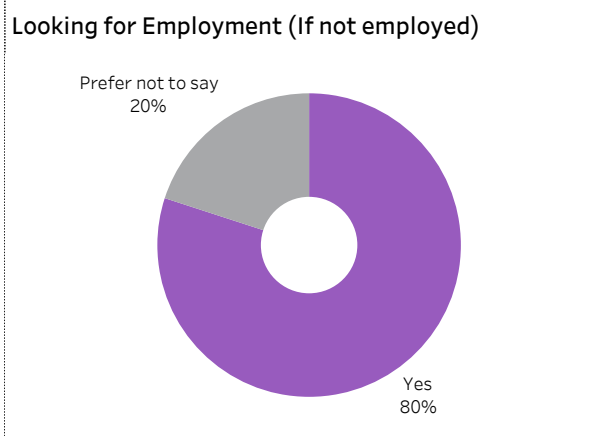
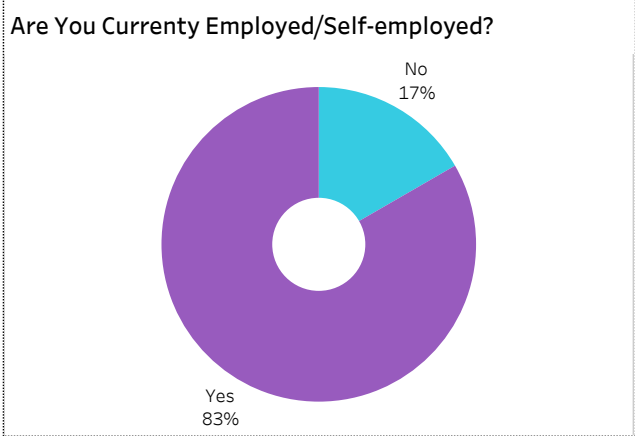


2019-20 Graduate Follow-up Survey Summary of Results (page 3/5) Graduate Employment (continued)



[Click on button to RESET Filters](#)

Number of Respondents **30** | School: **Business** | Program: **Business** | Credential: **Certificate** | Admin Campus: **Moose Jaw** | Base/CE: **Con Ed - Sask Polytech Delivered** | Indigenous: **Non-Indigenous**





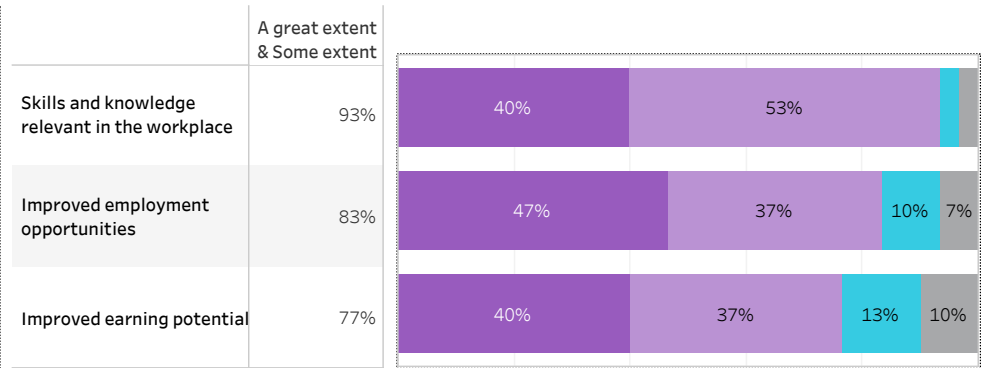
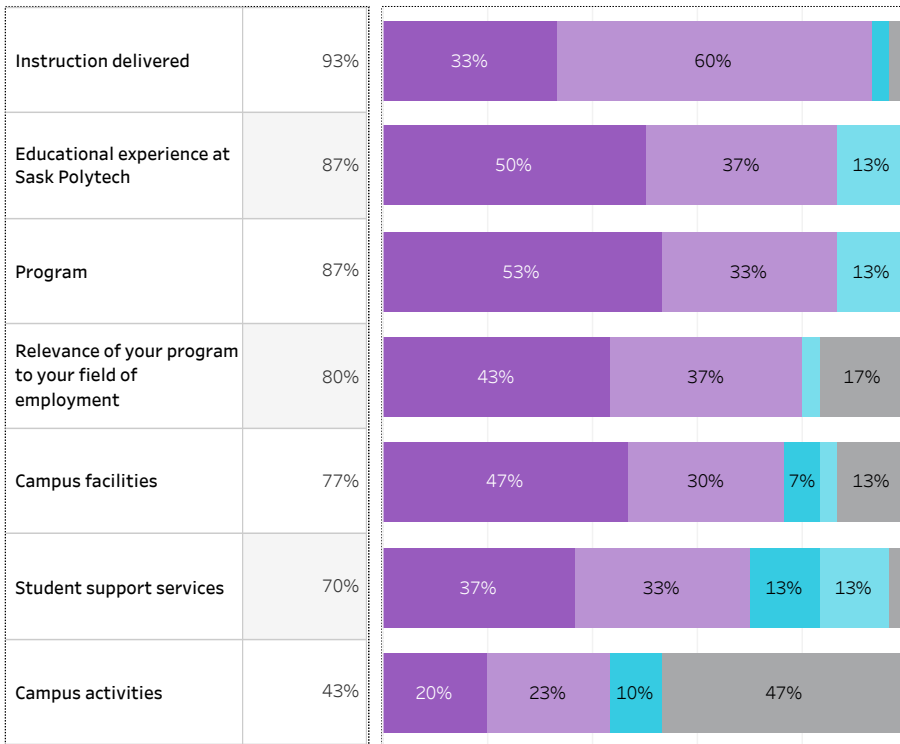
2019-20 Graduate Follow-up Survey Summary of Results (page 4/5) Satisfaction and Program Benefits



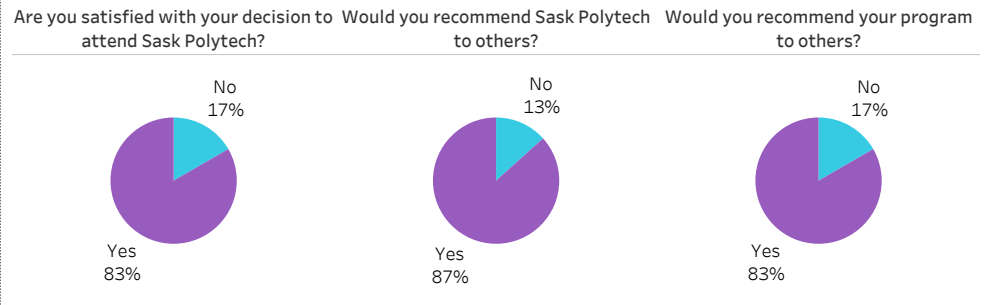
Click on button to RESET Filters

Number of Respondents 30	School: Business Program: Business Credential: Certificate Admin Campus: Moose Jaw Base/CE: Con Ed - Sask Polytech Delivered Indigenous: Non-Indigenous
---	---

Level of Satisfaction	Very Satisfied & Somewhat Satisfied	Very satisfied Somewhat satisfied Very dissatisfied Somewhat dissatisfied	Not sure	Program Benefits	A Great Extent & Some Extent	Not sure No extent at all Some extent A great extent
-----------------------	-------------------------------------	--	----------	------------------	------------------------------	---



Satisfaction with Sask Polytech



Institutional Research and Analysis

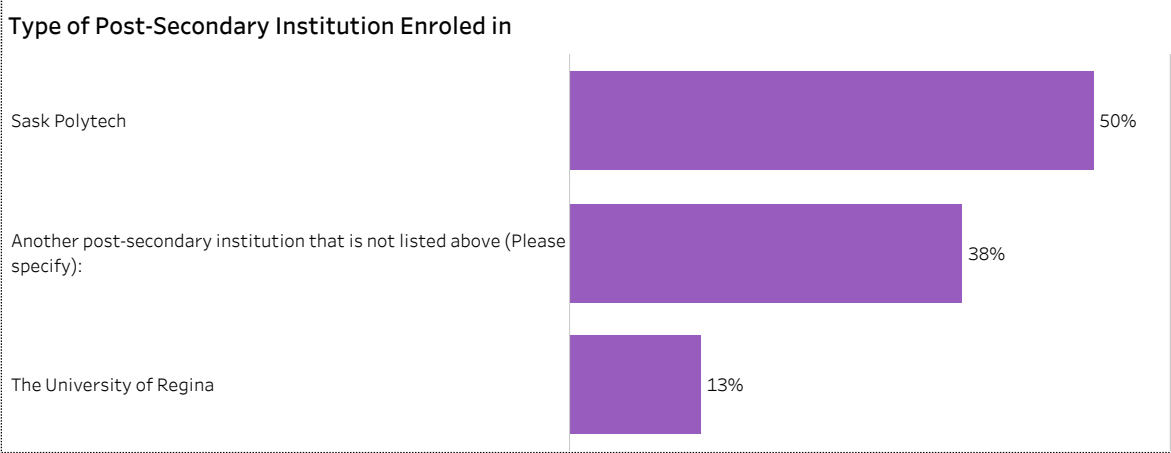
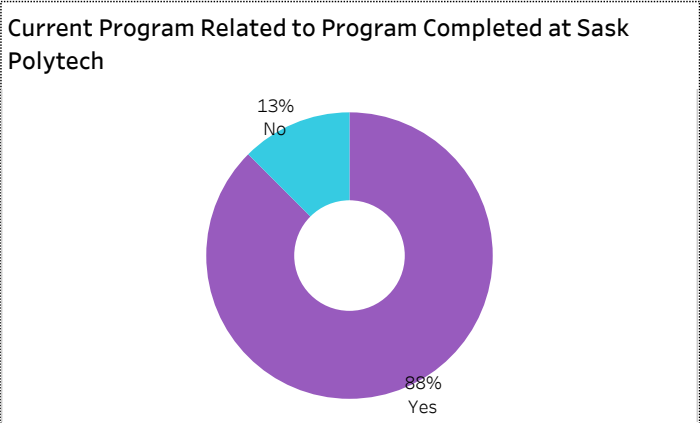
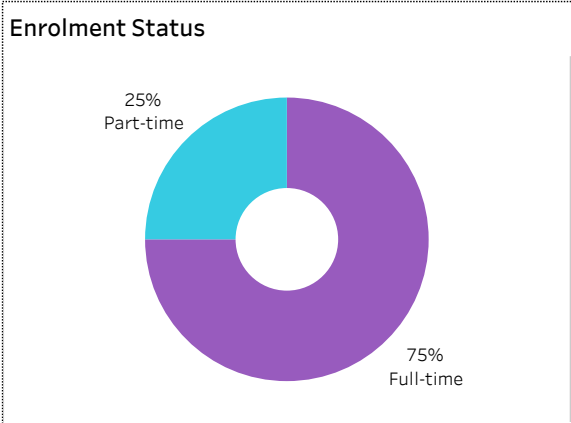
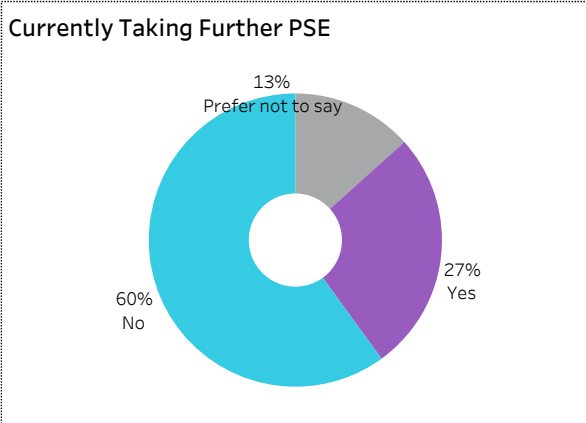


2019-20 Graduate Follow-up Survey Summary of Results (page 5/5) Further Post-Secondary Education



[Click on button to RESET Filters](#)

Number of Respondents: **30**
School: **Business** | Program: **Business** | Credential: **Certificate** | Admin Campus: **Moose Jaw** | Base/CE: **Con Ed - Sask Polytech Delivered** | Indigenous: **Non-Indigenous**



Among the students who pursued further education, 25% indicated the program was not related to the one they completed at Sask Polytech. Common reasons cited by the graduates who were studying in an unrelated field were to be able to change career choice, to have more/better career choices, and difficulty of finding employment in their previous field of study.

Institutional Research and Analysis



2019-20 Graduate Follow-up Survey Summary of Results (page 1/5) Respondent Profile

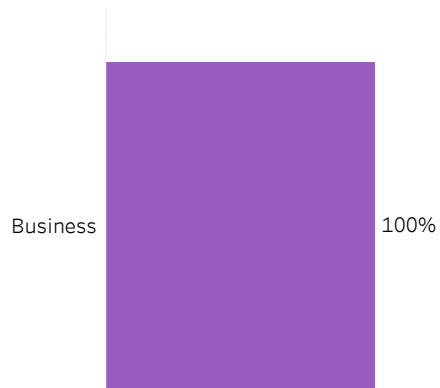


[Click on button to RESET Filters](#)

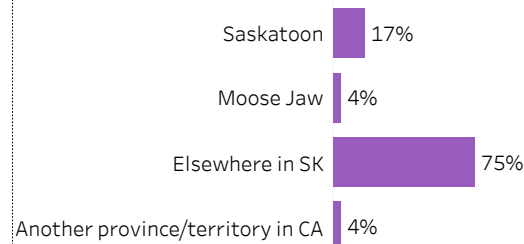
Number of Respondents
24

School: **Business** | Program: **Business** | Credential: **Certificate** | Admin Campus: **Moose Jaw** | Base/CE: **Con Ed - Brokered** | Indigenous: **All**

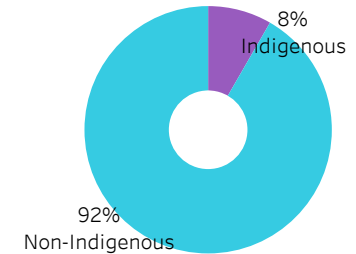
School



Location of Current Residence



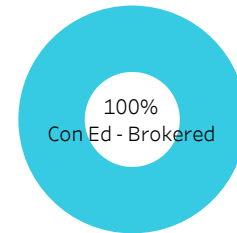
Indigenous Status




Credentials



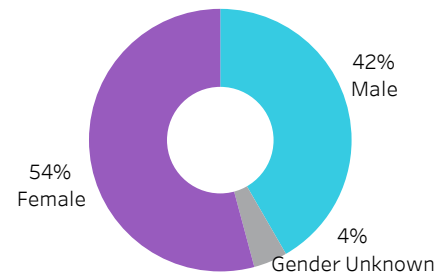
Base/CE



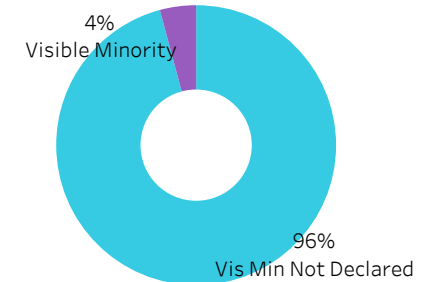
Disability



Gender



Visible Minority





2019-20 Graduate Follow-up Survey Summary of Results (page 2/5) Graduate Employment



[Click on button to RESET Filters](#)

Number of Respondents
24

School: **Business** | Program: **Business** | Credential: **Certificate** | Admin Campus: **Moose Jaw** | Base/CE: **Con Ed - Brokered** | Indigenous: **All**

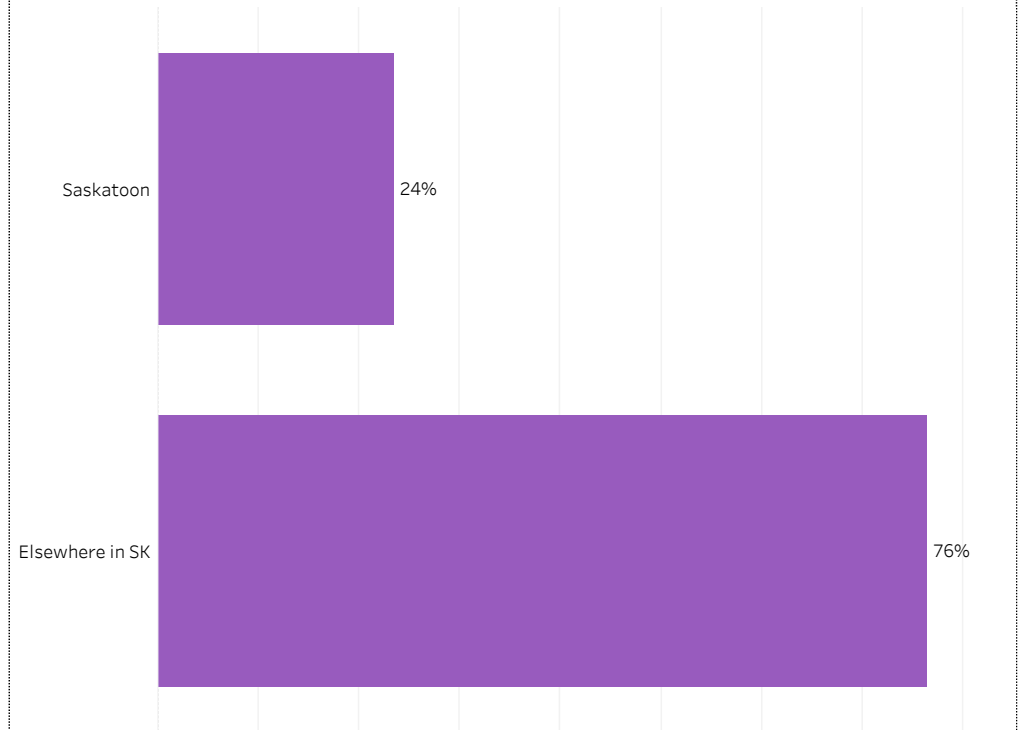
Overall Employment Rate

#Available Workforce	# of Grads Employed	Employment Rate	# of Fulltime Employed Grads	Full-time Employment Rate
18	17	94%	15	83%

Training Related (TR) Employment

#Available Workforce	# of TR Employed Grads	TR Employment Rate	# of Fulltime TR Employed Grads	Full-time Training Related Employment Rate
18	9	50%	8	44%

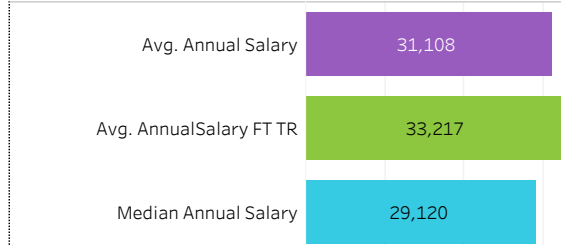
Location of Employment



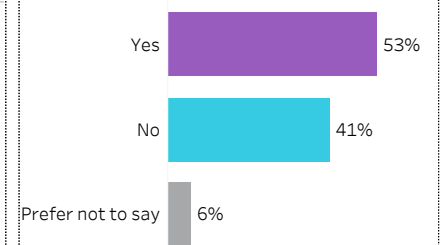
Average Salaries by Location of Employment



Average/Median Salary



Relatedness of Job to Training



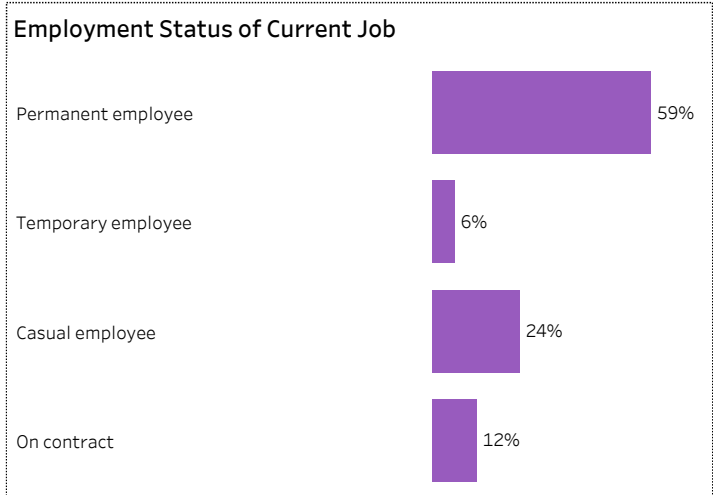
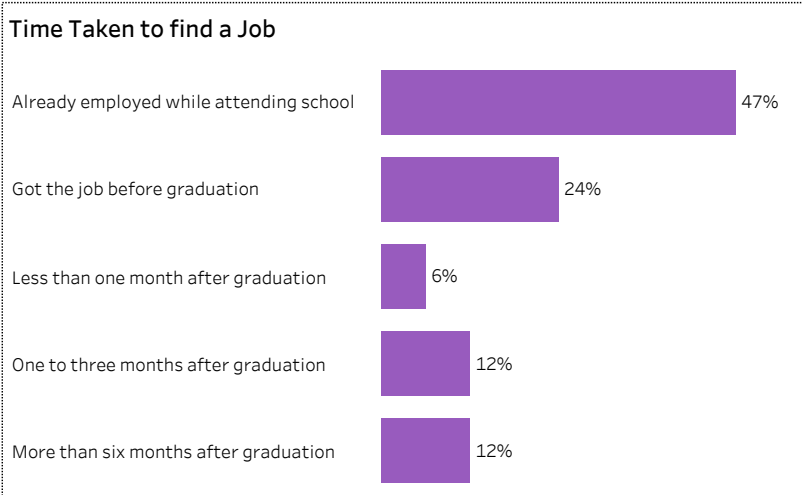
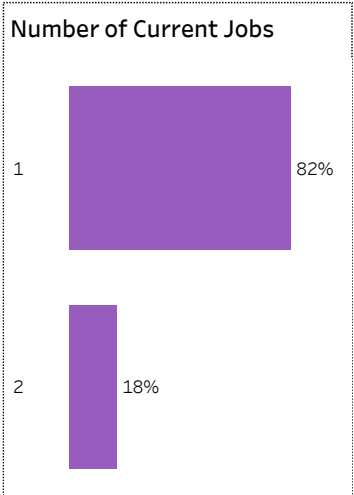

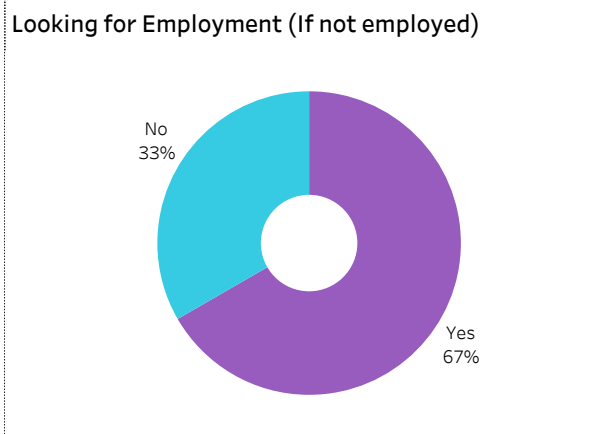
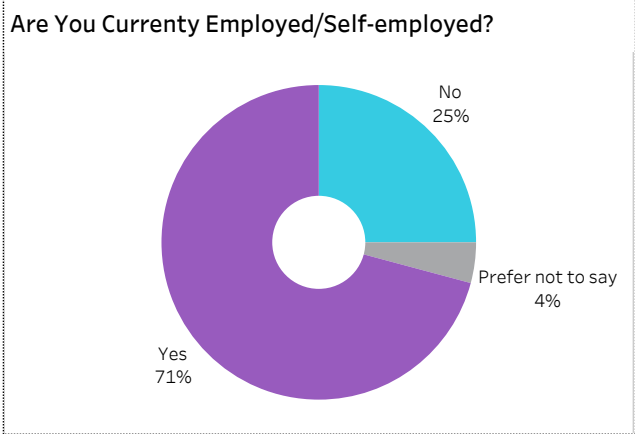


2019-20 Graduate Follow-up Survey Summary of Results (page 3/5) Graduate Employment (continued)



[Click on button to RESET Filters](#)

Number of Respondents **24** | School: **Business** | Program: **Business** | Credential: **Certificate** | Admin Campus: **Moose Jaw** | Base/CE: **Con Ed - Brokered** | Indigenous: **All**





2019-20 Graduate Follow-up Survey Summary of Results (page 4/5) Satisfaction and Program Benefits



Click on button to RESET Filters

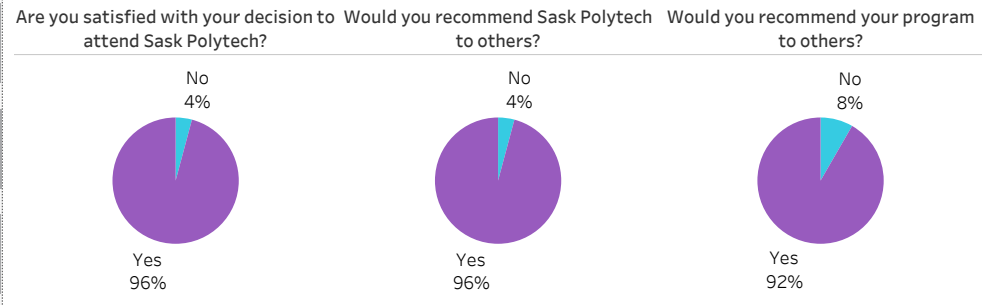
Number of Respondents 24	School: Business Program: Business Credential: Certificate Admin Campus: Moose Jaw Base/CE: Con Ed - Brokered Indigenous: All
------------------------------------	--

Level of Satisfaction	Very Satisfied & Somewhat Satisfied	Very satisfied Somewhat satisfied Somewhat dissatisfied Not sure	Program Benefits	A Great Extent & Some Extent	Not sure No extent at all Some extent A great extent
-----------------------	-------------------------------------	---	------------------	------------------------------	---

Educational experience at Sask Polytech	100%	58% Very satisfied, 42% Somewhat satisfied
Program	100%	54% Very satisfied, 46% Somewhat satisfied
Instruction delivered	96%	46% Very satisfied, 50% Somewhat satisfied, 4% Not sure
Relevance of your program to your field of employment	88%	46% Very satisfied, 42% Somewhat satisfied, 8% Somewhat dissatisfied, 8% Not sure
Student support services	83%	58% Very satisfied, 25% Somewhat satisfied, 13% Somewhat dissatisfied, 4% Not sure
Campus facilities	79%	50% Very satisfied, 29% Somewhat satisfied, 8% Somewhat dissatisfied, 13% Not sure
Campus activities	67%	42% Very satisfied, 25% Somewhat satisfied, 8% Somewhat dissatisfied, 25% Not sure

Skills and knowledge relevant in the workplace	88%	54% A great extent, 33% Some extent, 13% Not sure
Improved employment opportunities	83%	46% A great extent, 38% Some extent, 8% No extent at all, 8% Not sure
Improved earning potential	79%	38% A great extent, 42% Some extent, 13% No extent at all, 8% Not sure

Satisfaction with Sask Polytech



Institutional Research and Analysis

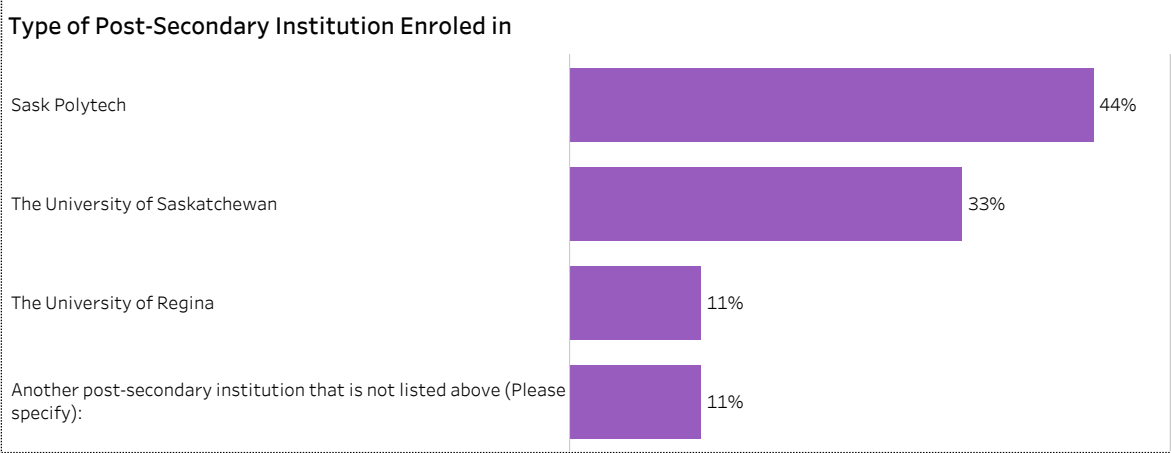
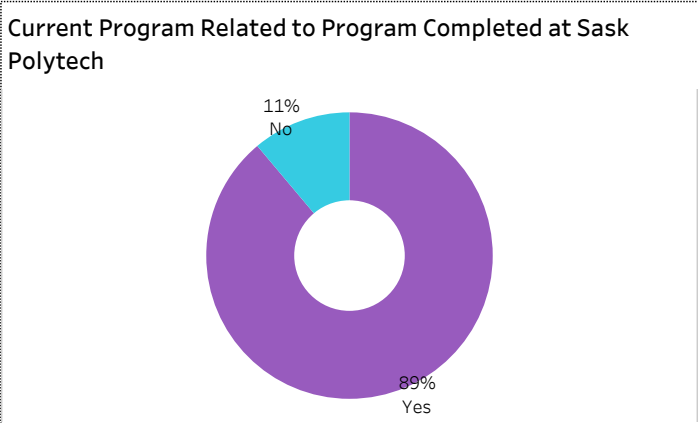
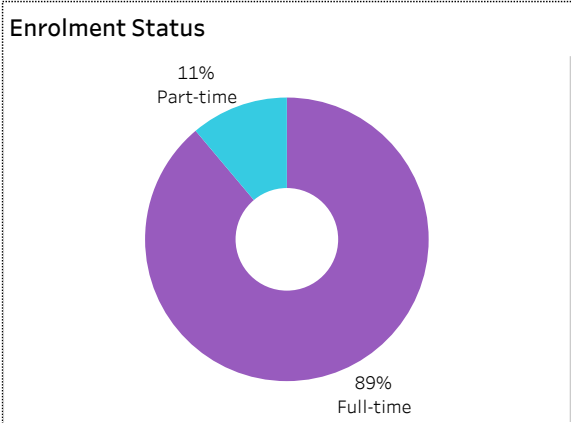
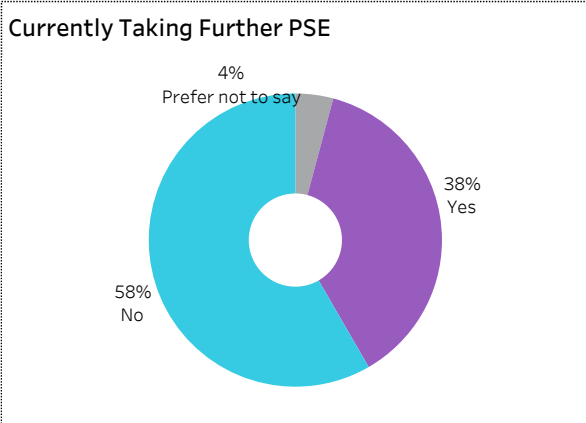


2019-20 Graduate Follow-up Survey Summary of Results (page 5/5) Further Post-Secondary Education



[Click on button to RESET Filters](#)

Number of Respondents: **24** | School: **Business** | Program: **Business** | Credential: **Certificate** | Admin Campus: **Moose Jaw** | Base/CE: **Con Ed - Brokered** | Indigenous: **All**



Among the students who pursued further education, 25% indicated the program was not related to the one they completed at Sask Polytech. Common reasons cited by the graduates who were studying in an unrelated field were to be able to change career choice, to have more/better career choices, and difficulty of finding employment in their previous field of study.

Institutional Research and Analysis

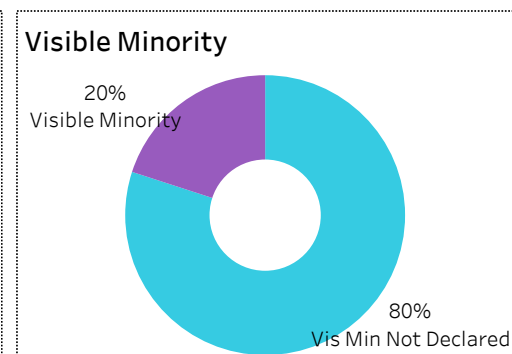
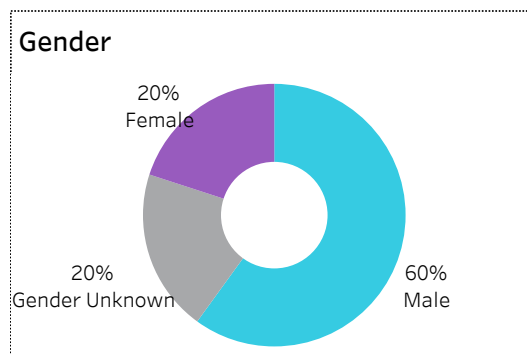
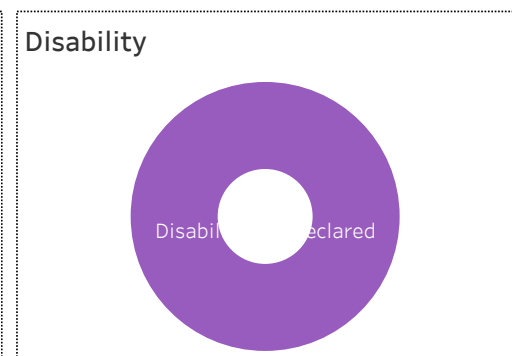

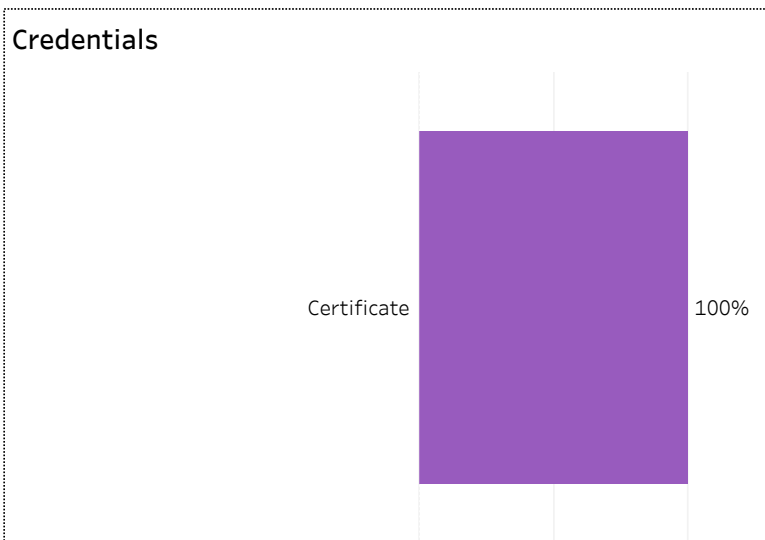
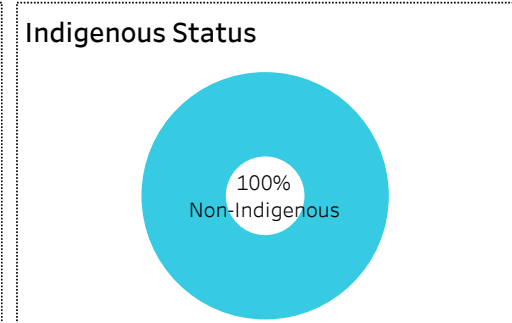
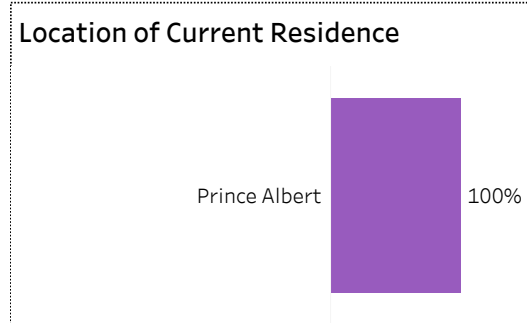



2019-20 Graduate Follow-up Survey Summary of Results (page 1/5) Respondent Profile



[Click on button to RESET Filters](#)

Number of Respondents: **5**
School: **Business** | Program: **Business** | Credential: **Certificate** | Admin Campus: **Prince Albert** | Base/CE: **Base** | Indigenous: **Non-Indigenous**





2019-20 Graduate Follow-up Survey Summary of Results (page 2/5) Graduate Employment



[Click on button to RESET Filters](#)

Number of Respondents
5

School: **Business** | Program: **Business** | Credential: **Certificate** | Admin Campus: **Prince Albert** | Base/CE: **Base** | Indigenous: **Non-Indigenous**

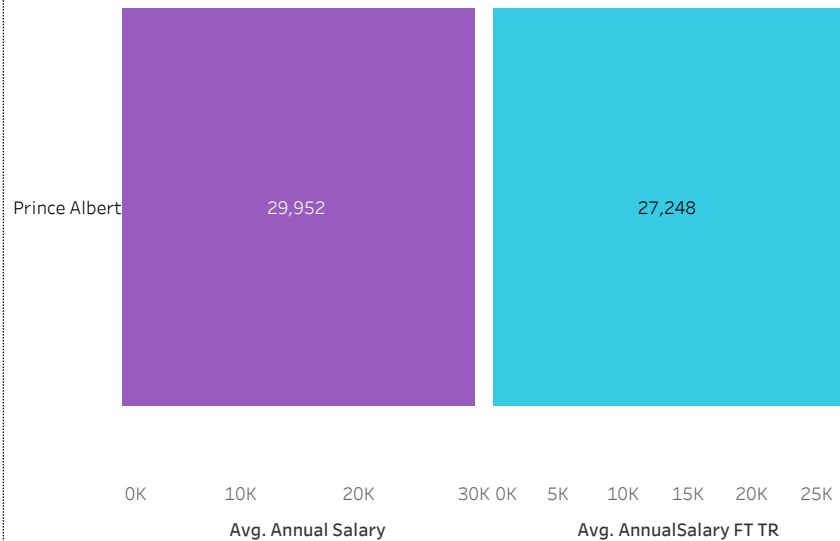
Overall Employment Rate

#Available Workforce	# of Grads Employed	Employment Rate	# of Fulltime Employed Grads	Full-time Employment Rate
5	5	100%	4	80%

Training Related (TR) Employment

#Available Workforce	# of TR Employed Grads	TR Employment Rate	# of Fulltime TR Employed Grads	Full-time Training Related Employment Rate
5	2	40%	2	40%

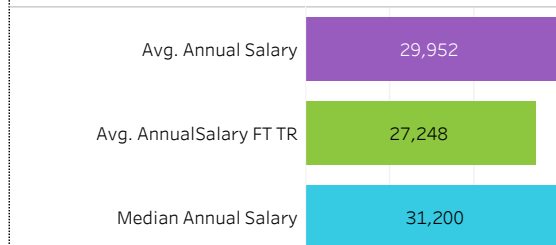
Average Salaries by Location of Employment



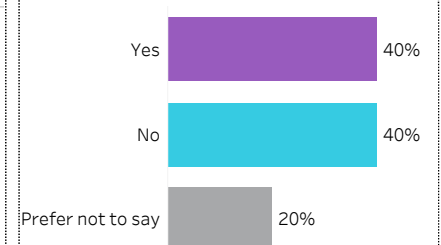
Location of Employment



Average/Median Salary



Relatedness of Job to Training

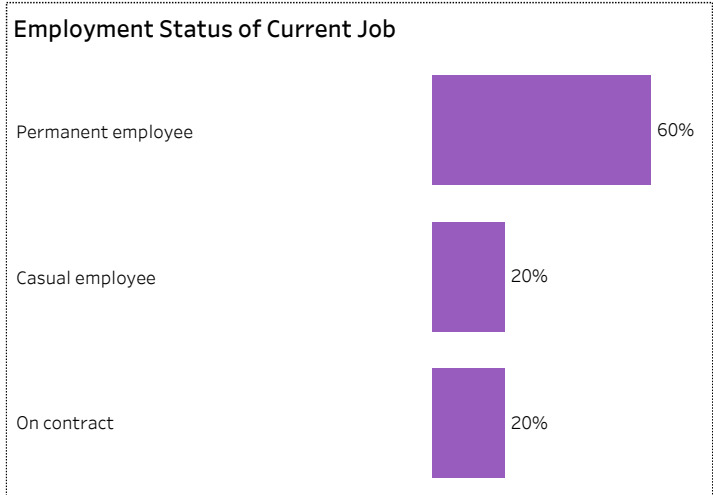
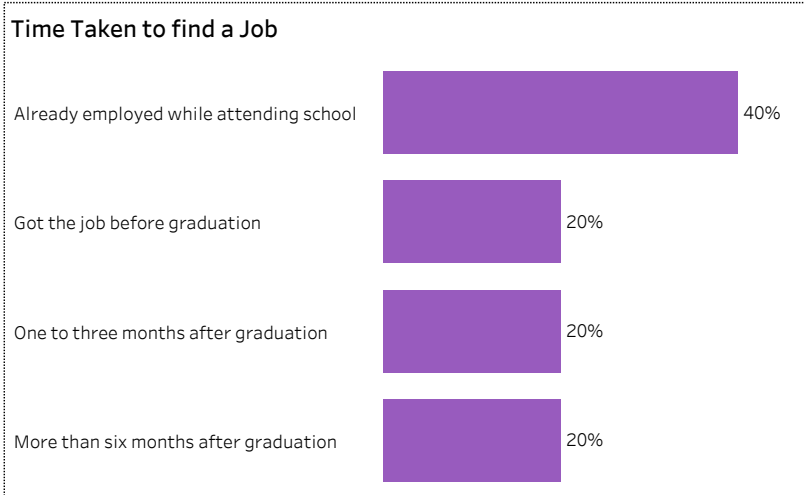
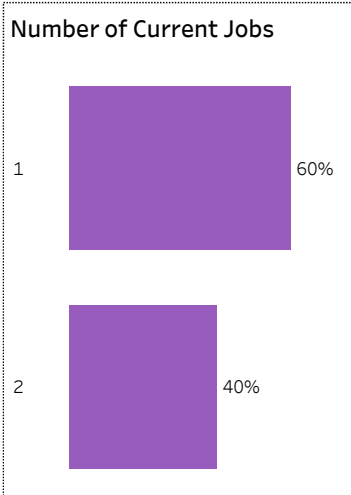

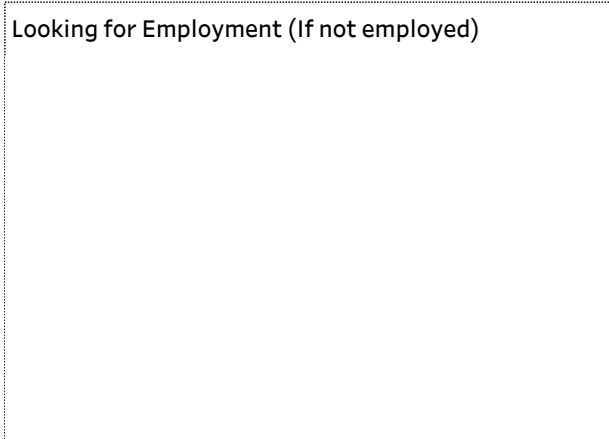
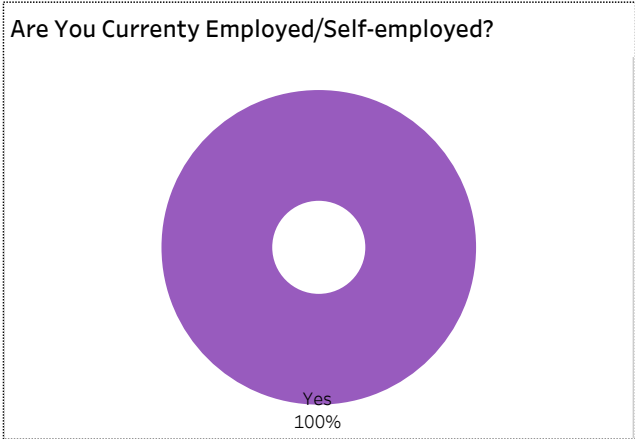




2019-20 Graduate Follow-up Survey Summary of Results (page 3/5) Graduate Employment (continued)



Number of Respondents: **5**
School: **Business** | Program: **Business** | Credential: **Certificate** | Admin Campus: **Prince Albert** | Base/CE: **Base** | Indigenous: **Non-Indigenous**





2019-20 Graduate Follow-up Survey Summary of Results (page 4/5) Satisfaction and Program Benefits



[Click on button to RESET Filters](#)

Number of Respondents 5	School: Business Program: Business Credential: Certificate Admin Campus: Prince Albert Base/CE: Base Indigenous: Non-Indigenous
-----------------------------------	---

Level of Satisfaction	Very Satisfied & Somewhat Satisfied	Very satisfied	Somewhat satisfied	Somewhat dissatisfied	Not sure	Program Benefits	A Great Extent & Some Extent	Not applicable	Not sure	Some extent	A great extent
-----------------------	-------------------------------------	----------------	--------------------	-----------------------	----------	------------------	------------------------------	----------------	----------	-------------	----------------

Campus activities	100%	60%	40%		
Instruction delivered	100%	80%	20%		
Educational experience at Sask Polytech	100%	60%	40%		
Program	100%	60%	40%		
Campus facilities	80%	40%	40%	20%	
Relevance of your program to your field of employment	80%	40%	40%	20%	
Student support services	80%	40%	40%	20%	

	A Great Extent & Some Extent		
Skills and knowledge relevant in the workplace	100%	80%	20%
Improved earning potential	60%	60%	20%
Improved employment opportunities	60%	40%	20%

Satisfaction with Sask Polytech

Are you satisfied with your decision to attend Sask Polytech? Would you recommend Sask Polytech to others? Would you recommend your program to others?



Yes
100%



Yes
100%



Yes
100%

Institutional Research and Analysis

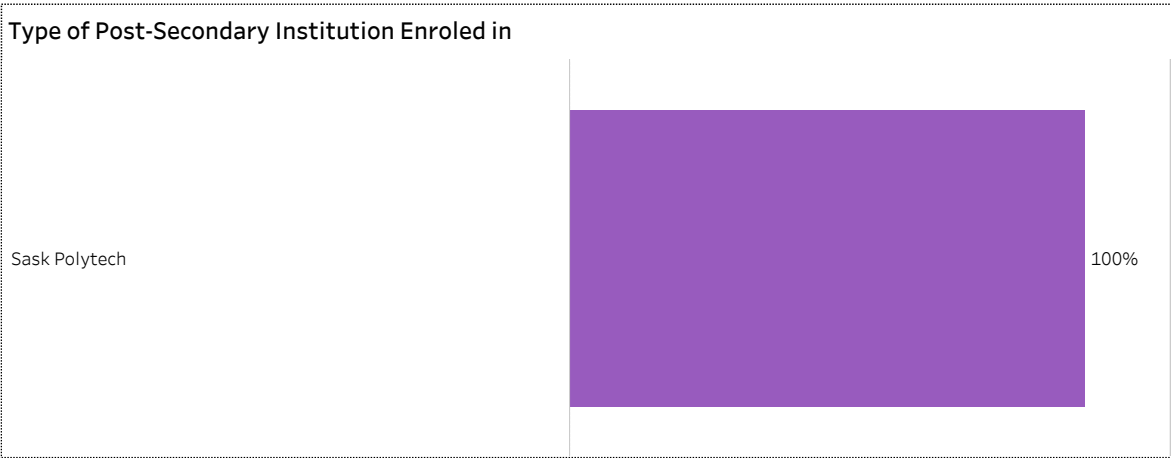
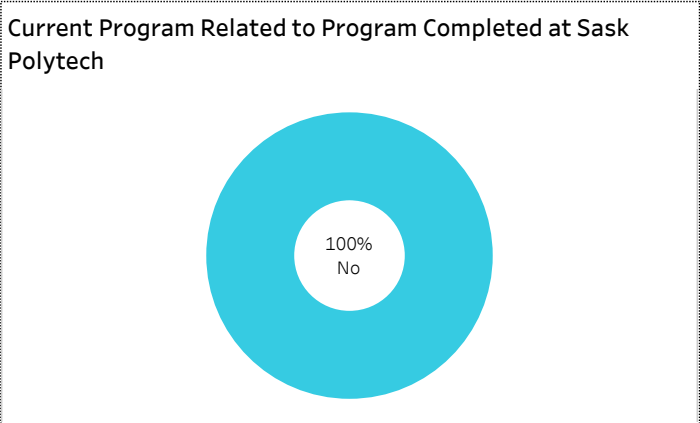
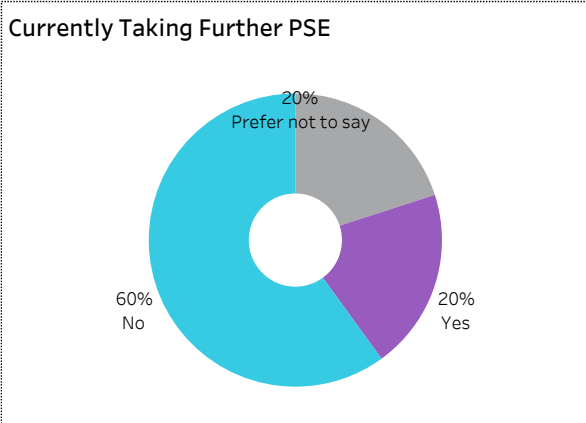


2019-20 Graduate Follow-up Survey Summary of Results (page 5/5) Further Post-Secondary Education



[Click on button to RESET Filters](#)

Number of Respondents: **5** | School: **Business** | Program: **Business** | Credential: **Certificate** | Admin Campus: **Prince Albert** | Base/CE: **Base** | Indigenous: **Non-Indigenous**



Among the students who pursued further education, 25% indicated the program was not related to the one they completed at Sask Polytech. Common reasons cited by the graduates who were studying in an unrelated field were to be able to change career choice, to have more/better career choices, and difficulty of finding employment in their previous field of study.

Institutional Research and Analysis

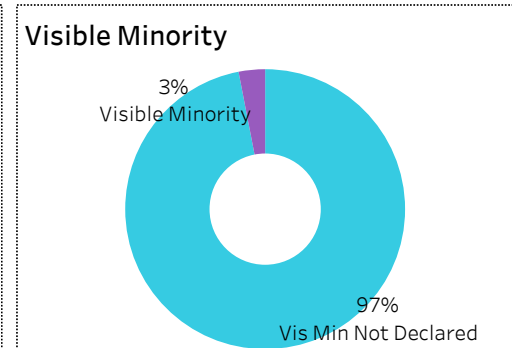
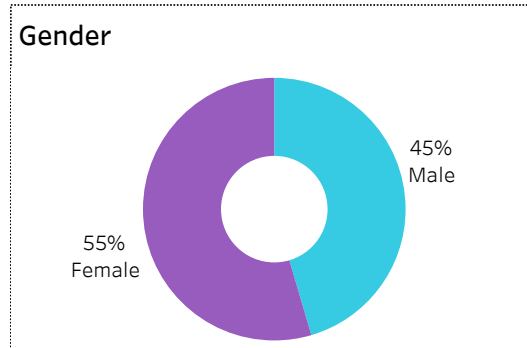
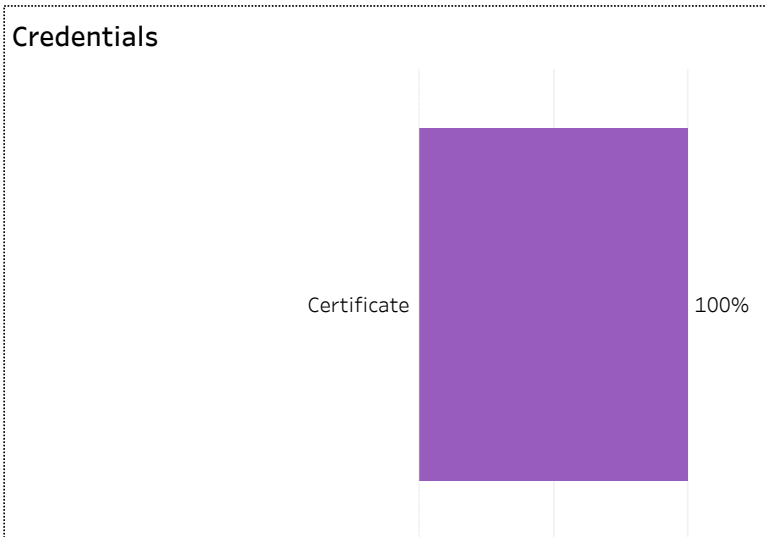
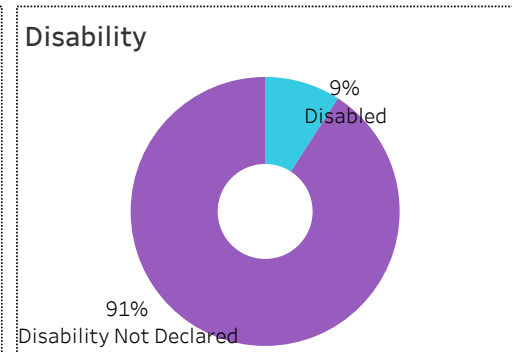

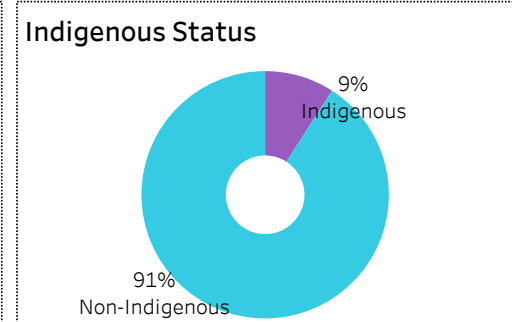
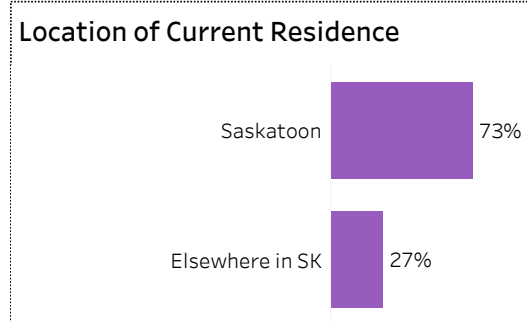
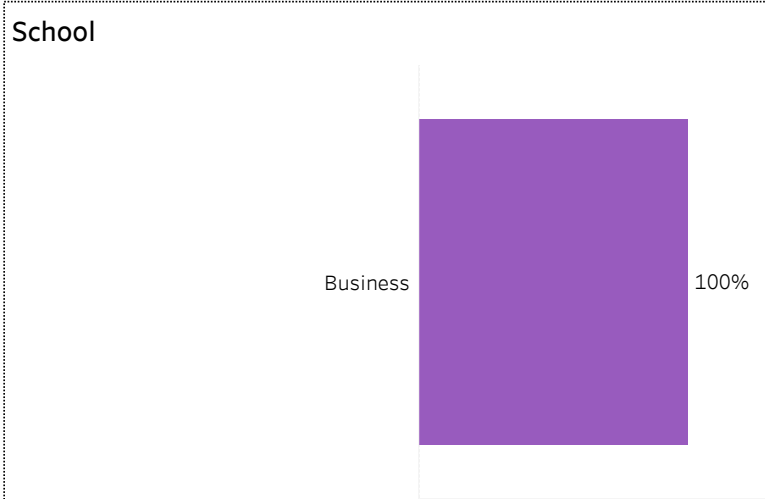


2019-20 Graduate Follow-up Survey Summary of Results (page 1/5) Respondent Profile



[Click on button to RESET Filters](#)

Number of Respondents: **33**
School: **Business** | Program: **Business** | Credential: **Certificate** | Admin Campus: **Saskatoon** | Base/CE: **Base** |
Indigenous: **All**





2019-20 Graduate Follow-up Survey Summary of Results (page 2/5) Graduate Employment



[Click on button to RESET Filters](#)

Number of Respondents
33

School: **Business** | Program: **Business** | Credential: **Certificate** | Admin Campus: **Saskatoon** | Base/CE: **Base** | Indigenous: **All**

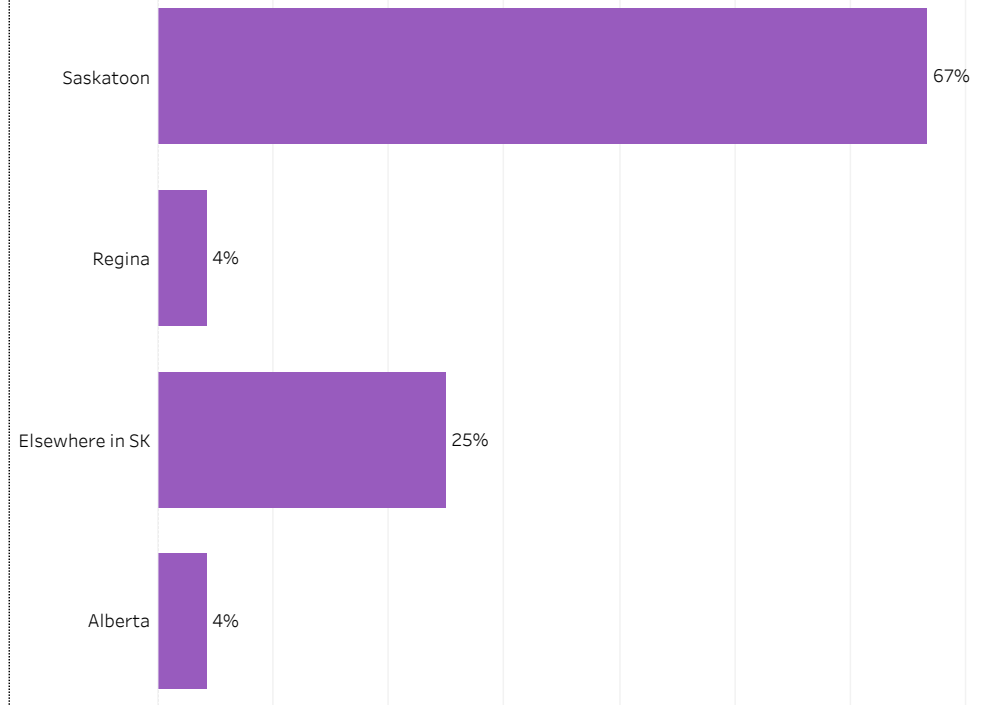
Overall Employment Rate

#Available Workforce	# of Grads Employed	Employment Rate	# of Fulltime Employed Grads	Full-time Employment Rate
27	24	89%	18	67%

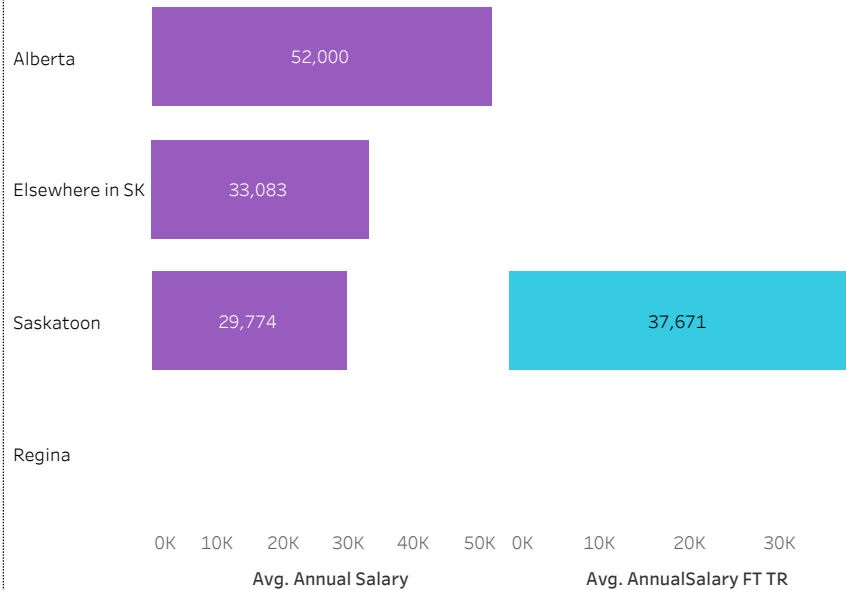
Training Related (TR) Employment

#Available Workforce	# of TR Employed Grads	TR Employment Rate	# of Fulltime TR Employed Grads	Full-time Training Related Employment Rate
27	12	44%	9	33%

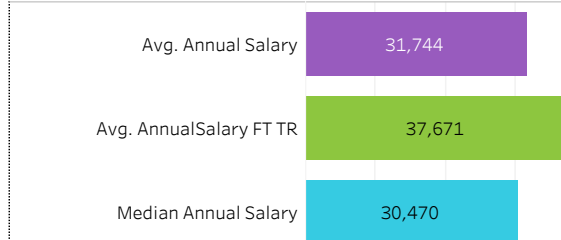
Location of Employment



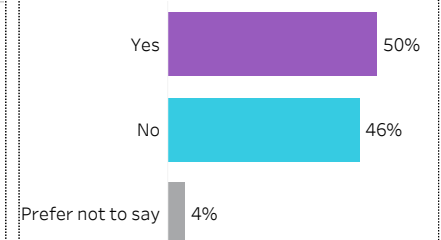
Average Salaries by Location of Employment



Average/Median Salary



Relatedness of Job to Training



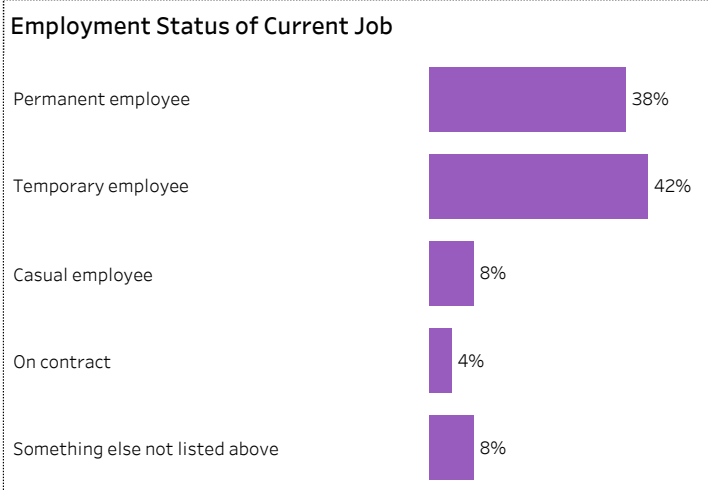
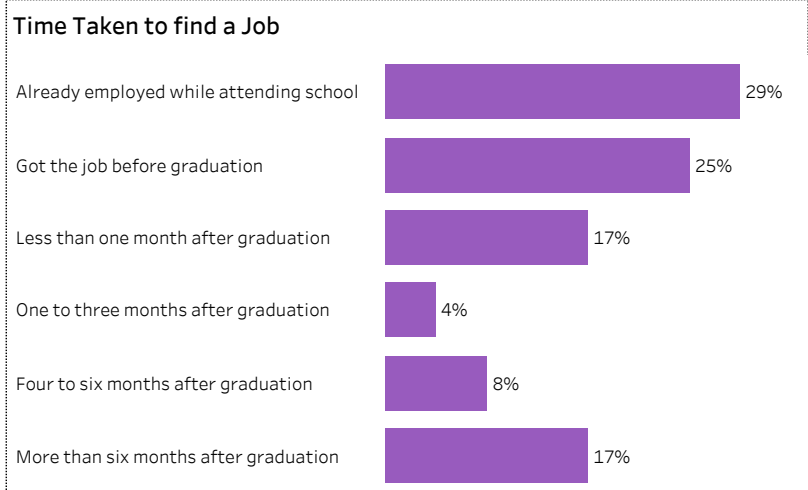
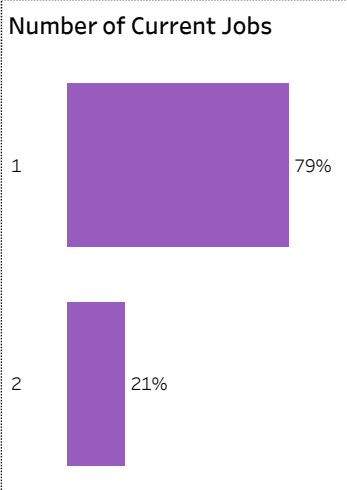
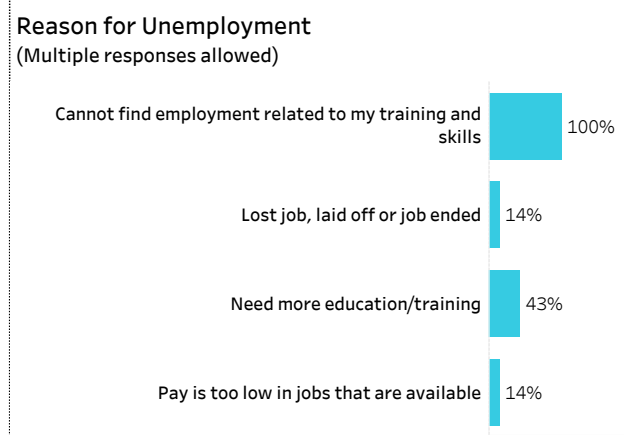
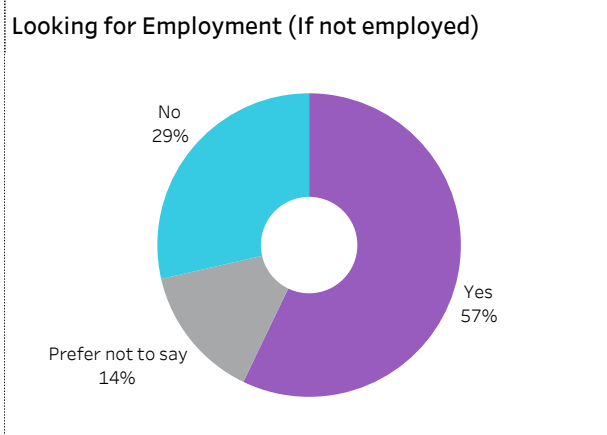
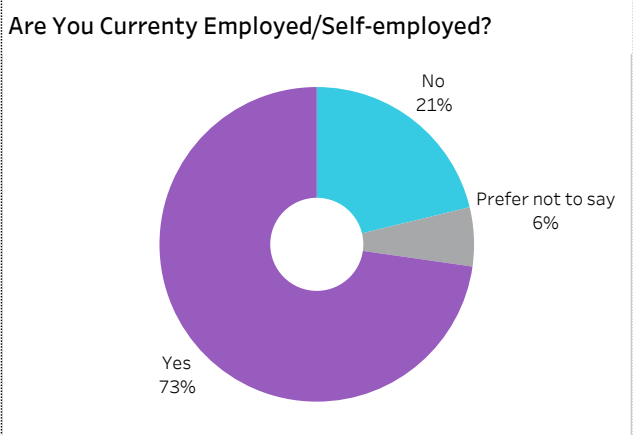


2019-20 Graduate Follow-up Survey Summary of Results (page 3/5) Graduate Employment (continued)



[Click on button to RESET Filters](#)

Number of Respondents **33** | School: **Business** | Program: **Business** | Credential: **Certificate** | Admin Campus: **Saskatoon** | Base/CE: **Base** | Indigenous: **All**





2019-20 Graduate Follow-up Survey Summary of Results (page 4/5) Satisfaction and Program Benefits



[Click on button to RESET Filters](#)

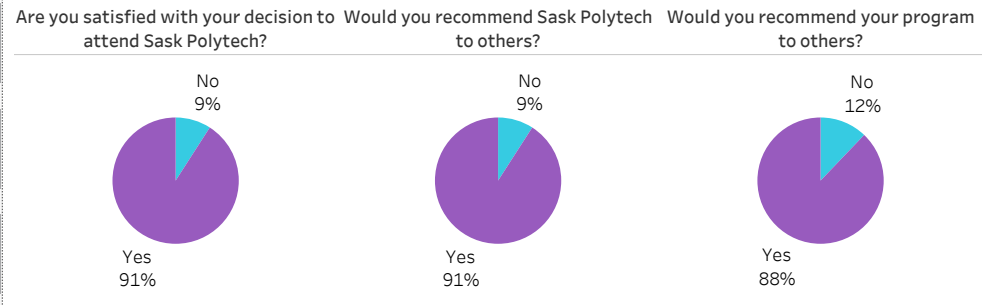
Number of Respondents 33	School: Business Program: Business Credential: Certificate Admin Campus: Saskatoon Base/CE: Base Indigenous: All
---	--

Level of Satisfaction	Very Satisfied & Somewhat Satisfied	Very satisfied Somewhat satisfied Very dissatisfied Somewhat dissatisfied	Program Benefits	A Great Extent & Some Extent	A great extent Some extent No extent at all Not sure
------------------------------	-------------------------------------	--	-------------------------	------------------------------	---

Category	Response Rate	Very satisfied	Somewhat satisfied	Very dissatisfied	Somewhat dissatisfied	Not sure
Instruction delivered	91%	55%	36%	6%		
Educational experience at Sask Polytech	91%	58%	33%	6%		
Program	91%	61%	30%			
Campus facilities	88%	52%	36%	6%		
Relevance of your program to your field of employment	88%	45%	42%	6%		6%
Student support services	82%	48%	33%	9%		9%
Campus activities	76%	21%	55%			18%

Benefit	Response Rate	A great extent	Some extent	No extent at all	Not sure
Skills and knowledge relevant in the workplace	85%	36%	48%	9%	
Improved employment opportunities	79%	39%	39%	12%	9%
Improved earning potential	76%	45%	30%	12%	12%

Satisfaction with Sask Polytech



Institutional Research and Analysis

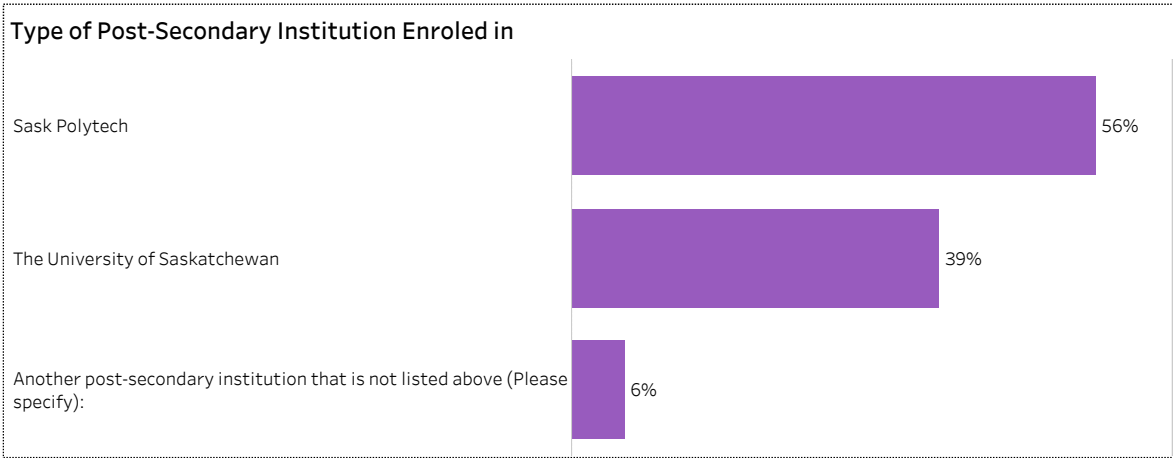
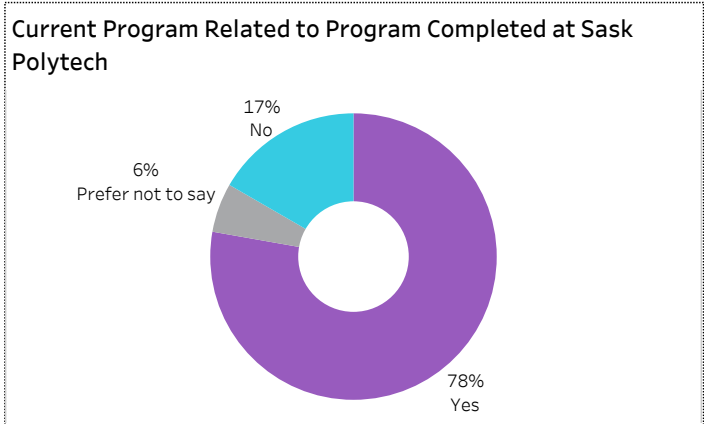
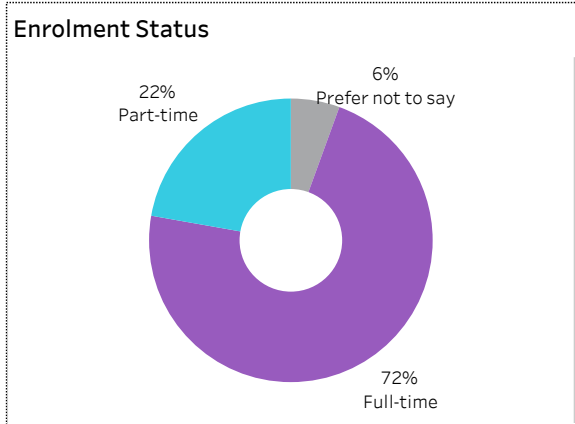
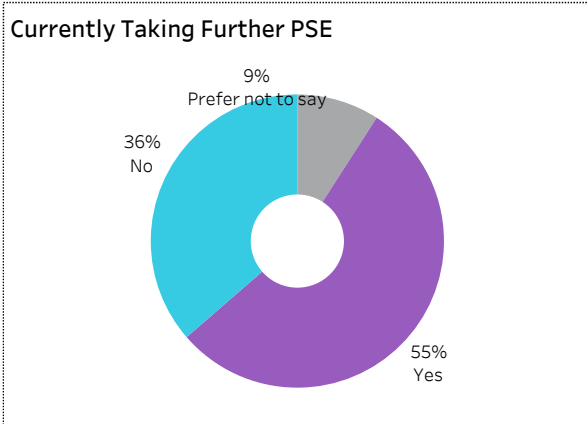


2019-20 Graduate Follow-up Survey Summary of Results (page 5/5) Further Post-Secondary Education



[Click on button to RESET Filters](#)

Number of Respondents: **33** | School: **Business** | Program: **Business** | Credential: **Certificate** | Admin Campus: **Saskatoon** | Base/CE: **Base** | Indigenous: **All**



Among the students who pursued further education, 25% indicated the program was not related to the one they completed at Sask Polytech. Common reasons cited by the graduates who were studying in an unrelated field were to be able to change career choice, to have more/better career choices, and difficulty of finding employment in their previous field of study.

Institutional Research and Analysis



2019-20 Graduate Follow-up Survey Summary of Results (page 1/5) Respondent Profile

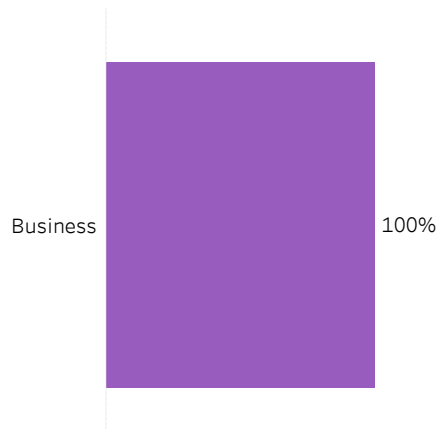


[Click on button to RESET Filters](#)

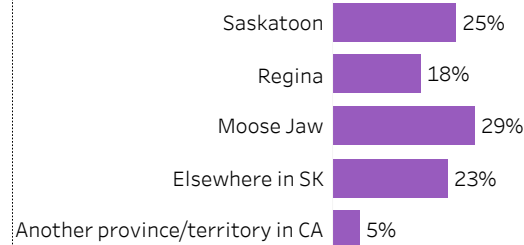
Number of Respondents
56

School: **Business** | Program: **Business** | Credential: **Diploma** | Admin Campus: **Moose Jaw** | Base/CE: **Base** |
Indigenous: **All**

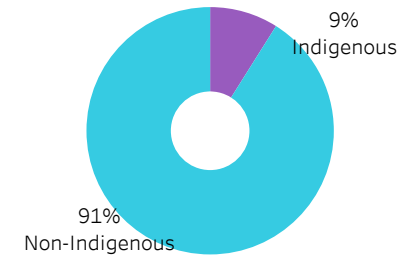
School



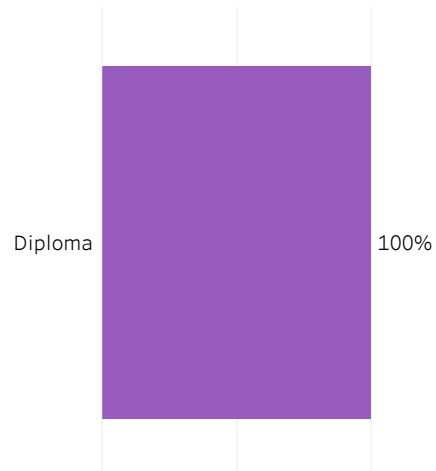
Location of Current Residence



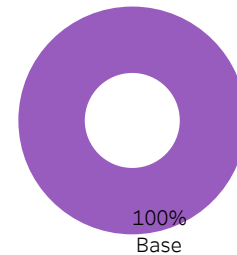
Indigenous Status



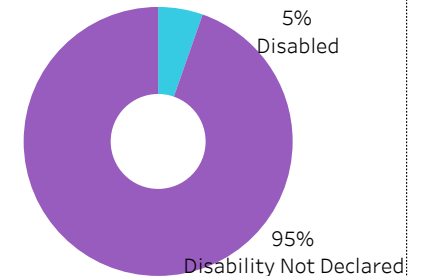
Credentials



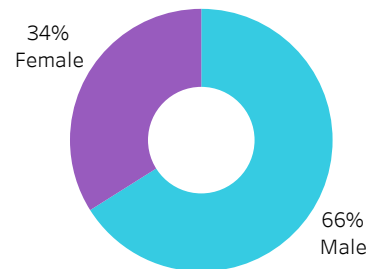
Base/CE



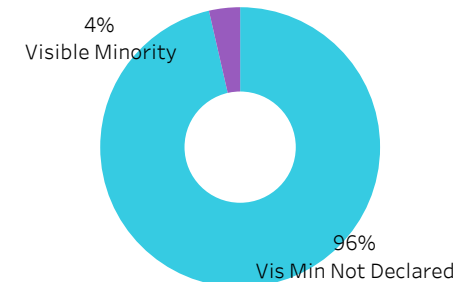
Disability



Gender



Visible Minority





2019-20 Graduate Follow-up Survey Summary of Results (page 2/5) Graduate Employment



[Click on button to RESET Filters](#)

Number of Respondents
56

School: **Business** | Program: **Business** | Credential: **Diploma** | Admin Campus: **Moose Jaw** | Base/CE: **Base** | Indigenous: **All**

Overall Employment Rate

#Available Workforce	# of Grads Employed	Employment Rate	# of Fulltime Employed Grads	Full-time Employment Rate
48	46	96%	42	88%

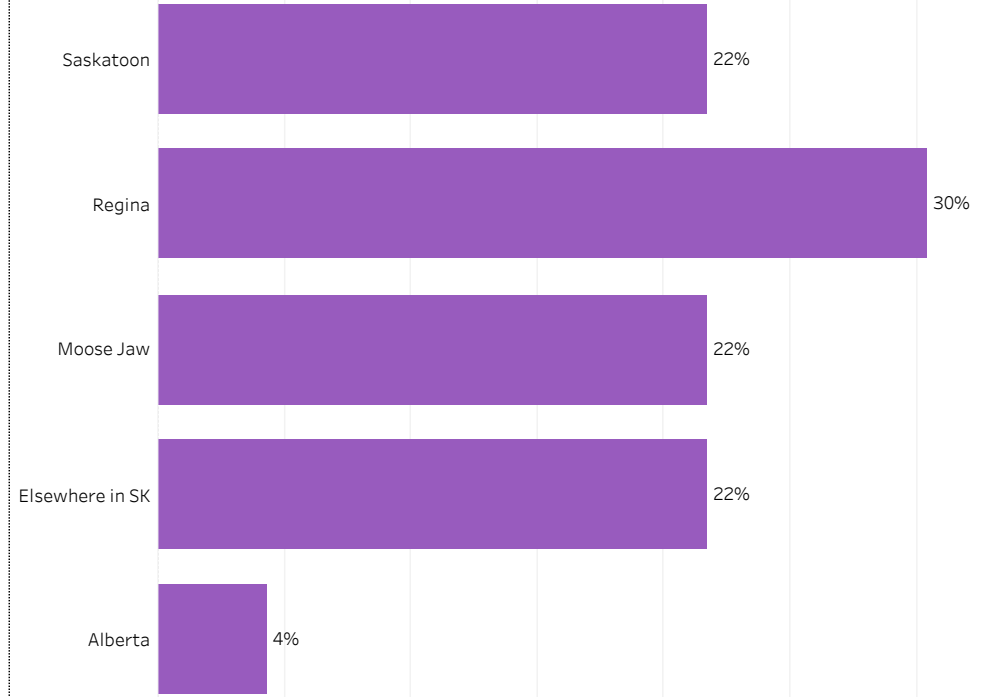
Training Related (TR) Employment

#Available Workforce	# of TR Employed Grads	TR Employment Rate	# of Fulltime TR Employed Grads	Full-time TR Employment Rate
48	31	65%	30	63%


Average Salaries by Location of Employment



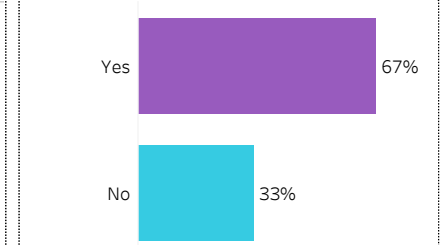
Location of Employment



Average/Median Salary



Relatedness of Job to Training



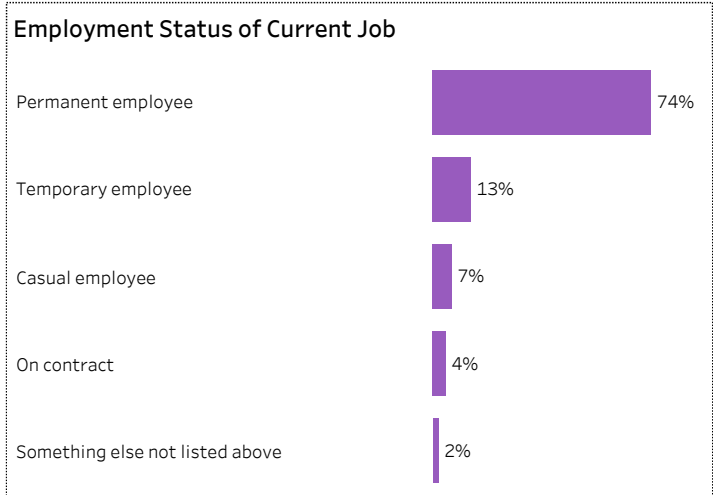
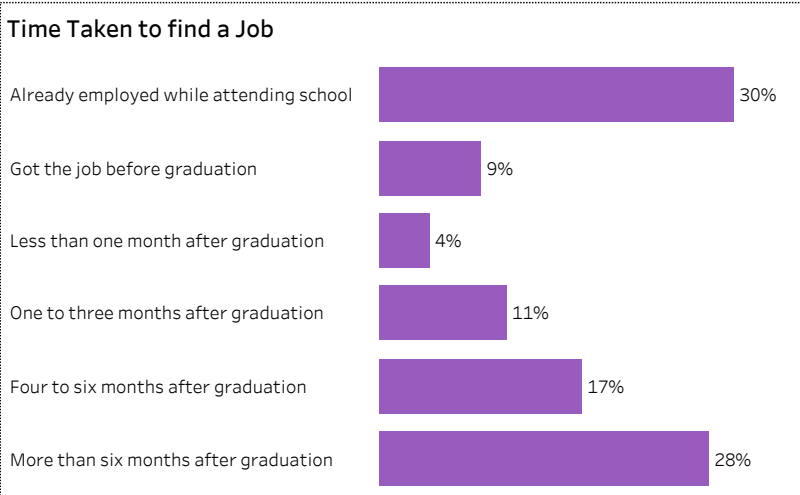
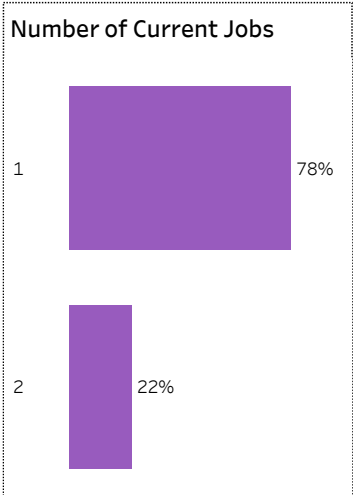

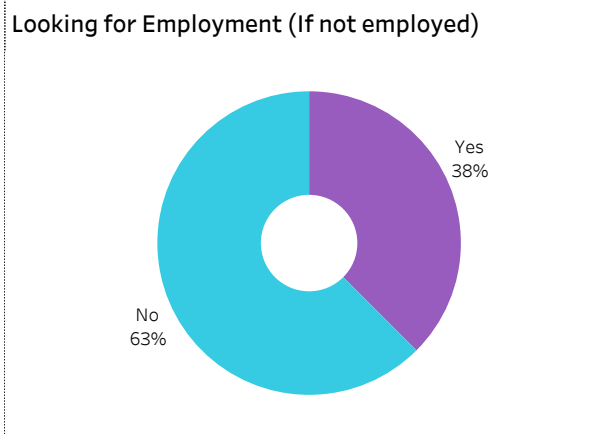
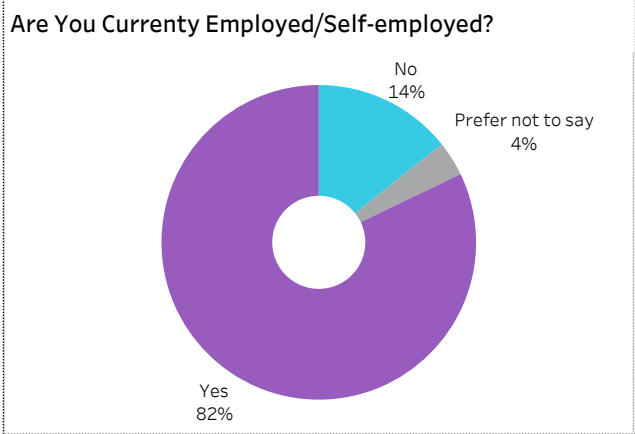


2019-20 Graduate Follow-up Survey Summary of Results (page 3/5) Graduate Employment (continued)



[Click on button to RESET Filters](#)

Number of Respondents **56** | School: **Business** | Program: **Business** | Credential: **Diploma** | Admin Campus: **Moose Jaw** | Base/CE: **Base** | Indigenous: **All**





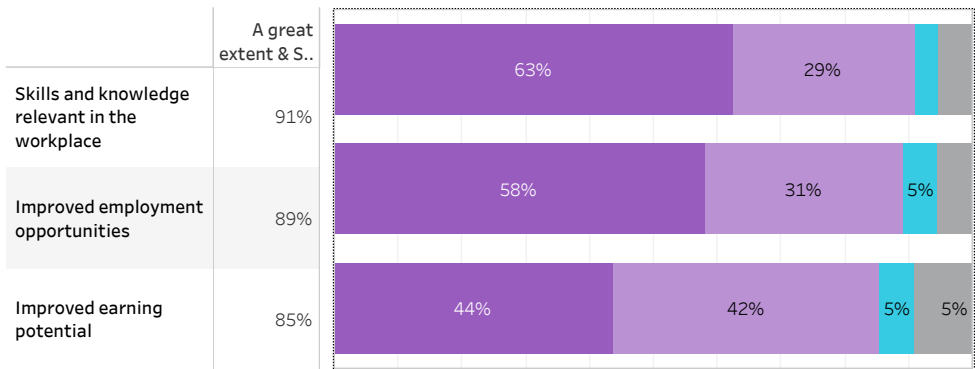
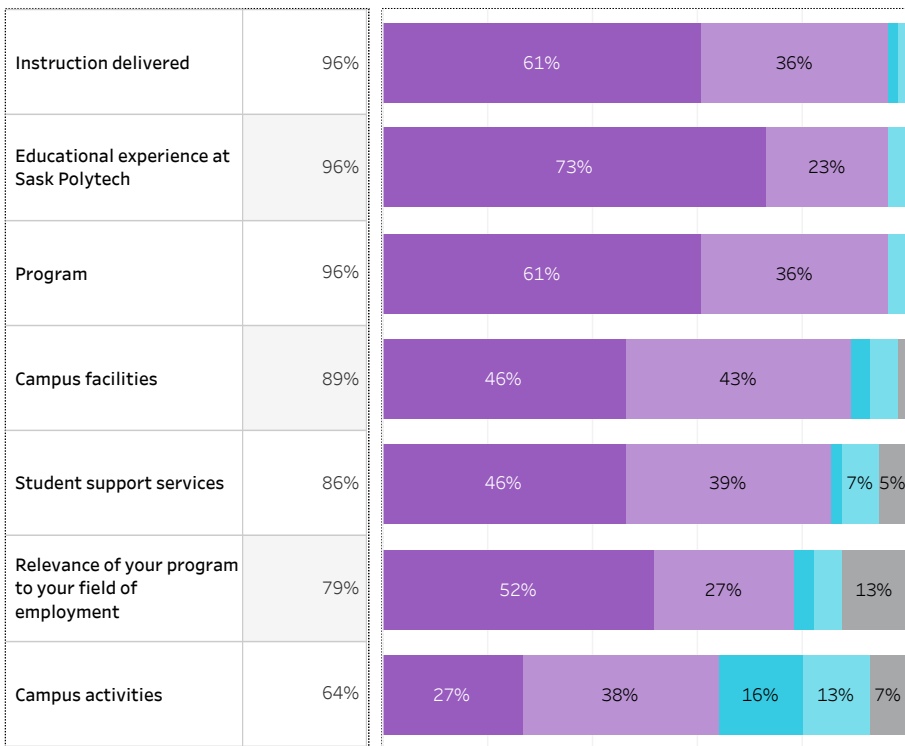
2019-20 Graduate Follow-up Survey Summary of Results (page 4/5) Satisfaction and Program Benefits



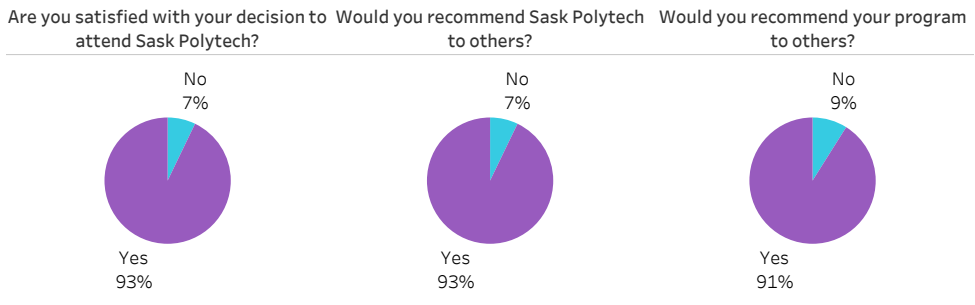
Click on button to RESET Filters

Number of Respondents 56	School: Business Program: Business Credential: Diploma Admin Campus: Moose Jaw Base/CE: Base Indigenous: All
------------------------------------	--

Level of Satisfaction	Very Satisfied & Somewhat Satisfied	Very Satisfied	Somewhat satisfied	Very dissatisfied	Somewhat dissatisfied	Not sure	Program Benefits	A Great Extent & Some Extent	A Great extent	Some extent	No extent at all	Not sure	Not applicable
-----------------------	-------------------------------------	----------------	--------------------	-------------------	-----------------------	----------	------------------	------------------------------	----------------	-------------	------------------	----------	----------------



Satisfaction with Sask Polytech



Institutional Research and Analysis



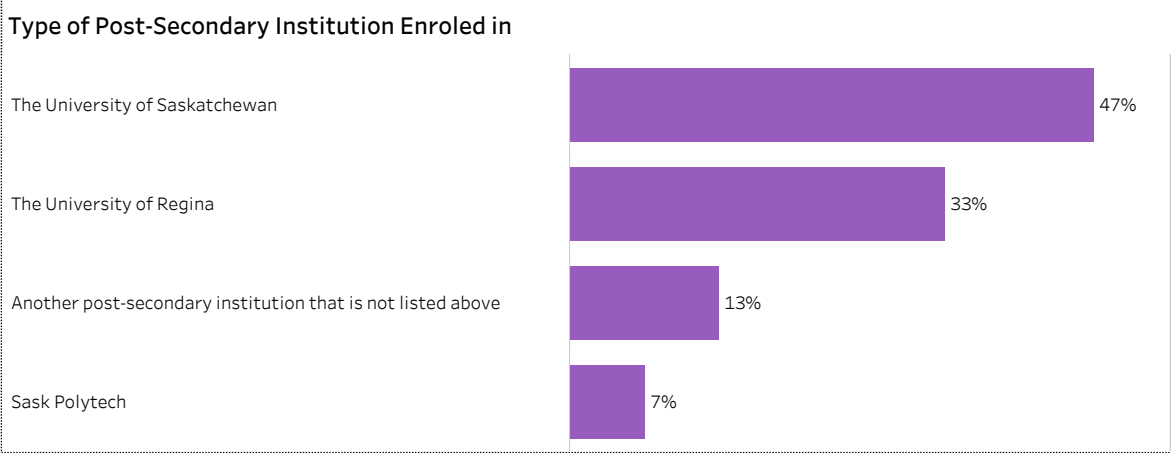
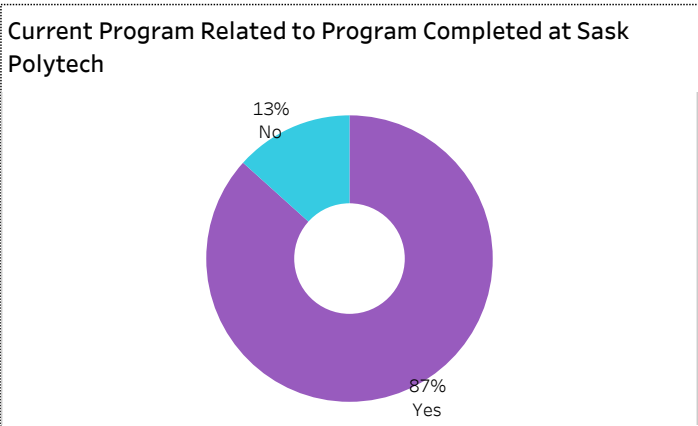
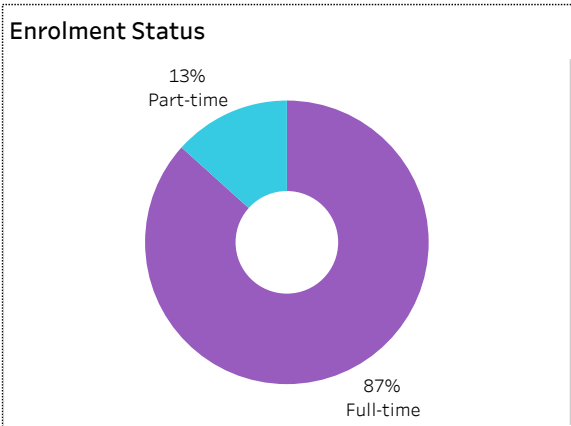
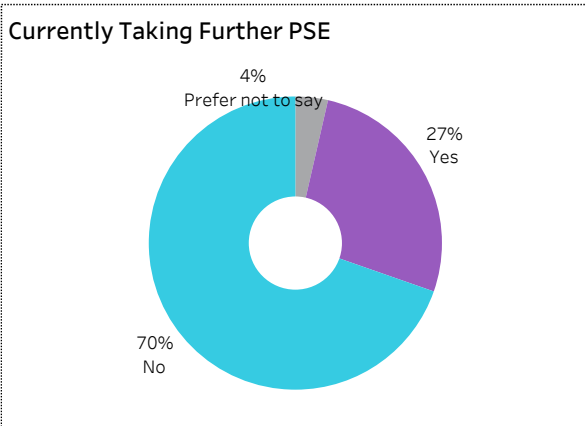
2019-20 Graduate Follow-up Survey Summary of Results (page 5/5) Further Post-Secondary Education



[Click on button to RESET Filters](#)

Number of Respondents
56

School: **Business** | Program: **Business** | Credential: **Diploma** | Admin Campus: **Moose Jaw** | Base/CE: **Base** | Indigenous: **All**



Among the students who pursued further education, 25% indicated the program was not related to the one they completed at Sask Polytech. Common reasons cited by the graduates who were studying in an unrelated field were to be able to change career choice, to have more/better career choices, and difficulty of finding employment in their previous field of study.

Institutional Research and Analysis



2019-20 Graduate Follow-up Survey

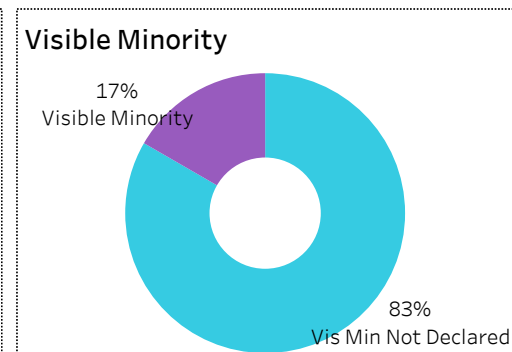
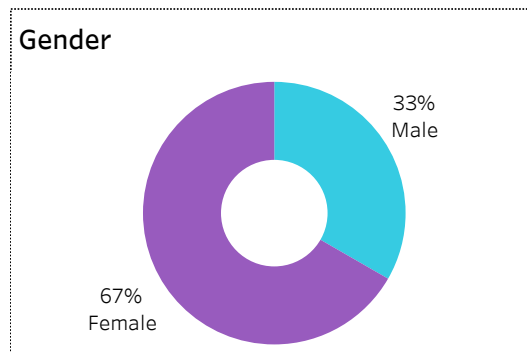
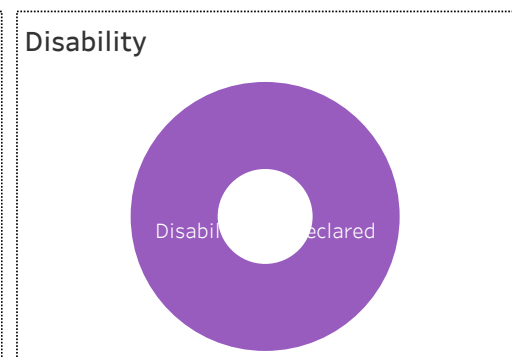

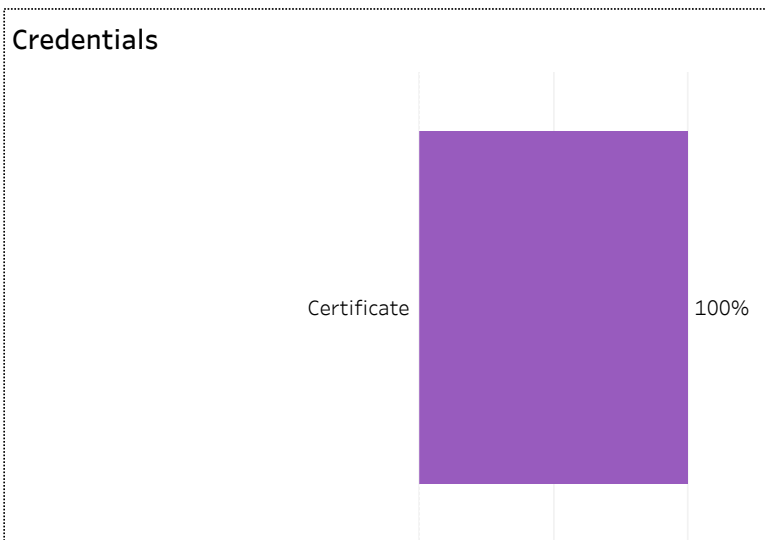
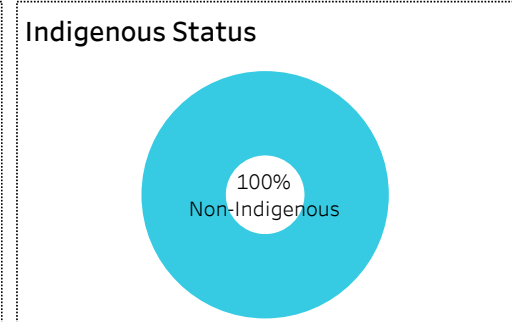
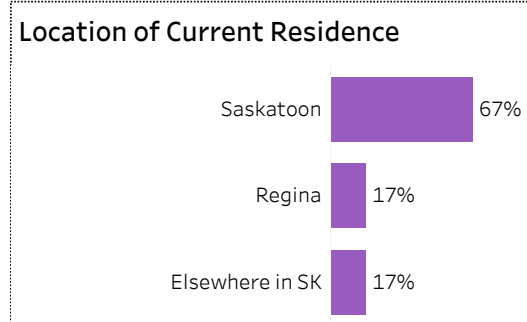
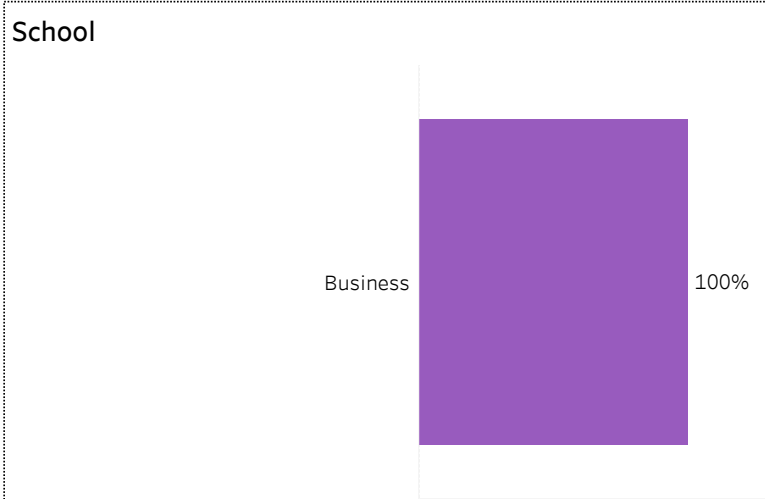
Summary of Results (page 1/5)

Respondent Profile



[Click on button to RESET Filters](#)

Number of Respondents: **6** | School: **Business** | Program: **Business** | Credential: **Certificate** | Admin Campus: **Saskatoon** | Base/CE: **Con Ed - Sask Polytech Delivered** | Indigenous: **Non-Indigenous**





2019-20 Graduate Follow-up Survey Summary of Results (page 2/5) Graduate Employment



[Click on button to RESET Filters](#)

Number of Respondents
6

School: **Business** | Program: **Business** | Credential: **Certificate** | Admin Campus: **Saskatoon** | Base/CE: **Con Ed - Sask Polytech Delivered** |
Indigenous: **Non-Indigenous**

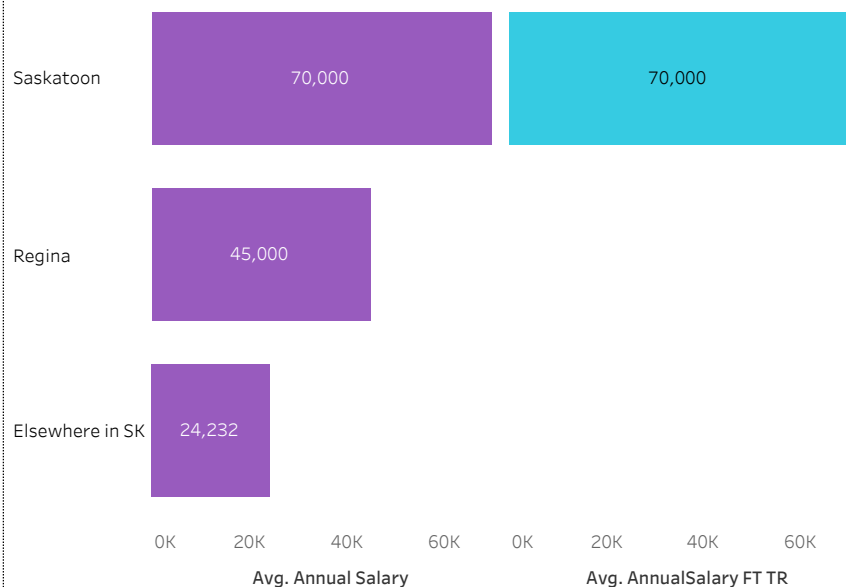
Overall Employment Rate

#Available Workforce	# of Grads Employed	Employment Rate	# of Fulltime Employed Grads	Full-time Employment Rate
5	4	80%	4	80%

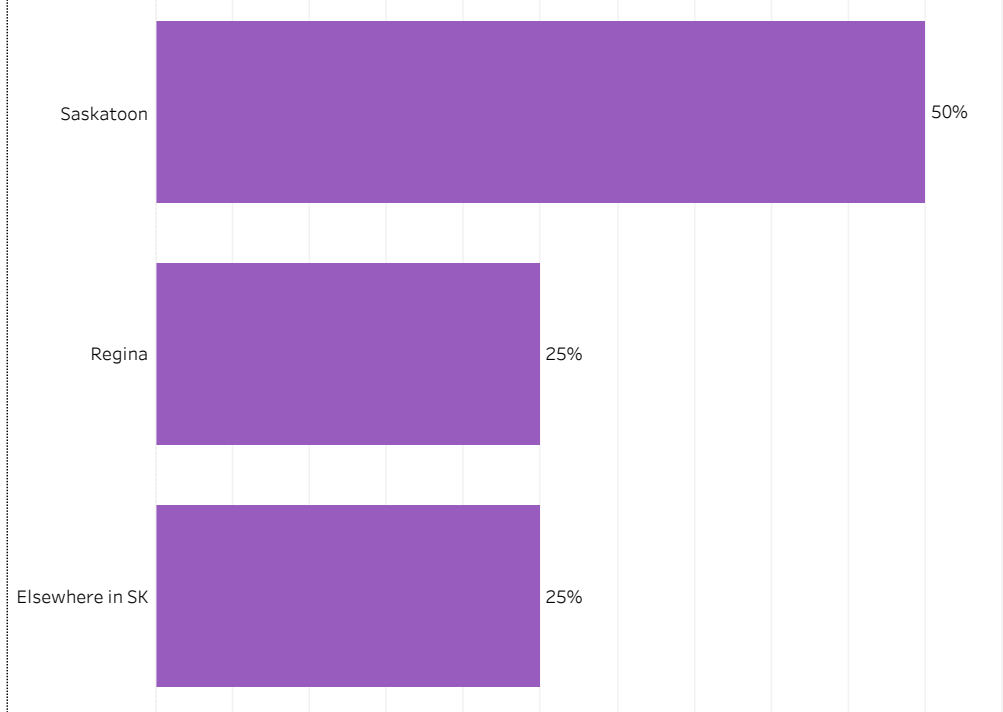
Training Related (TR) Employment

#Available Workforce	# of TR Employed Grads	TR Employment Rate	# of Fulltime TR Employed Grads	Full-time Training Related Employment Rate
5	2	40%	2	40%

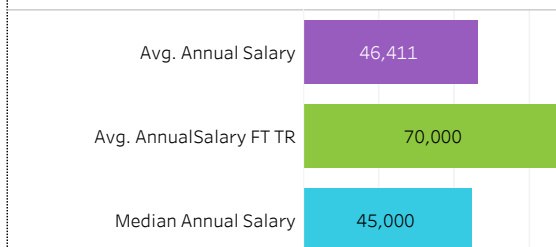
Average Salaries by Location of Employment



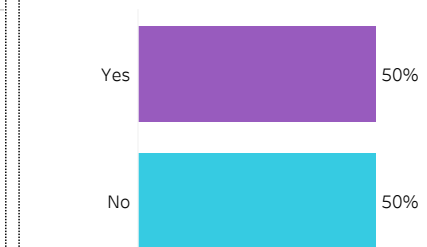
Location of Employment



Average/Median Salary



Relatedness of Job to Training





2019-20 Graduate Follow-up Survey

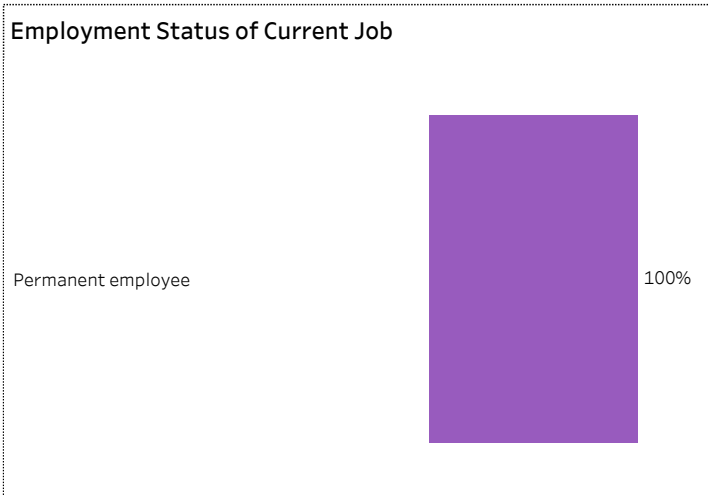
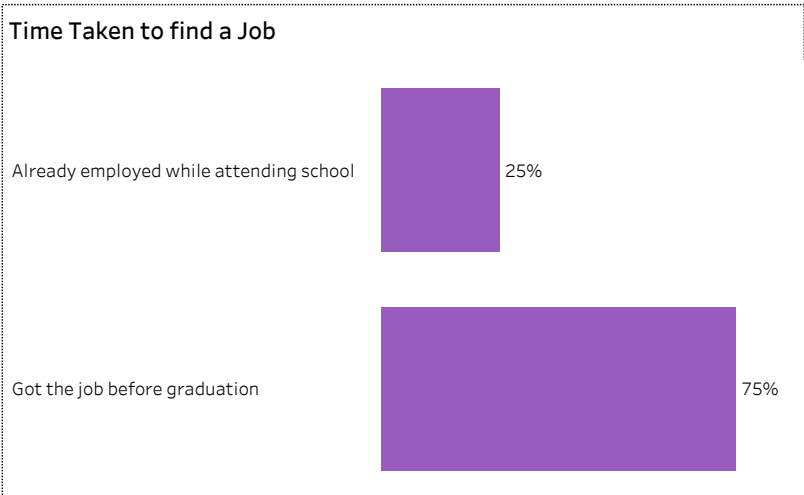
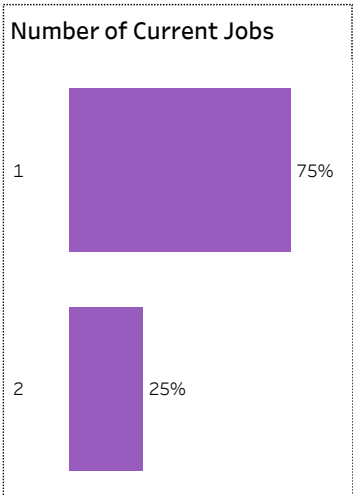
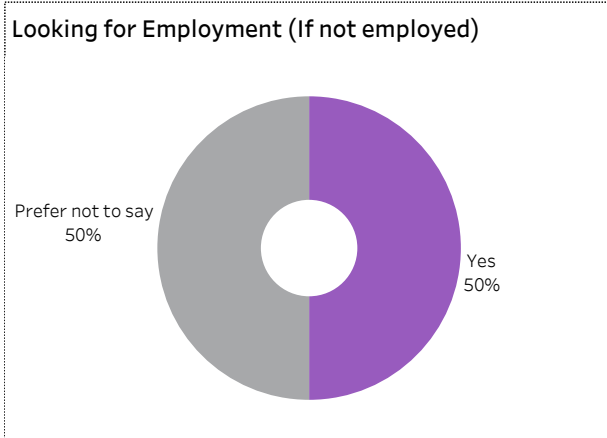
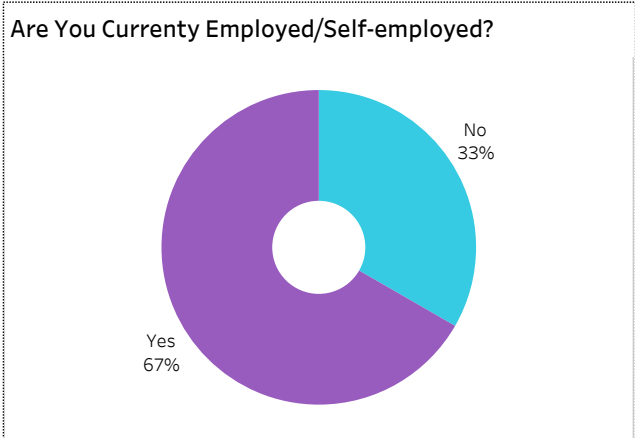
Summary of Results (page 3/5)

Graduate Employment (continued)



Number of Respondents: **6**

School: **Business** | Program: **Business** | Credential: **Certificate** | Admin Campus: **Saskatoon** | Base/CE: **Con Ed - Sask Polytech Delivered** | Indigenous: **Non-Indigenous**





2019-20 Graduate Follow-up Survey Summary of Results (page 4/5) Satisfaction and Program Benefits



Click on button to RESET Filters

Number of Respondents 6	School: Business Program: Business Credential: Certificate Admin Campus: Saskatoon Base/CE: Con Ed - Sask Polytech Delivered Indigenous: Non-Indigenous
-----------------------------------	---

Level of Satisfaction	Very Satisfied & Somewhat Satisfied	<ul style="list-style-type: none"> Very satisfied Somewhat satisfied Somewhat dissatisfied Not sure 	Program Benefits	A Great Extent & Some Extent	<ul style="list-style-type: none"> Not sure Some extent A great extent
-----------------------	-------------------------------------	---	------------------	------------------------------	---

Campus facilities	100%		A Great Extent & Some Extent		
Instruction delivered	100%		Improved earning potential	100%	
Educational experience at Sask Polytech	100%		Skills and knowledge relevant in the workplace	100%	
Program	100%		Improved employment opportunities	83%	

Satisfaction with Sask Polytech

Are you satisfied with your decision to attend Sask Polytech? Would you recommend Sask Polytech to others? Would you recommend your program to others?



Institutional Research and Analysis

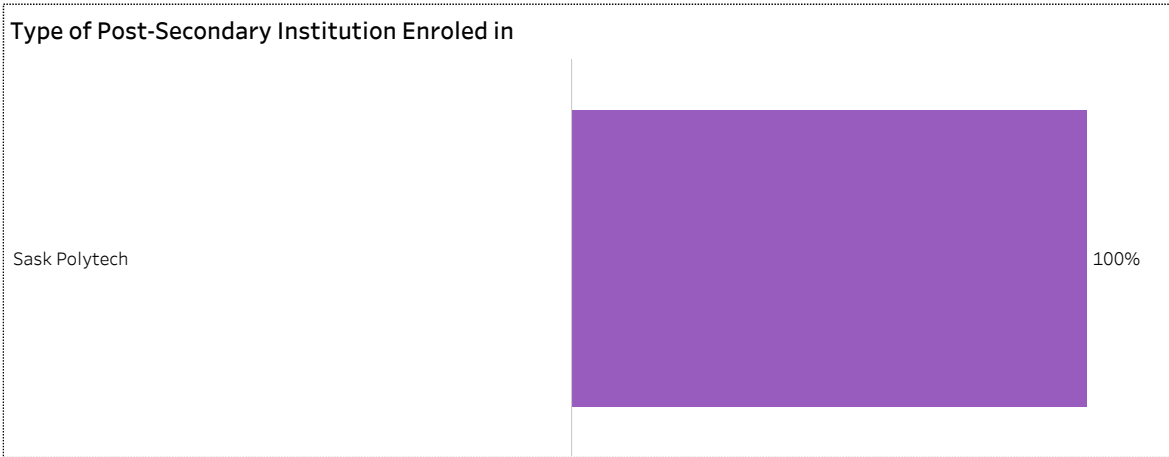
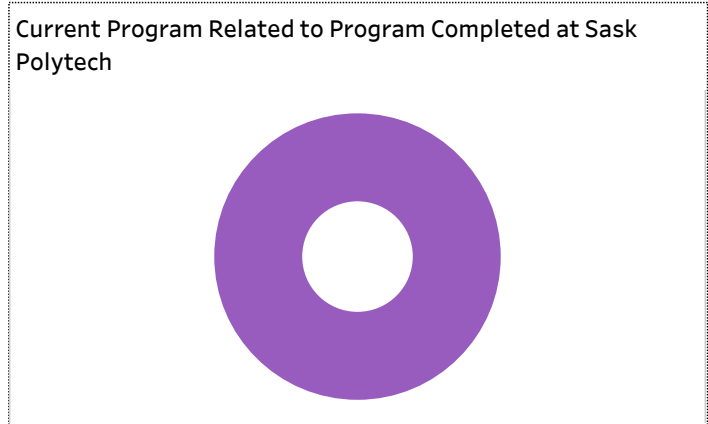
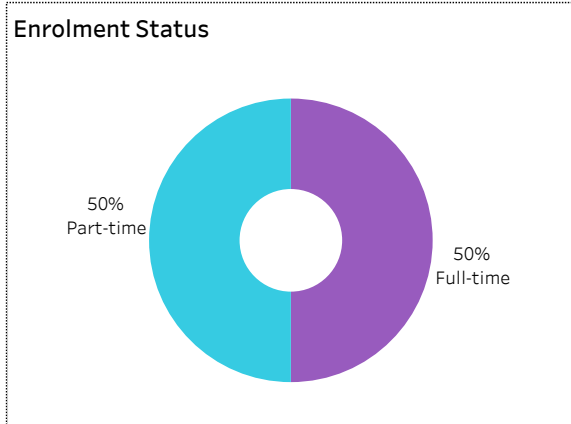
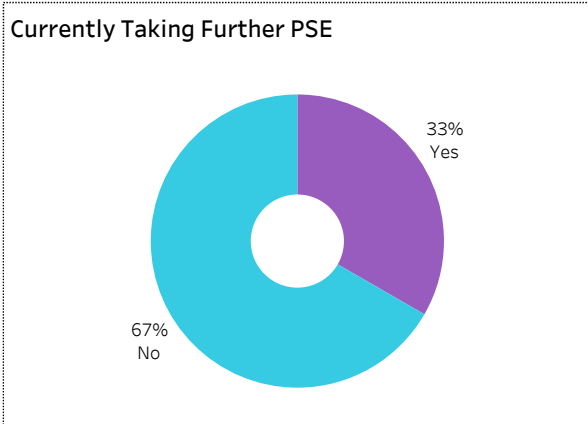


2019-20 Graduate Follow-up Survey Summary of Results (page 5/5) Further Post-Secondary Education



[Click on button to RESET Filters](#)

Number of Respondents: **6**
School: **Business** | Program: **Business** | Credential: **Certificate** | Admin Campus: **Saskatoon** | Base/CE: **Con Ed - Sask Polytech Delivered** | Indigenous: **Non-Indigenous**



Among the students who pursued further education, 25% indicated the program was not related to the one they completed at Sask Polytech. Common reasons cited by the graduates who were studying in an unrelated field were to be able to change career choice, to have more/better career choices, and difficulty of finding employment in their previous field of study.

Institutional Research and Analysis



2019-20 Graduate Follow-up Survey Summary of Results (page 1/5) Respondent Profile

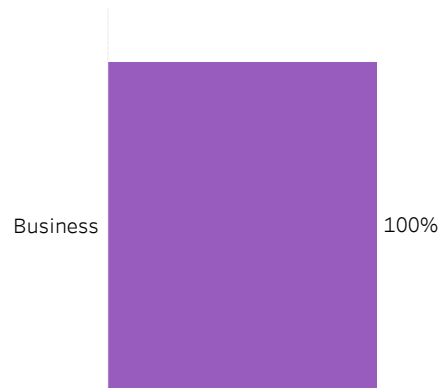


[Click on button to RESET Filters](#)

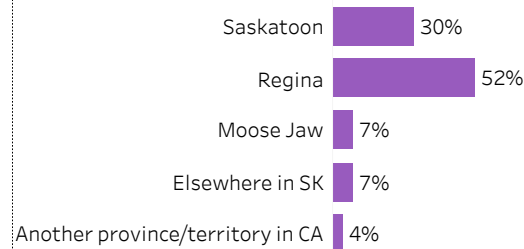
Number of Respondents
27

School: **Business** | Program: **Business** | Credential: **Diploma Co-op** | Admin Campus: **Moose Jaw** | Base/CE: **Base** |
Indigenous: **All**

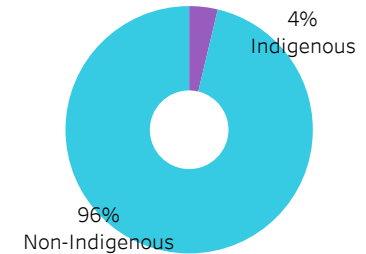
School



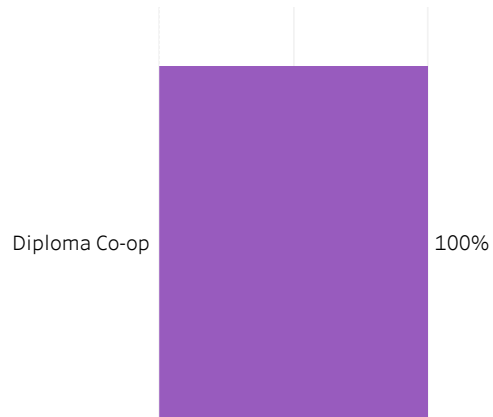
Location of Current Residence



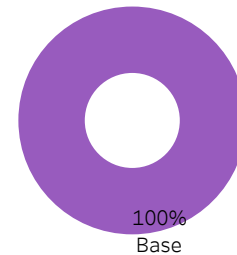
Indigenous Status



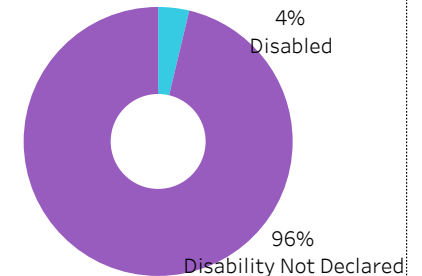
Credentials



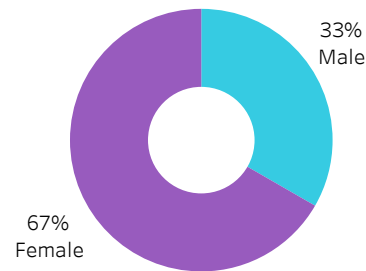
Base/CE



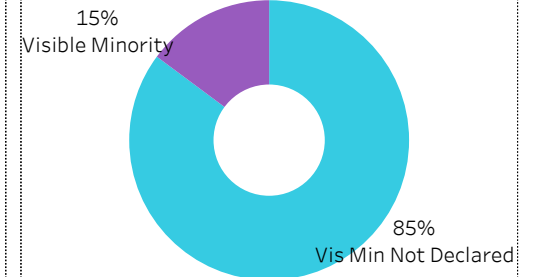
Disability



Gender



Visible Minority





2019-20 Graduate Follow-up Survey Summary of Results (page 2/5) Graduate Employment



[Click on button to RESET Filters](#)

Number of Respondents
27

School: **Business** | Program: **Business** | Credential: **Diploma Co-op** | Admin Campus: **Moose Jaw** | Base/CE: **Base** | Indigenous: **All**

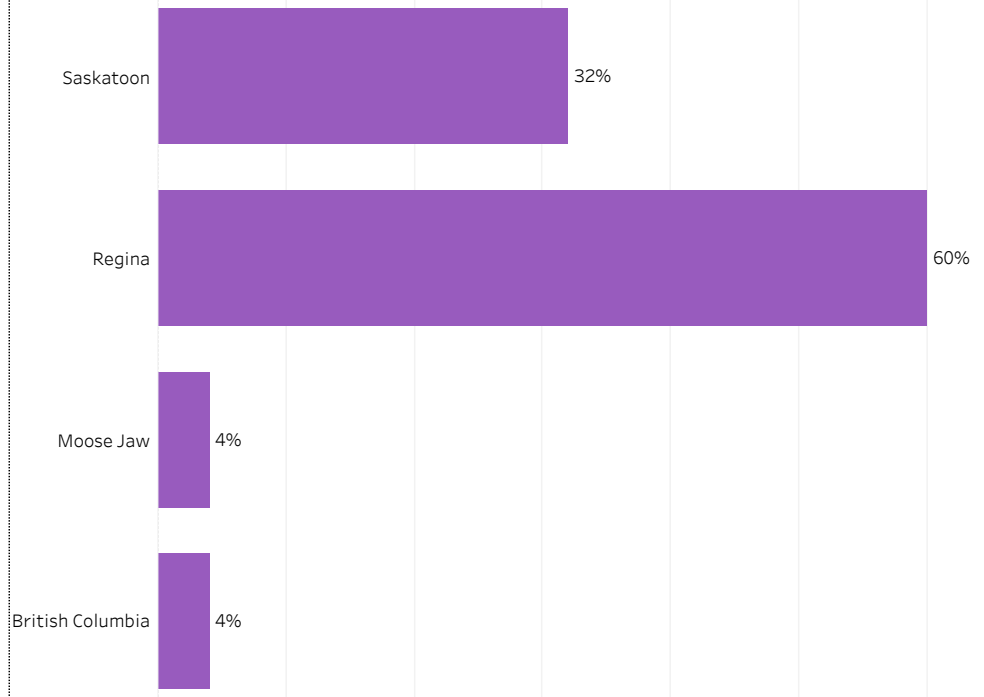
Overall Employment Rate

#Available Workforce	# of Grads Employed	Employment Rate	# of Fulltime Employed Grads	Full-time Employment Rate
25	25	100%	23	92%

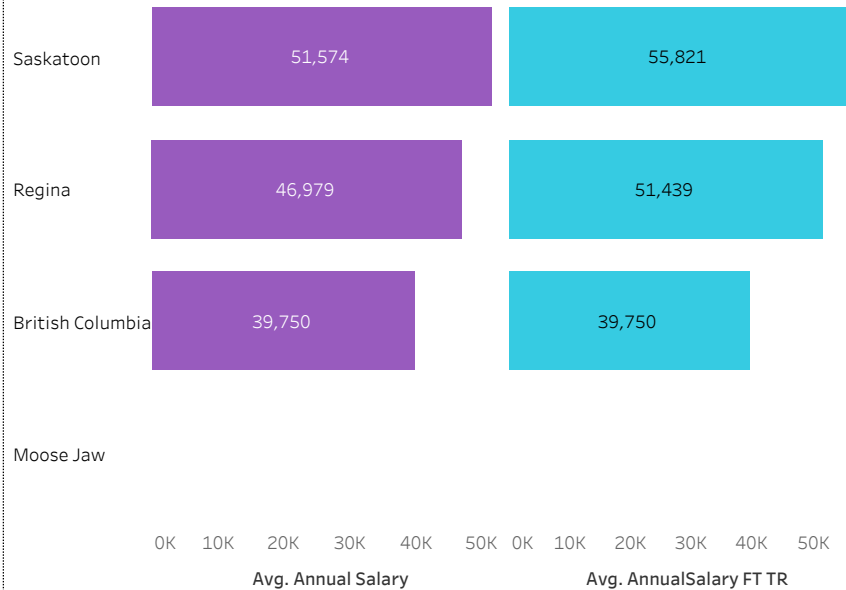
Training Related (TR) Employment

#Available Workforce	# of TR Employed Grads	TR Employment Rate	# of Fulltime TR Employed Grads	Full-time TR Employment Rate
25	21	84%	20	80%


Location of Employment



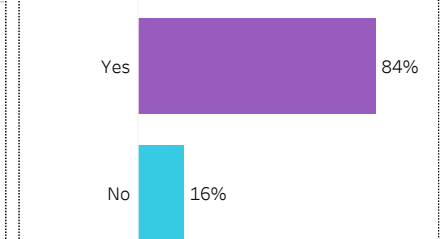
Average Salaries by Location of Employment



Average/Median Salary



Relatedness of Job to Training



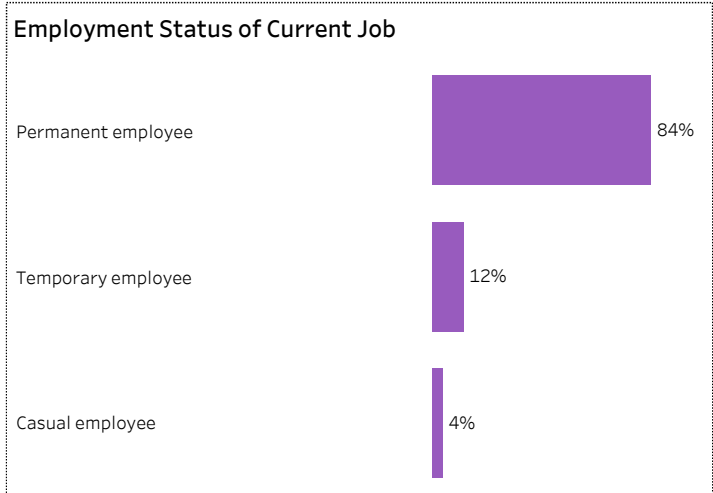
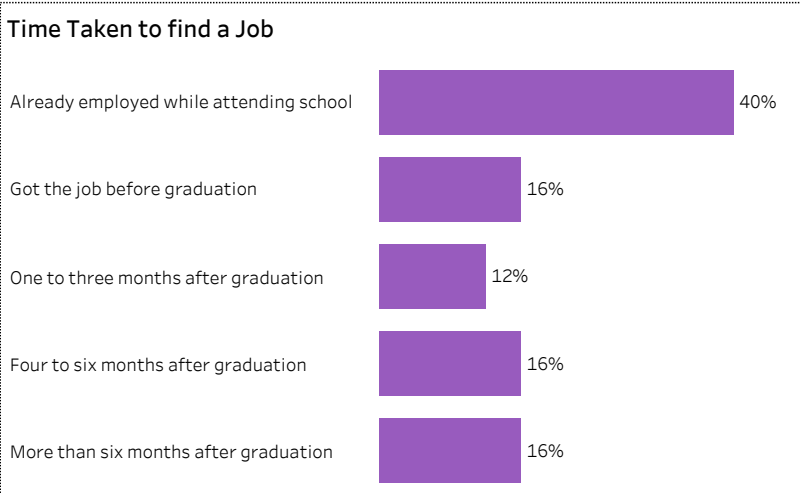
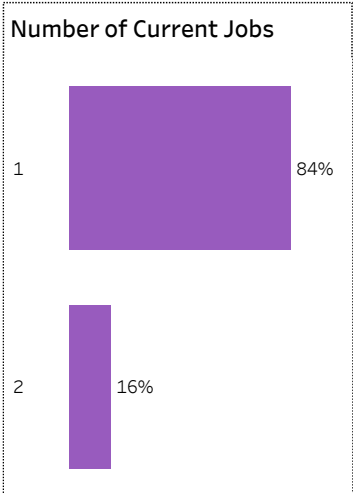
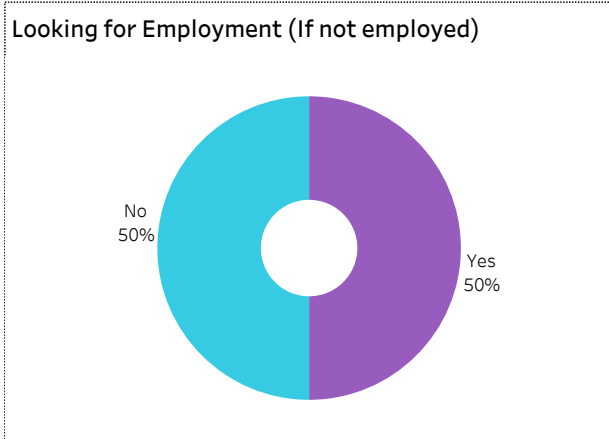
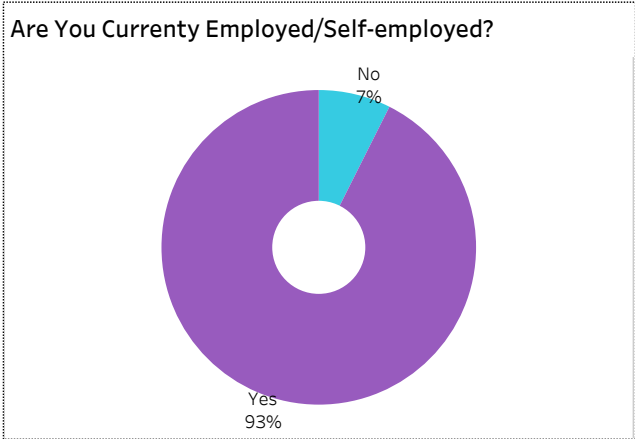


2019-20 Graduate Follow-up Survey Summary of Results (page 3/5) Graduate Employment (continued)



[Click on button to RESET Filters](#)

Number of Respondents **27** | School: **Business** | Program: **Business** | Credential: **Diploma Co-op** | Admin Campus: **Moose Jaw** | Base/CE: **Base** | Indigenous: **All**





2019-20 Graduate Follow-up Survey Summary of Results (page 4/5) Satisfaction and Program Benefits



Click on button to RESET Filters

Number of Respondents 27	School: Business Program: Business Credential: Diploma Co-op Admin Campus: Moose Jaw Base/CE: Base Indigenous: All
------------------------------------	--

Level of Satisfaction	Very Satisfied & Somewhat Satisfied	<ul style="list-style-type: none"> Very satisfied Somewhat satisfied Very dissatisfied Somewhat dissatisfied Not sure 	Program Benefits	A Great Extent & Some Extent	<ul style="list-style-type: none"> No extent at all Some extent A great extent
------------------------------	-------------------------------------	--	-------------------------	------------------------------	---

Instruction delivered	96%	37% Very satisfied, 59% Somewhat satisfied	Improved earning potential	A great extent & S..	41% A great extent, 56% Some extent
Educational experience at Sask Polytech	96%	56% Very satisfied, 41% Somewhat satisfied	Improved employment opportunities	96%	74% A great extent, 22% Some extent
Program	96%	56% Very satisfied, 41% Somewhat satisfied	Skills and knowledge relevant in the workplace	93%	56% A great extent, 37% Some extent, 7% No extent at all
Relevance of your program to your field of employment	96%	56% Very satisfied, 41% Somewhat satisfied			

Campus facilities	78%	37% Very satisfied, 41% Somewhat satisfied, 19% Very dissatisfied	Satisfaction with Sask Polytech		
Student support services	74%	37% Very satisfied, 37% Somewhat satisfied, 15% Very dissatisfied, 11% Not sure	Are you satisfied with your decision to attend Sask Polytech?	Would you recommend Sask Polytech to others?	Would you recommend your program to others?
Campus activities	48%	44% Somewhat satisfied, 7% Very dissatisfied, 11% Somewhat dissatisfied, 33% Not sure			

Institutional Research and Analysis



2019-20 Graduate Follow-up Survey Summary of Results (page 5/5) Further Post-Secondary Education

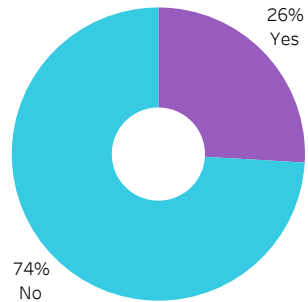


[Click on button to RESET Filters](#)

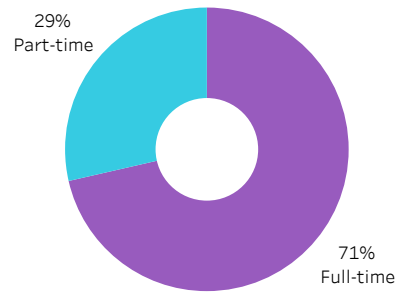
Number of Respondents
27

School: **Business** | Program: **Business** | Credential: **Diploma Co-op** | Admin Campus: **Moose Jaw** | Base/CE: **Base** | Indigenous: **All**


Currently Taking Further PSE



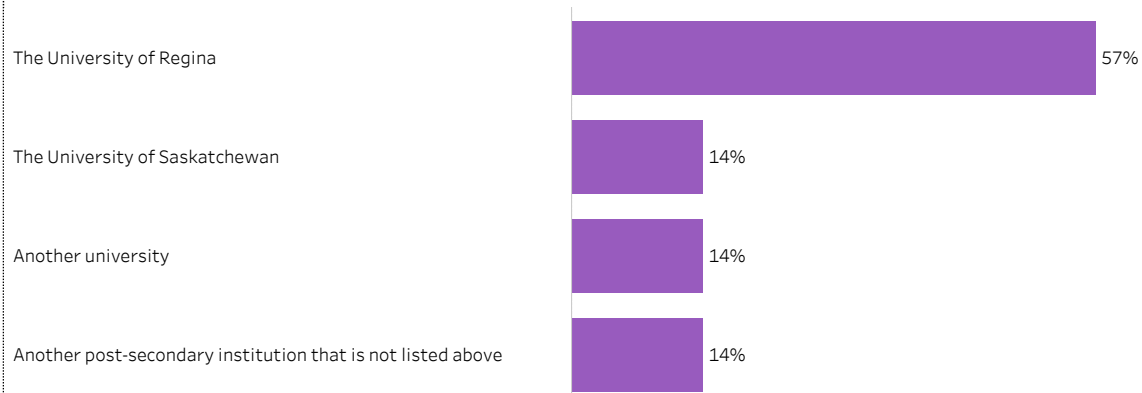
Enrolment Status



Current Program Related to Program Completed at Sask Polytech



Type of Post-Secondary Institution Enroled in



Among the students who pursued further education, 25% indicated the program was not related to the one they completed at Sask Polytech. Common reasons cited by the graduates who were studying in an unrelated field were to be able to change career choice, to have more/better career choices, and difficulty of finding employment in their previous field of study.

Institutional Research and Analysis



2019-20 Graduate Follow-up Survey

Summary of Results (page 1/5)

Respondent Profile

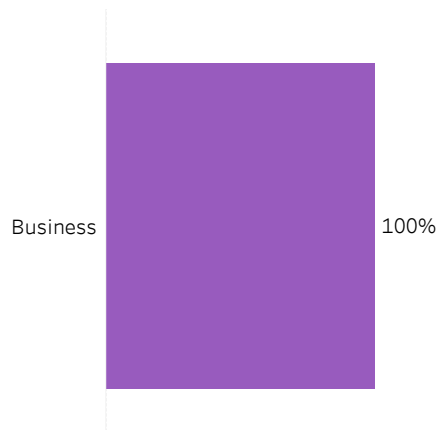


[Click on button to RESET Filters](#)

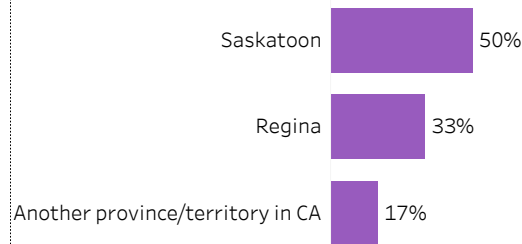
Number of Respondents
6

School: **Business** | Program: **Business** | Credential: **Diploma** | Admin Campus: **Moose Jaw** | Base/CE: **Con Ed - Sask Polytech Delivered** | Indigenous: **Non-Indigenous**

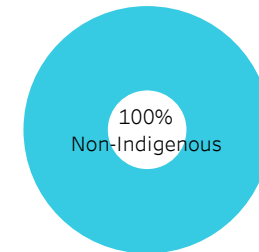
School



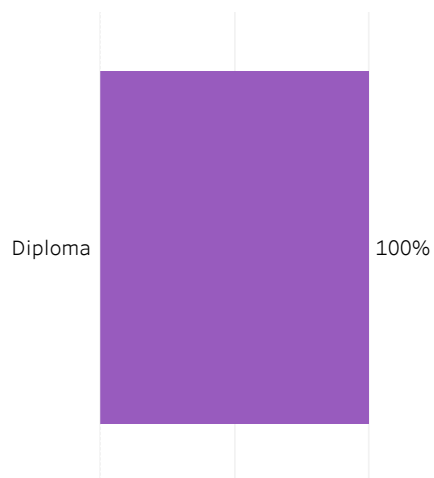
Location of Current Residence



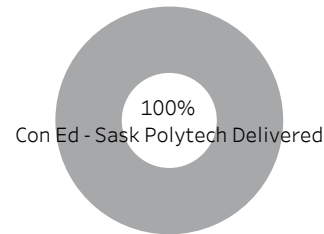
Indigenous Status



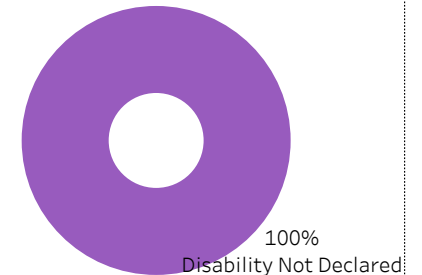
Credentials




Base/CE



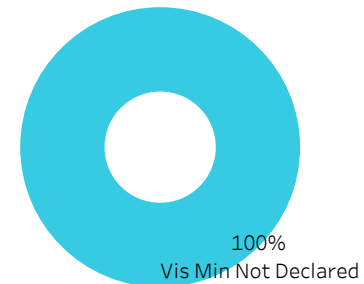
Disability



Gender



Visible Minority





2019-20 Graduate Follow-up Survey Summary of Results (page 2/5) Graduate Employment



[Click on button to RESET Filters](#)

Number of Respondents
6

School: **Business** | Program: **Business** | Credential: **Diploma** | Admin Campus: **Moose Jaw** | Base/CE: **Con Ed - Sask Polytech Delivered** |
Indigenous: **Non-Indigenous**

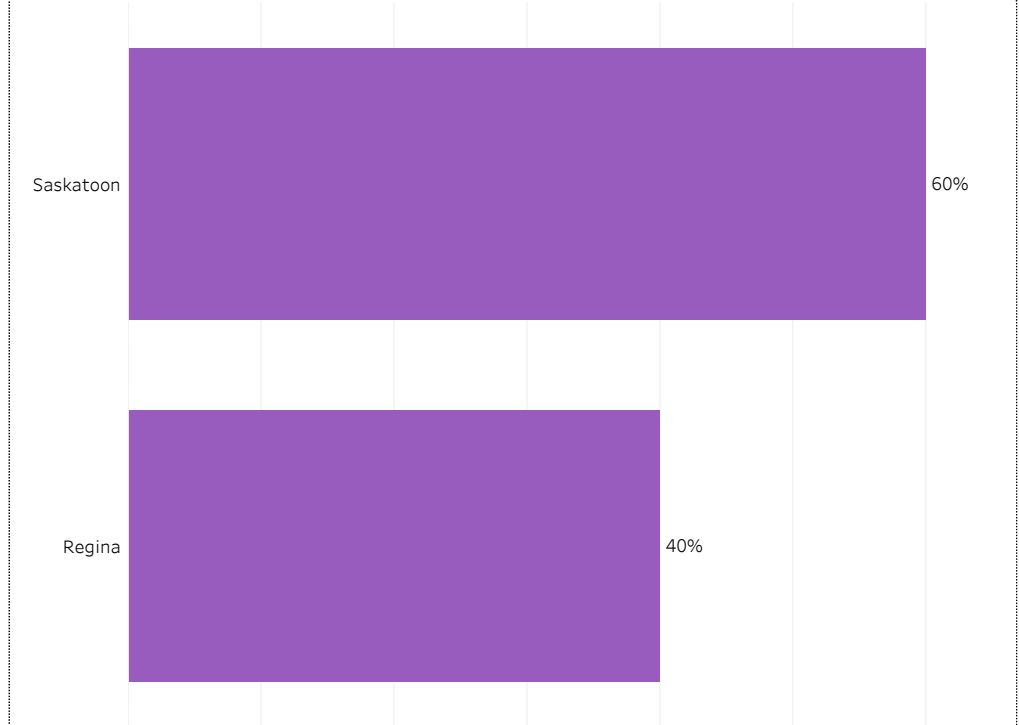
Overall Employment Rate

#Available Workforce	# of Grads Employed	Employment Rate	# of Fulltime Employed Grads	Full-time Employment Rate
6	5	83%	5	83%

Training Related (TR) Employment

#Available Workforce	# of TR Employed Grads	TR Employment Rate	# of Fulltime TR Employed Grads	Full-time TR Employment Rate
6	4	67%	4	67%

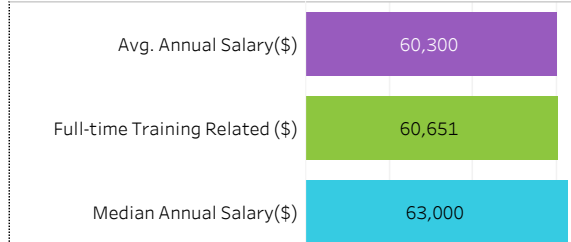
Location of Employment



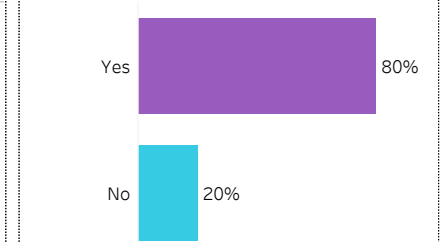
Average Salaries by Location of Employment



Average/Median Salary



Relatedness of Job to Training



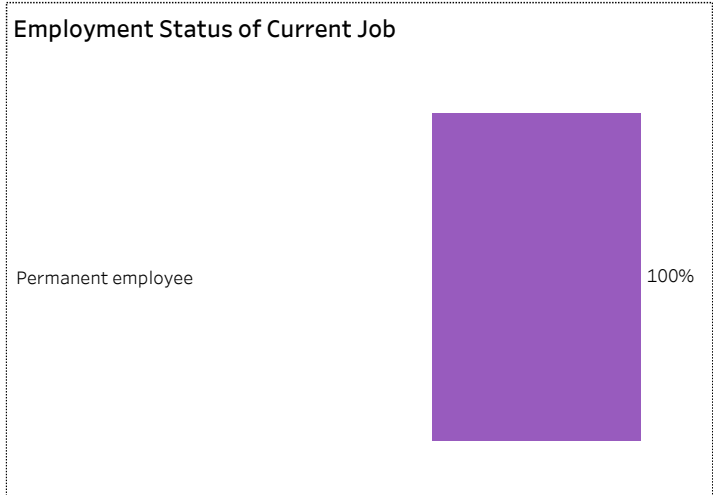
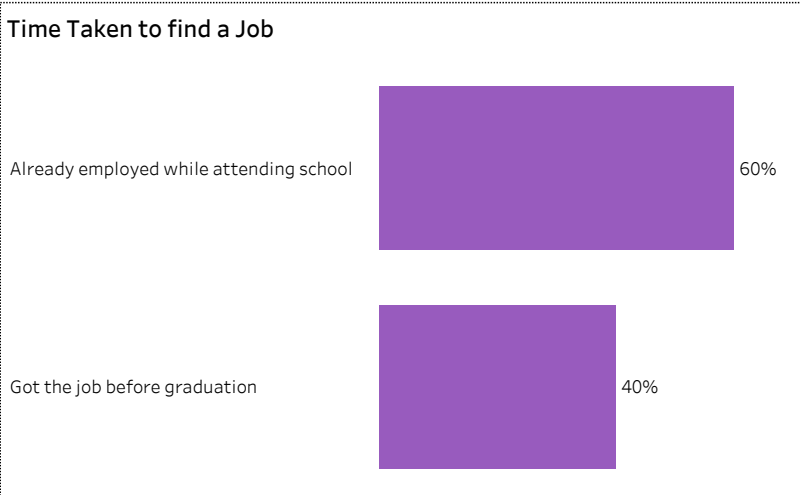
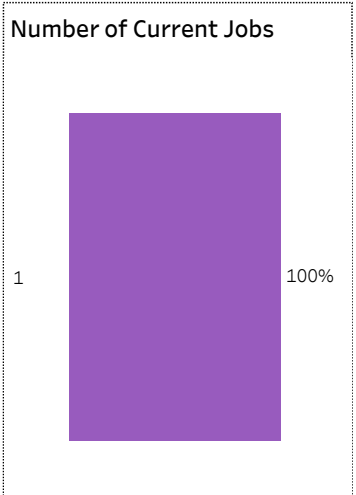
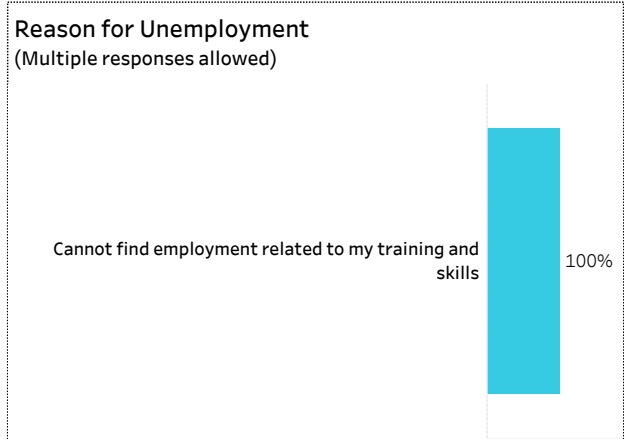
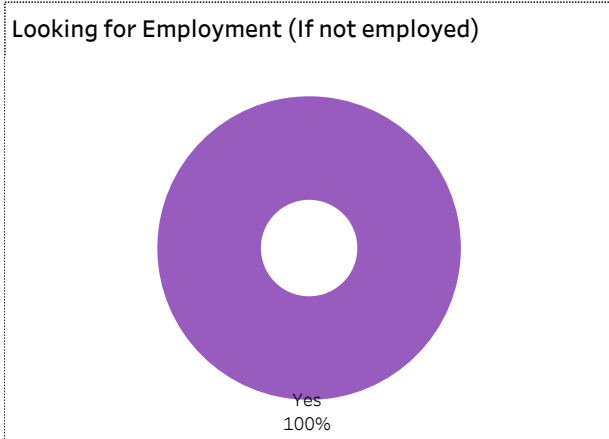
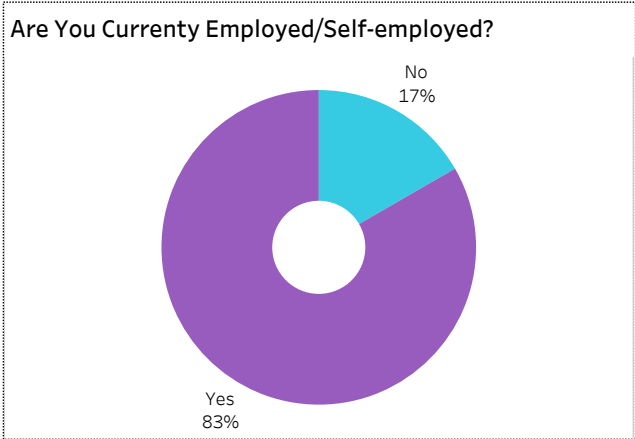


2019-20 Graduate Follow-up Survey Summary of Results (page 3/5) Graduate Employment (continued)



[Click on button to RESET Filters](#)

Number of Respondents: **6**
School: **Business** | Program: **Business** | Credential: **Diploma** | Admin Campus: **Moose Jaw** | Base/CE: **Con Ed - Sask Polytech Delivered**
| Indigenous: **Non-Indigenous**





2019-20 Graduate Follow-up Survey Summary of Results (page 4/5) Satisfaction and Program Benefits



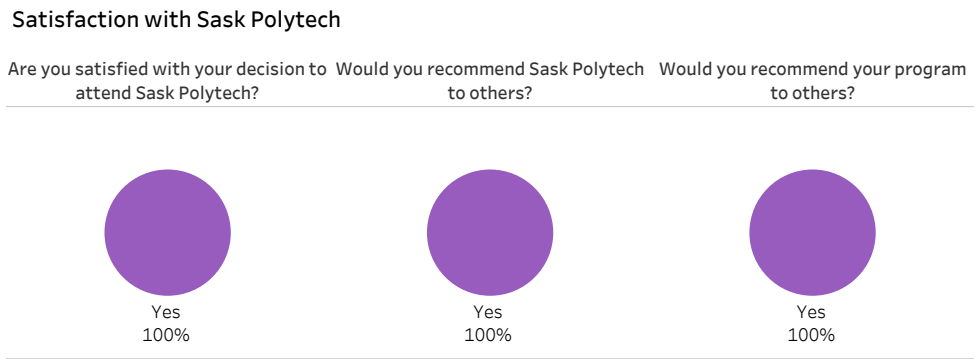
Click on button to RESET Filters

Number of Respondents 6	School: Business Program: Business Credential: Diploma Admin Campus: Moose Jaw Base/CE: Con Ed - Sask Polytech Delivered Indigenous: Non-Indigenous
-----------------------------------	--

Level of Satisfaction	Very Satisfied & Somewhat Satisfied	<ul style="list-style-type: none"> Very satisfied Somewhat satisfied Somewhat dissatisfied Not sure 	Program Benefits	A Great Extent & Some Extent	<ul style="list-style-type: none"> No extent at all Some extent A great extent
------------------------------	-------------------------------------	---	-------------------------	------------------------------	---

Instruction delivered	100%	67%	33%	Skills and knowledge relevant in the workplace	A great extent & S..	67%	33%	
Educational experience at Sask Polytech	100%	67%	33%		100%			
Program	100%	83%	17%	Improved earning potential	83%	67%	17%	17%
Student support services	83%	83%	17%	Improved employment opportunities	83%	83%	17%	

Campus facilities	67%	33%	33%	17%	17%
Relevance of your program to your field of employment	67%	67%	17%	17%	
Campus activities	50%	33%	17%	17%	33%



Institutional Research and Analysis



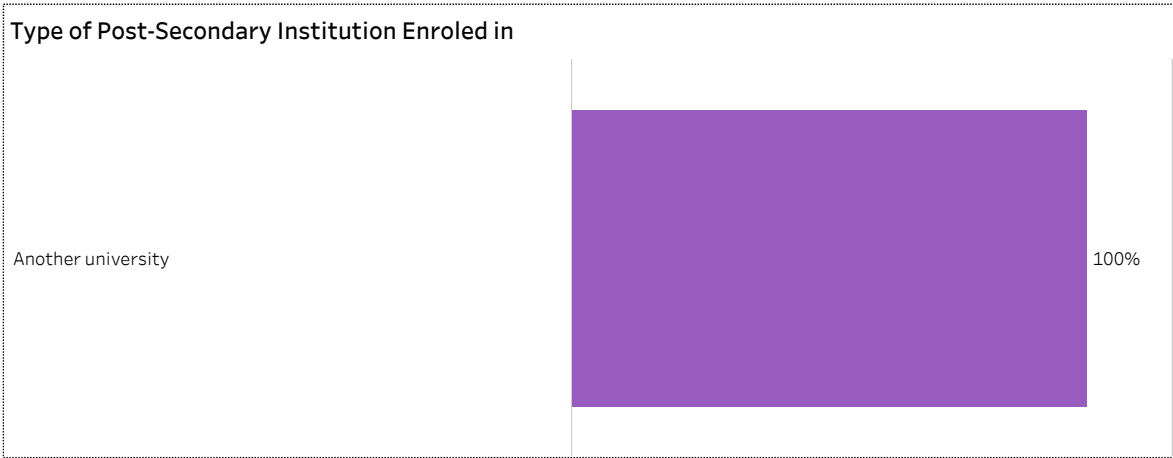
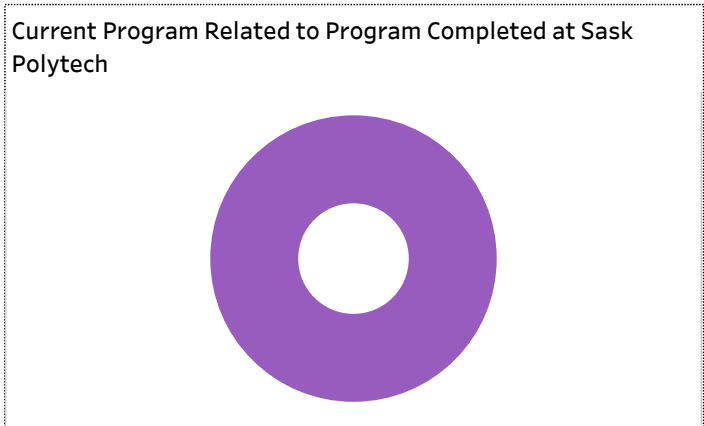
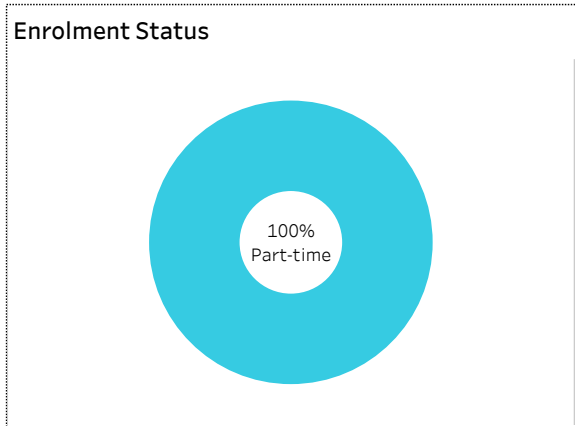
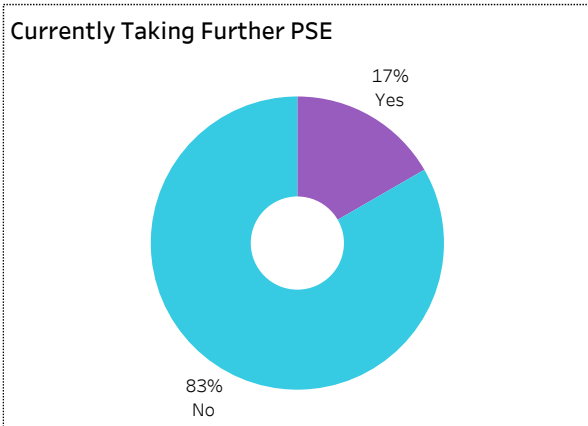
2019-20 Graduate Follow-up Survey Summary of Results (page 5/5) Further Post-Secondary Education



[Click on button to RESET Filters](#)

Number of Respondents
6

School: **Business** | Program: **Business** | Credential: **Diploma** | Admin Campus: **Moose Jaw** | Base/CE: **Con Ed - Sask Polytech Delivered**
| Indigenous: **Non-Indigenous**



Among the students who pursued further education, 25% indicated the program was not related to the one they completed at Sask Polytech. Common reasons cited by the graduates who were studying in an unrelated field were to be able to change career choice, to have more/better career choices, and difficulty of finding employment in their previous field of study.

Institutional Research and Analysis

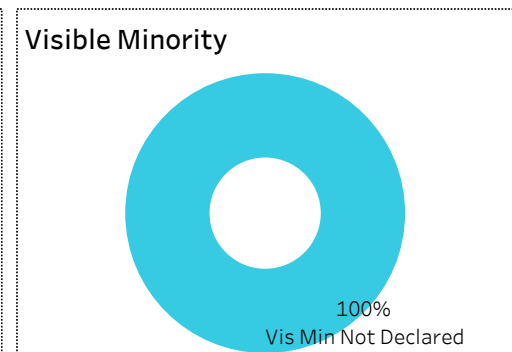
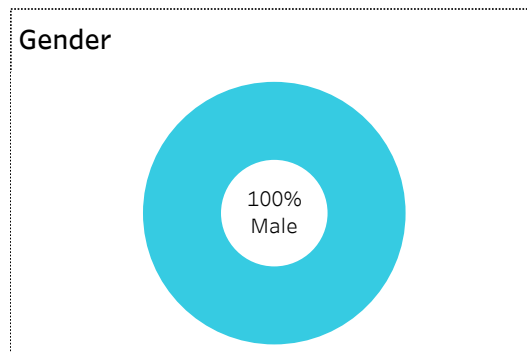
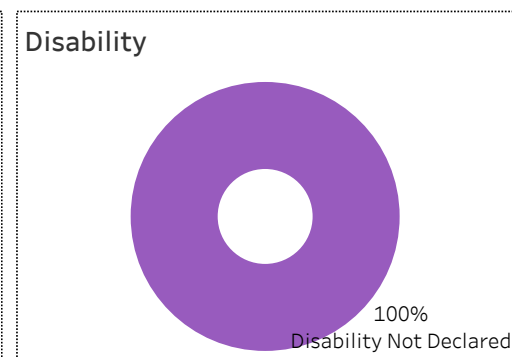
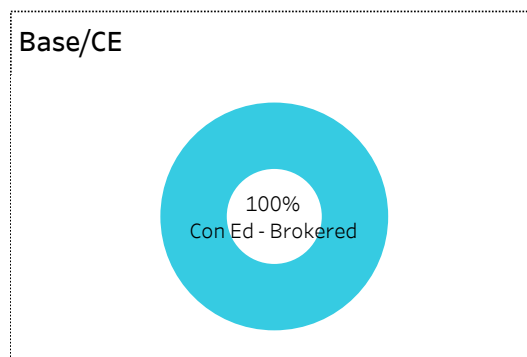
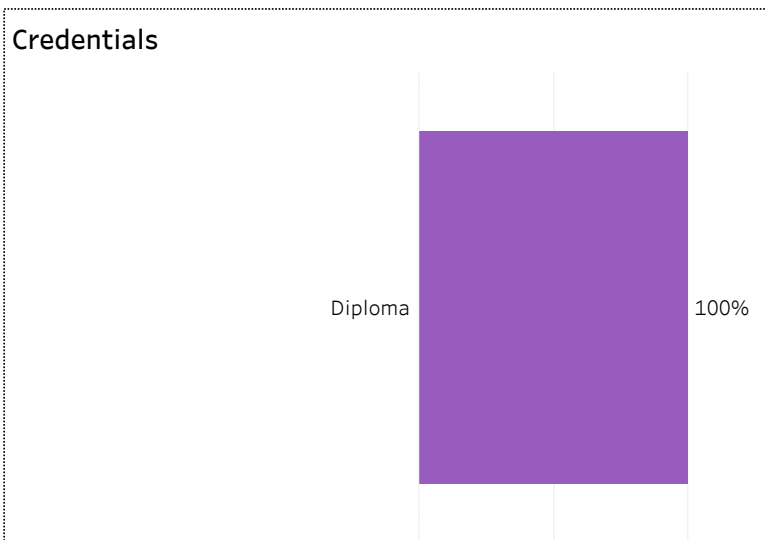
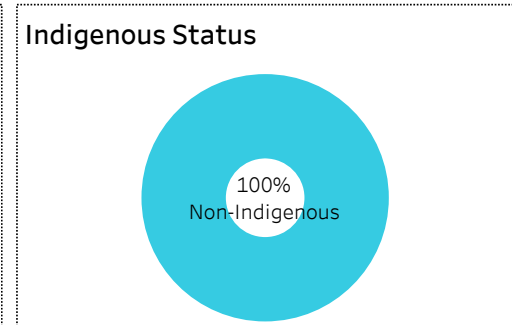
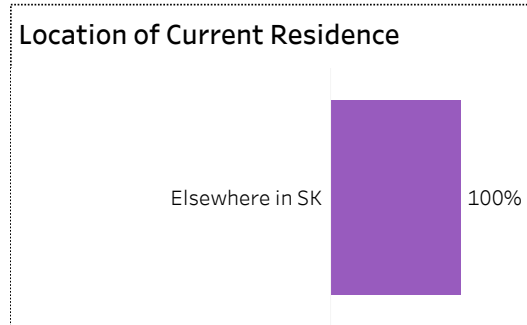
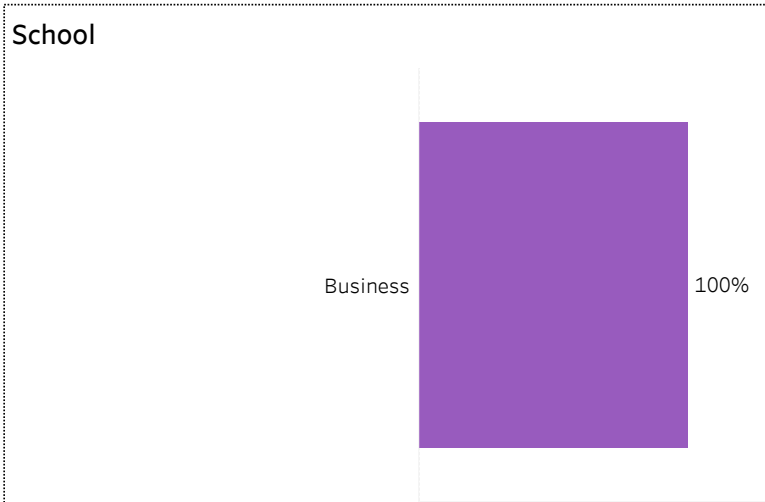


2019-20 Graduate Follow-up Survey Summary of Results (page 1/5) Respondent Profile



[Click on button to RESET Filters](#)

Number of Respondents: **3**
School: **Business** | Program: **Business** | Credential: **Diploma** | Admin Campus: **Moose Jaw** | Base/CE: **Con Ed - Brokered** | Indigenous: **Non-Indigenous**





2019-20 Graduate Follow-up Survey Summary of Results (page 2/5) Graduate Employment



[Click on button to RESET Filters](#)

Number of Respondents
3

School: **Business** | Program: **Business** | Credential: **Diploma** | Admin Campus: **Moose Jaw** | Base/CE: **Con Ed - Brokered** | Indigenous: **Non-Indigenous**

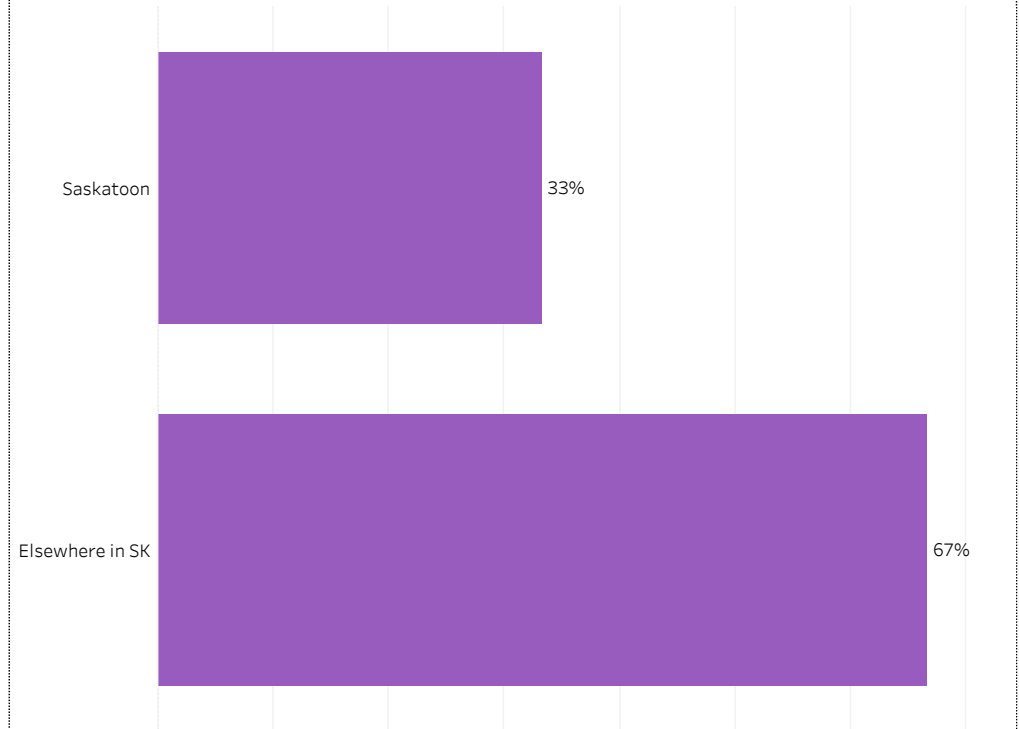
Overall Employment Rate

#Available Workforce	# of Grads Employed	Employment Rate	# of Fulltime Employed Grads	Full-time Employment Rate
3	3	100%	3	100%

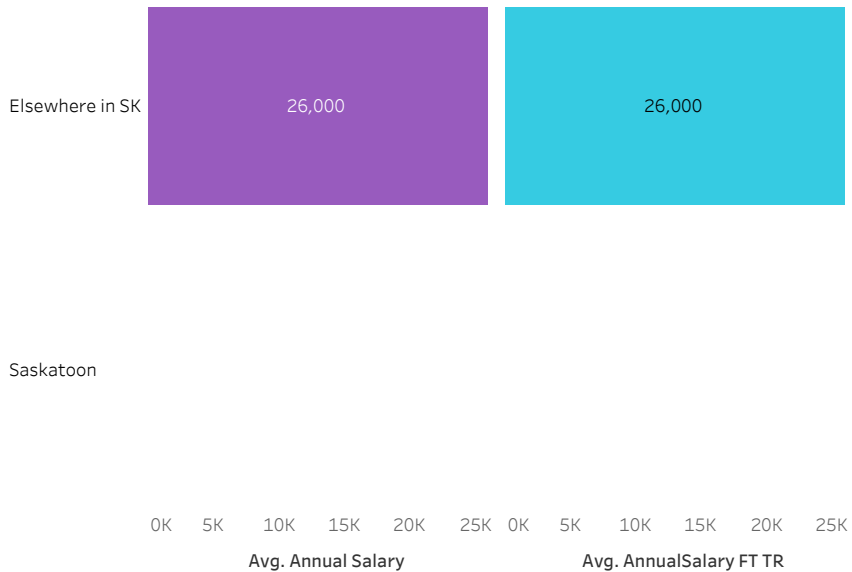
Training Related (TR) Employment

#Available Workforce	# of TR Employed Grads	TR Employment Rate	# of Fulltime TR Employed Grads	Full-time TR Employment Rate
3	2	67%	2	67%


Location of Employment



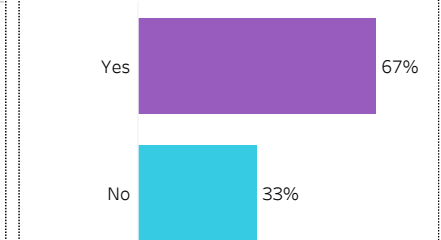
Average Salaries by Location of Employment



Average/Median Salary



Relatedness of Job to Training





2019-20 Graduate Follow-up Survey

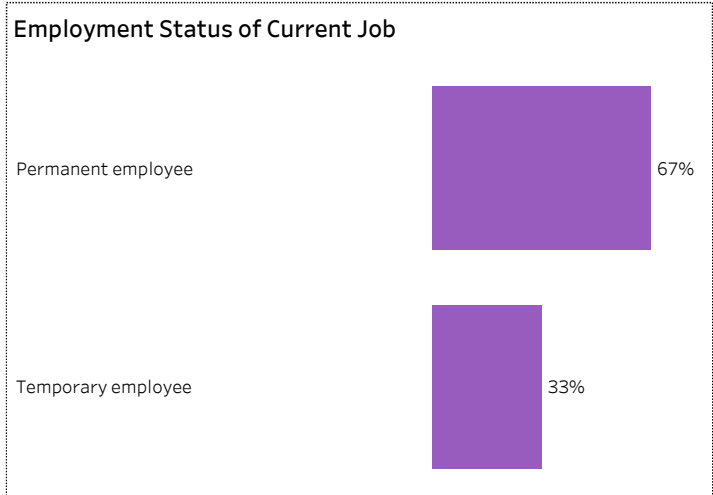
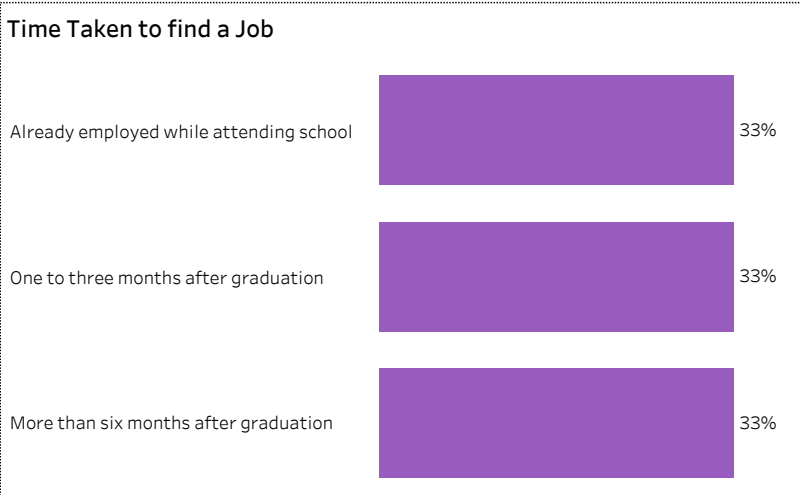
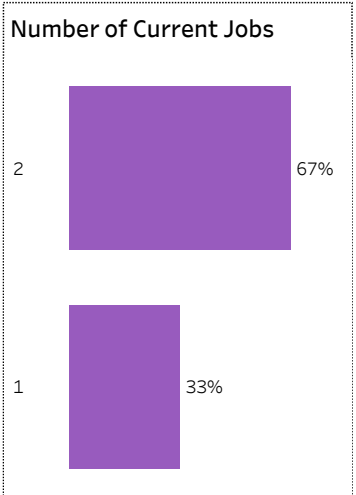

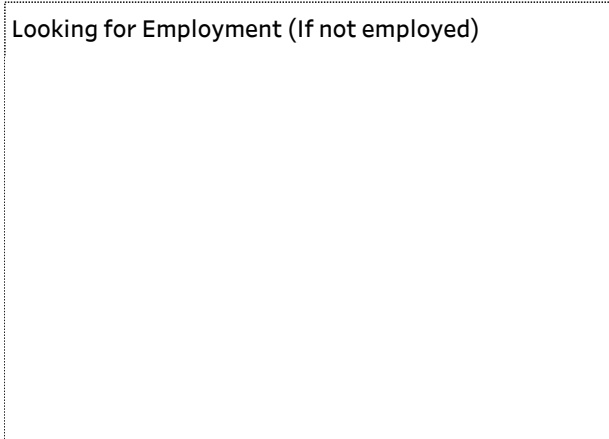
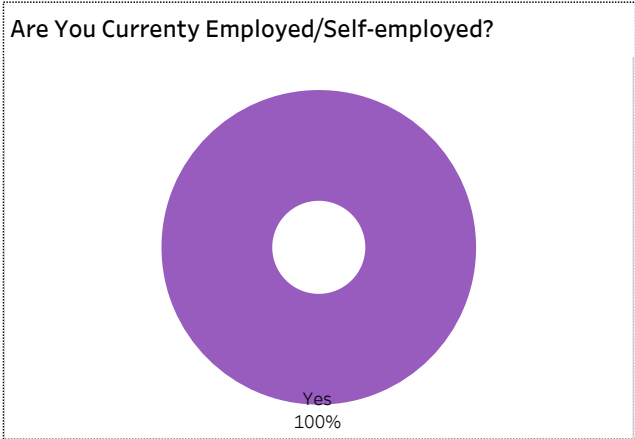
Summary of Results (page 3/5)

Graduate Employment (continued)



[Click on button to RESET Filters](#)

Number of Respondents: **3**
School: **Business** | Program: **Business** | Credential: **Diploma** | Admin Campus: **Moose Jaw** | Base/CE: **Con Ed - Brokered** | Indigenous: **Non-Indigenous**





2019-20 Graduate Follow-up Survey Summary of Results (page 4/5) Satisfaction and Program Benefits

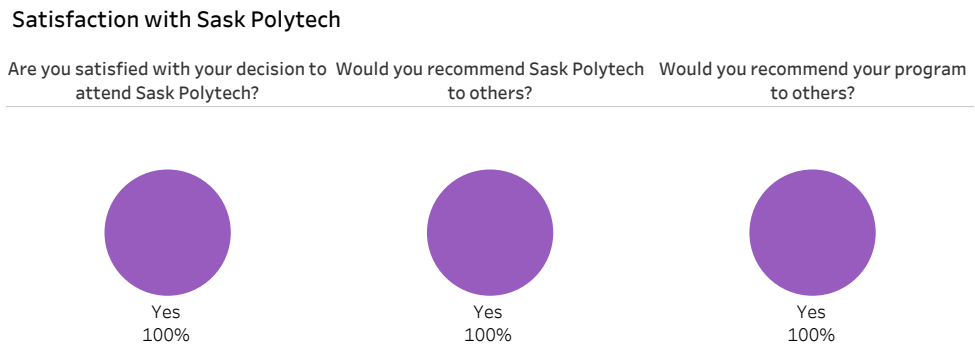


[Click on button to RESET Filters](#)

Number of Respondents 3	School: Business Program: Business Credential: Diploma Admin Campus: Moose Jaw Base/CE: Con Ed - Brokered Indigenous: Non-Indigenous
-----------------------------------	--

Level of Satisfaction	Very Satisfied & Somewhat Satisfied	<ul style="list-style-type: none"> ■ Very satisfied ■ Somewhat satisfied ■ Somewhat dissatisfied 	Program Benefits	A Great Extent & Some Extent	<ul style="list-style-type: none"> ■ No extent at all ■ Some extent ■ A great extent
-----------------------	-------------------------------------	--	------------------	------------------------------	--

Level of Satisfaction	Very Satisfied & Somewhat Satisfied	Program Benefits	A Great Extent & Some Extent	Satisfaction with Sask Polytech
Campus facilities	100%		A great extent & S..	
Instruction delivered	100%	Skills and knowledge relevant in the workplace	100%	Are you satisfied with your decision to attend Sask Polytech?
Educational experience at Sask Polytech	100%	Improved earning potential	67%	Would you recommend Sask Polytech to others?
Program	100%	Improved employment opportunities	67%	Would you recommend your program to others?
Student support services	100%			
Campus activities	67%			
Relevance of your program to your field of employment	67%			



Institutional Research and Analysis

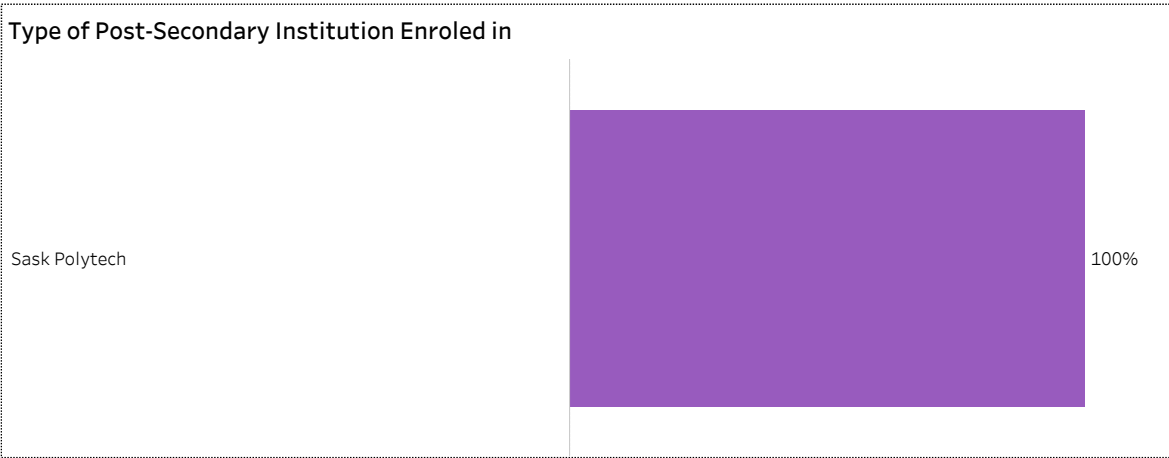
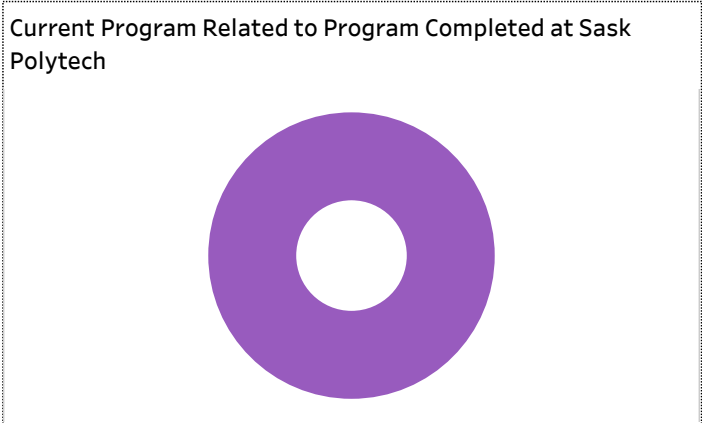
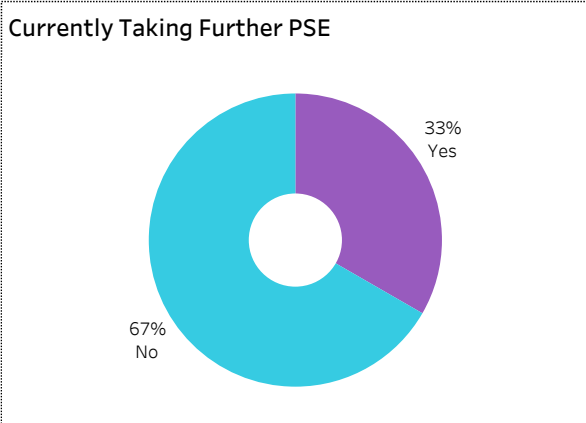


2019-20 Graduate Follow-up Survey Summary of Results (page 5/5) Further Post-Secondary Education



[Click on button to RESET Filters](#)

Number of Respondents: **3**
School: **Business** | Program: **Business** | Credential: **Diploma** | Admin Campus: **Moose Jaw** | Base/CE: **Con Ed - Brokered** | Indigenous: **Non-Indigenous**



Among the students who pursued further education, 25% indicated the program was not related to the one they completed at Sask Polytech. Common reasons cited by the graduates who were studying in an unrelated field were to be able to change career choice, to have more/better career choices, and difficulty of finding employment in their previous field of study.

Institutional Research and Analysis



2019-20 Graduate Follow-up Survey Summary of Results (page 1/5) Respondent Profile

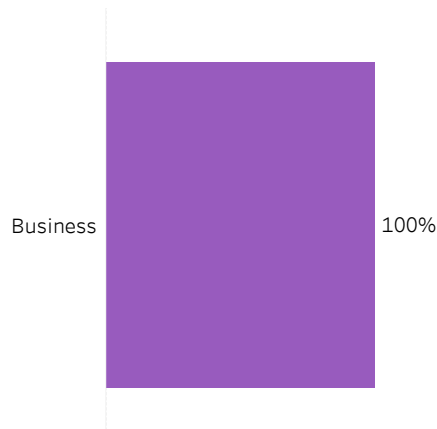


[Click on button to RESET Filters](#)

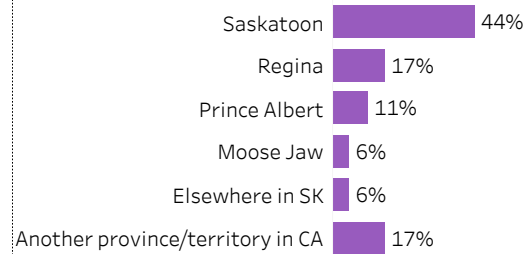
Number of Respondents
18

School: **Business** | Program: **Business Accountancy** | Credential: **Diploma** | Admin Campus: **Moose Jaw** | Base/CE: **Con Ed - Sask Polytech Delivered** | Indigenous: **Non-Indigenous**

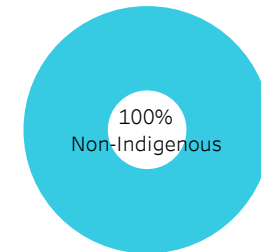
School



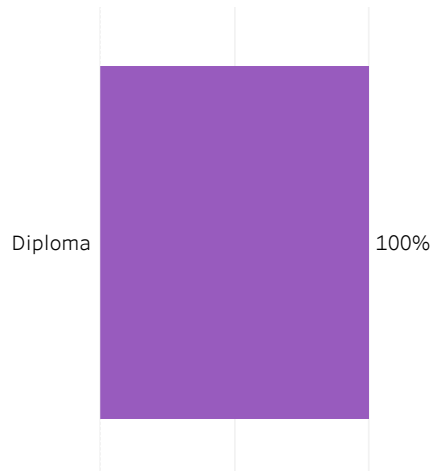
Location of Current Residence



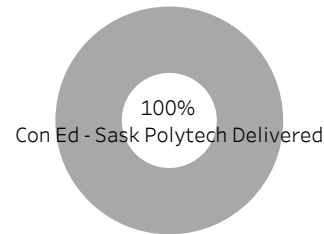
Indigenous Status



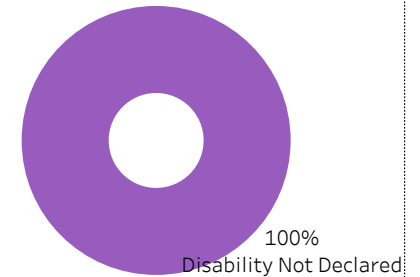
Credentials



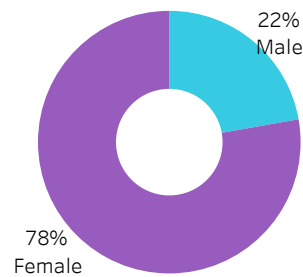
Base/CE



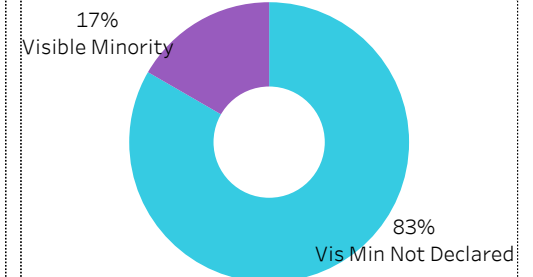
Disability



Gender



Visible Minority





2019-20 Graduate Follow-up Survey Summary of Results (page 2/5) Graduate Employment



[Click on button to RESET Filters](#)

Number of Respondents
18

School: **Business** | Program: **Business Accountancy** | Credential: **Diploma** | Admin Campus: **Moose Jaw** | Base/CE: **Con Ed - Sask Polytech Delivered** | Indigenous: **Non-Indigenous**

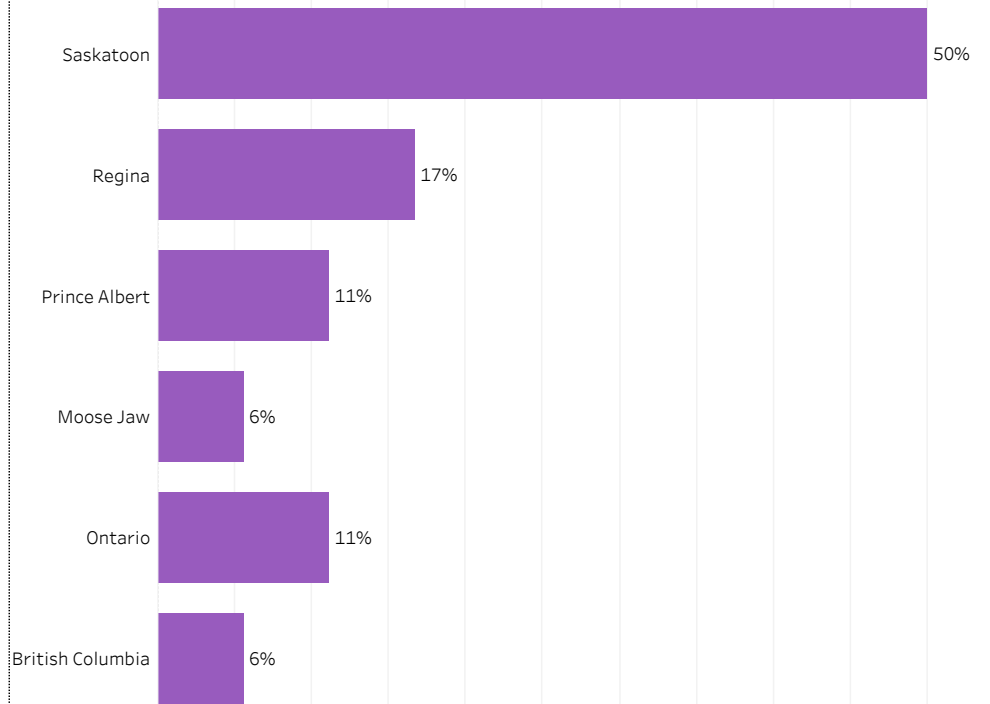
Overall Employment Rate

#Available Workforce	# of Grads Employed	Employment Rate	# of Fulltime Employed Grads	Full-time Employment Rate
18	18	100%	16	89%

Training Related (TR) Employment

#Available Workforce	# of TR Employed Grads	TR Employment Rate	# of Fulltime TR Employed Grads	Full-time TR Employment Rate
18	12	67%	11	61%

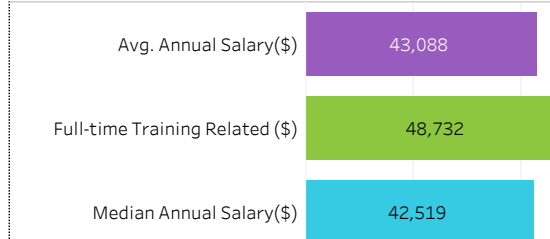
Location of Employment



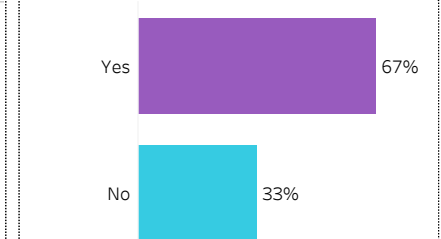
Average Salaries by Location of Employment



Average/Median Salary



Relatedness of Job to Training



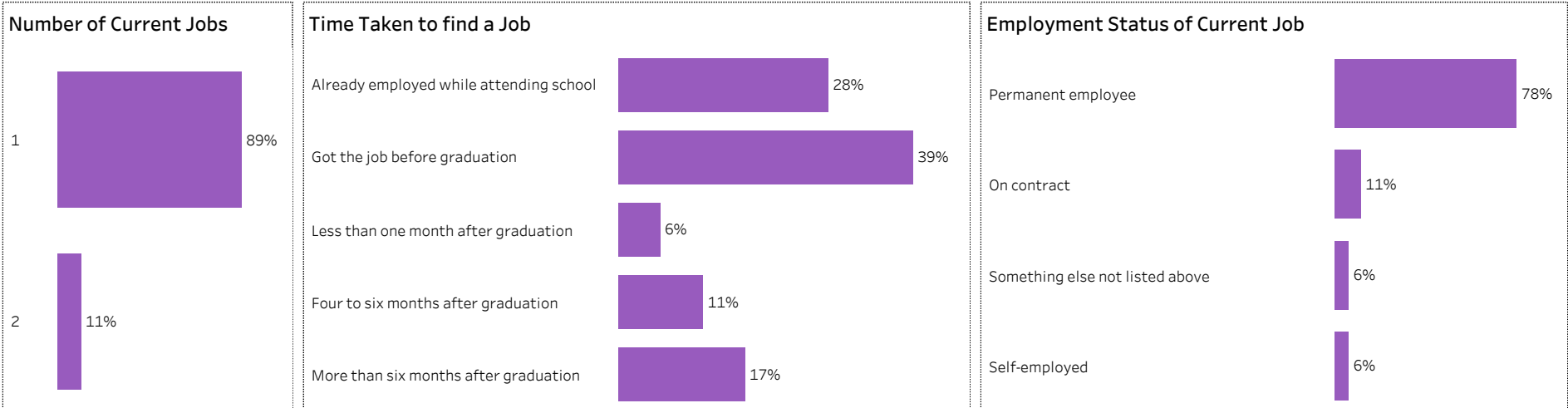
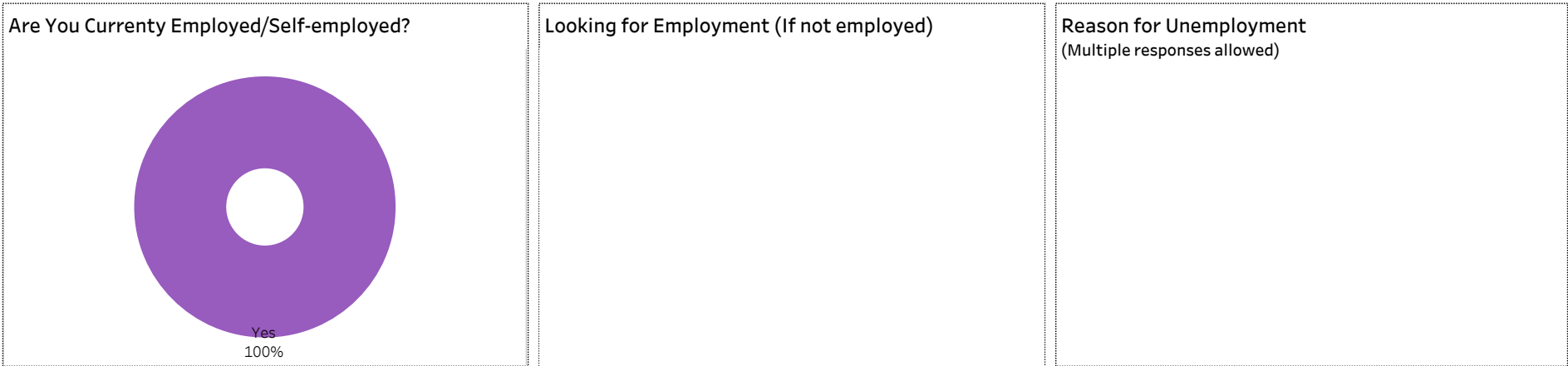


2019-20 Graduate Follow-up Survey Summary of Results (page 3/5) Graduate Employment (continued)



[Click on button to RESET Filters](#)

Number of Respondents 18	School: Business Program: Business Accountancy Credential: Diploma Admin Campus: Moose Jaw Base/CE: Con Ed - Sask Polytech Delivered Indigenous: Non-Indigenous
------------------------------------	---





2019-20 Graduate Follow-up Survey Summary of Results (page 4/5) Satisfaction and Program Benefits



Click on button to RESET Filters

Number of Respondents 18	School: Business Program: Business Accountancy Credential: Diploma Admin Campus: Moose Jaw Base/CE: Con Ed - Sask Polytech Delivered Indigenous: Non-Indigenous
---	---

Level of Satisfaction	Very Satisfied & Somewhat Satisfied	Very satisfied Somewhat satisfied Very dissatisfied Somewhat dissatisfied	Not sure	Program Benefits	A Great Extent & Some Extent A Great extent Some extent No extent at all Not sure	A great extent Some extent No extent at all Not applicable Not sure
-----------------------	-------------------------------------	--	----------	------------------	---	---

Instruction delivered	100%			Improved employment opportunities	94%	
Program	100%			Skills and knowledge relevant in the workplace	94%	
Educational experience at Sask Polytech	94%			Improved earning potential	83%	
Relevance of your program to your field of employment	94%					

Student support services	89%			Satisfaction with Sask Polytech		
Campus facilities	83%			Are you satisfied with your decision to attend Sask Polytech? 	Would you recommend Sask Polytech to others? 	Would you recommend your program to others?
Campus activities	44%					

Institutional Research and Analysis



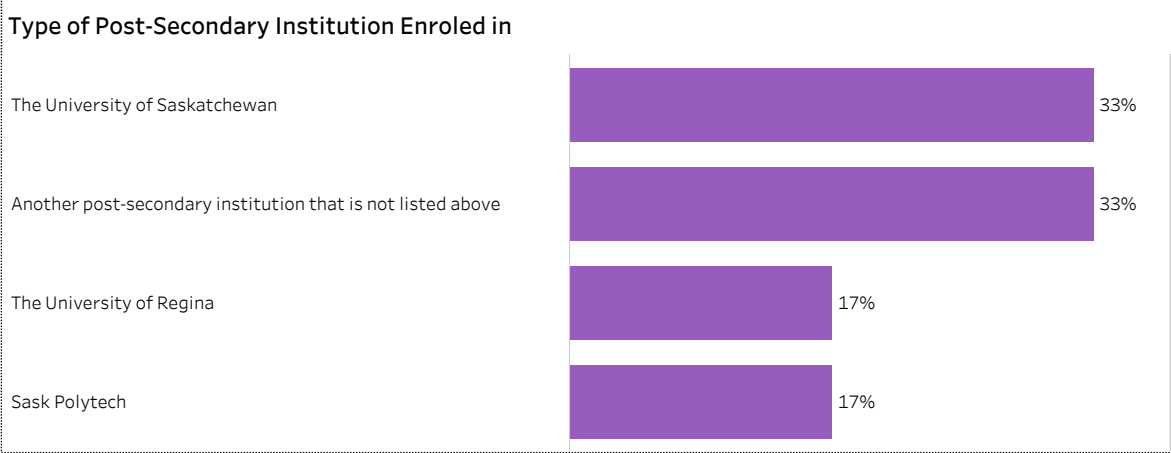
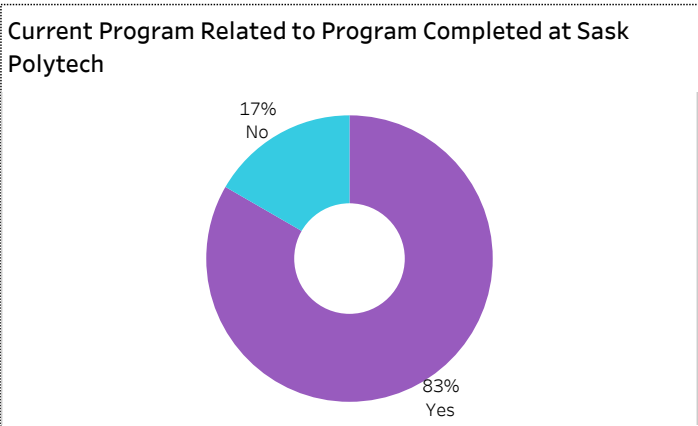
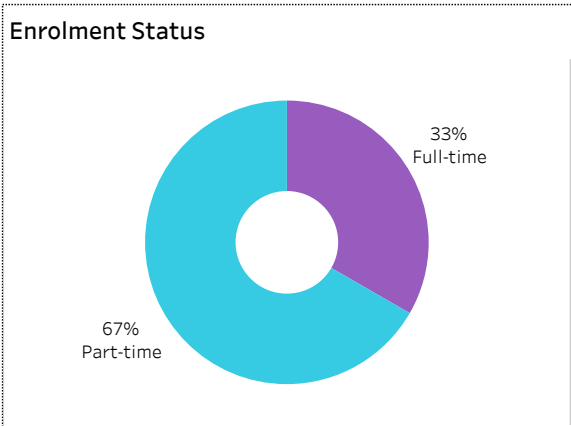
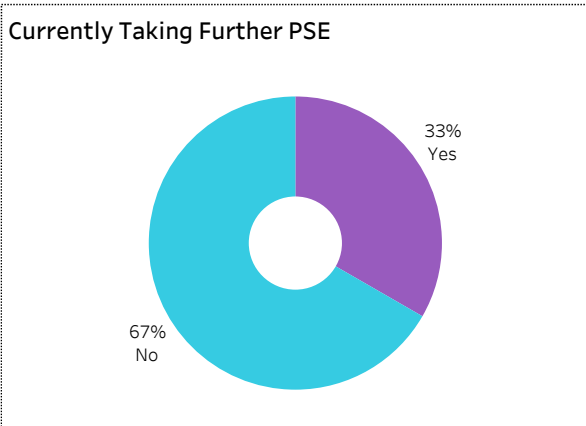
2019-20 Graduate Follow-up Survey Summary of Results (page 5/5) Further Post-Secondary Education



[Click on button to RESET Filters](#)

Number of Respondents
18

School: **Business** | Program: **Business Accountancy** | Credential: **Diploma** | Admin Campus: **Moose Jaw** | Base/CE: **Con Ed - Sask Polytech Delivered** | Indigenous: **Non-Indigenous**



Among the students who pursued further education, 25% indicated the program was not related to the one they completed at Sask Polytech. Common reasons cited by the graduates who were studying in an unrelated field were to be able to change career choice, to have more/better career choices, and difficulty of finding employment in their previous field of study.

Institutional Research and Analysis



2019-20 Graduate Follow-up Survey Summary of Results (page 1/5) Respondent Profile

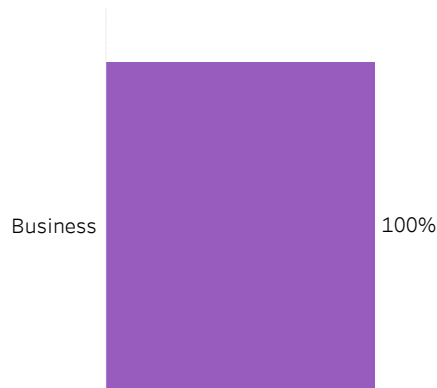


[Click on button to RESET Filters](#)

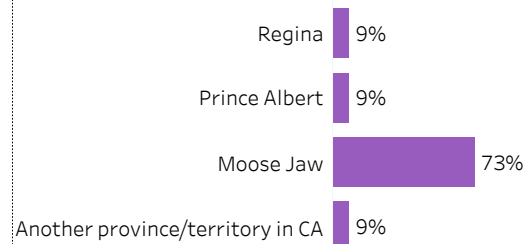
Number of Respondents
11

School: **Business** | Program: **Business Accountancy** | Credential: **Postgraduate Certificate** | Admin Campus:
Moose Jaw | Base/CE: **Base** | Indigenous: **Non-Indigenous**

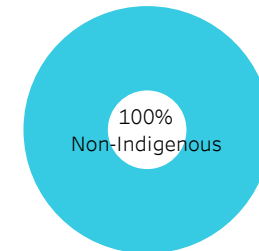
School



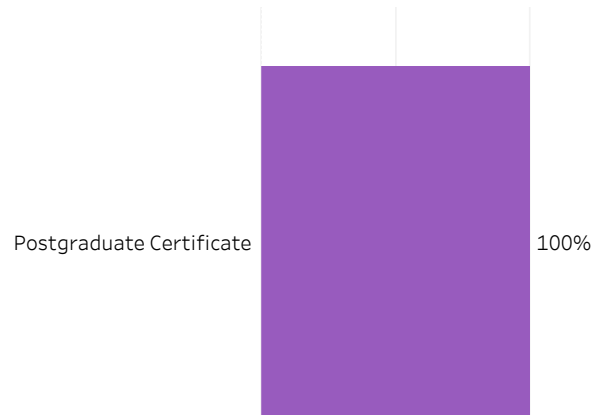
Location of Current Residence



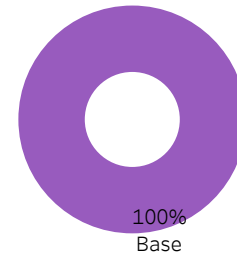
Indigenous Status



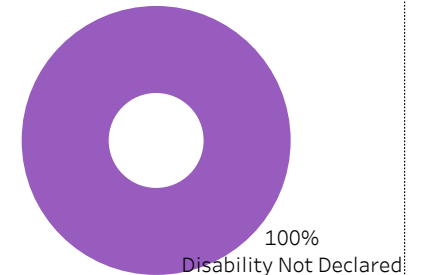
Credentials



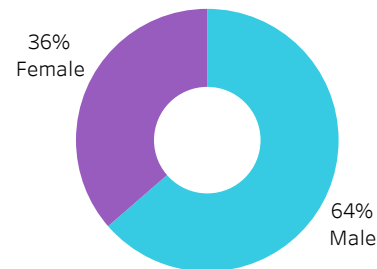
Base/CE



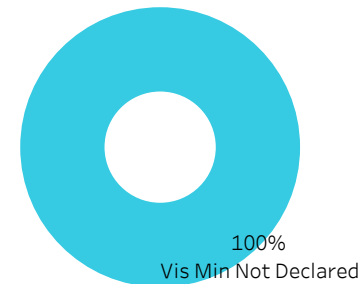
Disability



Gender



Visible Minority





2019-20 Graduate Follow-up Survey Summary of Results (page 2/5) Graduate Employment



[Click on button to RESET Filters](#)

Number of Respondents
11

School: **Business** | Program: **Business Accountancy** | Credential: **Postgraduate Certificate** | Admin Campus: **Moose Jaw** | Base/CE: **Base** |
Indigenous: **Non-Indigenous**

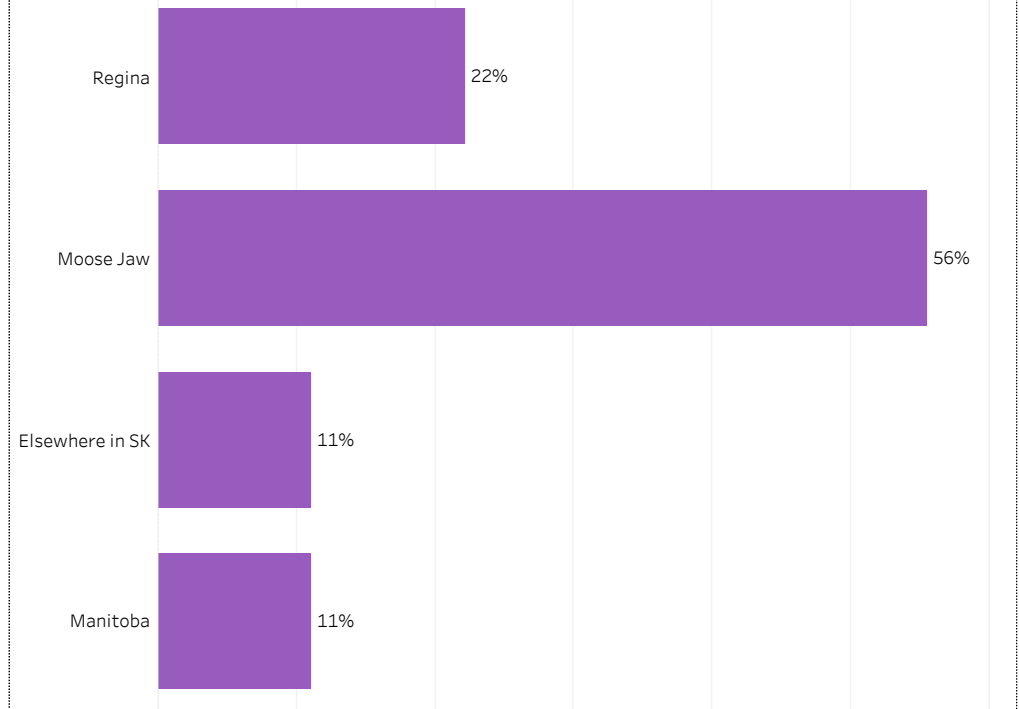
Overall Employment Rate

#Available Workforce	# of Grads Employed	Employment Rate	# of Fulltime Employed Grads	Full-time Employment Rate
11	9	82%	7	64%

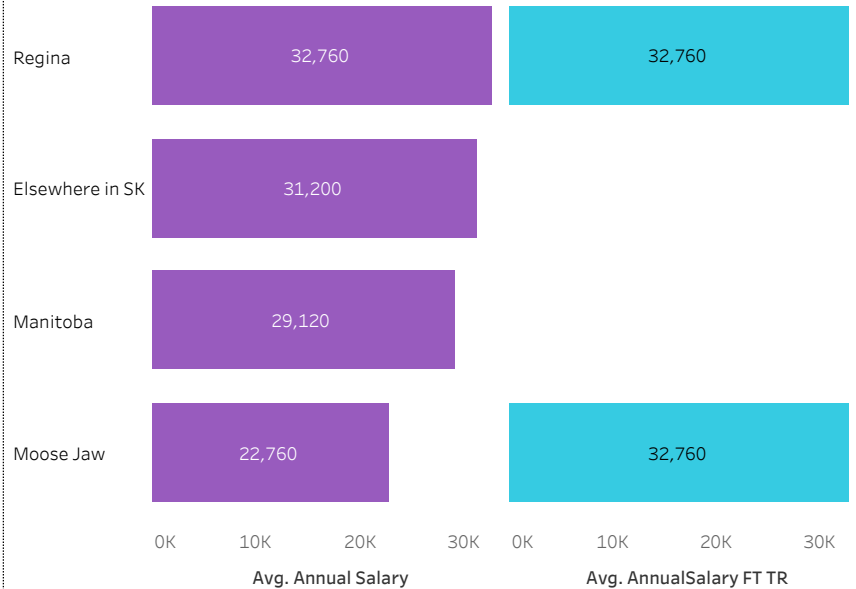
Training Related (TR) Employment

#Available Workforce	# of TR Employed Grads	TR Employment Rate	# of Fulltime TR Employed Grads	Full-time TR Employment Rate
11	2	18%	2	18%


Location of Employment



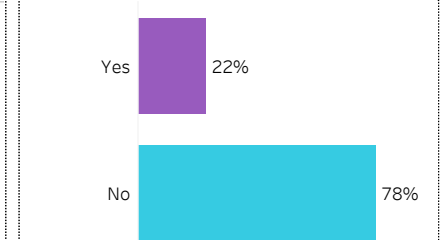
Average Salaries by Location of Employment



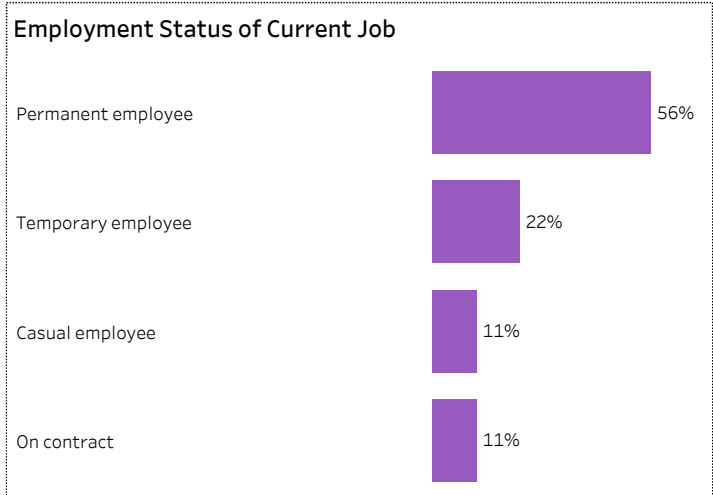
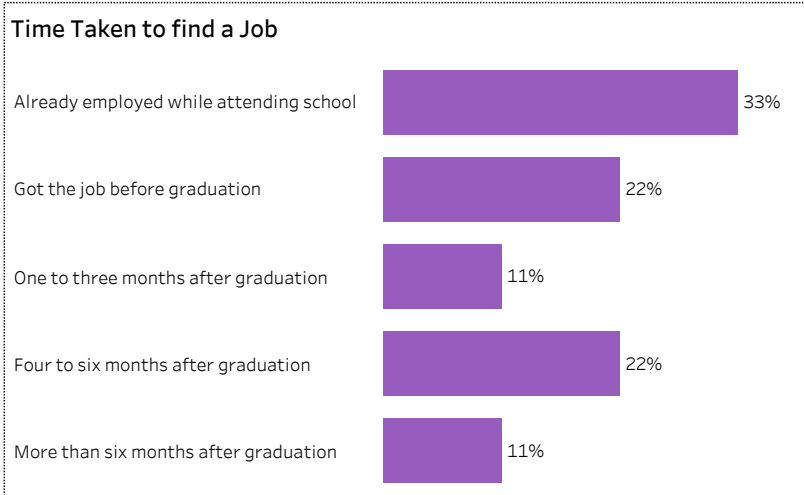
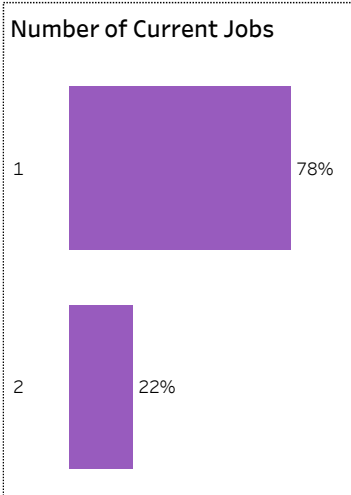
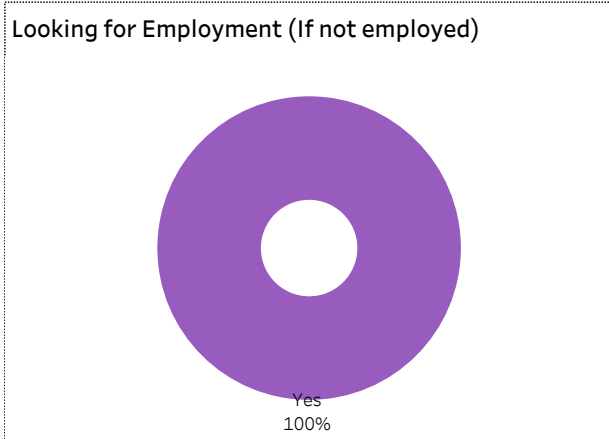
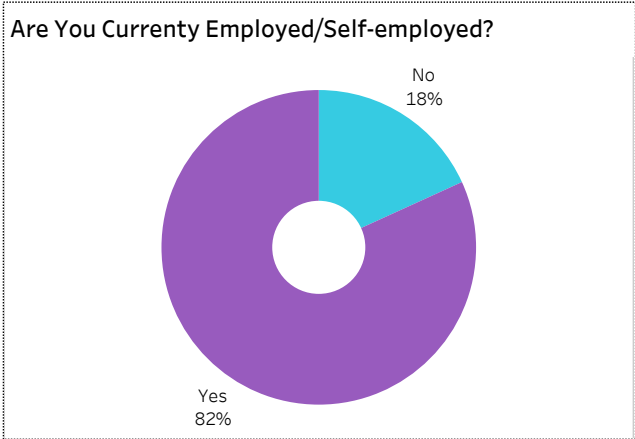
Average/Median Salary



Relatedness of Job to Training



Number of Respondents **11** | School: **Business** | Program: **Business Accountancy** | Credential: **Postgraduate Certificate** | Admin Campus: **Moose Jaw** | Base/CE: **Base** | Indigenous: **Non-Indigenous**





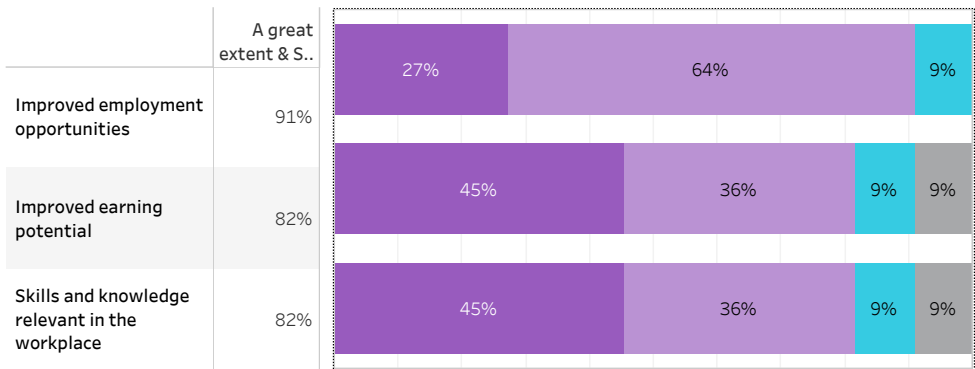
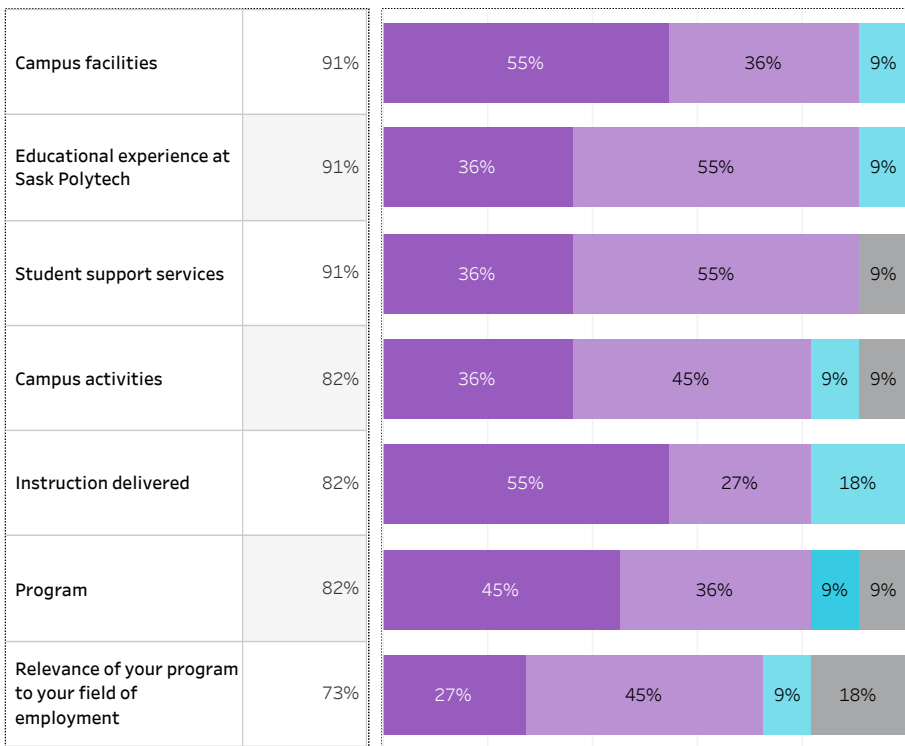
2019-20 Graduate Follow-up Survey Summary of Results (page 4/5) Satisfaction and Program Benefits



Click on button to RESET Filters

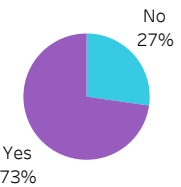
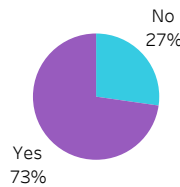
Number of Respondents 11	School: Business Program: Business Accountancy Credential: Postgraduate Certificate Admin Campus: Moose Jaw Base/CE: Base Indigenous: Non-Indigenous
------------------------------------	--

Level of Satisfaction	Very Satisfied & Somewhat Satisfied	<ul style="list-style-type: none"> Very satisfied Somewhat satisfied Very dissatisfied Somewhat dissatisfied Not sure 	Program Benefits	A Great Extent & Some Extent	<ul style="list-style-type: none"> A great extent Some extent No extent at all Not sure Not applicable
------------------------------	-------------------------------------	--	-------------------------	------------------------------	---



Satisfaction with Sask Polytech

Are you satisfied with your decision to attend Sask Polytech? | Would you recommend Sask Polytech to others? | Would you recommend your program to others?



Institutional Research and Analysis

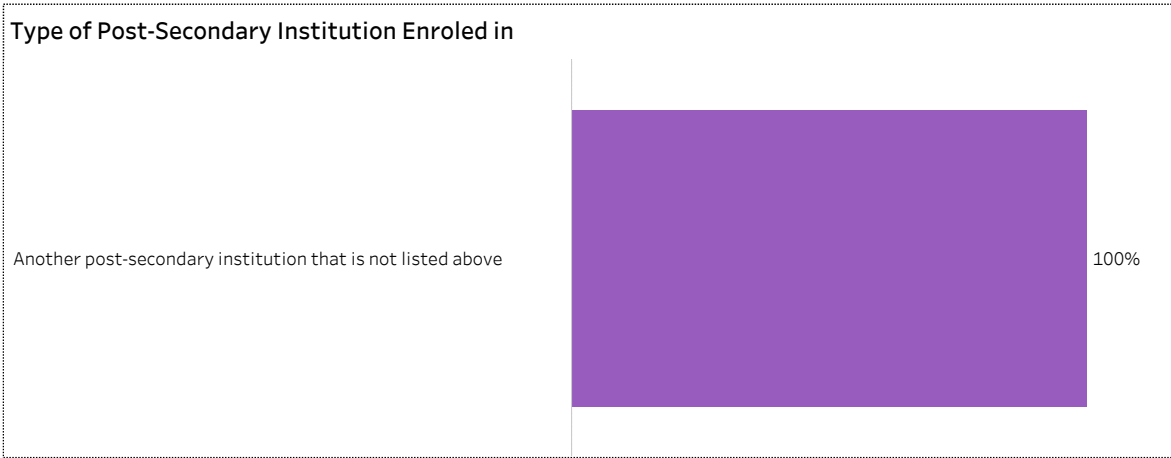
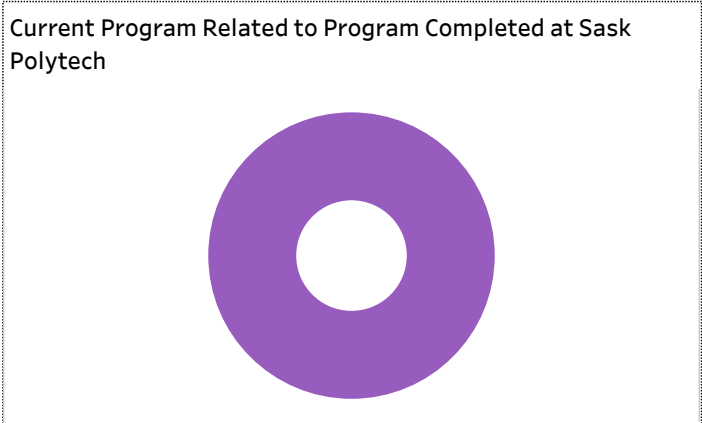
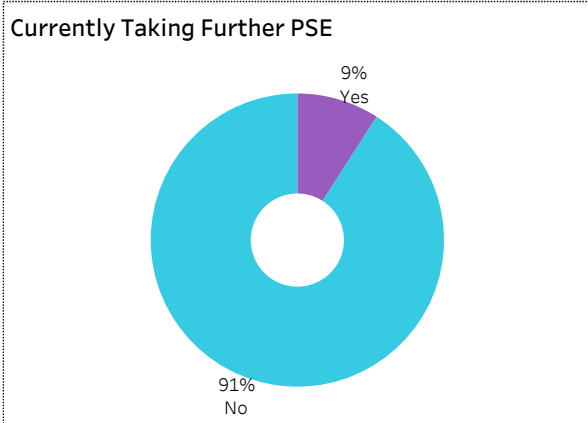


2019-20 Graduate Follow-up Survey Summary of Results (page 5/5) Further Post-Secondary Education



[Click on button to RESET Filters](#)

Number of Respondents **11** | School: **Business** | Program: **Business Accountancy** | Credential: **Postgraduate Certificate** | Admin Campus: **Moose Jaw** | Base/CE: **Base** | Indigenous: **Non-Indigenous**



Among the students who pursued further education, 25% indicated the program was not related to the one they completed at Sask Polytech. Common reasons cited by the graduates who were studying in an unrelated field were to be able to change career choice, to have more/better career choices, and difficulty of finding employment in their previous field of study.

Institutional Research and Analysis

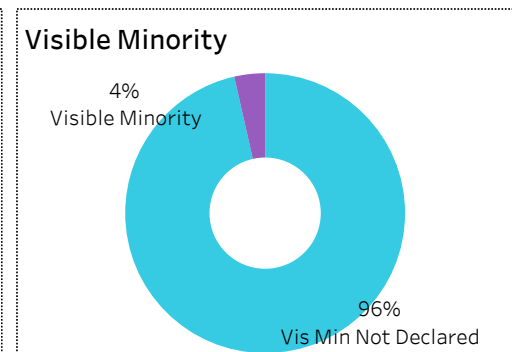
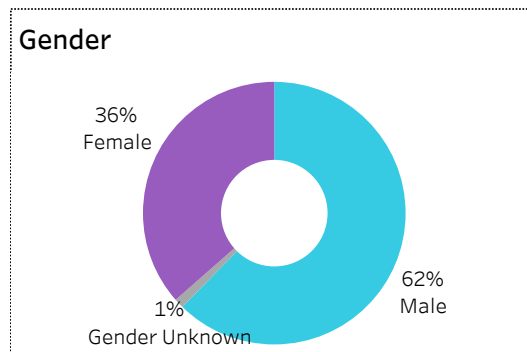
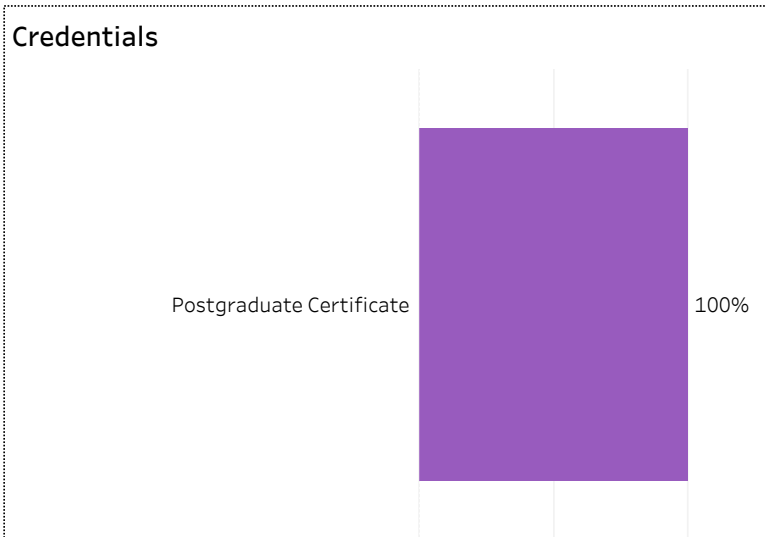
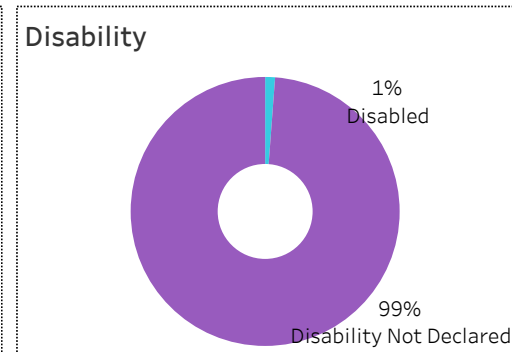
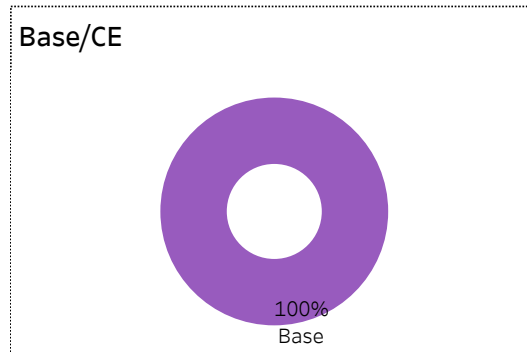
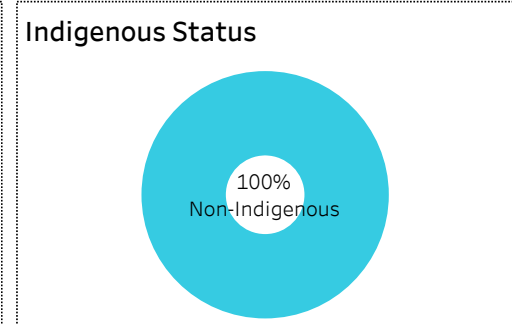
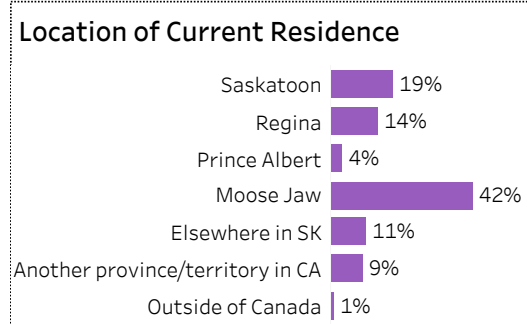
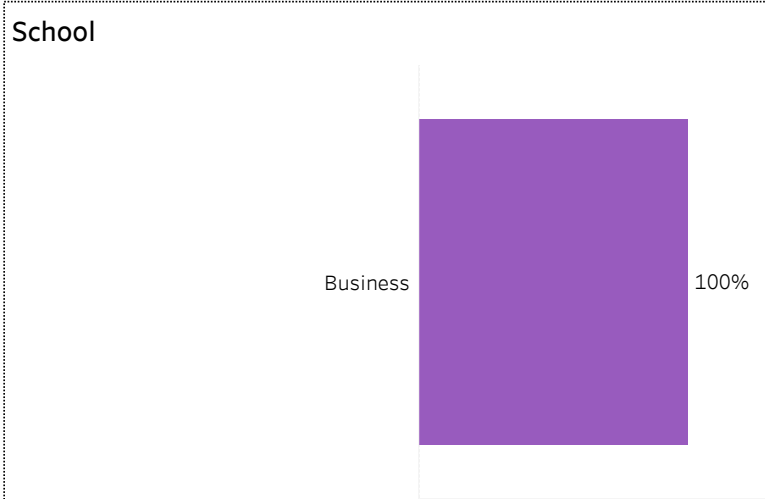


2019-20 Graduate Follow-up Survey Summary of Results (page 1/5) Respondent Profile



[Click on button to RESET Filters](#)

Number of Respondents: **85**
 School: **Business** | Program: **Business Management** | Credential: **Postgraduate Certificate** | Admin Campus: **Moose Jaw** | Base/CE: **Base** | Indigenous: **Non-Indigenous**





2019-20 Graduate Follow-up Survey Summary of Results (page 2/5) Graduate Employment



[Click on button to RESET Filters](#)

Number of Respondents
85

School: **Business** | Program: **Business Management** | Credential: **Postgraduate Certificate** | Admin Campus: **Moose Jaw** | Base/CE: **Base** |
Indigenous: **Non-Indigenous**

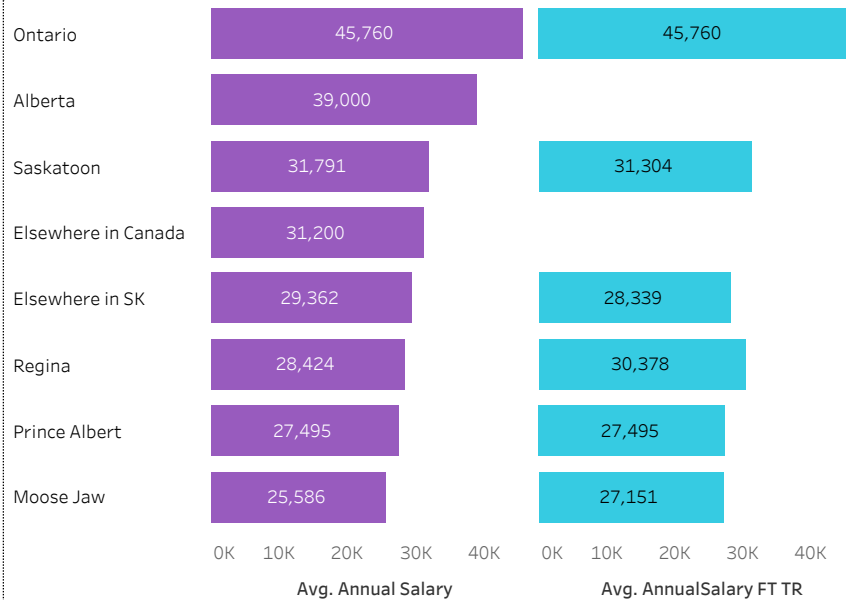
Overall Employment Rate

#Available Workforce	# of Grads Employed	Employment Rate	# of Fulltime Employed Grads	Full-time Employment Rate
80	73	91%	62	78%

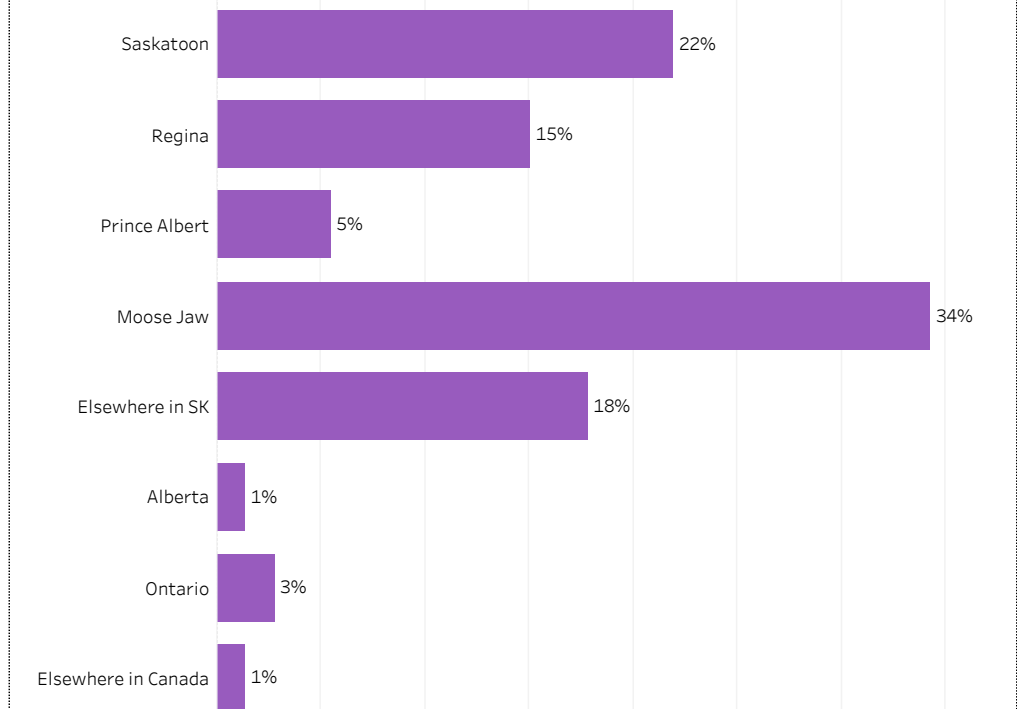
Training Related (TR) Employment

#Available Workforce	# of TR Employed Grads	TR Employment Rate	# of Fulltime TR Employed Grads	Full-time TR Employment Rate
80	37	46%	31	39%

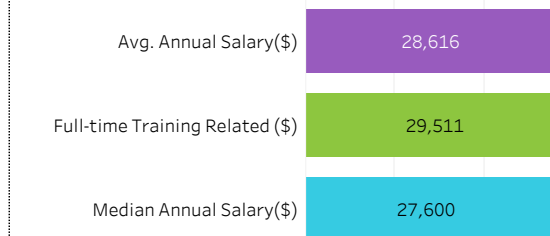
Average Salaries by Location of Employment



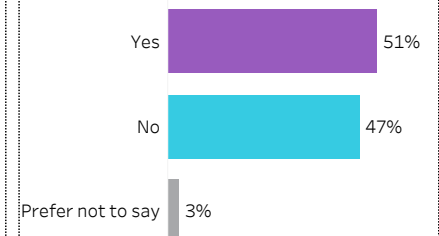
Location of Employment



Average/Median Salary



Relatedness of Job to Training



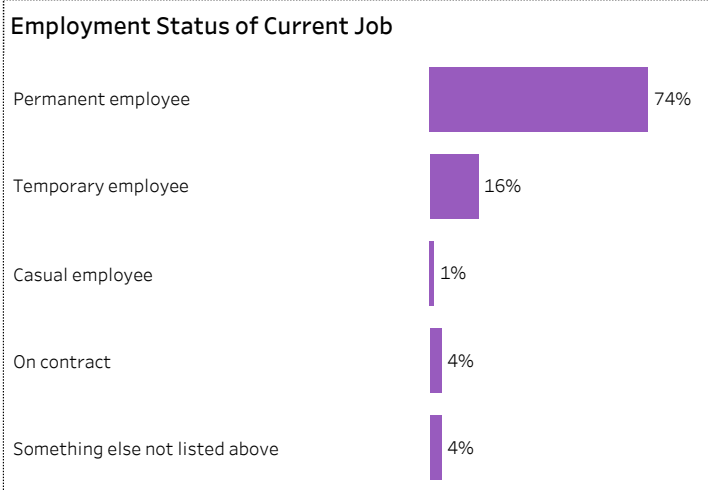
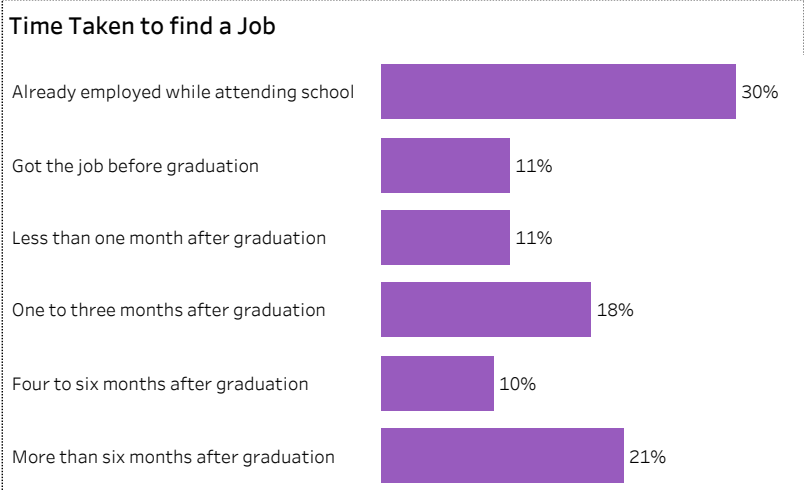
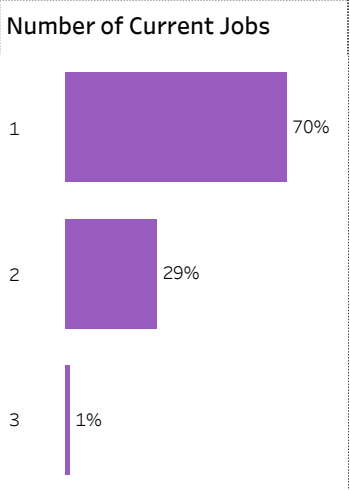
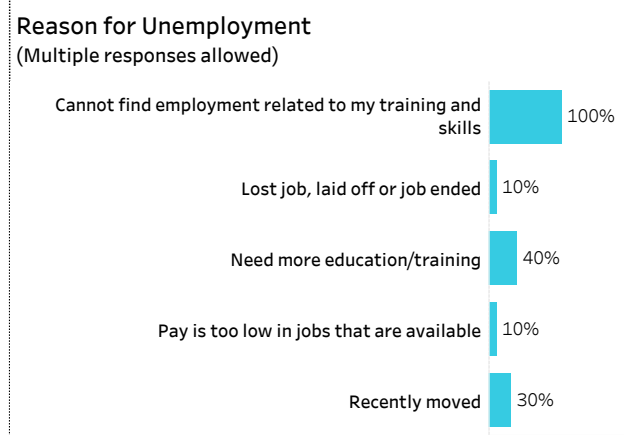
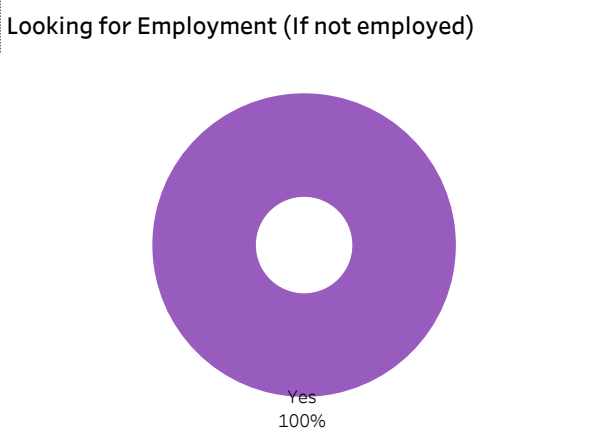
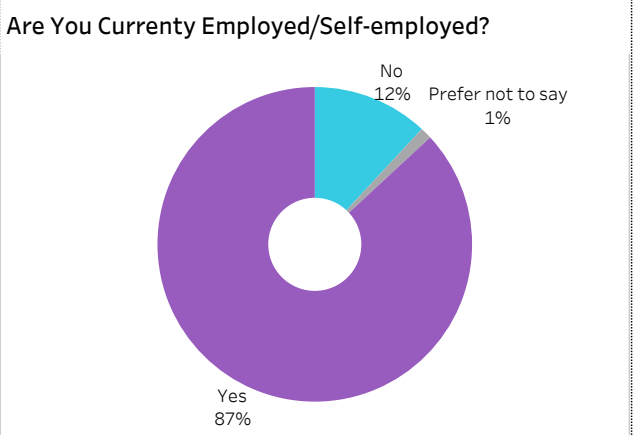


2019-20 Graduate Follow-up Survey Summary of Results (page 3/5) Graduate Employment (continued)



[Click on button to RESET Filters](#)

Number of Respondents: **85** | School: **Business** | Program: **Business Management** | Credential: **Postgraduate Certificate** | Admin Campus: **Moose Jaw** | Base/CE: **Base** | Indigenous: **Non-Indigenous**





2019-20 Graduate Follow-up Survey Summary of Results (page 4/5) Satisfaction and Program Benefits



Click on button to RESET Filters

Number of Respondents 85	School: Business Program: Business Management Credential: Postgraduate Certificate Admin Campus: Moose Jaw Base/CE: Base Indigenous: Non-Indigenous
------------------------------------	---

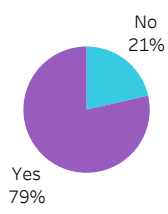
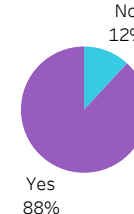
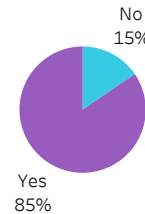
Level of Satisfaction	Very Satisfied & Somewhat Satisfied	Very Satisfied	Somewhat satisfied	Very dissatisfied	Somewhat dissatisfied	Not sure	Program Benefits	A Great Extent & Some Extent	A Great extent	Some extent	No extent at all	Not sure	Not applicable
-----------------------	-------------------------------------	----------------	--------------------	-------------------	-----------------------	----------	------------------	------------------------------	----------------	-------------	------------------	----------	----------------

Campus facilities	95%	60%	35%			
Instruction delivered	93%	61%	32%			
Educational experience at Sask Polytech	89%	66%	24%	6%		
Campus activities	87%	52%	35%	7%		
Student support services	87%	64%	24%	8%		
Program	86%	58%	28%	9%		
Relevance of your program to your field of employment	79%	47%	32%	6%	13%	

Skills and knowledge relevant in the workplace	A Great extent & S..	50%	40%	7%	
Improved earning potential	90%	38%	31%	25%	5%
Improved employment opportunities	69%	37%	29%	27%	7%

Satisfaction with Sask Polytech

Are you satisfied with your decision to attend Sask Polytech? Would you recommend Sask Polytech to others? Would you recommend your program to others?



Institutional Research and Analysis



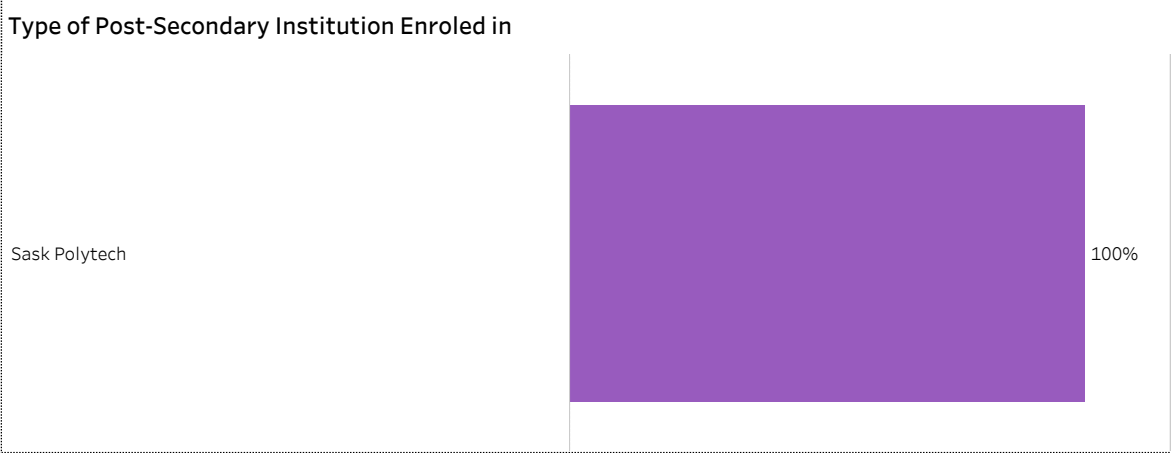
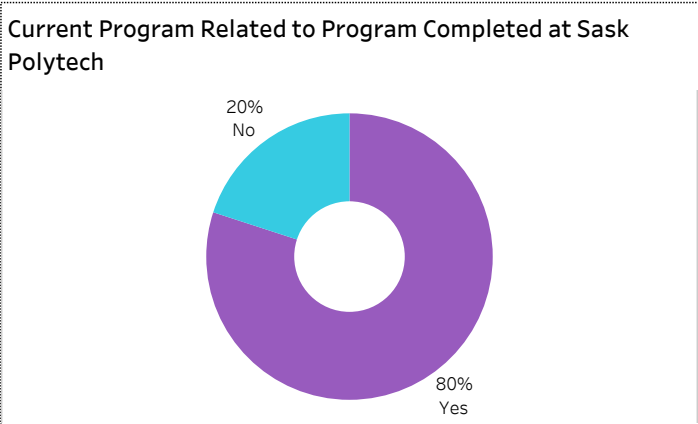
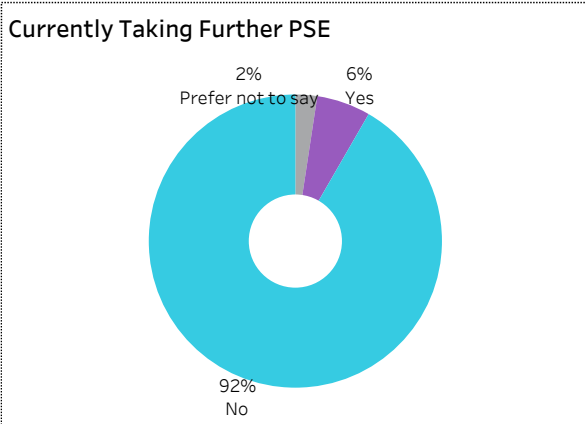
2019-20 Graduate Follow-up Survey Summary of Results (page 5/5) Further Post-Secondary Education



[Click on button to RESET Filters](#)

Number of Respondents
85

School: **Business** | Program: **Business Management** | Credential: **Postgraduate Certificate** | Admin Campus: **Moose Jaw** | Base/CE: **Base** | Indigenous: **Non-Indigenous**



Among the students who pursued further education, 25% indicated the program was not related to the one they completed at Sask Polytech. Common reasons cited by the graduates who were studying in an unrelated field were to be able to change career choice, to have more/better career choices, and difficulty of finding employment in their previous field of study.

Institutional Research and Analysis



2019-20 Graduate Follow-up Survey Summary of Results (page 1/5) Respondent Profile

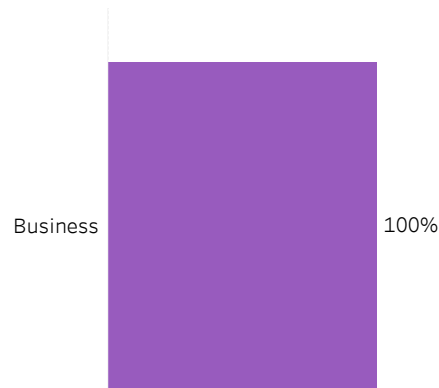


[Click on button to RESET Filters](#)

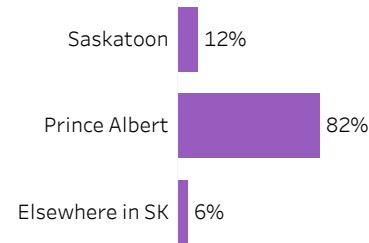
Number of Respondents
17

School: **Business** | Program: **Office Administration** | Credential: **Certificate** | Admin Campus: **Prince Albert** |
Base/CE: **Base** | Indigenous: **All**

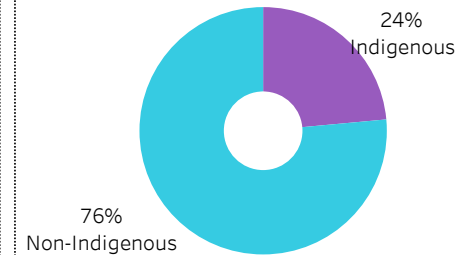
School




Location of Current Residence



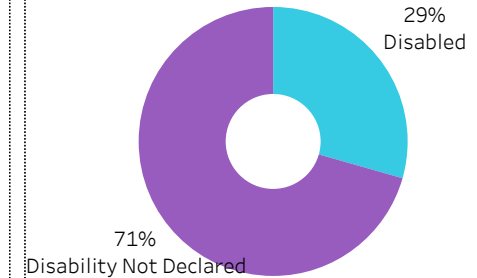
Indigenous Status



Base/CE



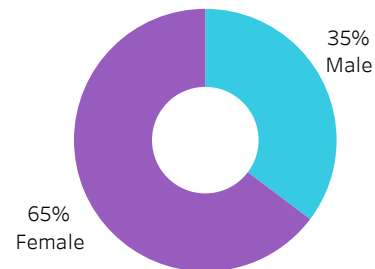
Disability



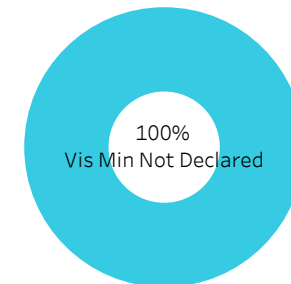
Credentials



Gender



Visible Minority





2019-20 Graduate Follow-up Survey Summary of Results (page 2/5) Graduate Employment



[Click on button to RESET Filters](#)

Number of Respondents
17

School: **Business** | Program: **Office Administration** | Credential: **Certificate** | Admin Campus: **Prince Albert** | Base/CE: **Base** | Indigenous: **All**

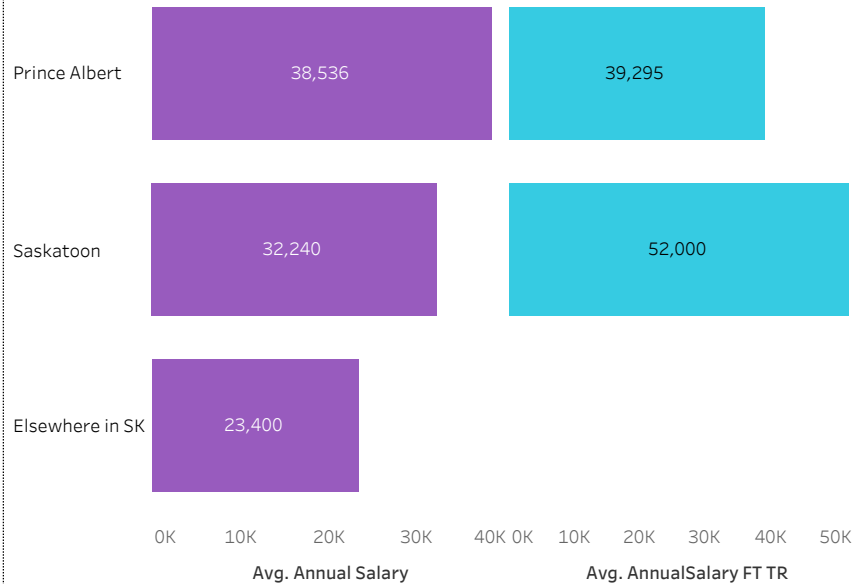
Overall Employment Rate

#Available Workforce	# of Grads Employed	Employment Rate	# of Fulltime Employed Grads	Full-time Employment Rate
16	16	100%	13	81%

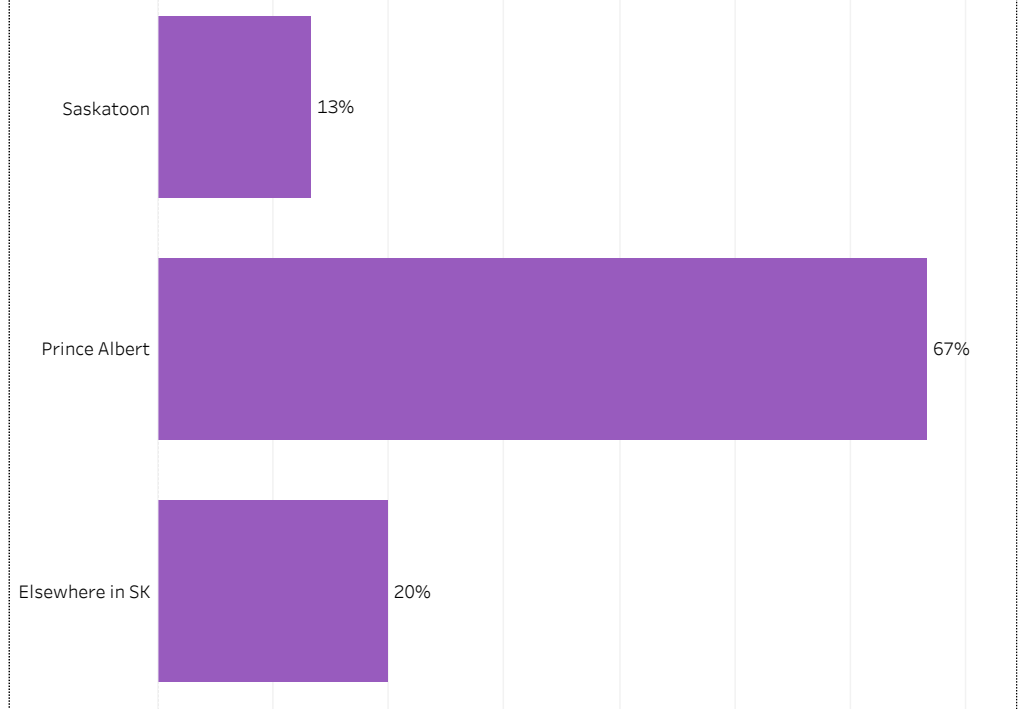
Training Related (TR) Employment

#Available Workforce	# of TR Employed Grads	TR Employment Rate	# of Fulltime TR Employed Grads	Full-time Training Related Employment Rate
16	9	56%	8	50%

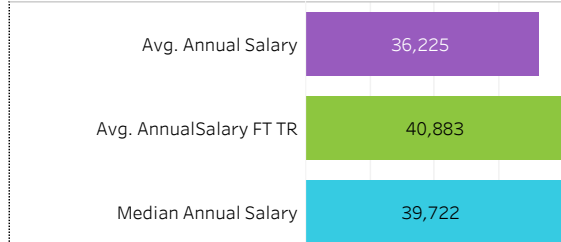
Average Salaries by Location of Employment



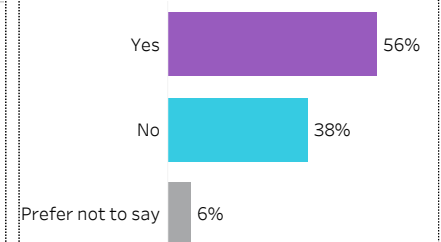
Location of Employment



Average/Median Salary



Relatedness of Job to Training

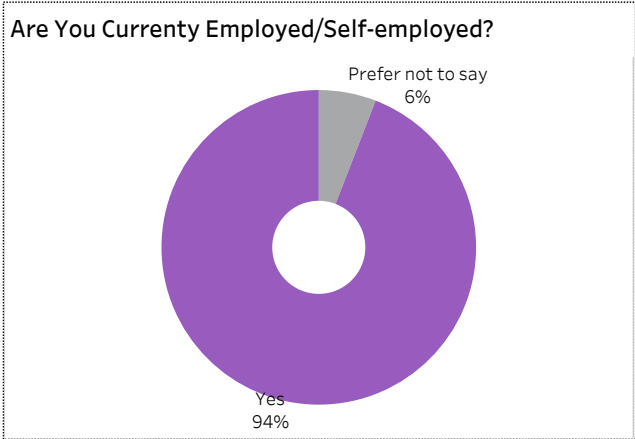




2019-20 Graduate Follow-up Survey
 Summary of Results (page 3/5)
 Graduate Employment (continued)

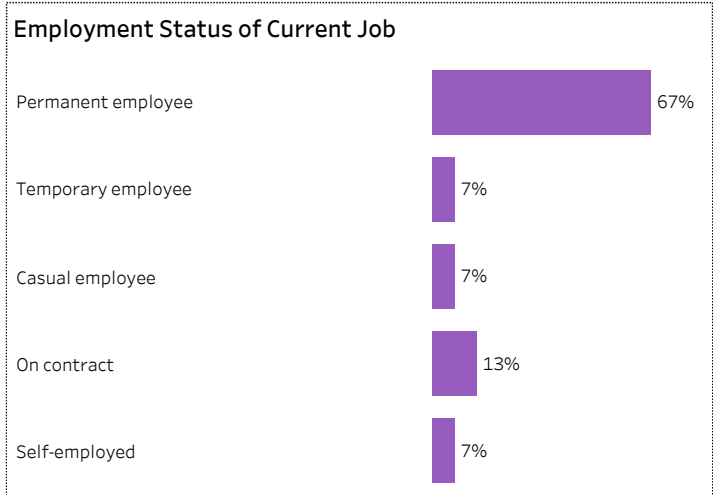
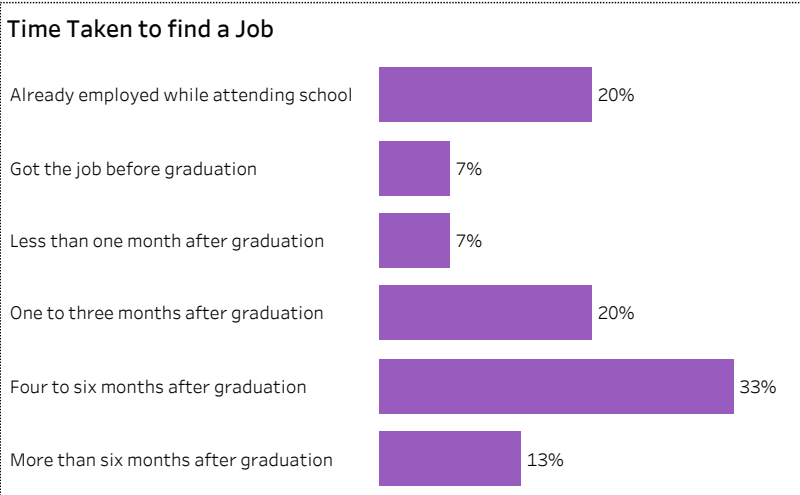
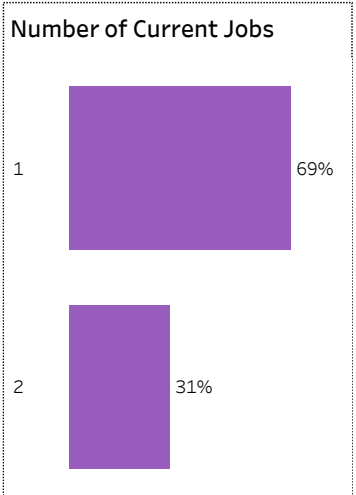


Number of Respondents: **17**
 School: **Business** | Program: **Office Administration** | Credential: **Certificate** | Admin Campus: **Prince Albert** | Base/CE: **Base** |
 Indigenous: **All**



Looking for Employment (If not employed)

Reason for Unemployment (Multiple responses allowed)





2019-20 Graduate Follow-up Survey Summary of Results (page 4/5) Satisfaction and Program Benefits



Click on button to RESET Filters

Number of Respondents 17	School: Business Program: Office Administration Credential: Certificate Admin Campus: Prince Albert Base/CE: Base Indigenous: All
------------------------------------	--

Level of Satisfaction	Very Satisfied & Somewhat Satisfied	<ul style="list-style-type: none"> Very satisfied Somewhat satisfied Somewhat dissatisfied Not sure 	Program Benefits	A Great Extent & Some Extent	<ul style="list-style-type: none"> No extent at all Some extent A great extent
-----------------------	-------------------------------------	---	------------------	------------------------------	---

Campus activities	100%	82% Very satisfied, 18% Somewhat satisfied	A Great Extent & Some Extent	100%	76% A great extent, 24% Some extent
Instruction delivered	100%	65% Very satisfied, 35% Somewhat satisfied	Skills and knowledge relevant in the workplace	100%	76% A great extent, 24% Some extent
Educational experience at Sask Polytech	100%	82% Very satisfied, 18% Somewhat satisfied	Improved earning potential	94%	47% A great extent, 47% Some extent, 6% No extent at all
Program	100%	82% Very satisfied, 18% Somewhat satisfied	Improved employment opportunities	88%	65% A great extent, 24% Some extent, 12% No extent at all

Satisfaction with Sask Polytech

Are you satisfied with your decision to attend Sask Polytech? Would you recommend Sask Polytech to others? Would you recommend your program to others?



Yes
100%



Yes
100%



Yes
100%

Institutional Research and Analysis

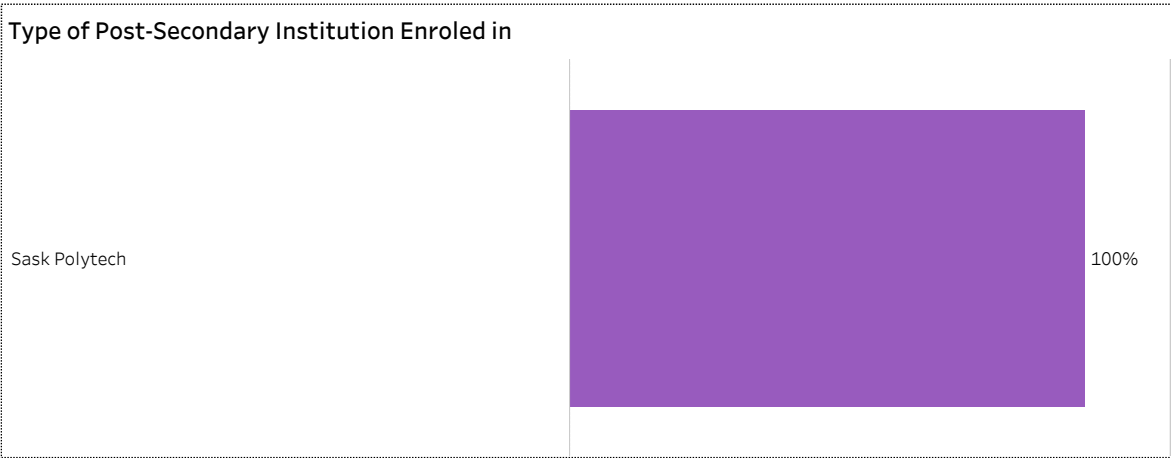
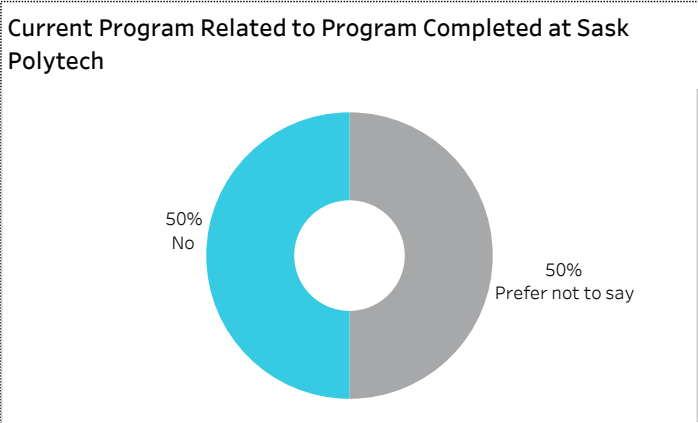
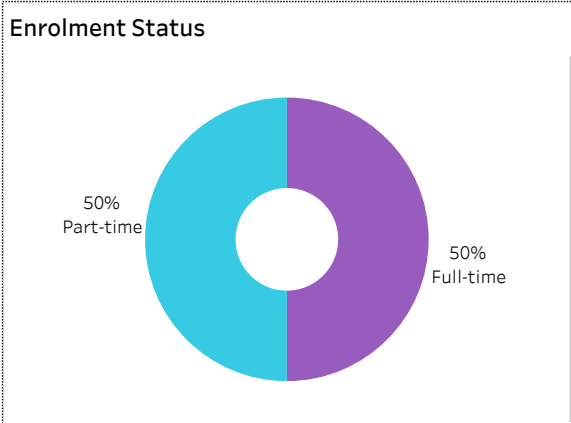
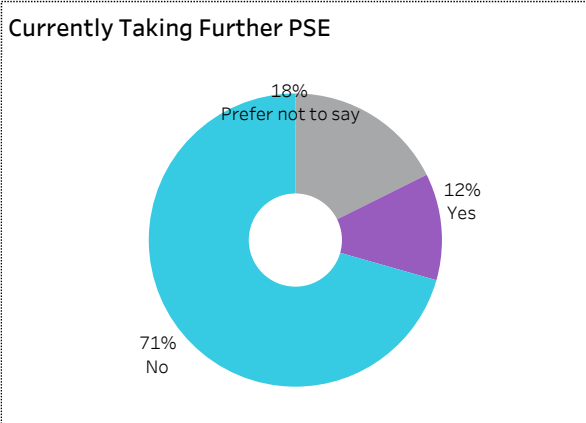


2019-20 Graduate Follow-up Survey Summary of Results (page 5/5) Further Post-Secondary Education



[Click on button to RESET Filters](#)

Number of Respondents **17** | School: **Business** | Program: **Office Administration** | Credential: **Certificate** | Admin Campus: **Prince Albert** | Base/CE: **Base** | Indigenous: **All**



Among the students who pursued further education, 25% indicated the program was not related to the one they completed at Sask Polytech. Common reasons cited by the graduates who were studying in an unrelated field were to be able to change career choice, to have more/better career choices, and difficulty of finding employment in their previous field of study.

Institutional Research and Analysis

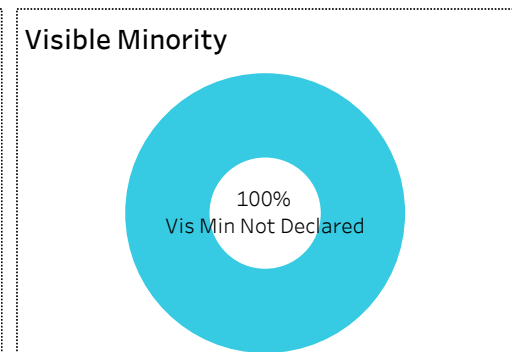
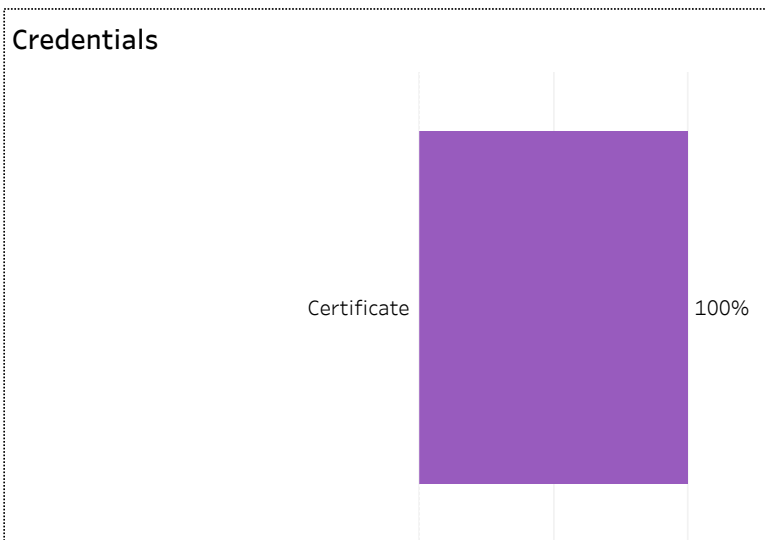
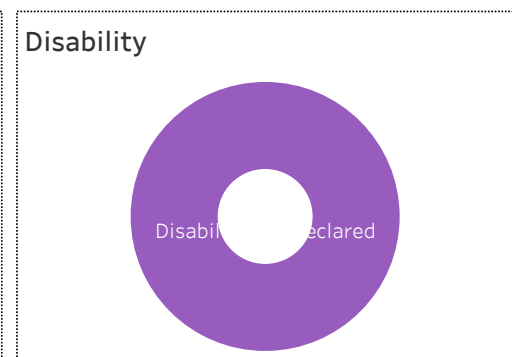

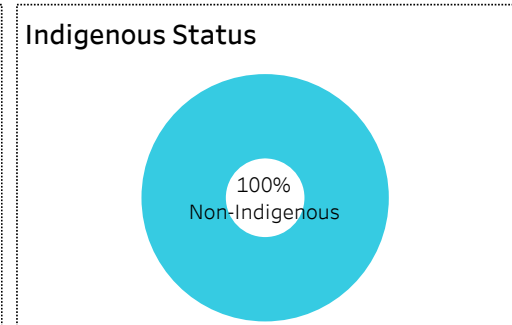
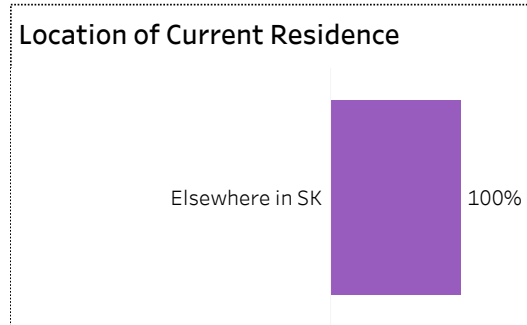
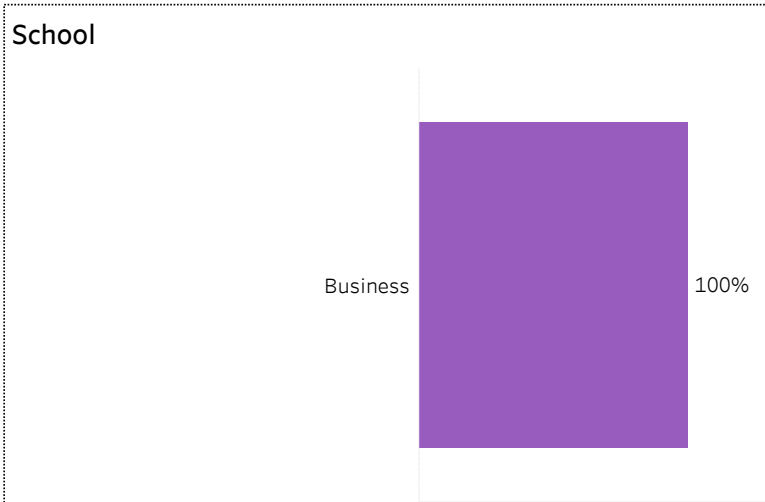


2019-20 Graduate Follow-up Survey Summary of Results (page 1/5) Respondent Profile



[Click on button to RESET Filters](#)

Number of Respondents: **2**
School: **Business** | Program: **Office Administration** | Credential: **Certificate** | Admin Campus: **Prince Albert** |
Base/CE: **Con Ed - Sask Polytech Delivered** | Indigenous: **Non-Indigenous**





2019-20 Graduate Follow-up Survey Summary of Results (page 2/5) Graduate Employment



[Click on button to RESET Filters](#)

Number of Respondents
2

School: **Business** | Program: **Office Administration** | Credential: **Certificate** | Admin Campus: **Prince Albert** | Base/CE: **Con Ed - Sask Polytech Delivered** | Indigenous: **Non-Indigenous**

Overall Employment Rate

#Available Workforce	# of Grads Employed	Employment Rate	# of Fulltime Employed Grads	Full-time Employment Rate
2	2	100%	0	0%

Training Related (TR) Employment

#Available Workforce	# of TR Employed Grads	TR Employment Rate	# of Fulltime TR Employed Grads	Full-time Training Related Employment Rate
2	0	0%	0	0%

Average Salaries by Location of Employment

Elsewhere in SK

0
Avg. Annual Salary

0
Avg. AnnualSalary FT TR

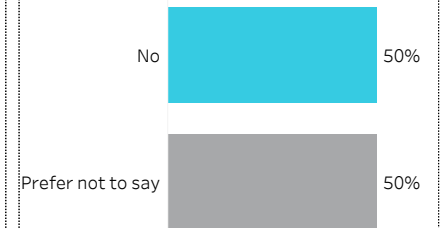
Location of Employment



Average/Median Salary

Avg. Annual Salary		
Avg. AnnualSalary FT TR		
Median Annual Salary		

Relatedness of Job to Training





2019-20 Graduate Follow-up Survey

Summary of Results (page 3/5)

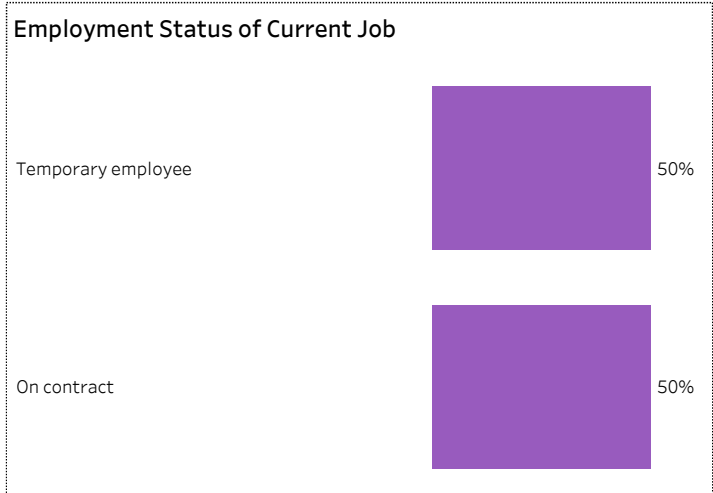
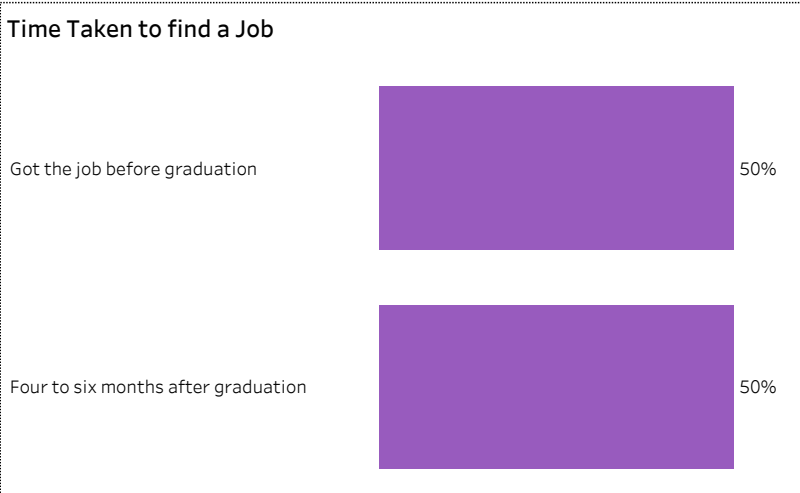
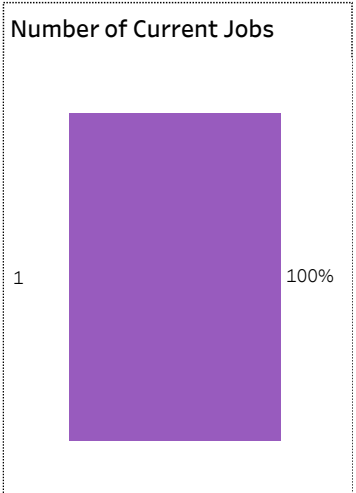
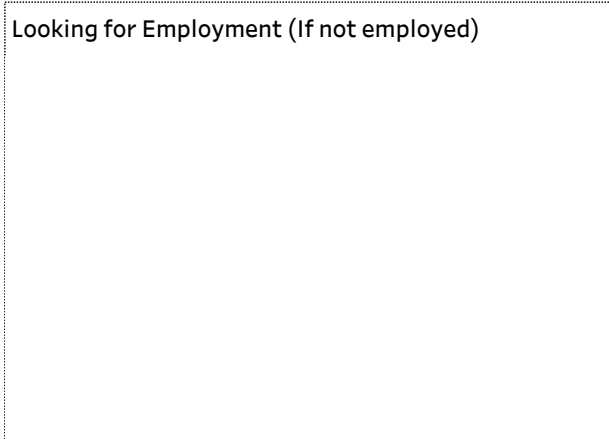
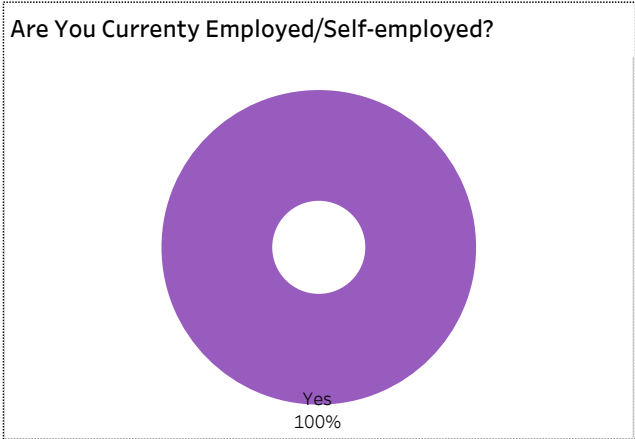
Graduate Employment (continued)



[Click on button to RESET Filters](#)

Number of Respondents: **2**

School: **Business** | Program: **Office Administration** | Credential: **Certificate** | Admin Campus: **Prince Albert** | Base/CE: **Con Ed - Sask Polytech Delivered** | Indigenous: **Non-Indigenous**





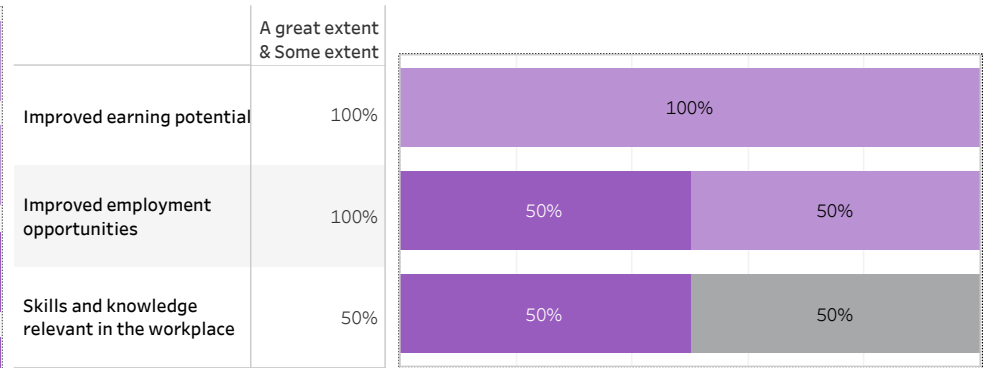
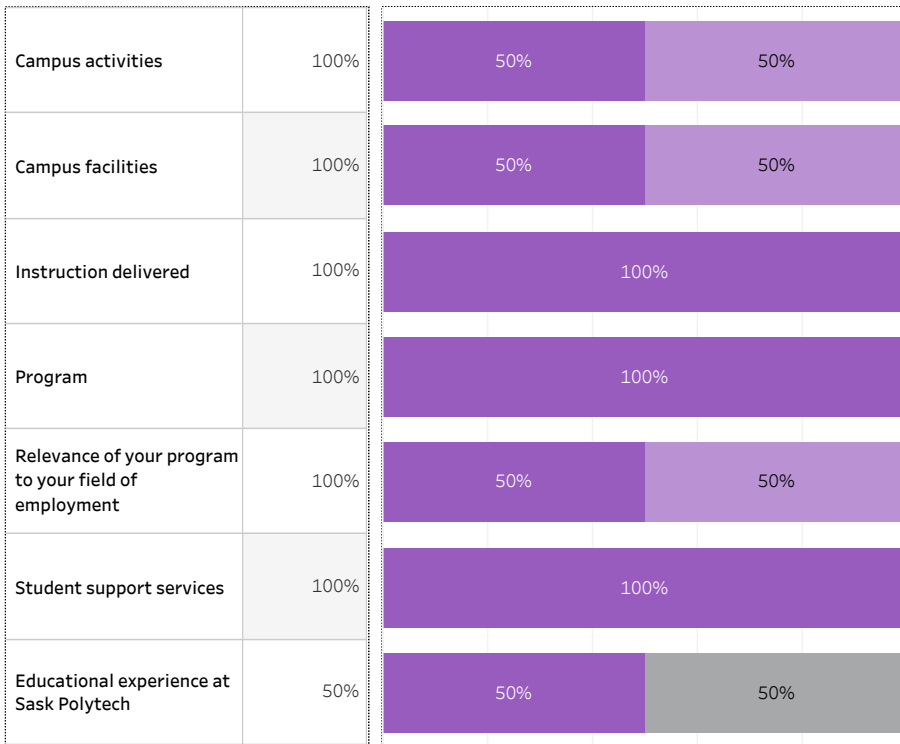
2019-20 Graduate Follow-up Survey Summary of Results (page 4/5) Satisfaction and Program Benefits



Click on button to RESET Filters

Number of Respondents 2	School: Business Program: Office Administration Credential: Certificate Admin Campus: Prince Albert Base/CE: Con Ed - Sask Polytech Delivered Indigenous: Non-Indigenous
-----------------------------------	--

Level of Satisfaction	Very Satisfied & Somewhat Satisfied	Very satisfied Somewhat satisfied Not sure	Program Benefits	A Great Extent & Some Extent	Not sure Some extent A great extent
-----------------------	-------------------------------------	--	------------------	------------------------------	---



Satisfaction with Sask Polytech

Are you satisfied with your decision to attend Sask Polytech? Would you recommend Sask Polytech to others? Would you recommend your program to others?



Institutional Research and Analysis

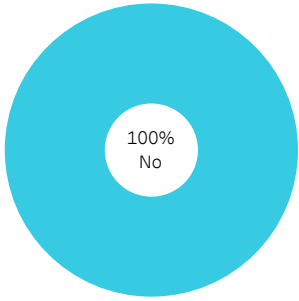


2019-20 Graduate Follow-up Survey Summary of Results (page 5/5) Further Post-Secondary Education



[Click on button to RESET Filters](#)

Number of Respondents 2	School: Business Program: Office Administration Credential: Certificate Admin Campus: Prince Albert Base/CE: Con Ed - Sask Polytech Delivered Indigenous: Non-Indigenous
-----------------------------------	--

Currently Taking Further PSE  <p>100% No</p>	Enrolment Status	Current Program Related to Program Completed at Sask Polytech
---	-------------------------	--

Type of Post-Secondary Institution Enroled in
--

Among the students who pursued further education, 25% indicated the program was not related to the one they completed at Sask Polytech. Common reasons cited by the graduates who were studying in an unrelated field were to be able to change career choice, to have more/better career choices, and difficulty of finding employment in their previous field of study.

Institutional Research and Analysis



2019-20 Graduate Follow-up Survey Summary of Results (page 1/5) Respondent Profile

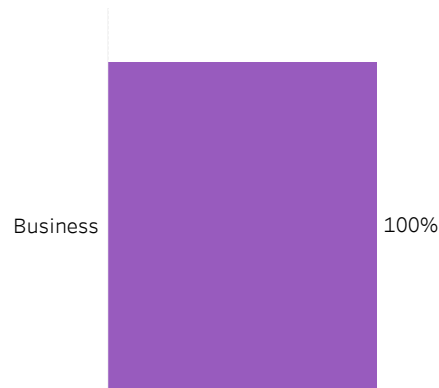


[Click on button to RESET Filters](#)

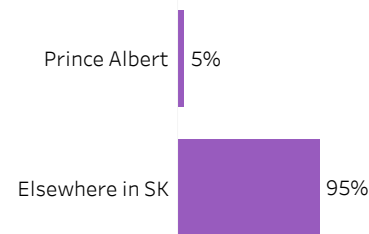
Number of Respondents
21

School: **Business** | Program: **Office Administration** | Credential: **Certificate** | Admin Campus: **Prince Albert** |
Base/CE: **Con Ed - Brokered** | Indigenous: **All**

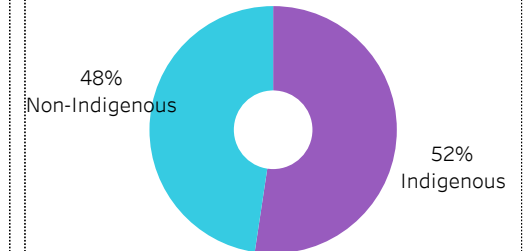
School



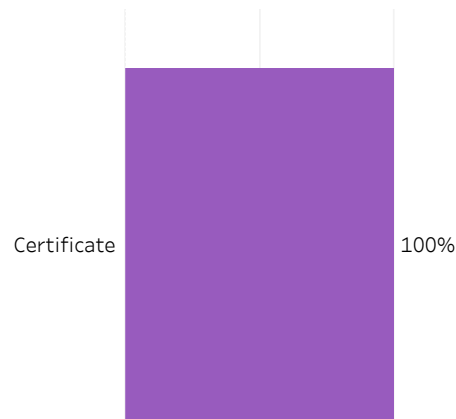
Location of Current Residence



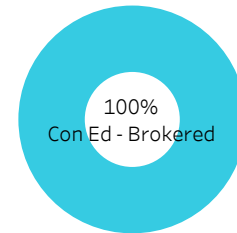
Indigenous Status



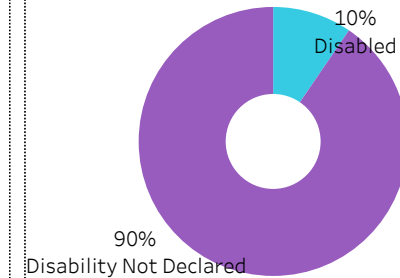
Credentials



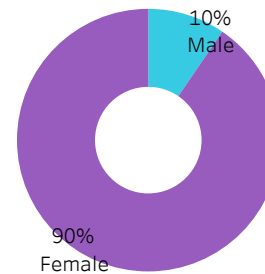
Base/CE



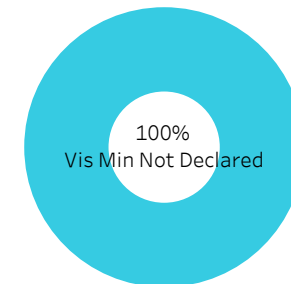
Disability



Gender



Visible Minority





2019-20 Graduate Follow-up Survey Summary of Results (page 2/5) Graduate Employment



[Click on button to RESET Filters](#)

Number of Respondents
21

School: **Business** | Program: **Office Administration** | Credential: **Certificate** | Admin Campus: **Prince Albert** | Base/CE: **Con Ed - Brokered** |
Indigenous: **All**

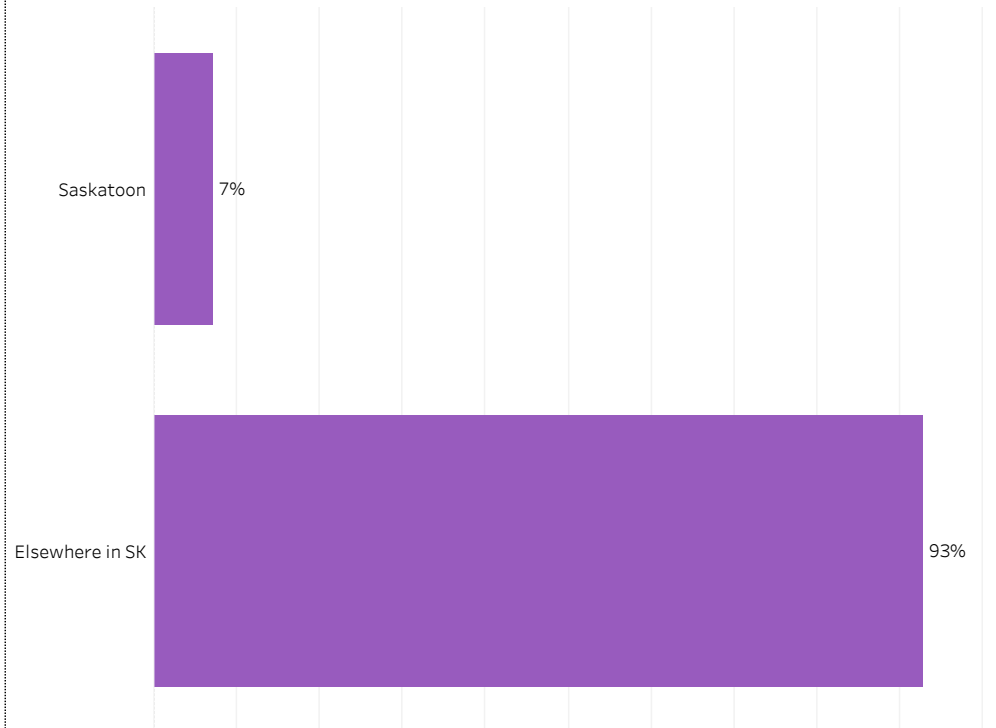
Overall Employment Rate

#Available Workforce	# of Grads Employed	Employment Rate	# of Fulltime Employed Grads	Full-time Employment Rate
17	14	82%	11	65%

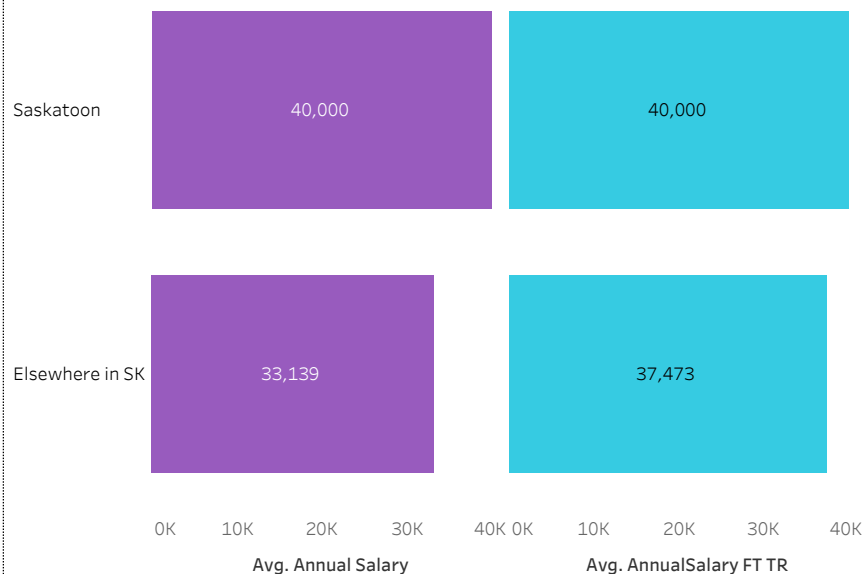
Training Related (TR) Employment

#Available Workforce	# of TR Employed Grads	TR Employment Rate	# of Fulltime TR Employed Grads	Full-time Training Related Employment Rate
17	11	65%	8	47%

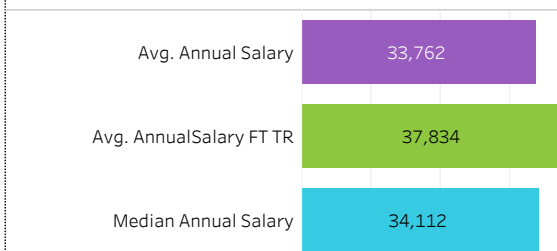
Location of Employment



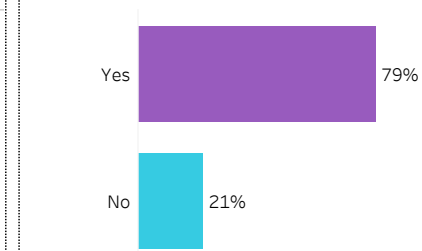
Average Salaries by Location of Employment



Average/Median Salary



Relatedness of Job to Training



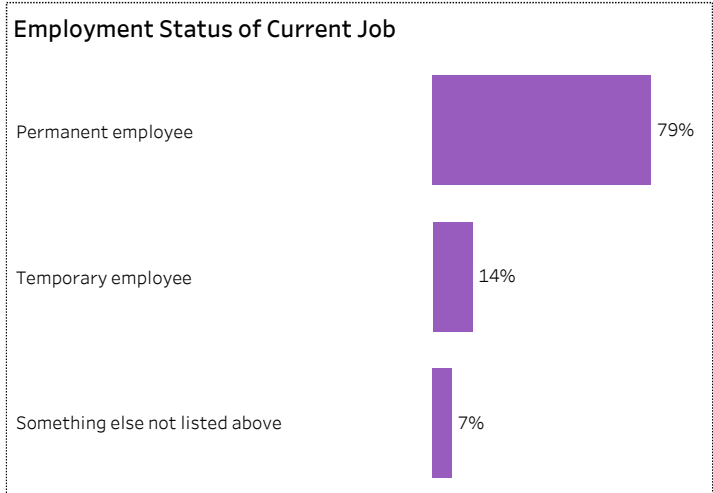
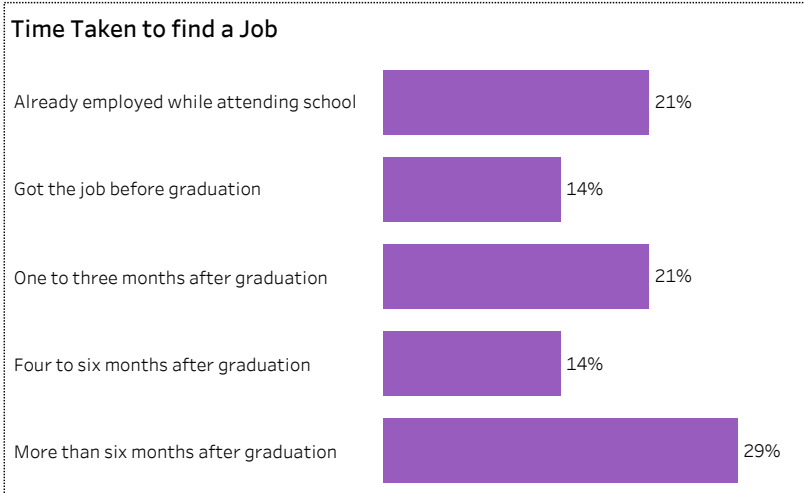
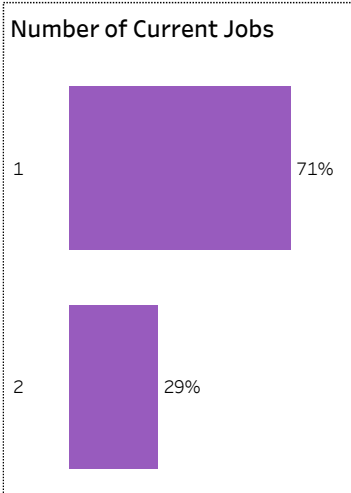
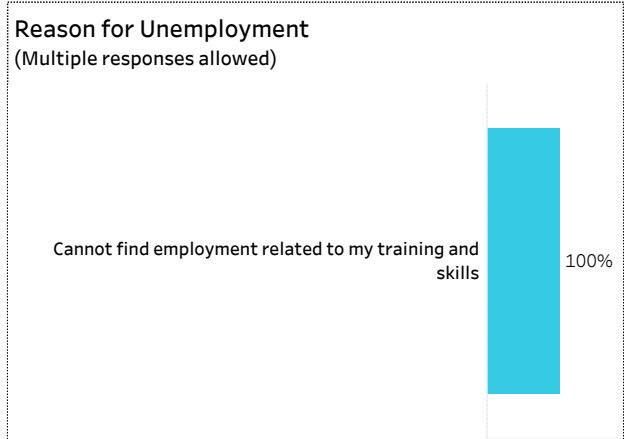
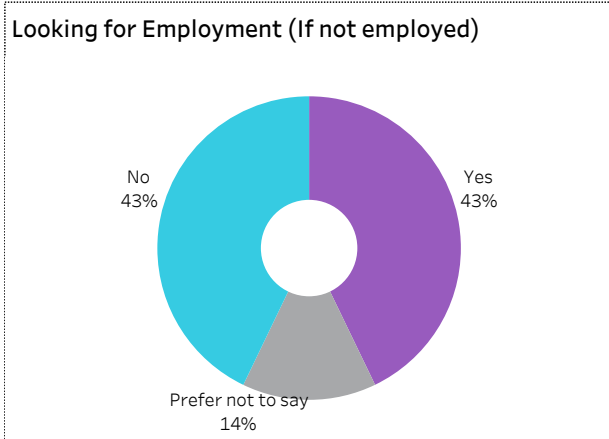
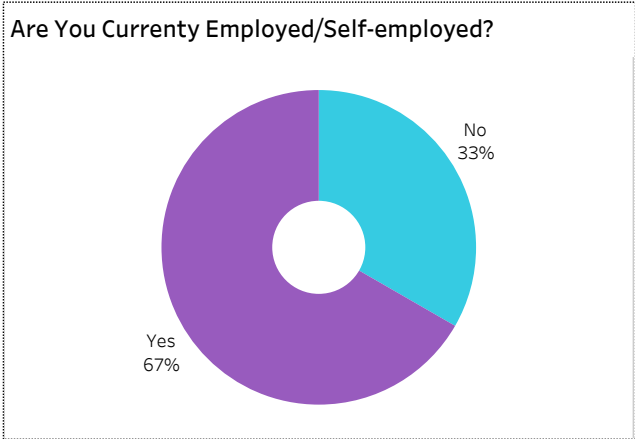


2019-20 Graduate Follow-up Survey Summary of Results (page 3/5) Graduate Employment (continued)



[Click on button to RESET Filters](#)

Number of Respondents **21** | School: **Business** | Program: **Office Administration** | Credential: **Certificate** | Admin Campus: **Prince Albert** | Base/CE: **Con Ed - Brokered** | Indigenous: **All**





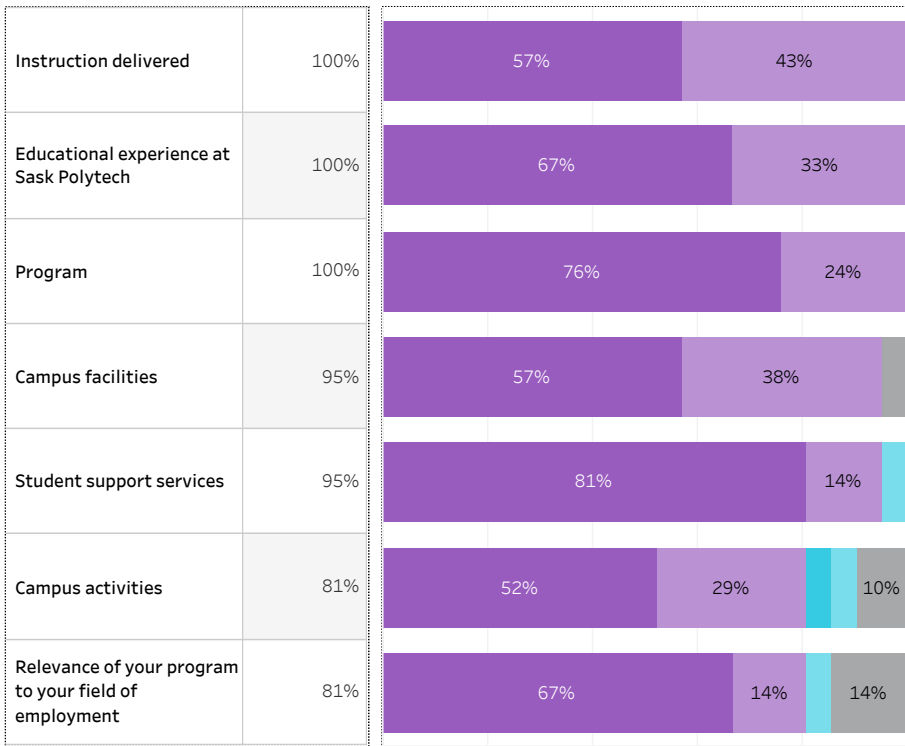
2019-20 Graduate Follow-up Survey Summary of Results (page 4/5) Satisfaction and Program Benefits



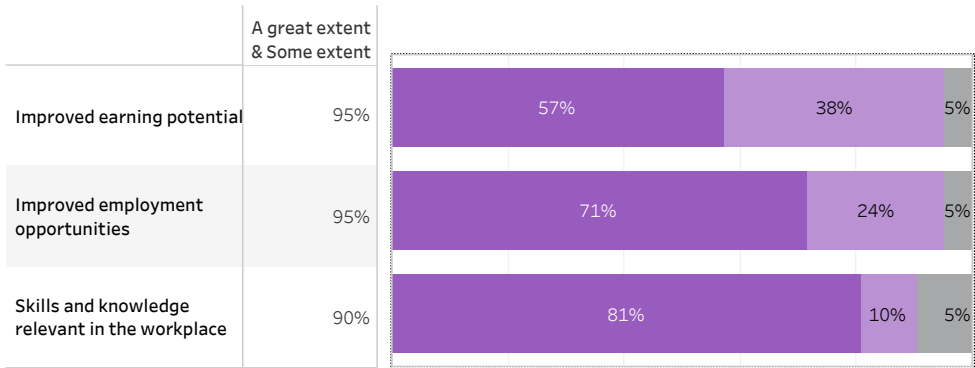
[Click on button to RESET Filters](#)

Number of Respondents 21	School: Business Program: Office Administration Credential: Certificate Admin Campus: Prince Albert Base/CE: Con Ed - Brokered Indigenous: All
---	--

Level of Satisfaction	Very Satisfied & Somewhat Satisfied	Very dissatisfied	Somewhat dissatisfied	Very satisfied	Somewhat satisfied	Not sure
-----------------------	-------------------------------------	-------------------	-----------------------	----------------	--------------------	----------




Program Benefits	A Great Extent & Some Extent	A great extent	Some extent	Not sure	Not applicable
------------------	------------------------------	----------------	-------------	----------	----------------



Satisfaction with Sask Polytech

Are you satisfied with your decision to attend Sask Polytech? Would you recommend Sask Polytech to others? Would you recommend your program to others?



Yes
100%



Yes
100%



Yes
100%

Institutional Research and Analysis

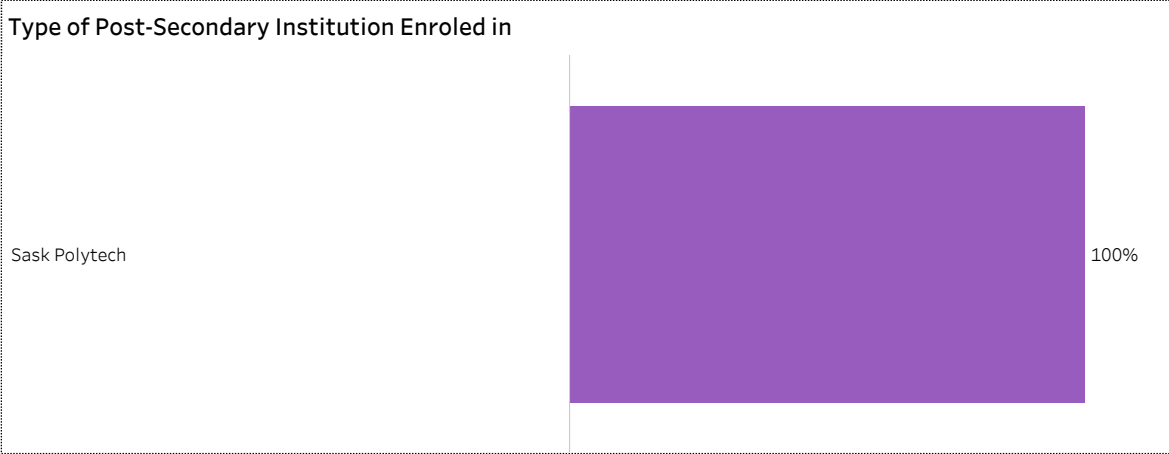
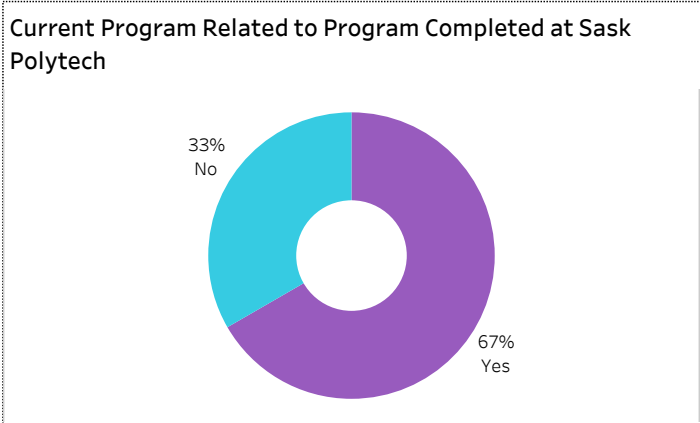
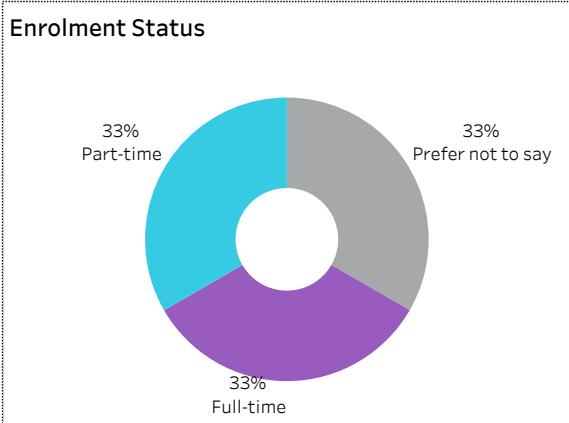
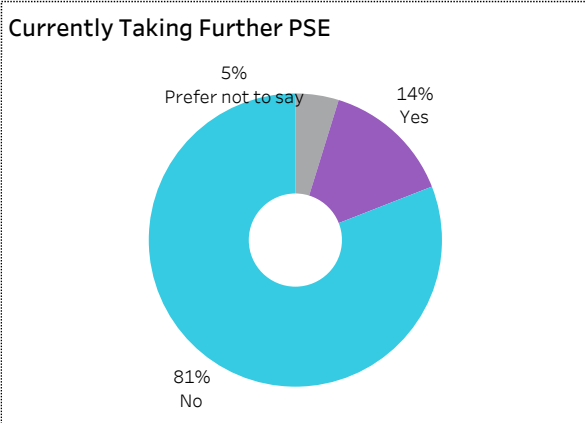


2019-20 Graduate Follow-up Survey Summary of Results (page 5/5) Further Post-Secondary Education



[Click on button to RESET Filters](#)

Number of Respondents **21** | School: **Business** | Program: **Office Administration** | Credential: **Certificate** | Admin Campus: **Prince Albert** | Base/CE: **Con Ed - Brokered** | Indigenous: **All**



Among the students who pursued further education, 25% indicated the program was not related to the one they completed at Sask Polytech. Common reasons cited by the graduates who were studying in an unrelated field were to be able to change career choice, to have more/better career choices, and difficulty of finding employment in their previous field of study.



2019-20 Graduate Follow-up Survey Summary of Results (page 1/5) Respondent Profile

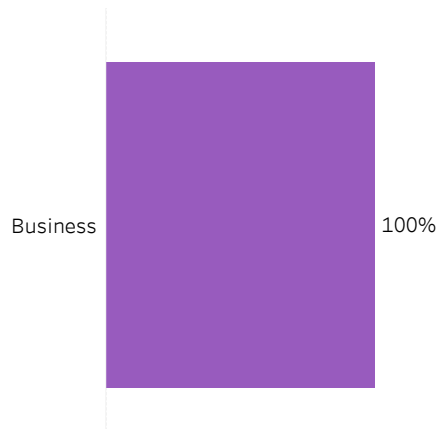


[Click on button to RESET Filters](#)

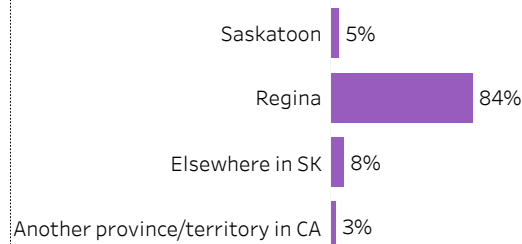
Number of Respondents
61

School: **Business** | Program: **Office Administration** | Credential: **Certificate** | Admin Campus: **Regina** | Base/CE: **Base** | Indigenous: **All**

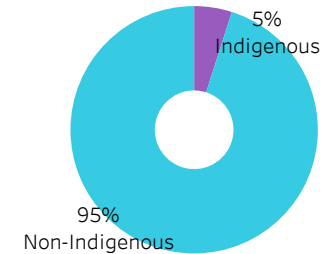
School



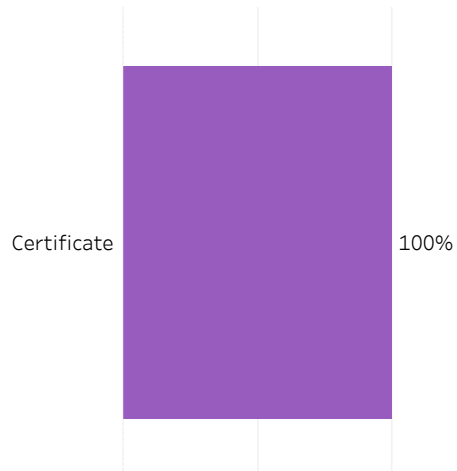
Location of Current Residence




Indigenous Status



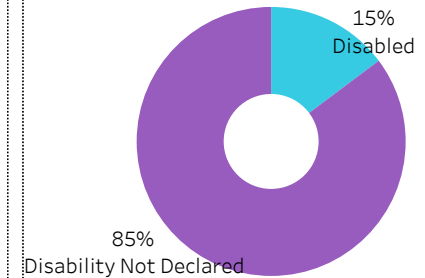
Credentials



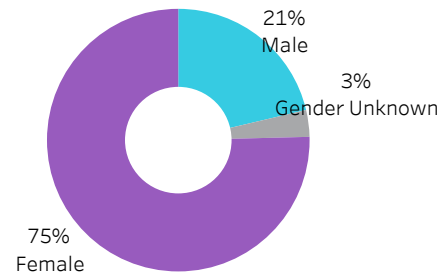
Base/CE



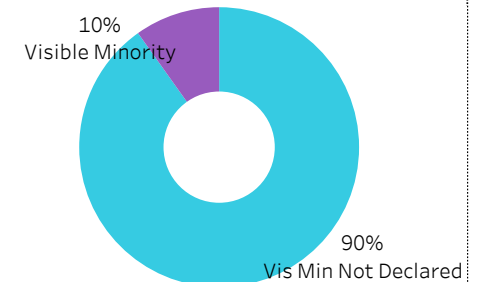
Disability



Gender



Visible Minority





2019-20 Graduate Follow-up Survey Summary of Results (page 2/5) Graduate Employment



[Click on button to RESET Filters](#)

Number of Respondents
61

School: **Business** | Program: **Office Administration** | Credential: **Certificate** | Admin Campus: **Regina** | Base/CE: **Base** | Indigenous: **All**

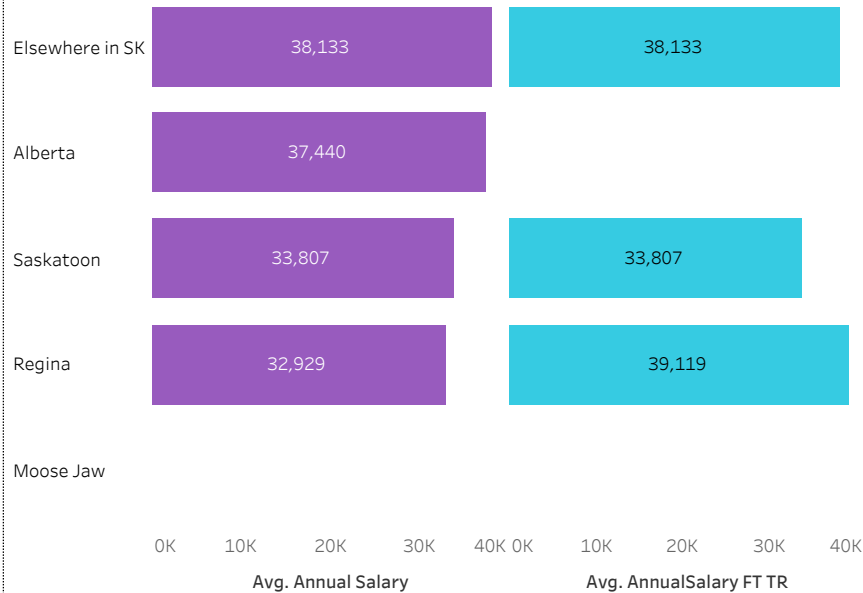
Overall Employment Rate

#Available Workforce	# of Grads Employed	Employment Rate	# of Fulltime Employed Grads	Full-time Employment Rate
60	57	95%	49	82%

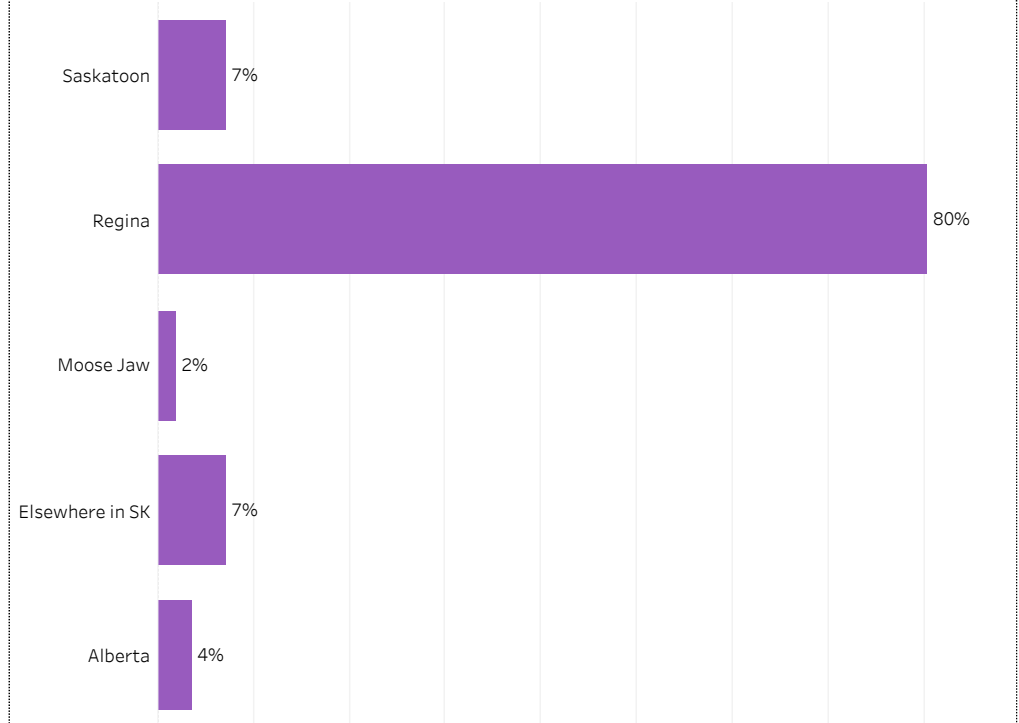
Training Related (TR) Employment

#Available Workforce	# of TR Employed Grads	TR Employment Rate	# of Fulltime TR Employed Grads	Full-time Training Related Employment Rate
60	42	70%	37	62%

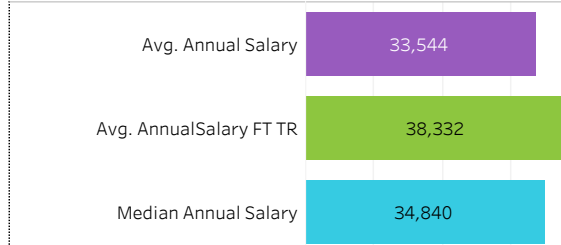
Average Salaries by Location of Employment



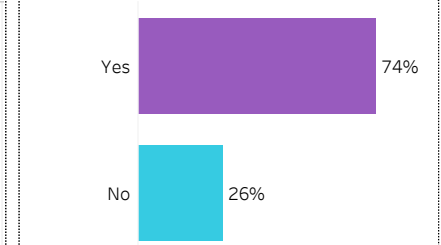
Location of Employment



Average/Median Salary



Relatedness of Job to Training



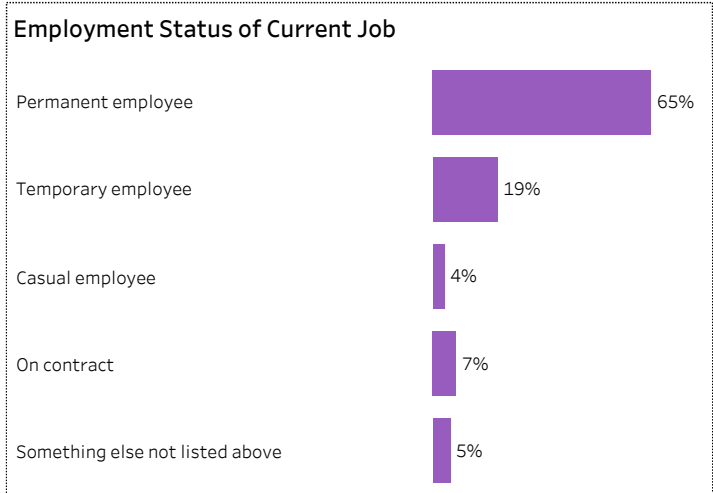
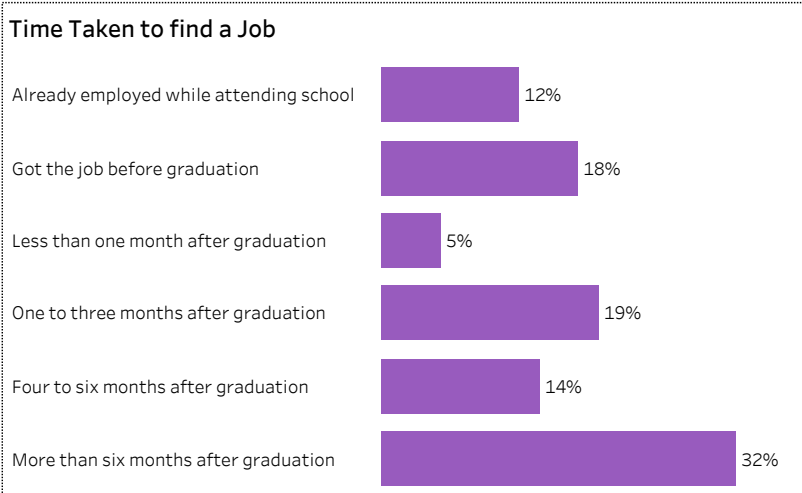
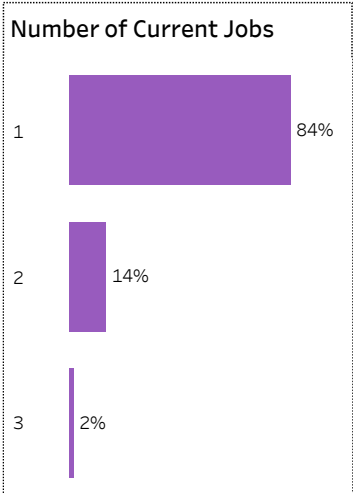
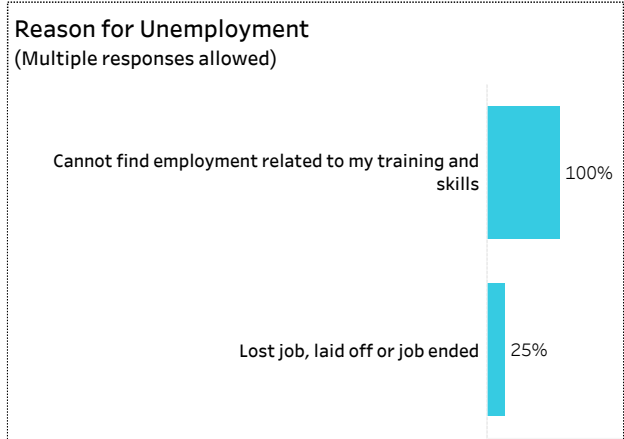
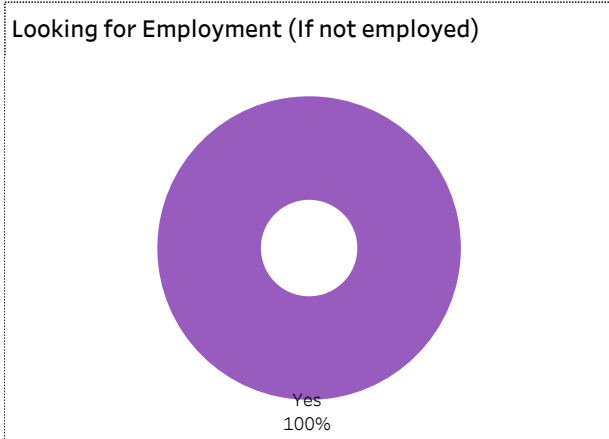
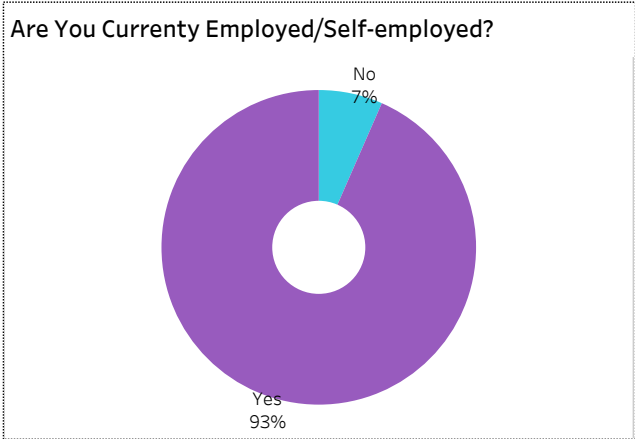


2019-20 Graduate Follow-up Survey
 Summary of Results (page 3/5)
 Graduate Employment (continued)



[Click on button to RESET Filters](#)

Number of Respondents: **61**
 School: **Business** | Program: **Office Administration** | Credential: **Certificate** | Admin Campus: **Regina** | Base/CE: **Base** | Indigenous: **All**





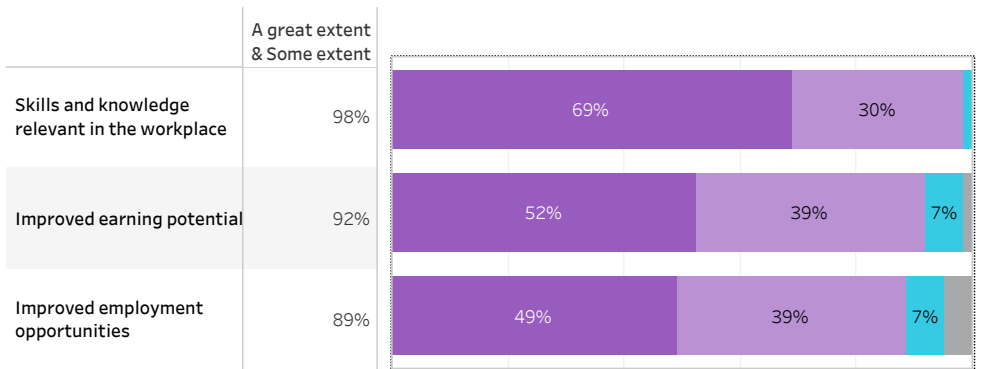
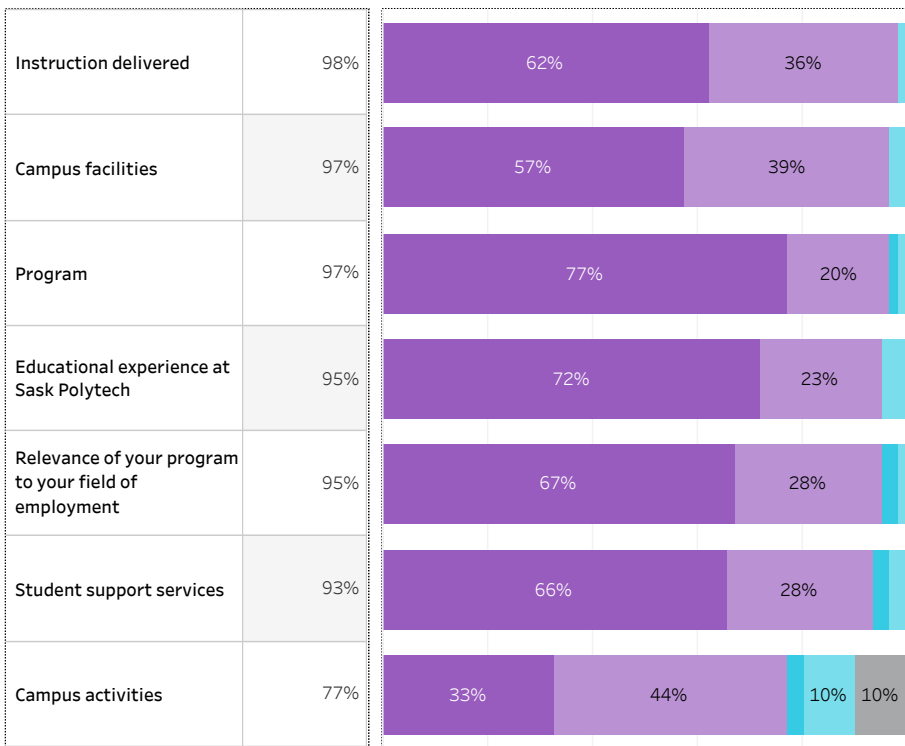
2019-20 Graduate Follow-up Survey Summary of Results (page 4/5) Satisfaction and Program Benefits



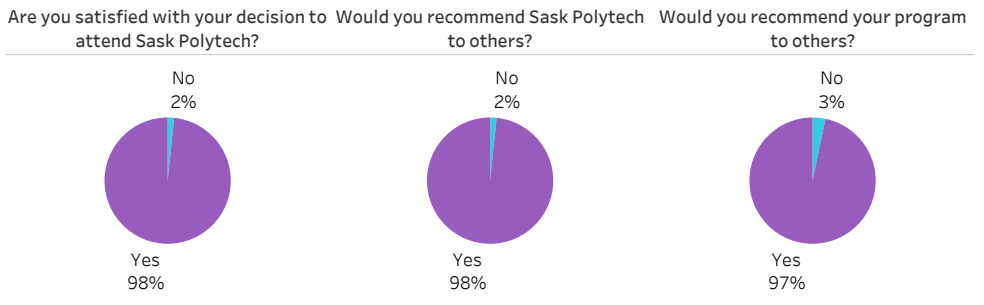
Click on button to RESET Filters

Number of Respondents 61	School: Business Program: Office Administration Credential: Certificate Admin Campus: Regina Base/CE: Base Indigenous: All
------------------------------------	--

Level of Satisfaction	Very Satisfied & Somewhat Satisfied	Very satisfied	Somewhat satisfied	Very dissatisfied	Somewhat dissatisfied	Not sure	Program Benefits	A Great Extent & Some Extent	A Great Extent	Some extent	No extent at all	Not sure	Not applicable
-----------------------	-------------------------------------	----------------	--------------------	-------------------	-----------------------	----------	------------------	------------------------------	----------------	-------------	------------------	----------	----------------



Satisfaction with Sask Polytech



Institutional Research and Analysis



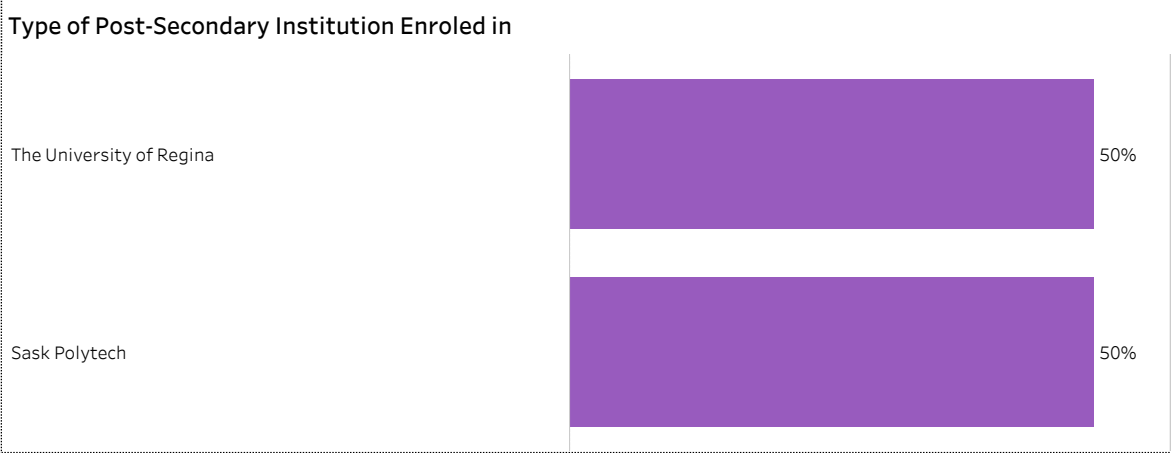
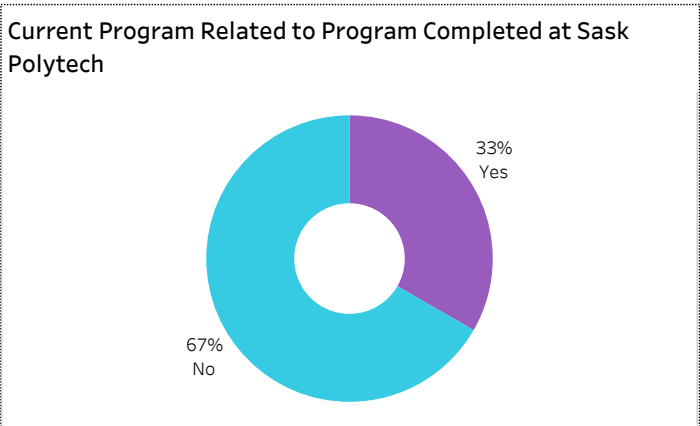

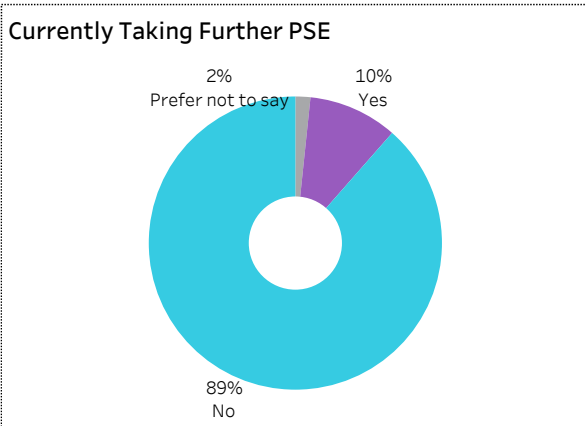
2019-20 Graduate Follow-up Survey Summary of Results (page 5/5) Further Post-Secondary Education



[Click on button to RESET Filters](#)

Number of Respondents
61

School: **Business** | Program: **Office Administration** | Credential: **Certificate** | Admin Campus: **Regina** | Base/CE: **Base** | Indigenous: **All**



Among the students who pursued further education, 25% indicated the program was not related to the one they completed at Sask Polytech. Common reasons cited by the graduates who were studying in an unrelated field were to be able to change career choice, to have more/better career choices, and difficulty of finding employment in their previous field of study.

Institutional Research and Analysis



2019-20 Graduate Follow-up Survey Summary of Results (page 1/5) Respondent Profile

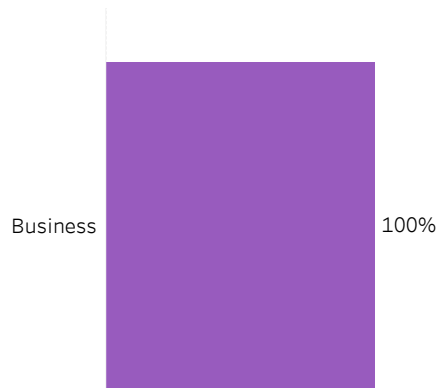


[Click on button to RESET Filters](#)

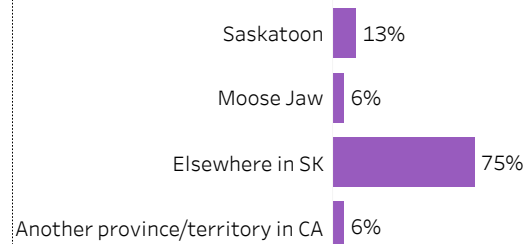
Number of Respondents
16

School: **Business** | Program: **Office Administration** | Credential: **Certificate** | Admin Campus: **Regina** | Base/CE:
Con Ed - Sask Polytech Delivered | Indigenous: **Non-Indigenous**

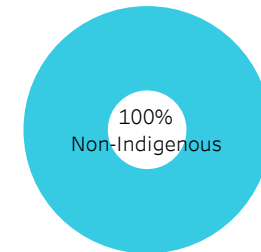
School



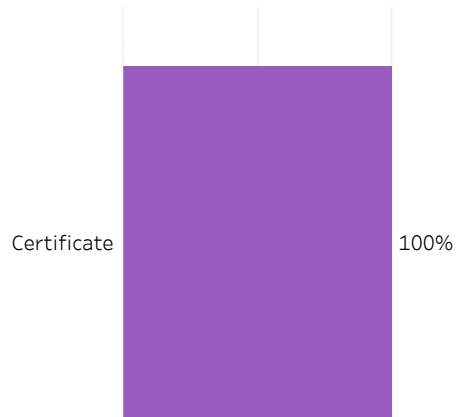
Location of Current Residence



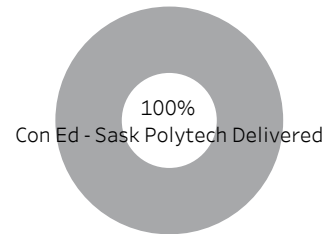
Indigenous Status



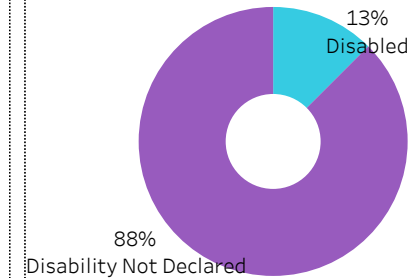
Credentials



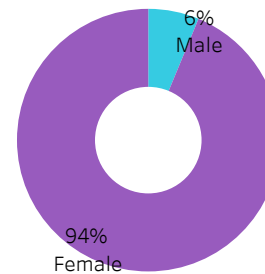
Base/CE



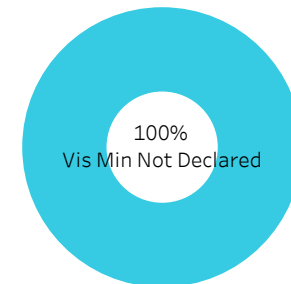
Disability



Gender



Visible Minority





2019-20 Graduate Follow-up Survey Summary of Results (page 2/5) Graduate Employment



[Click on button to RESET Filters](#)

Number of Respondents
16

School: **Business** | Program: **Office Administration** | Credential: **Certificate** | Admin Campus: **Regina** | Base/CE: **Con Ed - Sask Polytech Delivered** | Indigenous: **Non-Indigenous**

Overall Employment Rate

#Available Workforce	# of Grads Employed	Employment Rate	# of Fulltime Employed Grads	Full-time Employment Rate
15	15	100%	13	87%

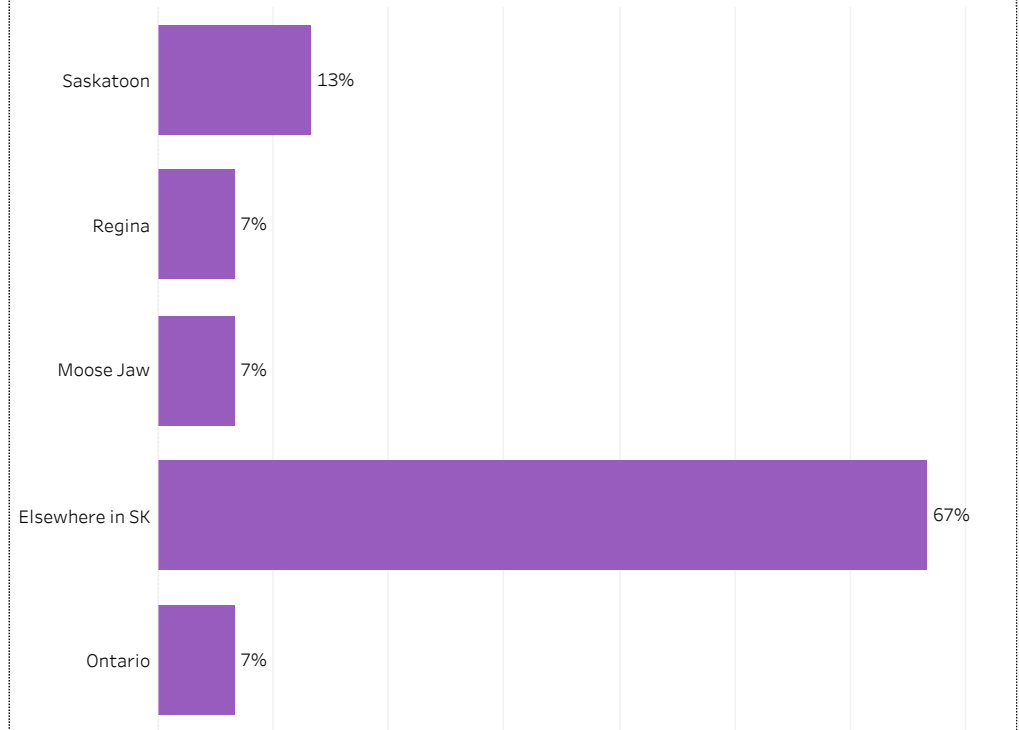
Training Related (TR) Employment

#Available Workforce	# of TR Employed Grads	TR Employment Rate	# of Fulltime TR Employed Grads	Full-time Training Related Employment Rate
15	13	87%	11	73%

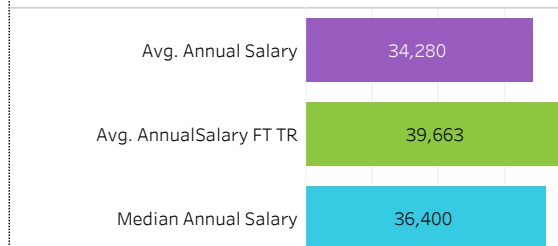
Average Salaries by Location of Employment



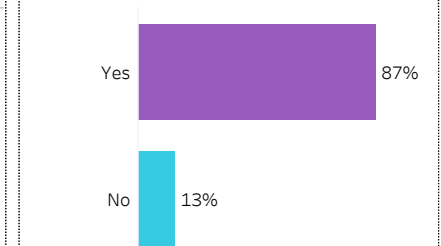
Location of Employment



Average/Median Salary



Relatedness of Job to Training





2019-20 Graduate Follow-up Survey

Summary of Results (page 3/5)

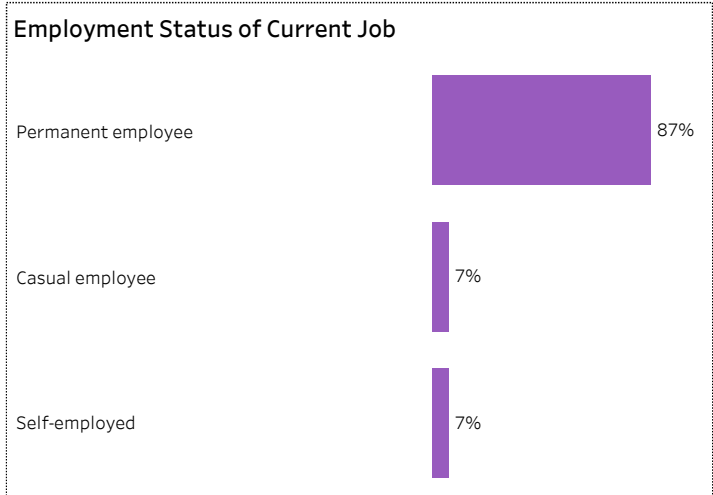
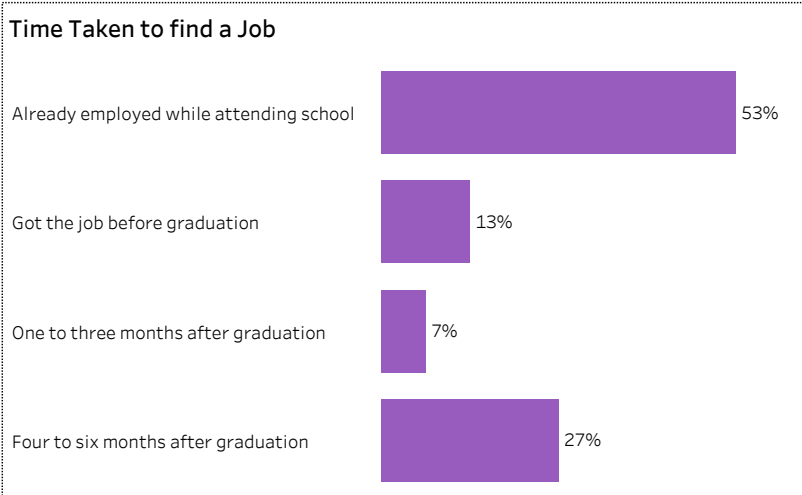
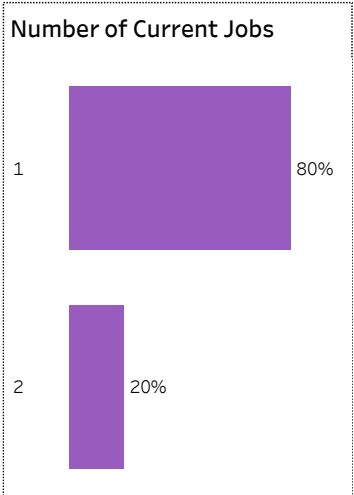

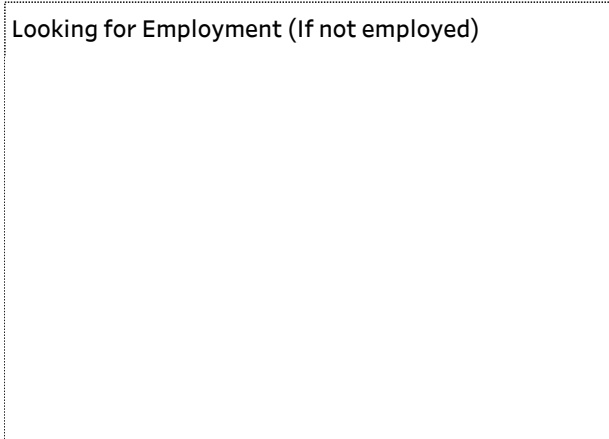
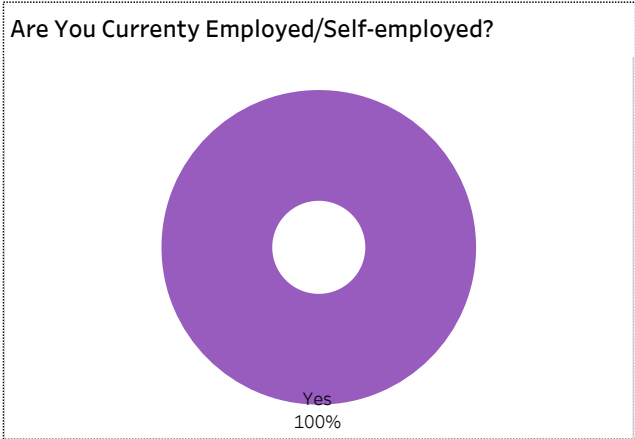
Graduate Employment (continued)



[Click on button to RESET Filters](#)

Number of Respondents: **16**

School: **Business** | Program: **Office Administration** | Credential: **Certificate** | Admin Campus: **Regina** | Base/CE: **Con Ed - Sask Polytech Delivered** | Indigenous: **Non-Indigenous**





2019-20 Graduate Follow-up Survey Summary of Results (page 4/5) Satisfaction and Program Benefits



[Click on button to RESET Filters](#)

Number of Respondents 16	School: Business Program: Office Administration Credential: Certificate Admin Campus: Regina Base/CE: Con Ed - Sask Polytech Delivered Indigenous: Non-Indigenous
---	---

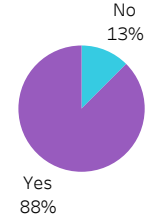
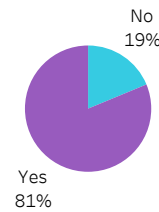
Level of Satisfaction	Very Satisfied & Somewhat Satisfied	<ul style="list-style-type: none"> Very satisfied Somewhat satisfied Somewhat dissatisfied Not sure 	Program Benefits	A Great Extent & Some Extent	<ul style="list-style-type: none"> No extent at all Some extent A great extent
------------------------------	-------------------------------------	---	-------------------------	------------------------------	---

Instruction delivered	94%	
Relevance of your program to your field of employment	94%	
Educational experience at Sask Polytech	88%	
Program	88%	
Student support services	69%	
Campus facilities	44%	
Campus activities	31%	

Skills and knowledge relevant in the workplace	100%	
Improved earning potential	94%	
Improved employment opportunities	94%	

Satisfaction with Sask Polytech

Are you satisfied with your decision to attend Sask Polytech? Would you recommend Sask Polytech to others? Would you recommend your program to others?



Institutional Research and Analysis

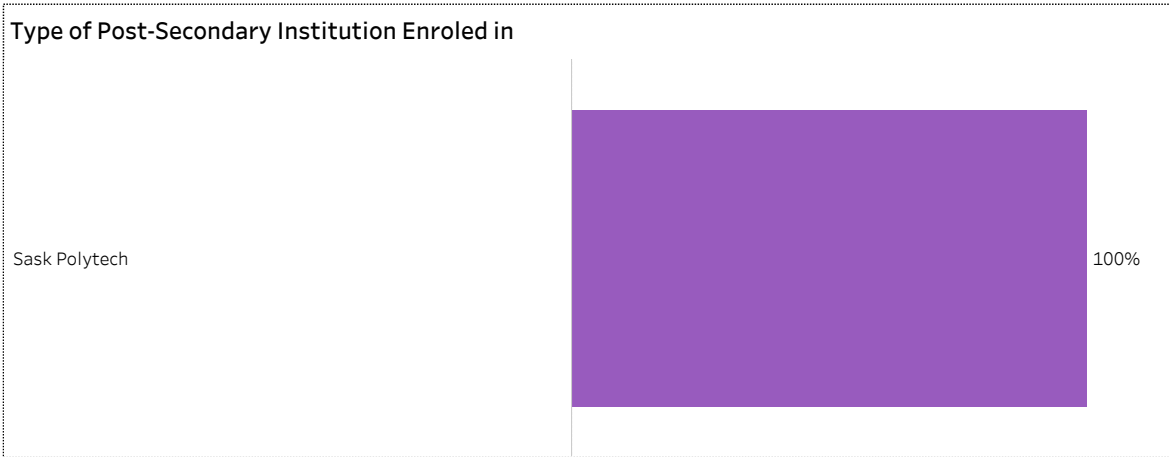
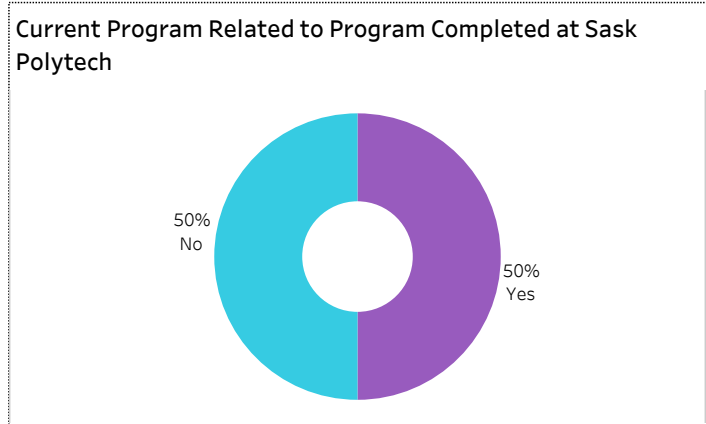
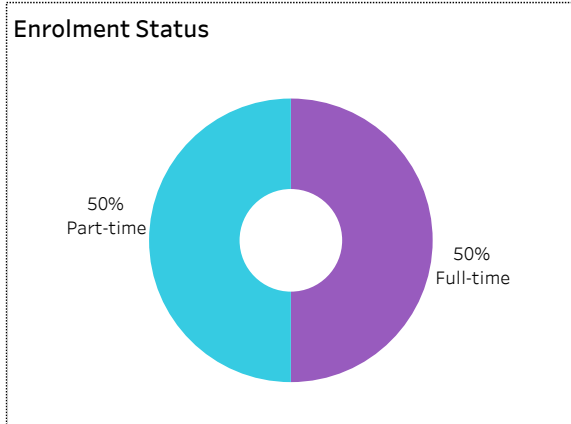
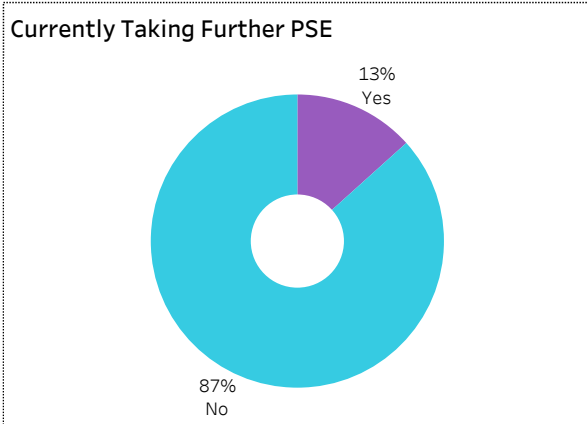


2019-20 Graduate Follow-up Survey Summary of Results (page 5/5) Further Post-Secondary Education



[Click on button to RESET Filters](#)

Number of Respondents: **16**
School: **Business** | Program: **Office Administration** | Credential: **Certificate** | Admin Campus: **Regina** | Base/CE: **Con Ed - Sask Polytech Delivered** | Indigenous: **Non-Indigenous**



Among the students who pursued further education, 25% indicated the program was not related to the one they completed at Sask Polytech. Common reasons cited by the graduates who were studying in an unrelated field were to be able to change career choice, to have more/better career choices, and difficulty of finding employment in their previous field of study.

Institutional Research and Analysis



2019-20 Graduate Follow-up Survey Summary of Results (page 1/5) Respondent Profile

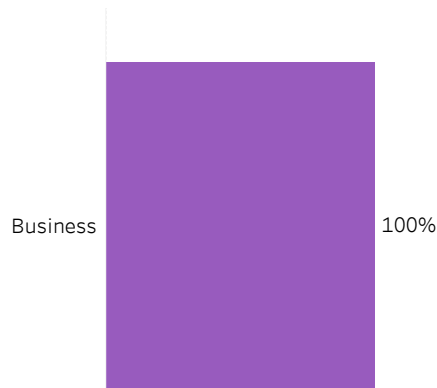


[Click on button to RESET Filters](#)

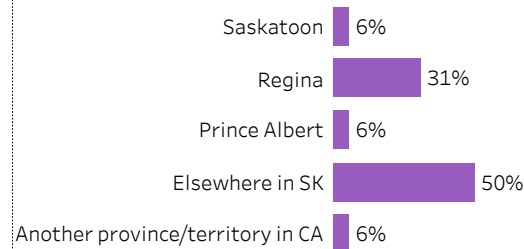
Number of Respondents
16

School: **Business** | Program: **Office Administration** | Credential: **Certificate** | Admin Campus: **Regina** | Base/CE:
Con Ed - Brokered | Indigenous: **All**

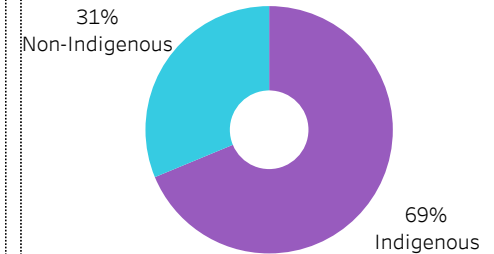
School



Location of Current Residence



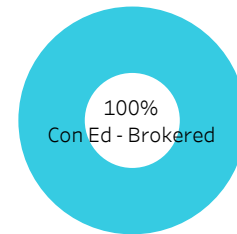
Indigenous Status



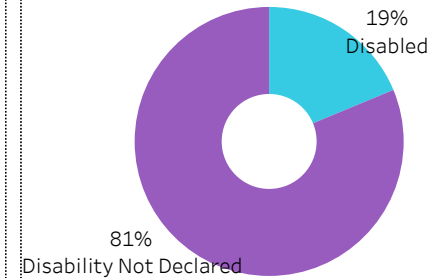
Credentials



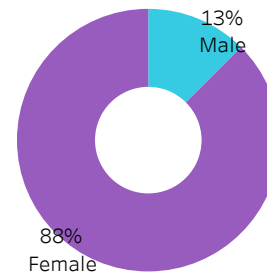
Base/CE



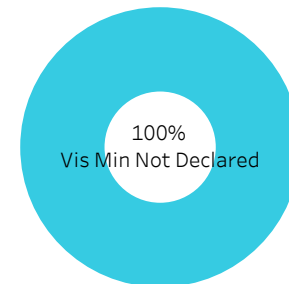
Disability



Gender



Visible Minority





2019-20 Graduate Follow-up Survey Summary of Results (page 2/5) Graduate Employment



[Click on button to RESET Filters](#)

Number of Respondents
16

School: **Business** | Program: **Office Administration** | Credential: **Certificate** | Admin Campus: **Regina** | Base/CE: **Con Ed - Brokered** |
Indigenous: **All**

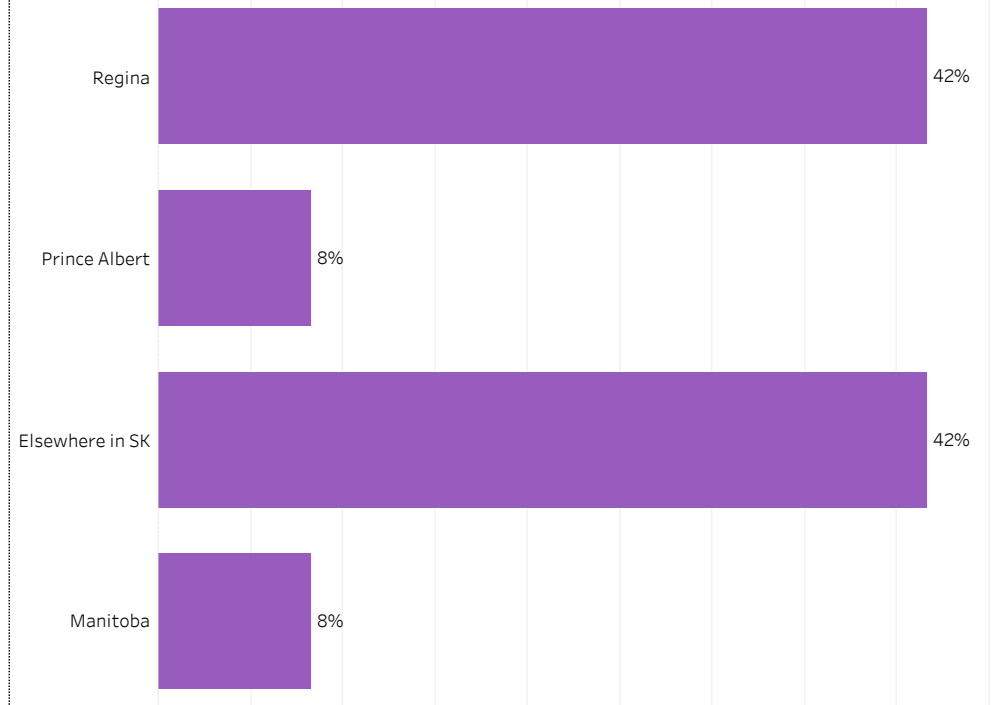
Overall Employment Rate

#Available Workforce	# of Grads Employed	Employment Rate	# of Fulltime Employed Grads	Full-time Employment Rate
13	12	92%	10	77%

Training Related (TR) Employment

#Available Workforce	# of TR Employed Grads	TR Employment Rate	# of Fulltime TR Employed Grads	Full-time Training Related Employment Rate
13	10	77%	8	62%

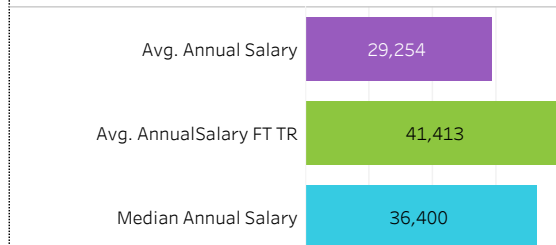
Location of Employment



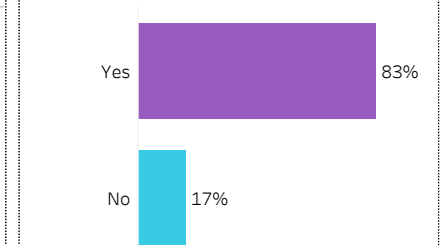
Average Salaries by Location of Employment



Average/Median Salary



Relatedness of Job to Training



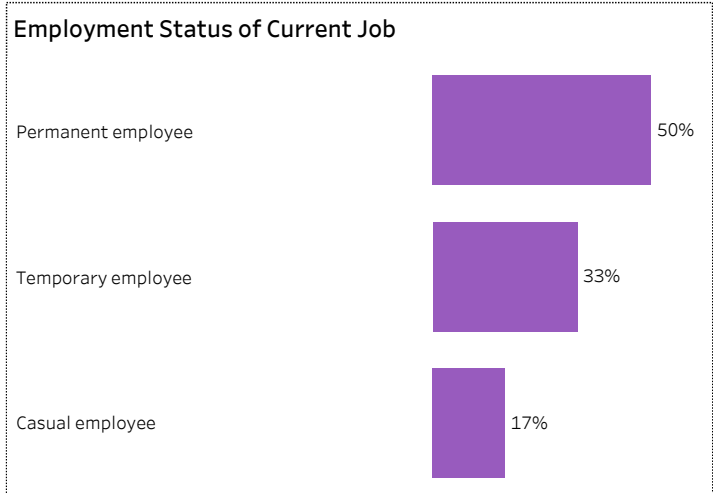
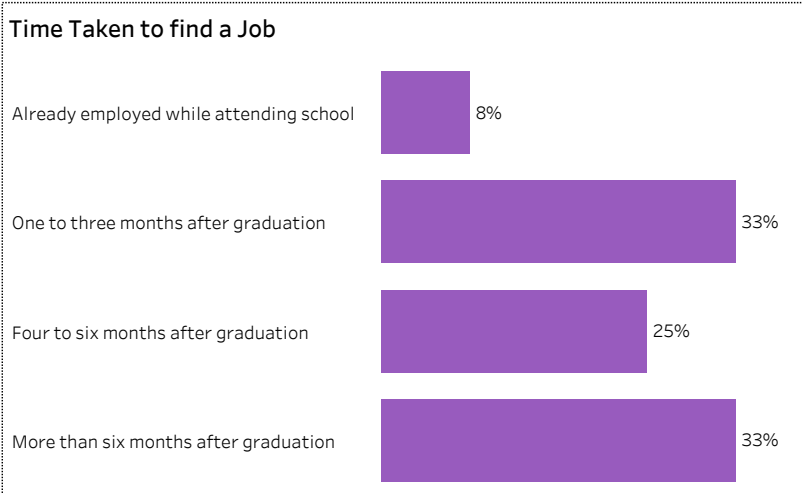
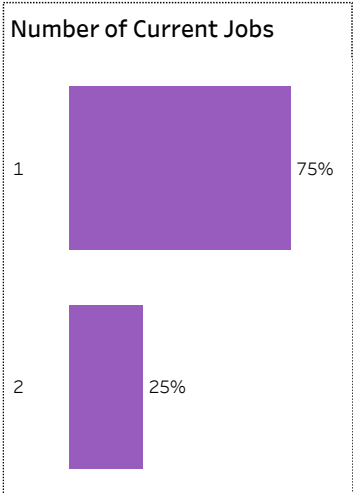
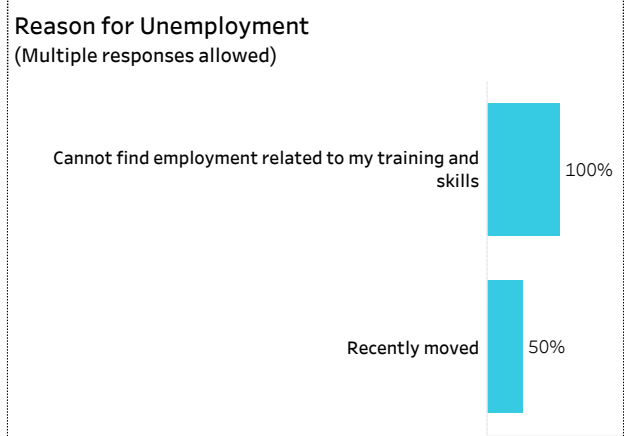
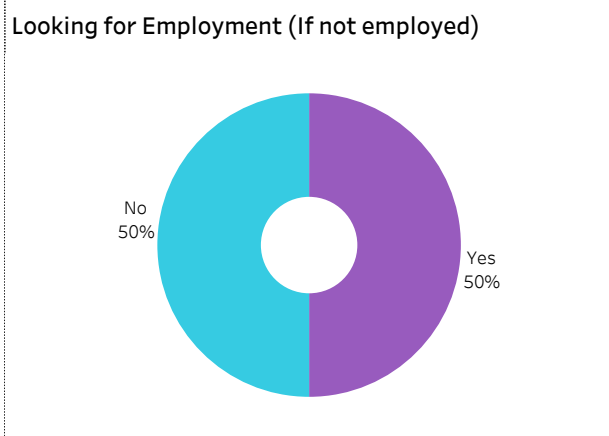
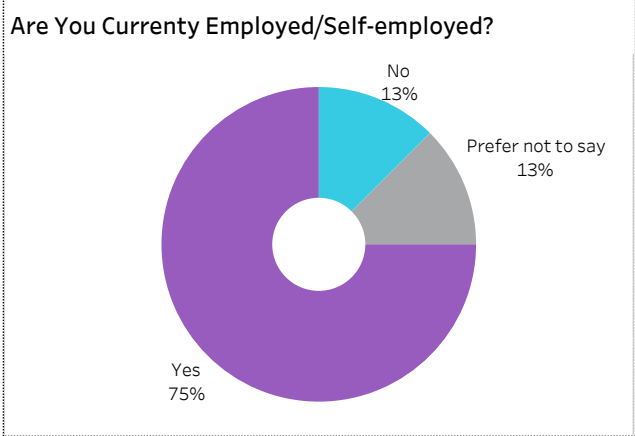


2019-20 Graduate Follow-up Survey Summary of Results (page 3/5) Graduate Employment (continued)



[Click on button to RESET Filters](#)

Number of Respondents **16** | School: **Business** | Program: **Office Administration** | Credential: **Certificate** | Admin Campus: **Regina** | Base/CE: **Con Ed - Brokered** | Indigenous: **All**





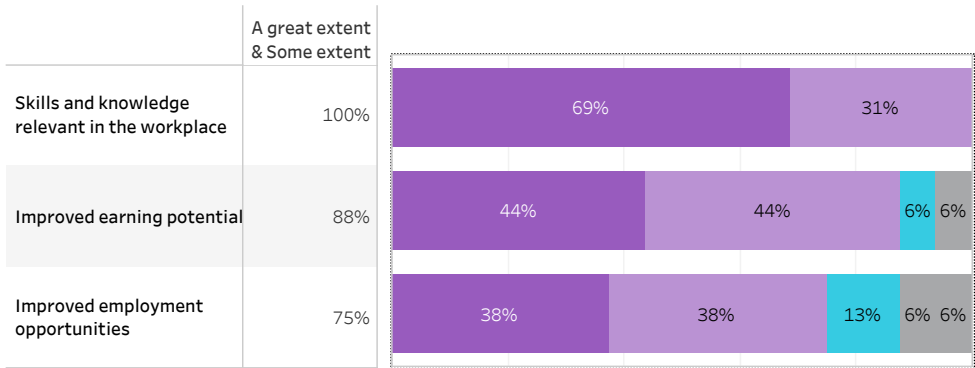
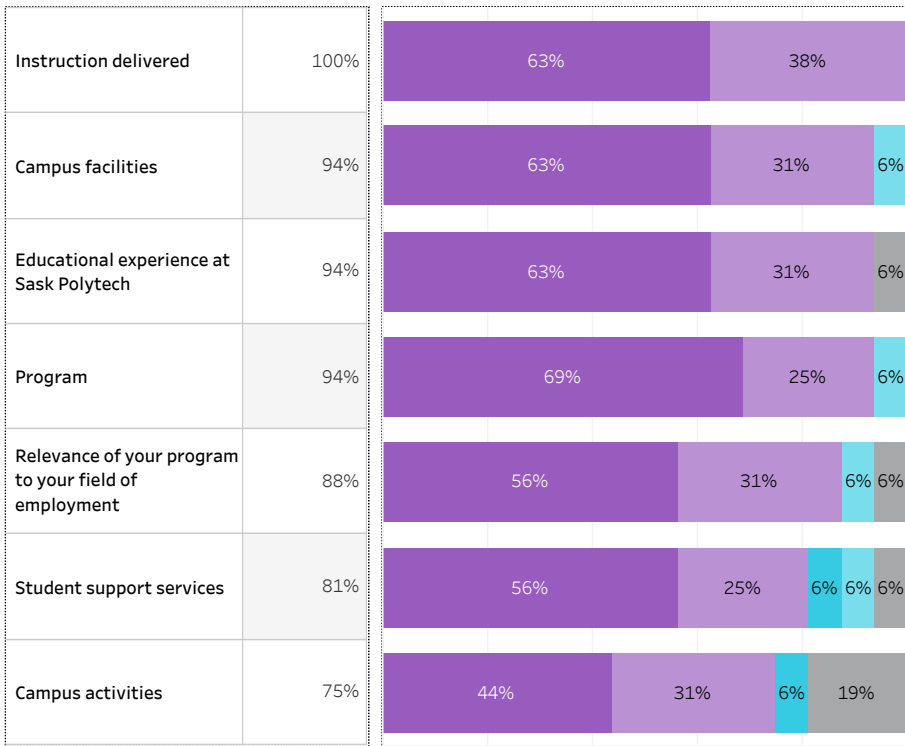
2019-20 Graduate Follow-up Survey Summary of Results (page 4/5) Satisfaction and Program Benefits



Click on button to RESET Filters

Number of Respondents 16	School: Business Program: Office Administration Credential: Certificate Admin Campus: Regina Base/CE: Con Ed - Brokered Indigenous: All
------------------------------------	--

Level of Satisfaction	Very Satisfied & Somewhat Satisfied	Very dissatisfied	Somewhat dissatisfied	Very satisfied	Somewhat satisfied	Not sure	Program Benefits	A Great Extent & Some Extent	No extent at all	A great extent	Some extent	Not applicable	Not sure
-----------------------	-------------------------------------	-------------------	-----------------------	----------------	--------------------	----------	------------------	------------------------------	------------------	----------------	-------------	----------------	----------



Satisfaction with Sask Polytech

Are you satisfied with your decision to attend Sask Polytech? | Would you recommend Sask Polytech to others? | Would you recommend your program to others?



Institutional Research and Analysis



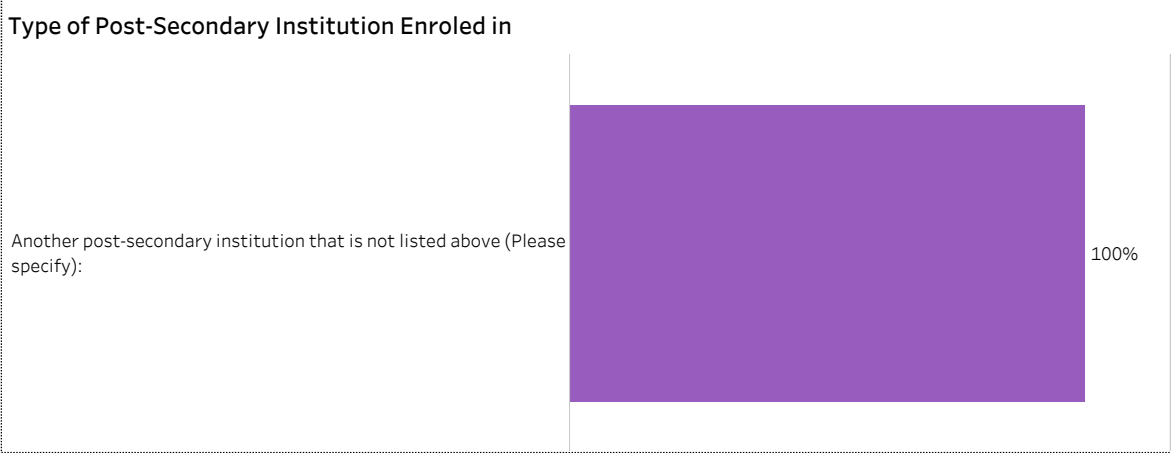
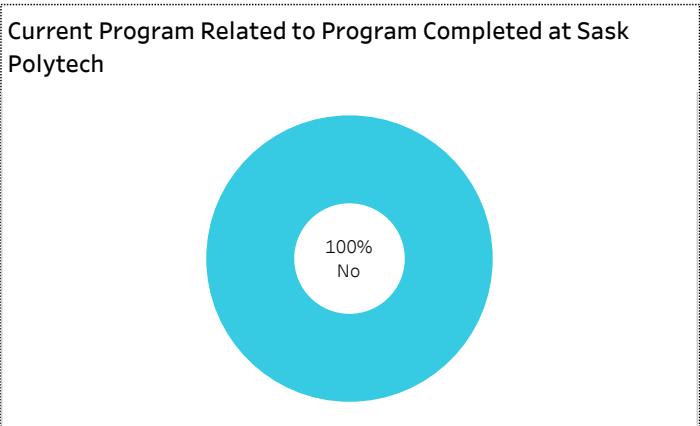

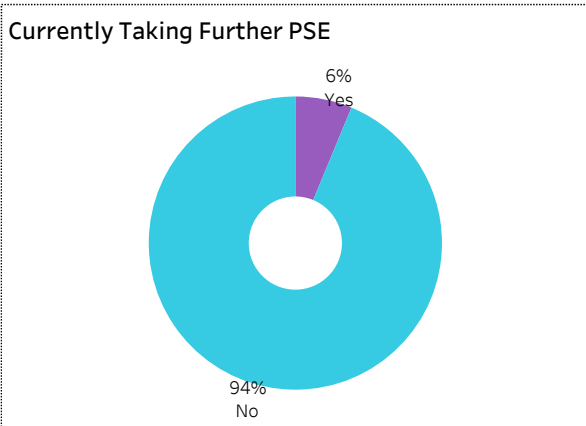
2019-20 Graduate Follow-up Survey Summary of Results (page 5/5) Further Post-Secondary Education



[Click on button to RESET Filters](#)

Number of Respondents
16

School: **Business** | Program: **Office Administration** | Credential: **Certificate** | Admin Campus: **Regina** | Base/CE: **Con Ed - Brokered** |
Indigenous: **All**



Among the students who pursued further education, 25% indicated the program was not related to the one they completed at Sask Polytech. Common reasons cited by the graduates who were studying in an unrelated field were to be able to change career choice, to have more/better career choices, and difficulty of finding employment in their previous field of study.

Institutional Research and Analysis



2019-20 Graduate Follow-up Survey Summary of Results (page 1/5) Respondent Profile

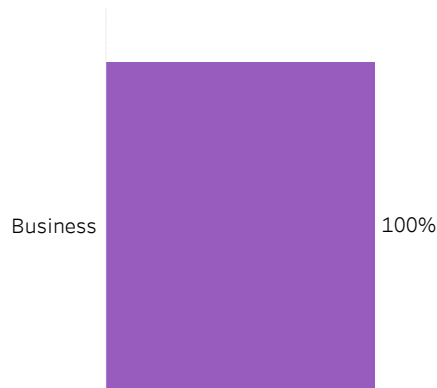


[Click on button to RESET Filters](#)

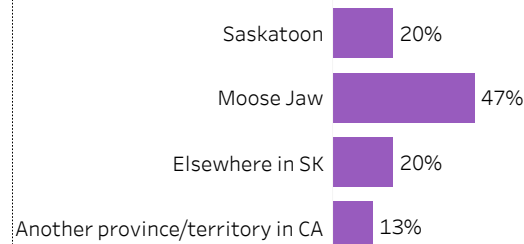
Number of Respondents
15

School: **Business** | Program: **Supply Chain Management** | Credential: **Postgraduate Certificate** | Admin Campus: **Moose Jaw** | Base/CE: **Base** | Indigenous: **Non-Indigenous**

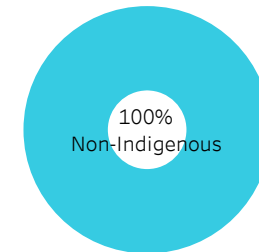
School



Location of Current Residence



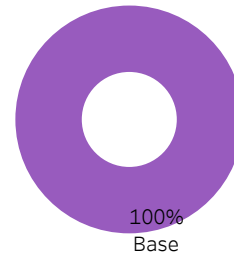
Indigenous Status



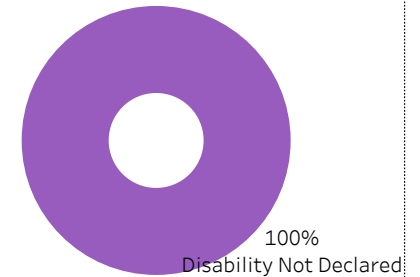
Credentials



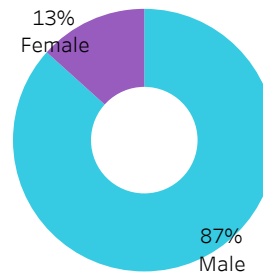
Base/CE



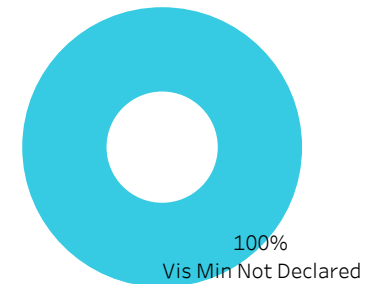
Disability



Gender



Visible Minority





2019-20 Graduate Follow-up Survey Summary of Results (page 2/5) Graduate Employment



[Click on button to RESET Filters](#)

Number of Respondents
15

School: **Business** | Program: **Supply Chain Management** | Credential: **Postgraduate Certificate** | Admin Campus: **Moose Jaw** | Base/CE: **Base** |
Indigenous: **Non-Indigenous**

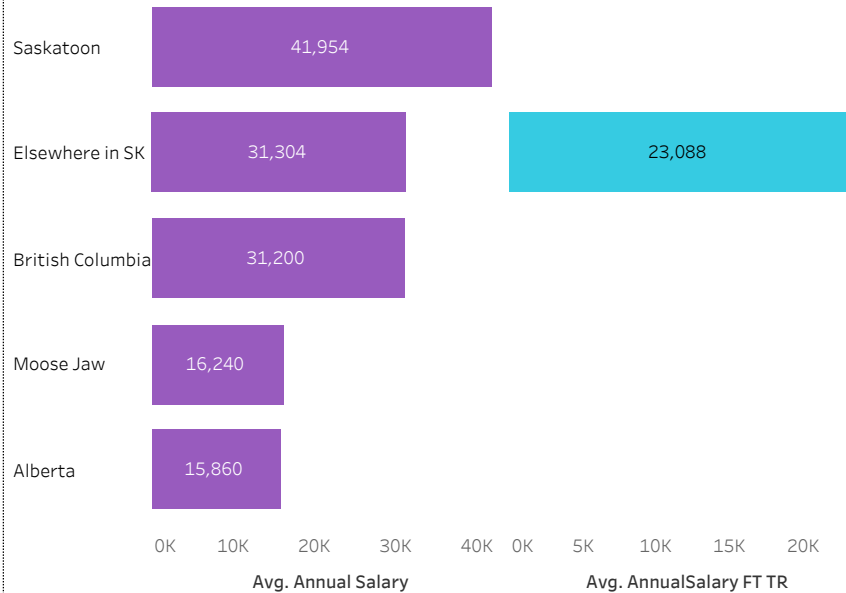
Overall Employment Rate

#Available Workforce	# of Grads Employed	Employment Rate	# of Fulltime Employed Grads	Full-time Employment Rate
12	11	92%	5	42%

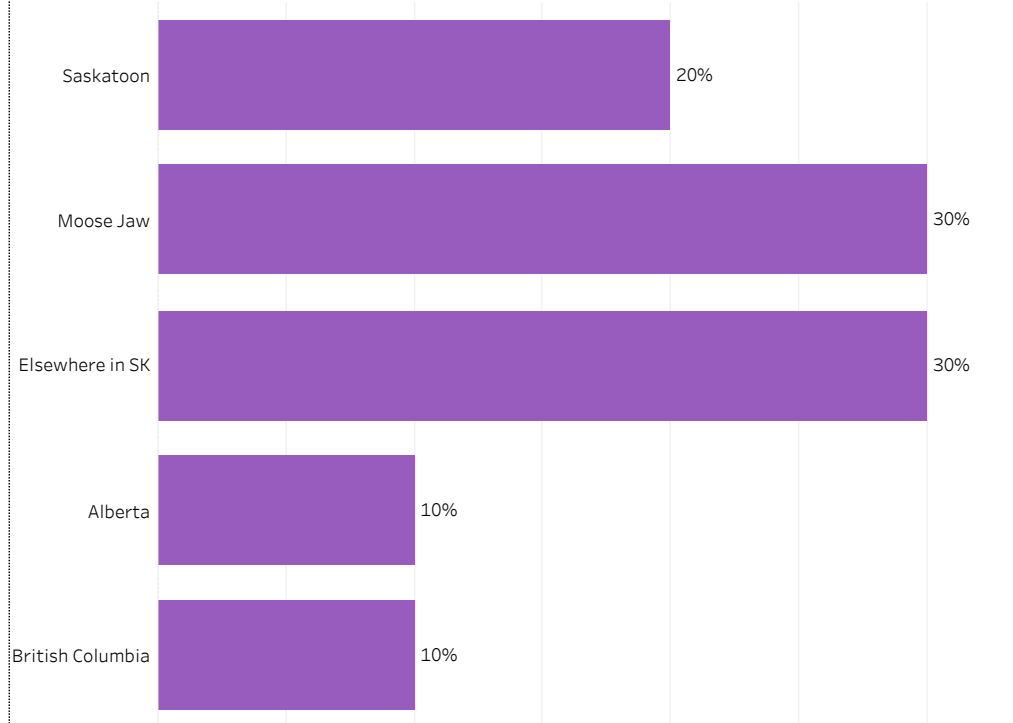
Training Related (TR) Employment

#Available Workforce	# of TR Employed Grads	TR Employment Rate	# of Fulltime TR Employed Grads	Full-time TR Employment Rate
12	3	25%	1	8%


Average Salaries by Location of Employment



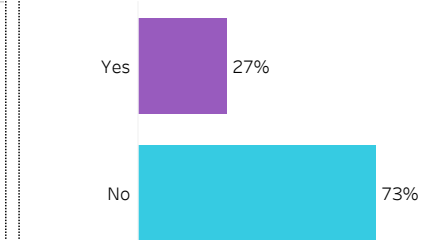
Location of Employment



Average/Median Salary



Relatedness of Job to Training





2019-20 Graduate Follow-up Survey

Summary of Results (page 3/5)

Graduate Employment (continued)

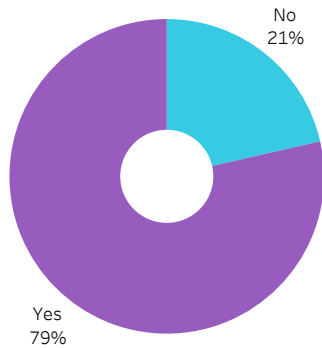


[Click on button to RESET Filters](#)

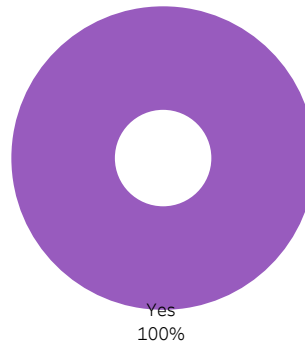
Number of Respondents: **15**

School: **Business** | Program: **Supply Chain Management** | Credential: **Postgraduate Certificate** | Admin Campus: **Moose Jaw** |
Base/CE: **Base** | Indigenous: **Non-Indigenous**

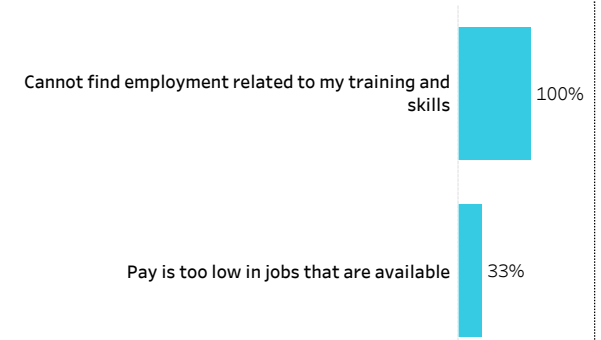
Are You Currently Employed/Self-employed?



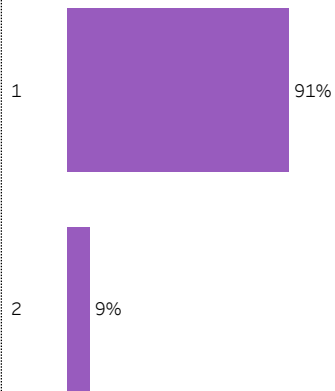
Looking for Employment (If not employed)



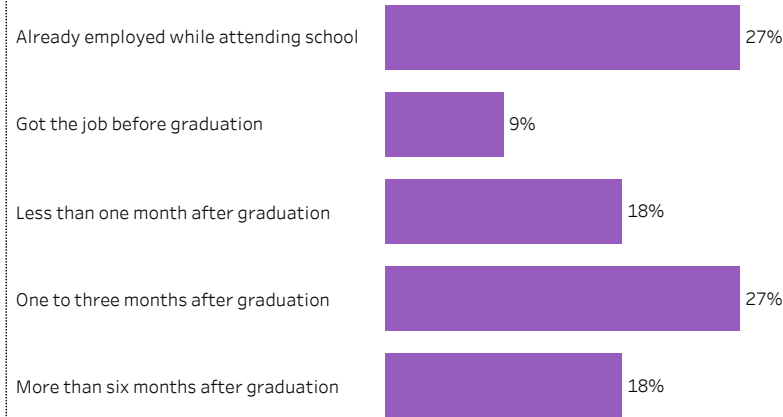
Reason for Unemployment (Multiple responses allowed)



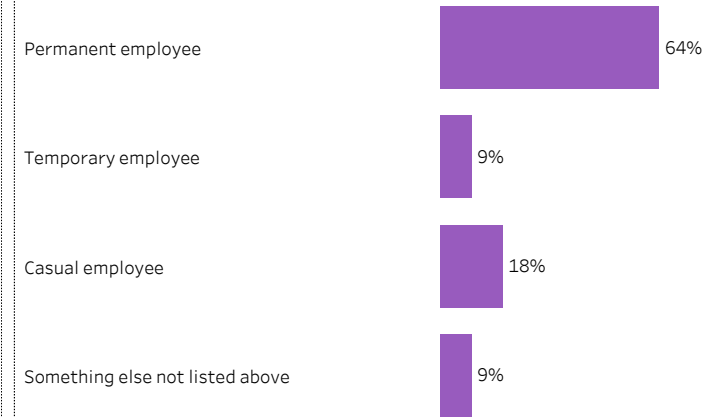
Number of Current Jobs



Time Taken to find a Job



Employment Status of Current Job





2019-20 Graduate Follow-up Survey Summary of Results (page 4/5) Satisfaction and Program Benefits



Click on button to RESET Filters

Number of Respondents 15	School: Business Program: Supply Chain Management Credential: Postgraduate Certificate Admin Campus: Moose Jaw Base/CE: Base Indigenous: Non-Indigenous
--	--

Level of Satisfaction	Very Satisfied & Somewhat Satisfied	Very satisfied Somewhat satisfied Very dissatisfied Somewhat dissatisfied	Not sure	Program Benefits	A Great Extent & Some Extent No extent at all Some extent A great extent
-----------------------	-------------------------------------	--	----------	------------------	---

Campus facilities	87%		13%	A great extent & S..	
Instruction delivered	87%		13%	Skills and knowledge relevant in the workplace	93%
Educational experience at Sask Polytech	87%		13%	Improved earning potential	87%
Program	87%		13%	Improved employment opportunities	80%

Campus activities	80%		7%	Satisfaction with Sask Polytech	
Relevance of your program to your field of employment	80%		13%	Are you satisfied with your decision to attend Sask Polytech?	
Student support services	80%		7%	Would you recommend Sask Polytech to others?	
				Would you recommend your program to others?	

Institutional Research and Analysis

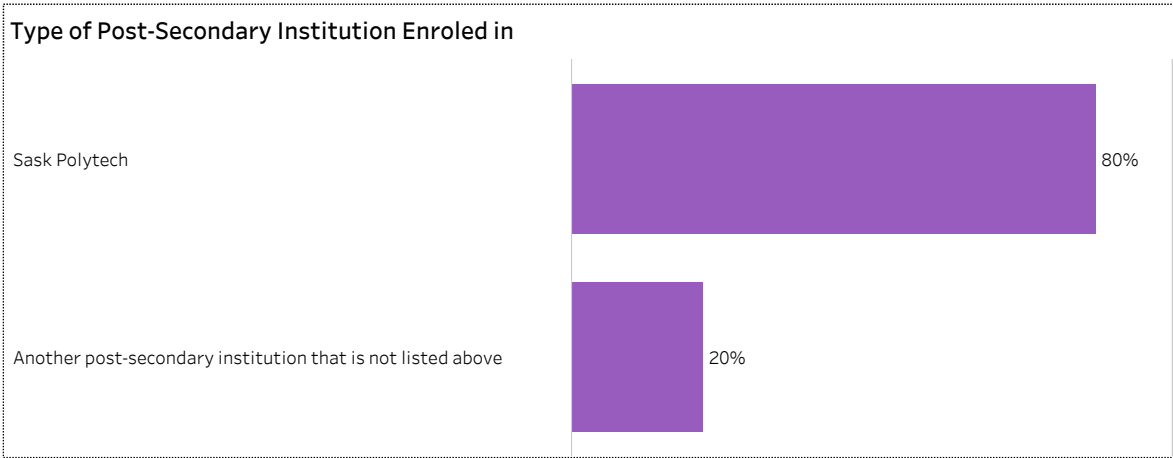
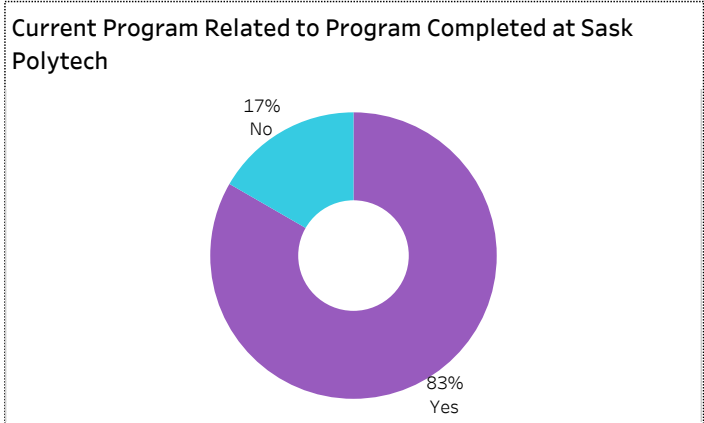
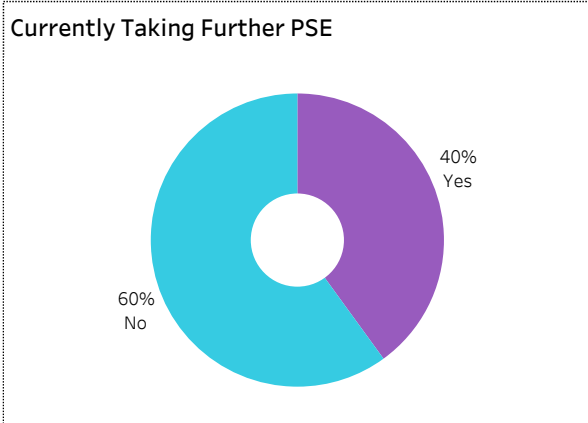


2019-20 Graduate Follow-up Survey Summary of Results (page 5/5) Further Post-Secondary Education



[Click on button to RESET Filters](#)

Number of Respondents **15** | School: **Business** | Program: **Supply Chain Management** | Credential: **Postgraduate Certificate** | Admin Campus: **Moose Jaw** | Base/CE: **Base** | Indigenous: **Non-Indigenous**



Among the students who pursued further education, 25% indicated the program was not related to the one they completed at Sask Polytech. Common reasons cited by the graduates who were studying in an unrelated field were to be able to change career choice, to have more/better career choices, and difficulty of finding employment in their previous field of study.

Institutional Research and Analysis



Joseph A Remai School of Construction



2019-20 Graduate Follow-up Survey Summary of Results (page 1/5) Respondent Profile




[Click on button to RESET Filters](#)

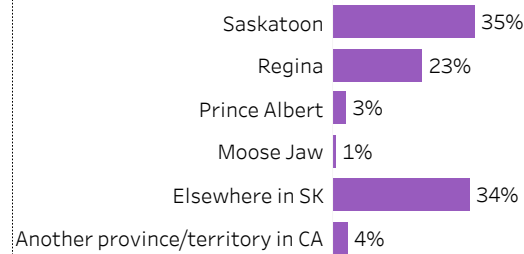
Number of Respondents
155

School: **Construction** | Program: **All** | Credential: **All** | Admin Campus: **All** | Base/CE: **All** | Indigenous: **All**

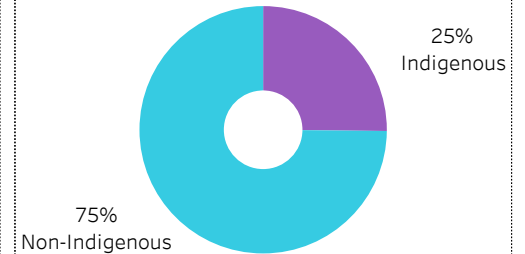
School



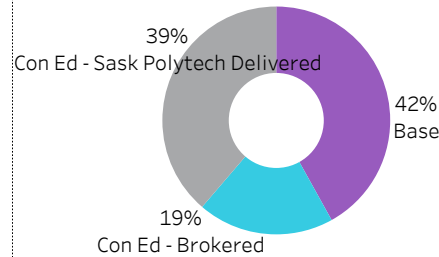
Location of Current Residence



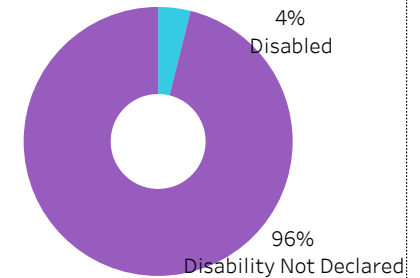
Indigenous Status



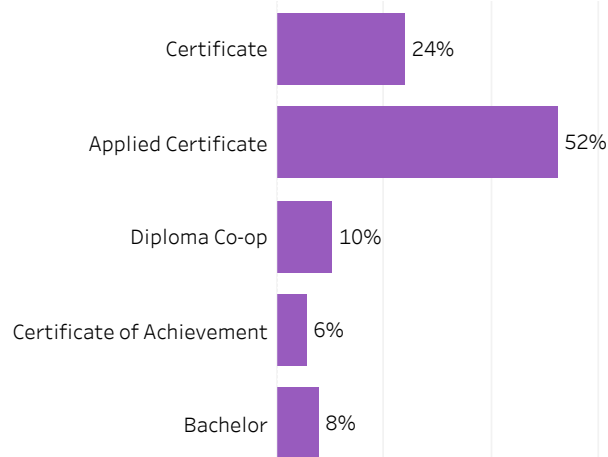
Base/CE



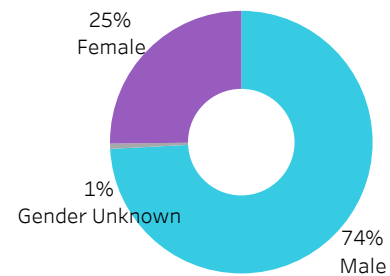
Disability



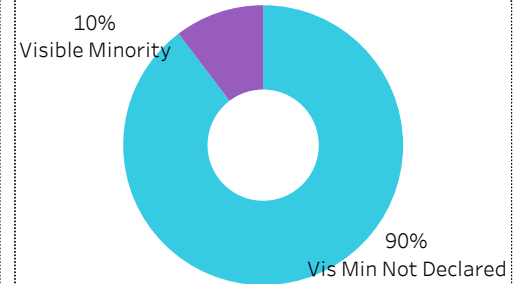
Credentials



Gender



Visible Minority





2019-20 Graduate Follow-up Survey Summary of Results (page 2/5) Graduate Employment



[Click on button to RESET Filters](#)

Number of Respondents
155

School: **Construction** | Program: **All** | Credential: **All** | Admin Campus: **All** | Base/CE: **All** | Indigenous: **All**

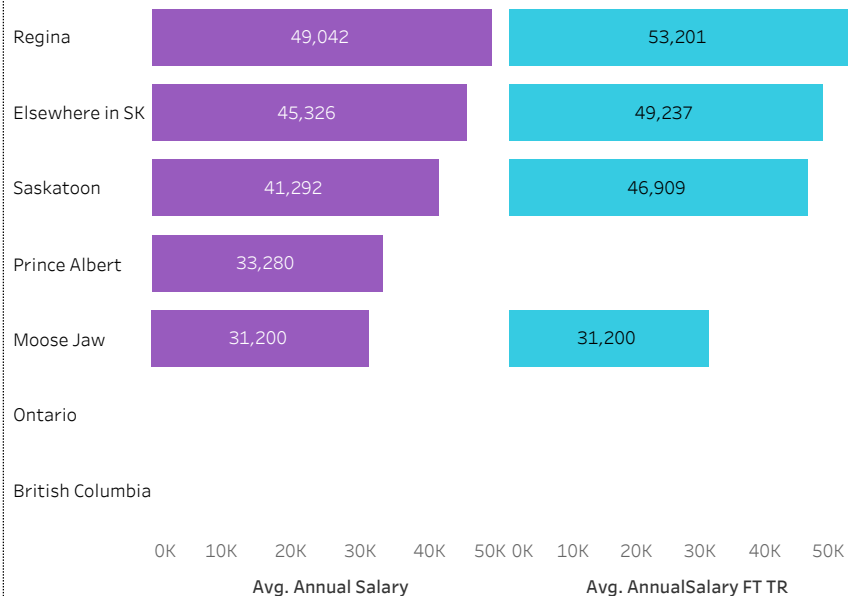
Overall Employment Rate

#Available Workforce	# of Grads Employed	Employment Rate	# of Fulltime Employed Grads	Full-time Employment Rate
138	124	90%	112	81%

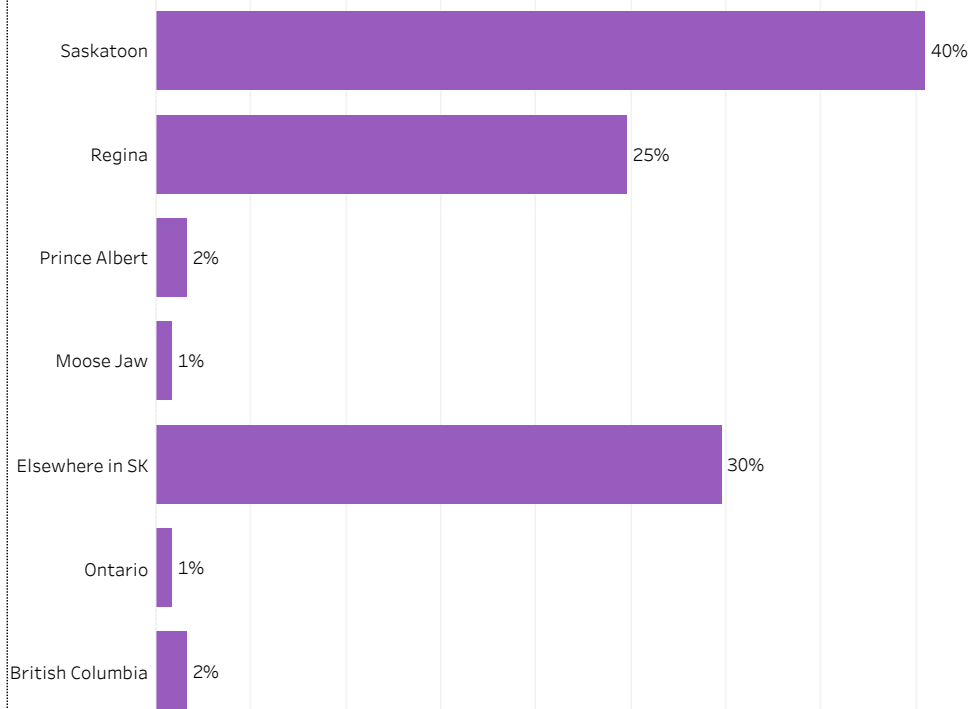
Training Related (TR) Employment

#Available Workforce	# of TR Employed Grads	TR Employment Rate	# of Fulltime TR Employed Grads	Full-time TR Employment Rate
138	80	58%	78	57%

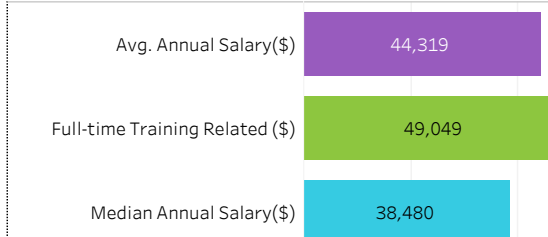
Average Salaries by Location of Employment



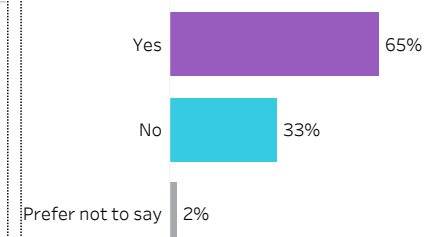
Location of Employment



Average/Median Salary



Relatedness of Job to Training



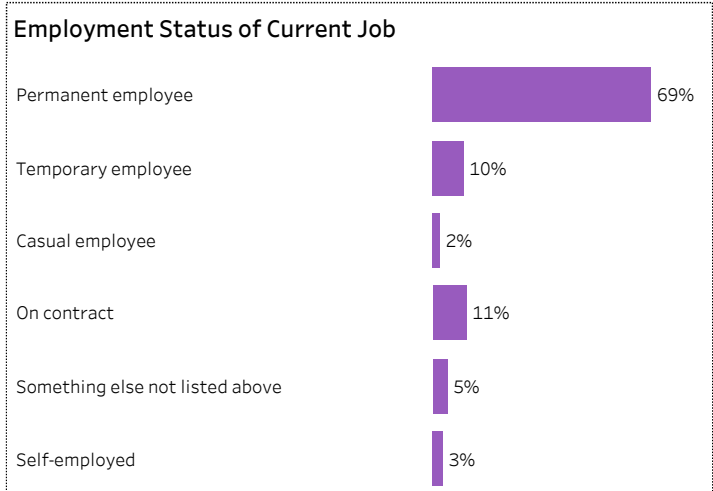
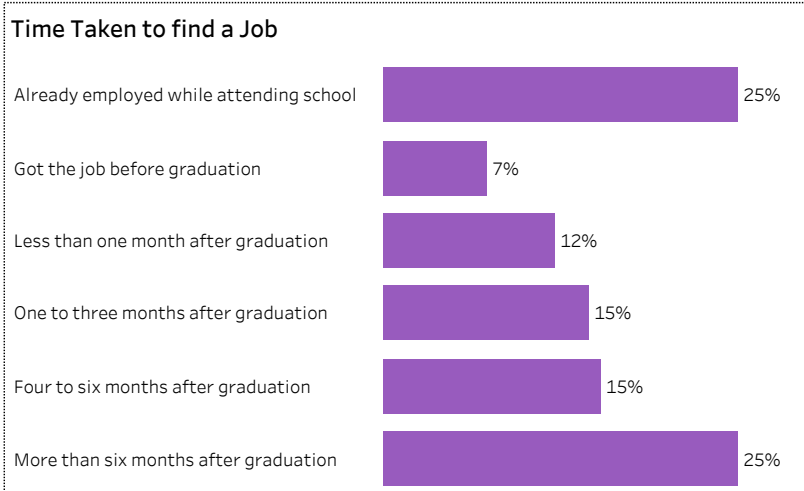
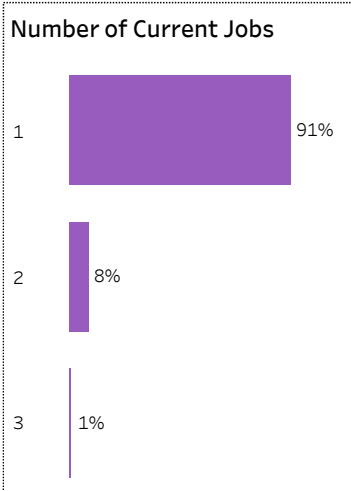
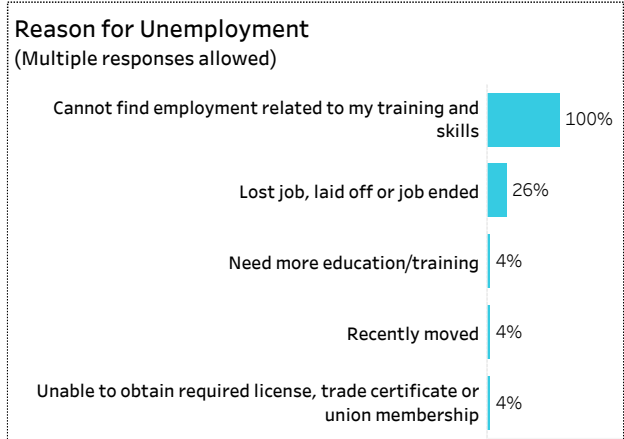
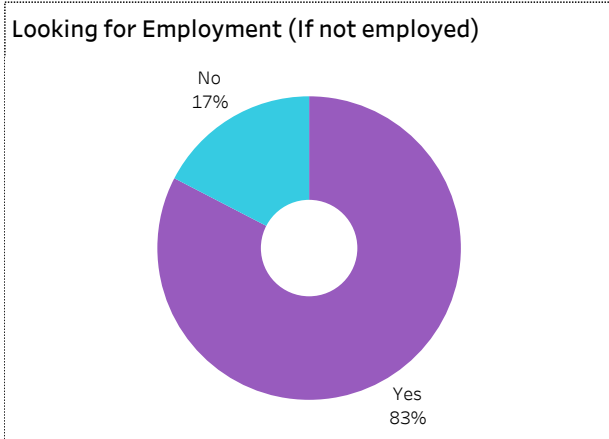
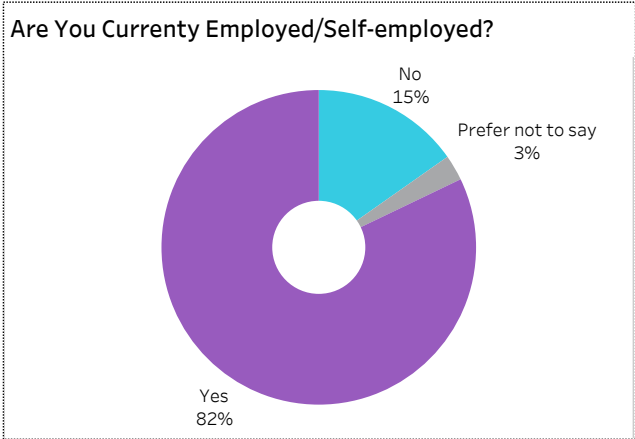


2019-20 Graduate Follow-up Survey Summary of Results (page 3/5) Graduate Employment (continued)



[Click on button to RESET Filters](#)

Number of Respondents **155** | School: **Construction** | Program: **All** | Credential: **All** | Admin Campus: **All** | Base/CE: **All** | Indigenous: **All**





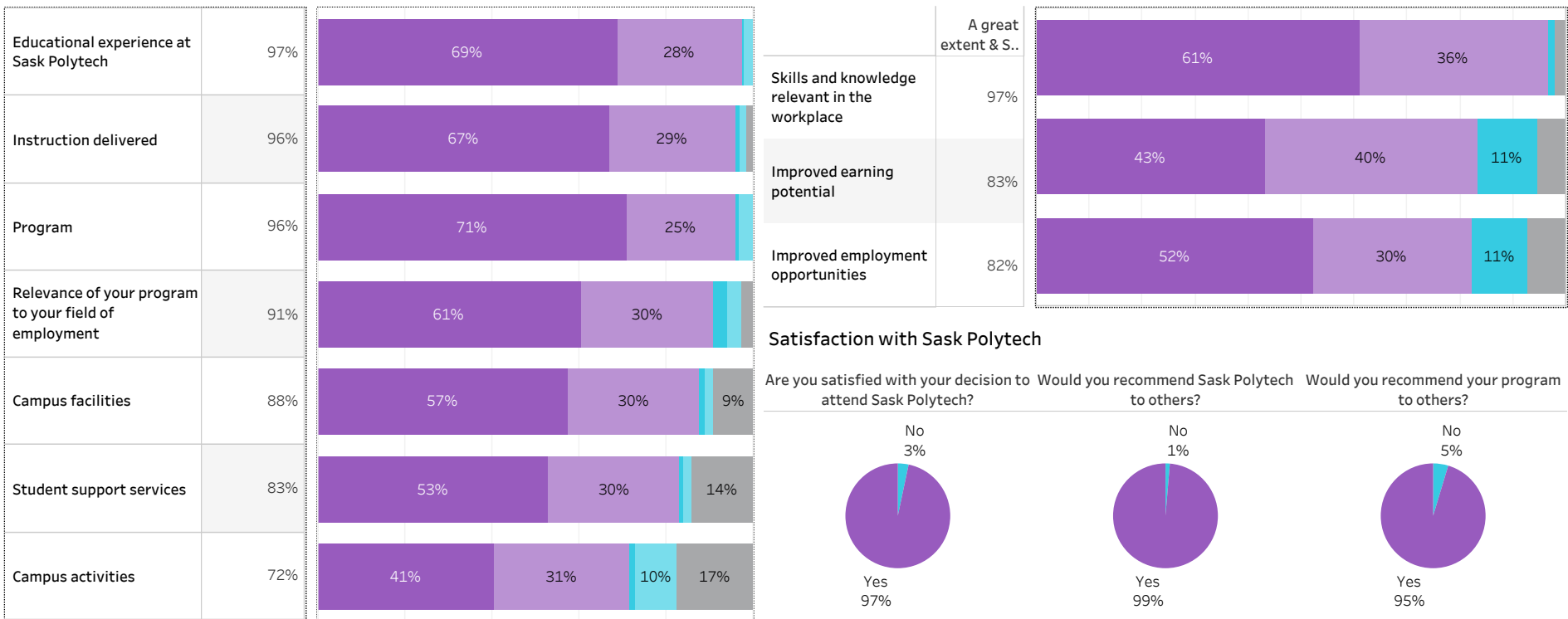
2019-20 Graduate Follow-up Survey Summary of Results (page 4/5) Satisfaction and Program Benefits



Click on button to RESET Filters

Number of Respondents 155	School: Construction Program: All Credential: All Admin Campus: All Base/CE: All Indigenous: All
-------------------------------------	--

Level of Satisfaction	Very Satisfied & Somewhat Satisfied	<ul style="list-style-type: none"> Very satisfied Somewhat satisfied Very dissatisfied Somewhat dissatisfied Not sure 	Program Benefits	A Great Extent & Some Extent	<ul style="list-style-type: none"> A great extent Some extent No extent at all Not sure Not applicable
-----------------------	-------------------------------------	--	------------------	------------------------------	---



Institutional Research and Analysis

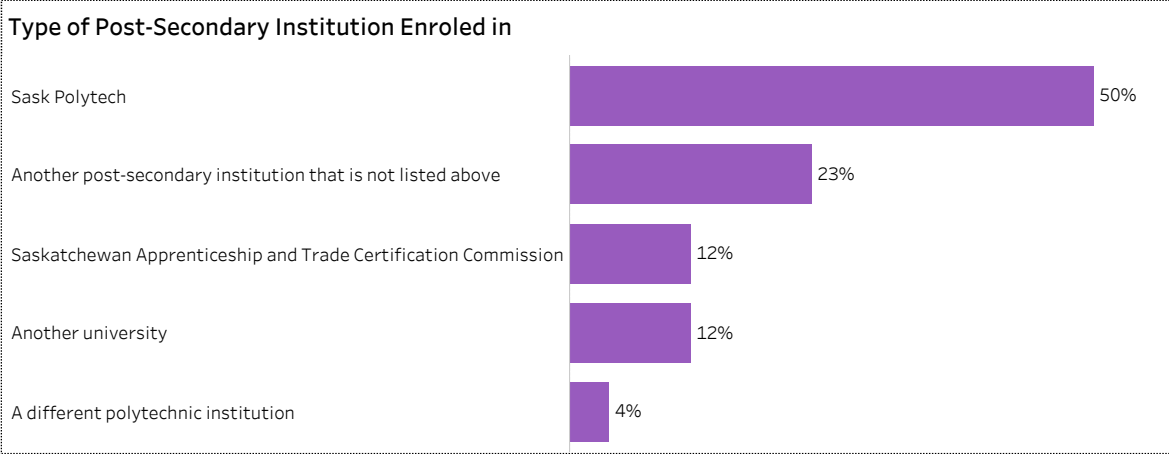
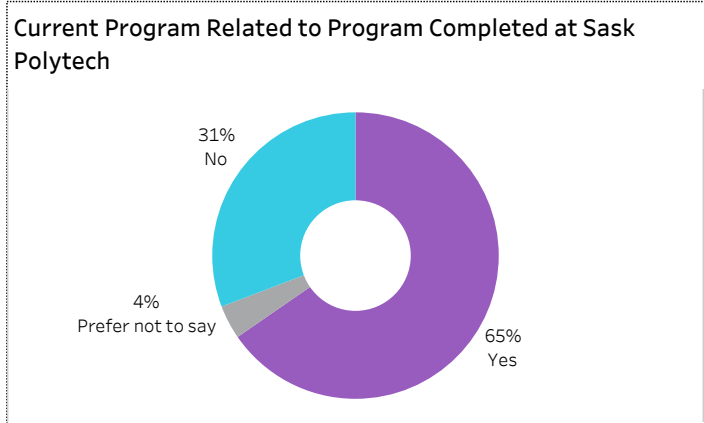
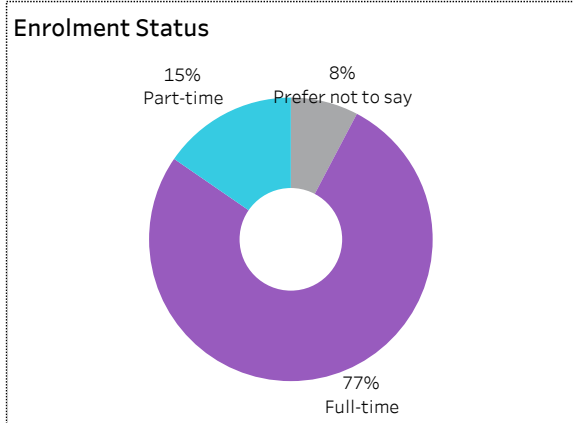
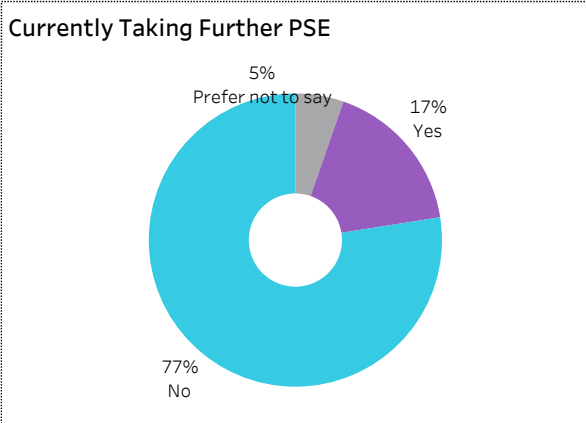


2019-20 Graduate Follow-up Survey Summary of Results (page 5/5) Further Post-Secondary Education



[Click on button to RESET Filters](#)

Number of Respondents: **155** | School: **Construction** | Program: **All** | Credential: **All** | Admin Campus: **All** | Base/CE: **All** | Indigenous: **All**



Among the students who pursued further education, 25% indicated the program was not related to the one they completed at Sask Polytech. Common reasons cited by the graduates who were studying in an unrelated field were to be able to change career choice, to have more/better career choices, and difficulty of finding employment in their previous field of study.

Institutional Research and Analysis



2019-20 Graduate Follow-up Survey Summary of Results (page 1/5) Respondent Profile

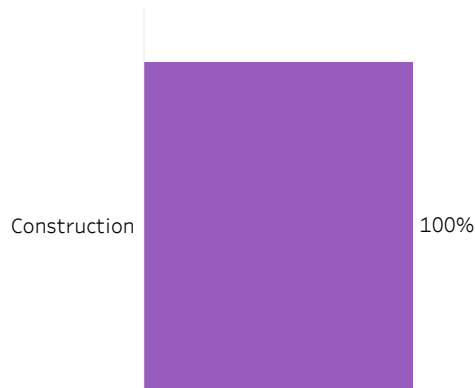


[Click on button to RESET Filters](#)

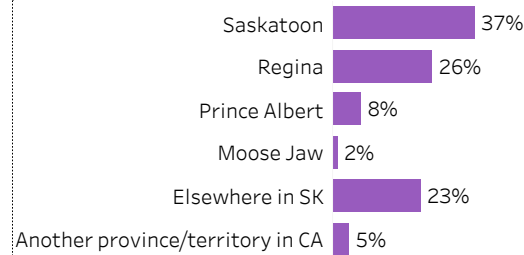
Number of Respondents
65

School: **Construction** | Program: **All** | Credential: **All** | Admin Campus: **All** | Base/CE: **Base** | Indigenous: **All**

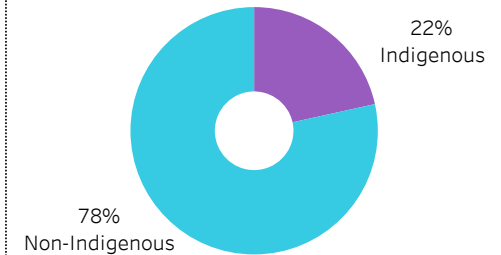
School



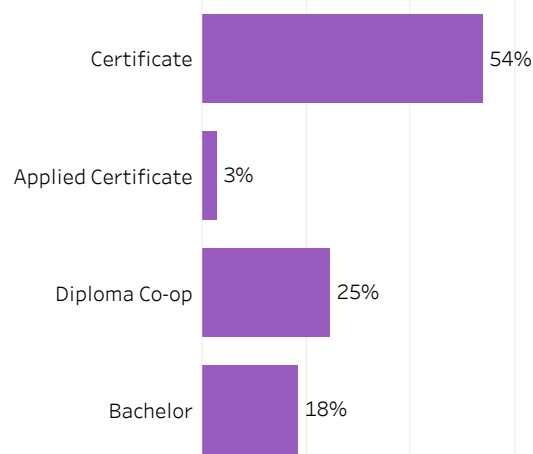
Location of Current Residence



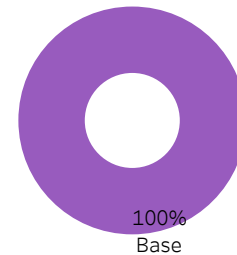
Indigenous Status



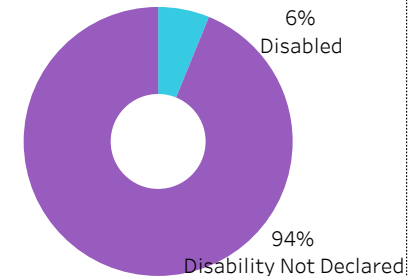
Credentials



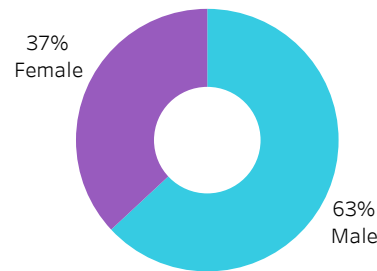
Base/CE



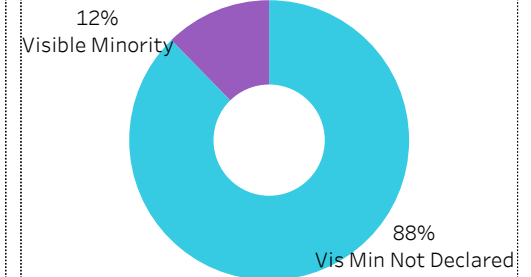
Disability



Gender



Visible Minority





2019-20 Graduate Follow-up Survey Summary of Results (page 2/5) Graduate Employment



[Click on button to RESET Filters](#)

Number of Respondents
65

School: **Construction** | Program: **All** | Credential: **All** | Admin Campus: **All** | Base/CE: **Base** | Indigenous: **All**

Overall Employment Rate

#Available Workforce	# of Grads Employed	Employment Rate	# of Fulltime Employed Grads	Full-time Employment Rate
58	53	91%	46	79%

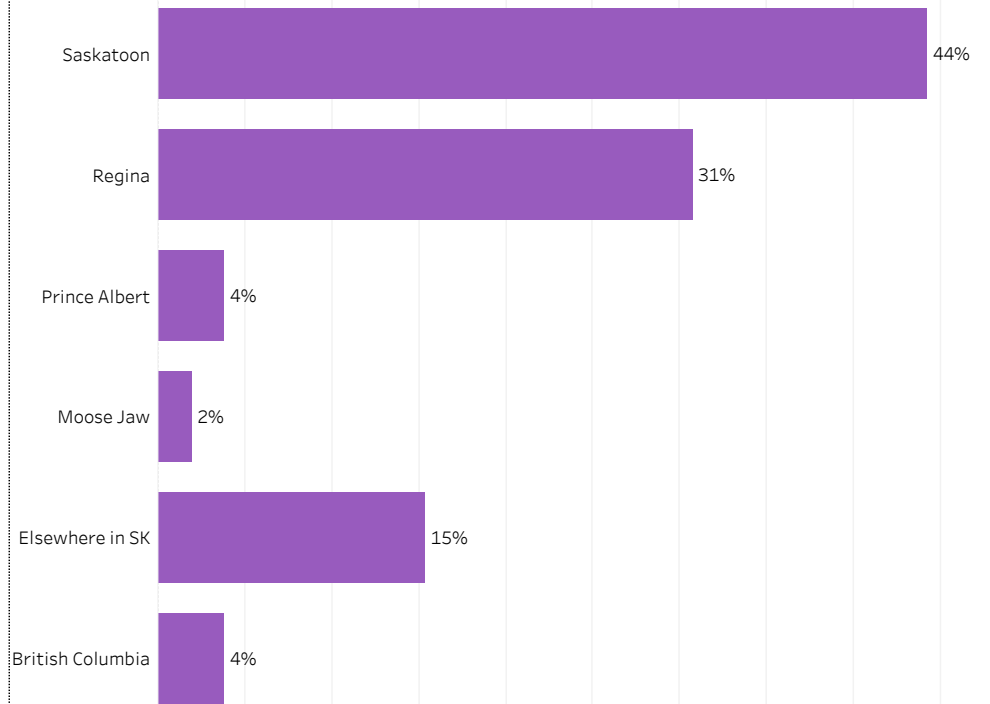
Training Related (TR) Employment

#Available Workforce	# of TR Employed Grads	TR Employment Rate	# of Fulltime TR Employed Grads	Full-time TR Employment Rate
58	34	59%	33	57%

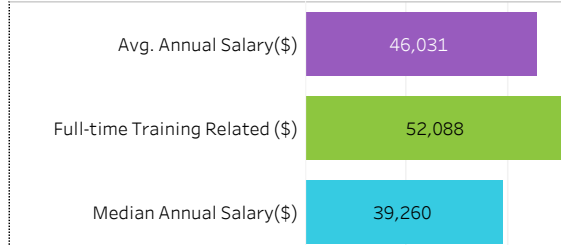
Average Salaries by Location of Employment



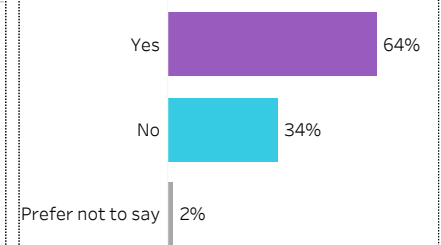
Location of Employment



Average/Median Salary



Relatedness of Job to Training



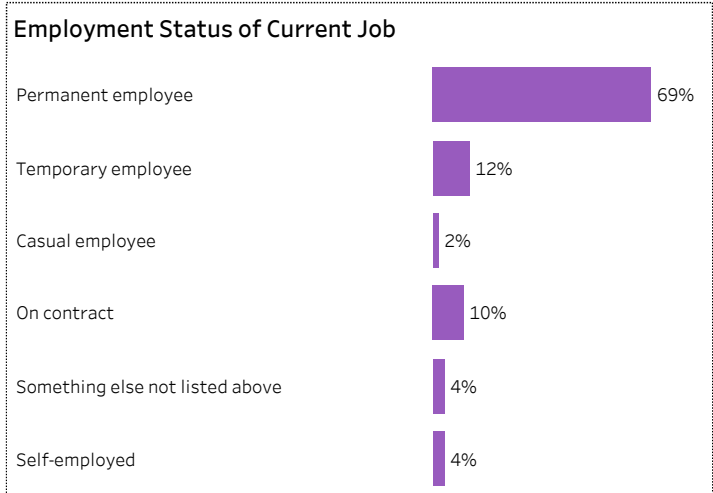
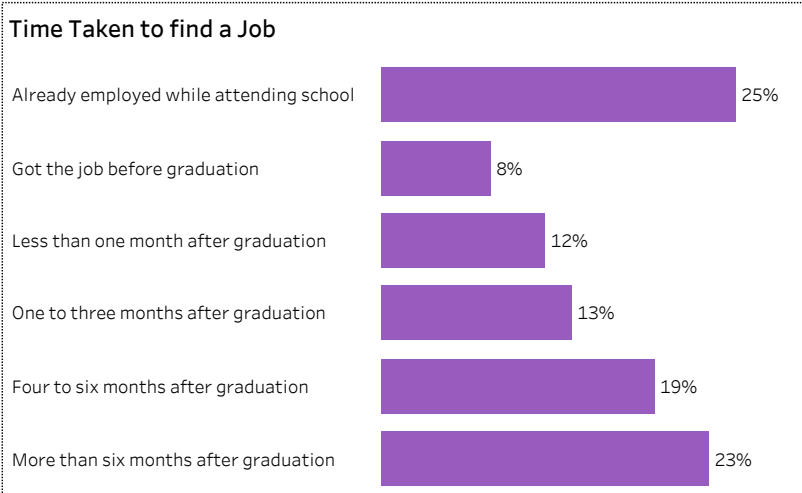
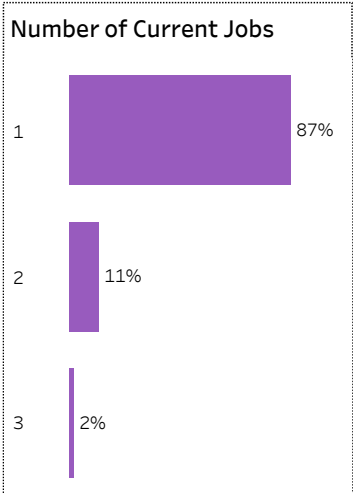
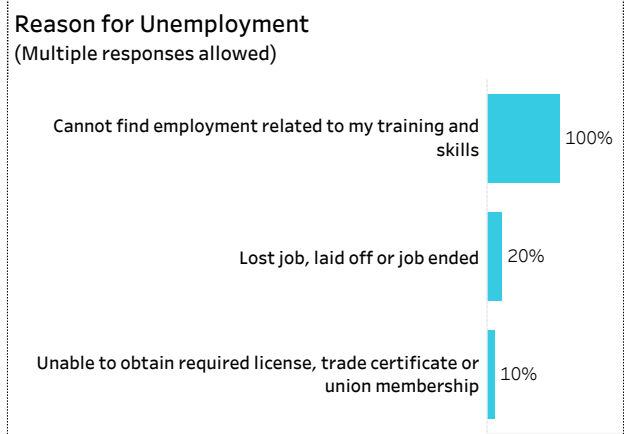
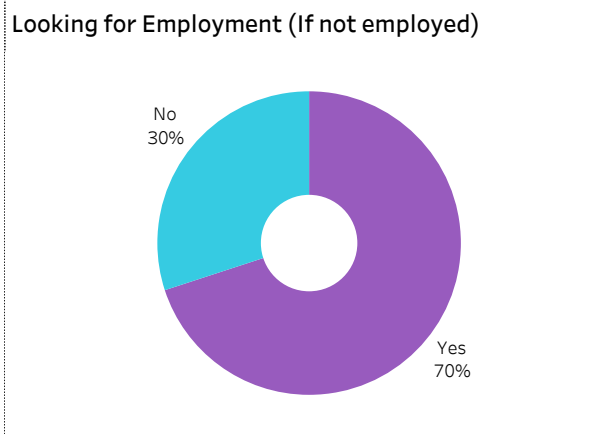
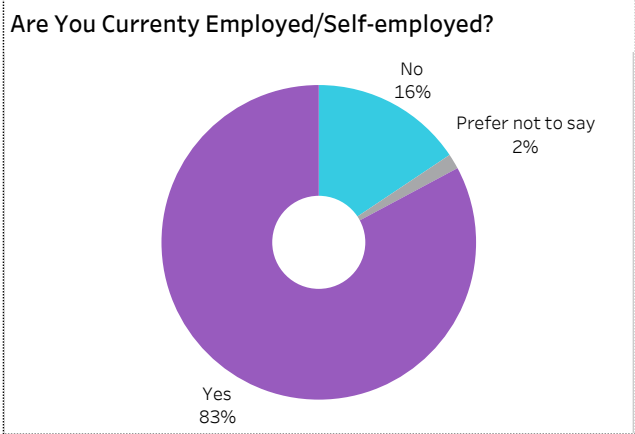


2019-20 Graduate Follow-up Survey Summary of Results (page 3/5) Graduate Employment (continued)



[Click on button to RESET Filters](#)

Number of Respondents **65** | School: **Construction** | Program: **All** | Credential: **All** | Admin Campus: **All** | Base/CE: **Base** | Indigenous: **All**





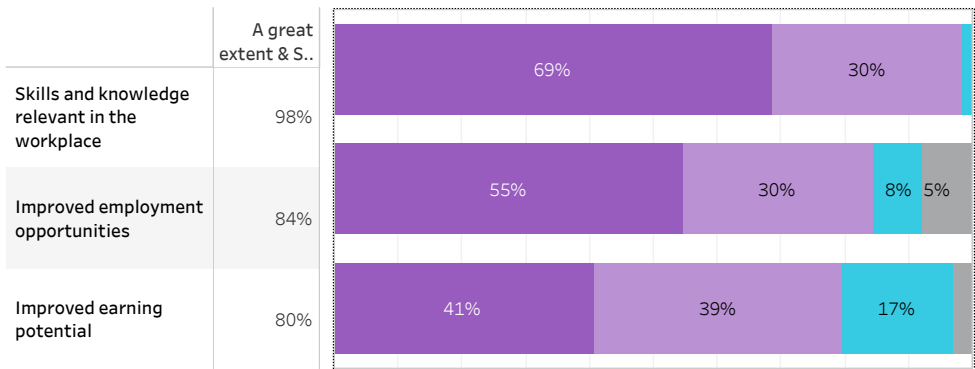
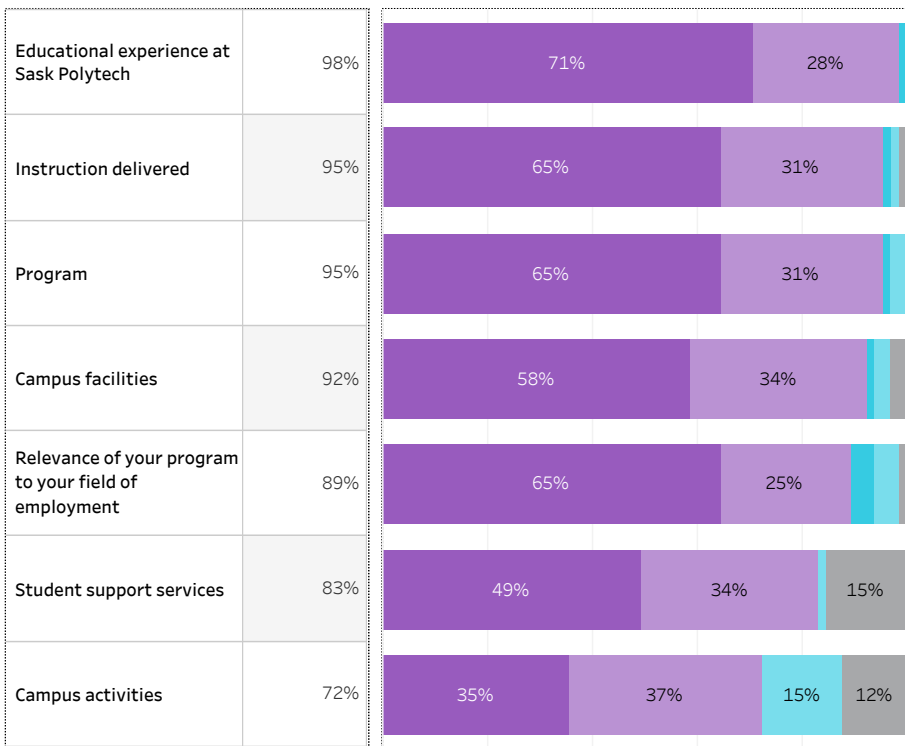
2019-20 Graduate Follow-up Survey Summary of Results (page 4/5) Satisfaction and Program Benefits



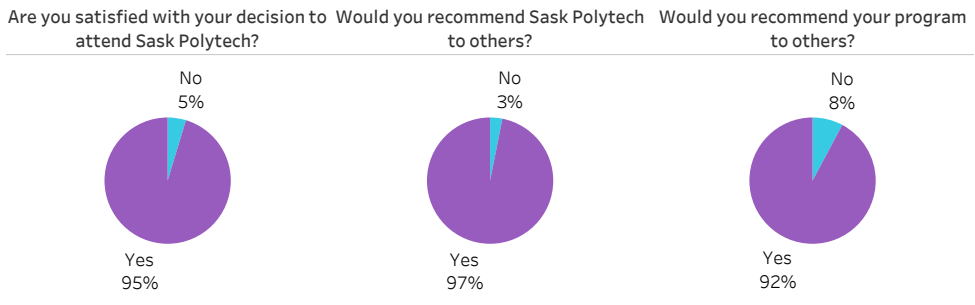
Click on button to RESET Filters

Number of Respondents 65	School: Construction Program: All Credential: All Admin Campus: All Base/CE: Base Indigenous: All
------------------------------------	---

Level of Satisfaction	<ul style="list-style-type: none"> Very Satisfied & Somewhat Satisfied Very dissatisfied Somewhat dissatisfied 	Program Benefits	<ul style="list-style-type: none"> A Great Extent & Some Extent No extent at all Not sure
-----------------------	---	------------------	--



Satisfaction with Sask Polytech



Institutional Research and Analysis

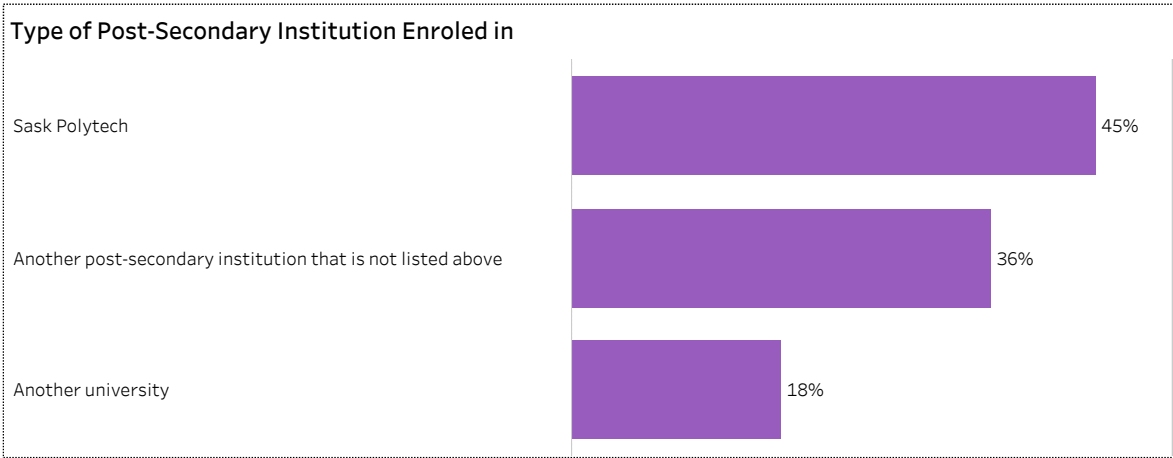
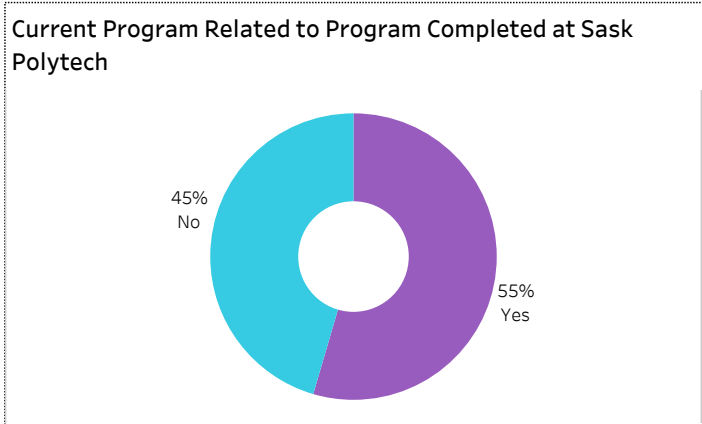
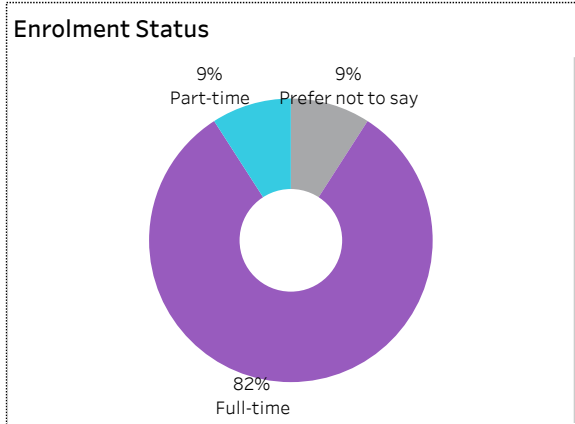
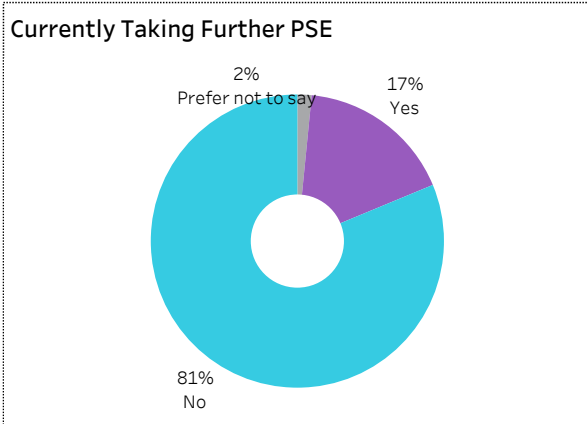


2019-20 Graduate Follow-up Survey Summary of Results (page 5/5) Further Post-Secondary Education



[Click on button to RESET Filters](#)

<p style="text-align: center;">Number of Respondents 65</p>	<p style="text-align: center;">School: Construction Program: All Credential: All Admin Campus: All Base/CE: Base Indigenous: All</p>
--	--



Among the students who pursued further education, 25% indicated the program was not related to the one they completed at Sask Polytech. Common reasons cited by the graduates who were studying in an unrelated field were to be able to change career choice, to have more/better career choices, and difficulty of finding employment in their previous field of study.



2019-20 Graduate Follow-up Survey Summary of Results (page 1/5) Respondent Profile




[Click on button to RESET Filters](#)

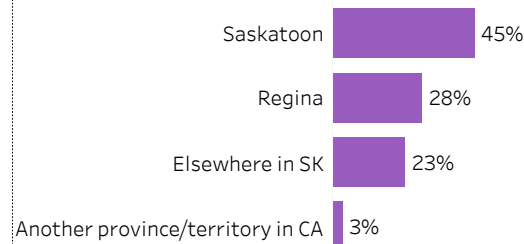
Number of Respondents
60

School: **Construction** | Program: **All** | Credential: **All** | Admin Campus: **All** | Base/CE: **Con Ed - Sask Polytech Delivered** | Indigenous: **All**

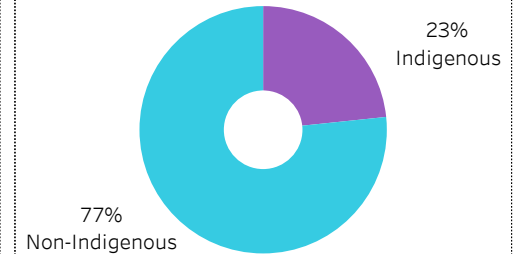
School



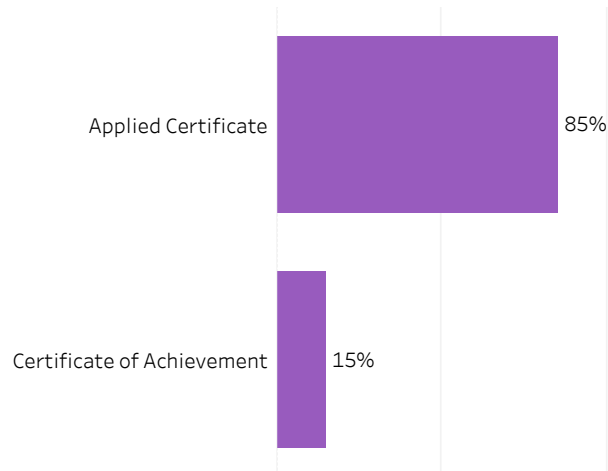
Location of Current Residence



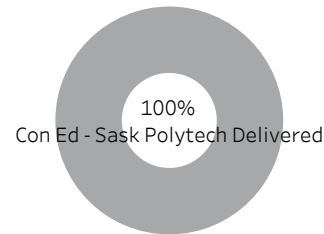
Indigenous Status



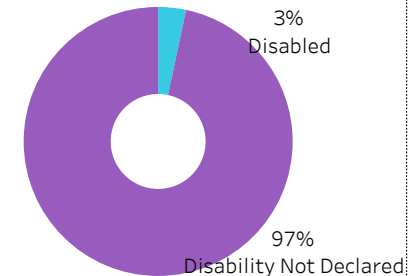
Credentials



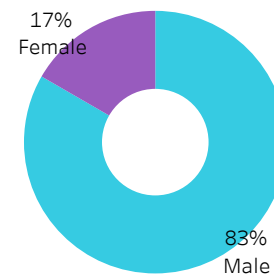
Base/CE



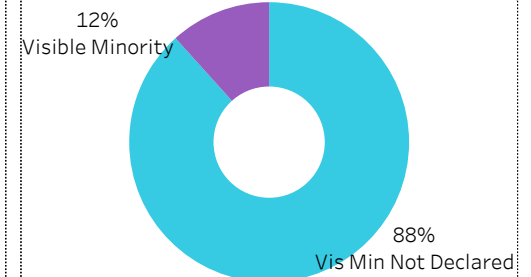
Disability



Gender



Visible Minority





2019-20 Graduate Follow-up Survey Summary of Results (page 2/5) Graduate Employment



[Click on button to RESET Filters](#)

Number of Respondents
60

School: **Construction** | Program: **All** | Credential: **All** | Admin Campus: **All** | Base/CE: **Con Ed - Sask Polytech Delivered** | Indigenous: **All**

Overall Employment Rate

#Available Workforce	# of Grads Employed	Employment Rate	# of Fulltime Employed Grads	Full-time Employment Rate
51	46	90%	43	84%

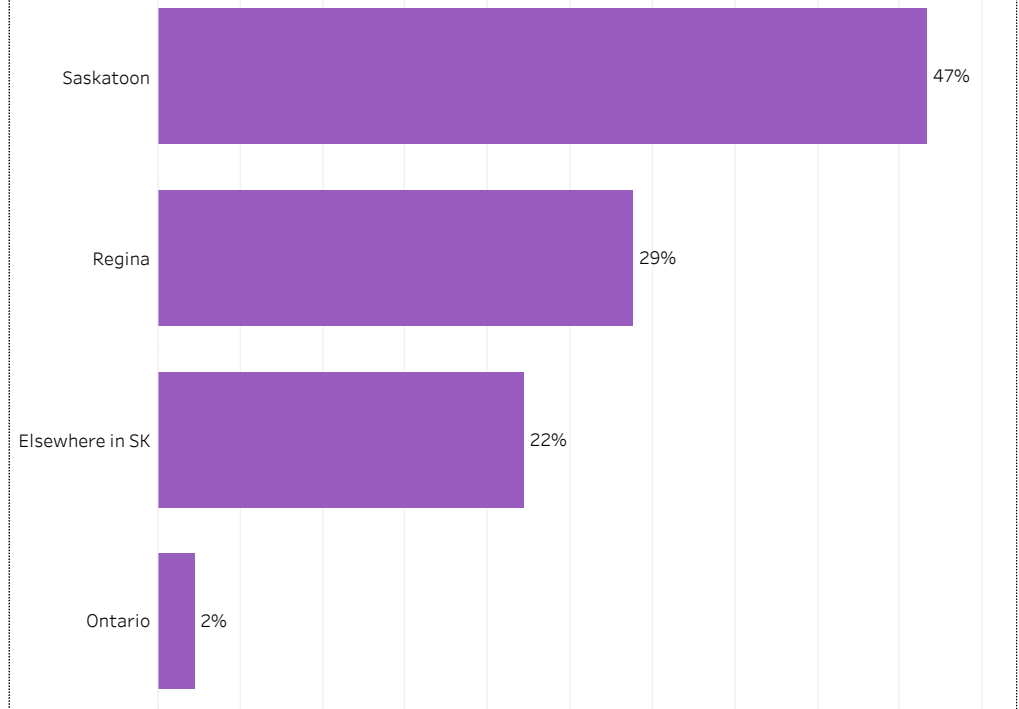
Training Related (TR) Employment

#Available Workforce	# of TR Employed Grads	TR Employment Rate	# of Fulltime TR Employed Grads	Full-time TR Employment Rate
51	30	59%	30	59%

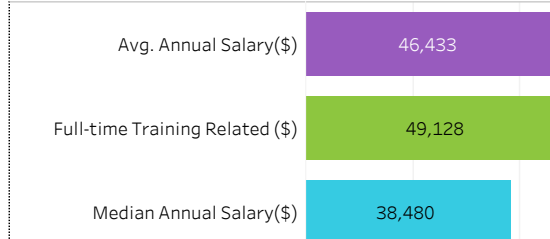
Average Salaries by Location of Employment



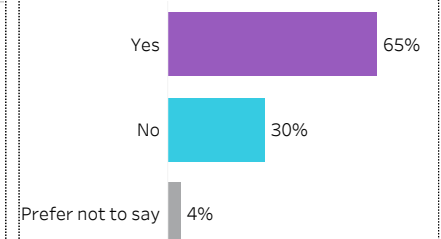
Location of Employment



Average/Median Salary



Relatedness of Job to Training



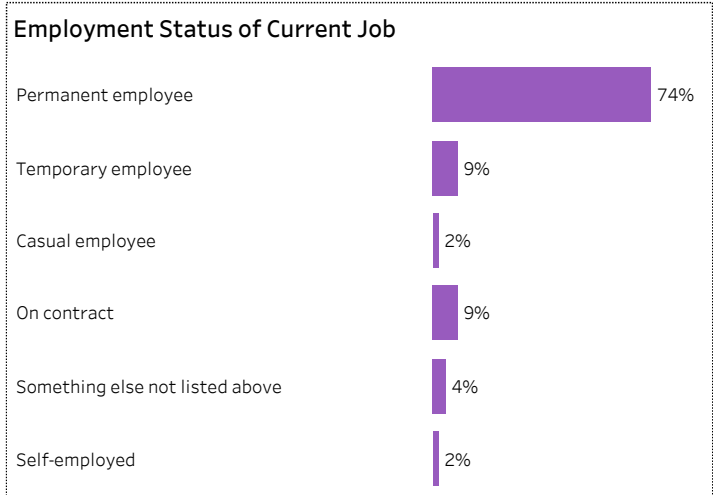
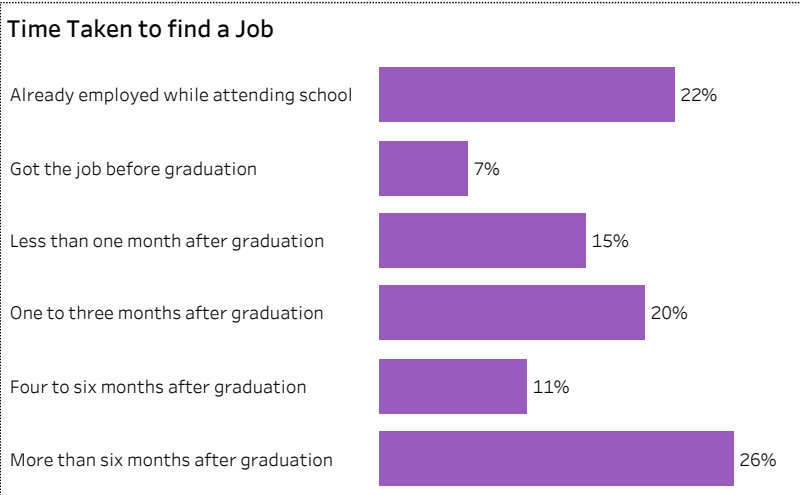
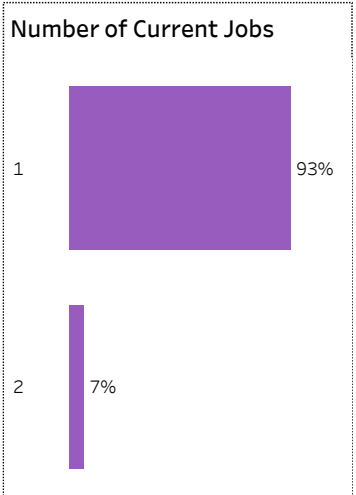
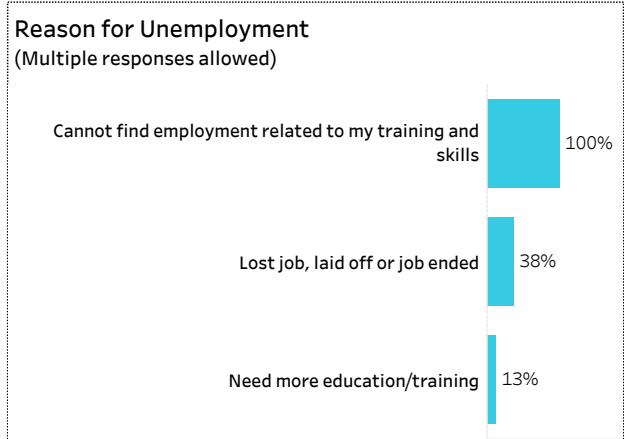
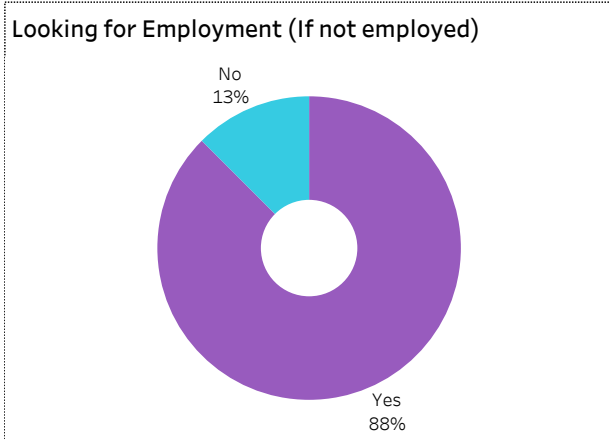
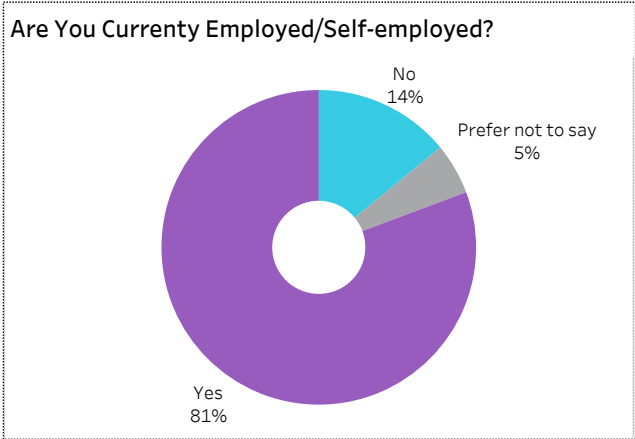


2019-20 Graduate Follow-up Survey Summary of Results (page 3/5) Graduate Employment (continued)



[Click on button to RESET Filters](#)

Number of Respondents **60** | School: **Construction** | Program: **All** | Credential: **All** | Admin Campus: **All** | Base/CE: **Con Ed - Sask Polytech Delivered** | Indigenous: **All**





2019-20 Graduate Follow-up Survey Summary of Results (page 4/5) Satisfaction and Program Benefits



Click on button to RESET Filters

Number of Respondents 60	School: Construction Program: All Credential: All Admin Campus: All Base/CE: Con Ed - Sask Polytech Delivered Indigenous: All
------------------------------------	---

Level of Satisfaction	Very Satisfied & Somewhat Satisfied	<ul style="list-style-type: none"> Very satisfied Somewhat satisfied Very dissatisfied Somewhat dissatisfied Not sure 	Program Benefits	A Great Extent & Some Extent	<ul style="list-style-type: none"> A great extent Some extent No extent at all Not sure Not applicable
------------------------------	-------------------------------------	--	-------------------------	------------------------------	---

Instruction delivered	97%	67%	30%			A great extent & S..	52%	43%		
Educational experience at Sask Polytech	95%	62%	33%			Skills and knowledge relevant in the workplace	95%			
Program	95%	72%	23%			Improved earning potential	86%	45%	41%	9%
Relevance of your program to your field of employment	90%	55%	35%			Improved employment opportunities	77%	49%	28%	16%
Campus facilities	80%	52%	28%	18%						
Student support services	78%	52%	27%	18%						
Campus activities	67%	35%	32%		27%					

Satisfaction with Sask Polytech



Institutional Research and Analysis

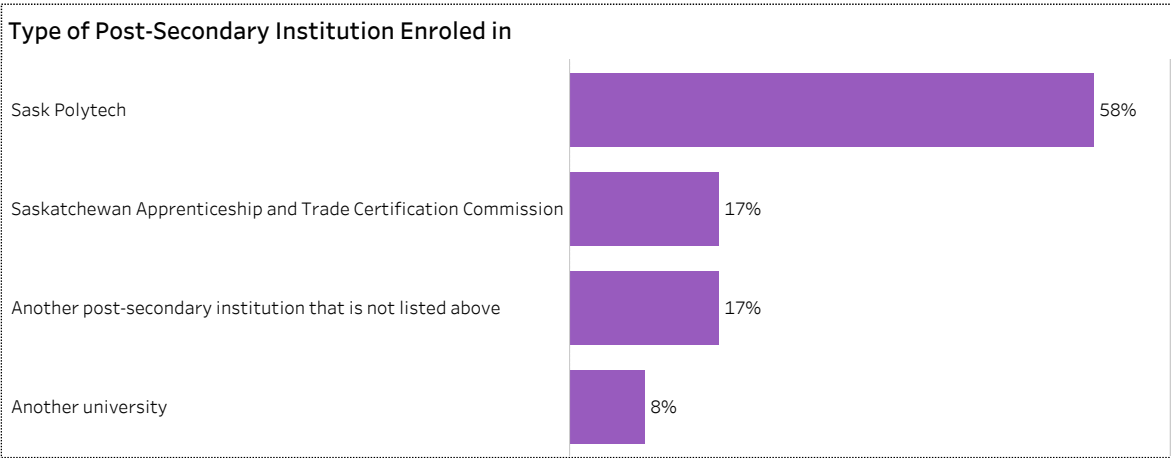
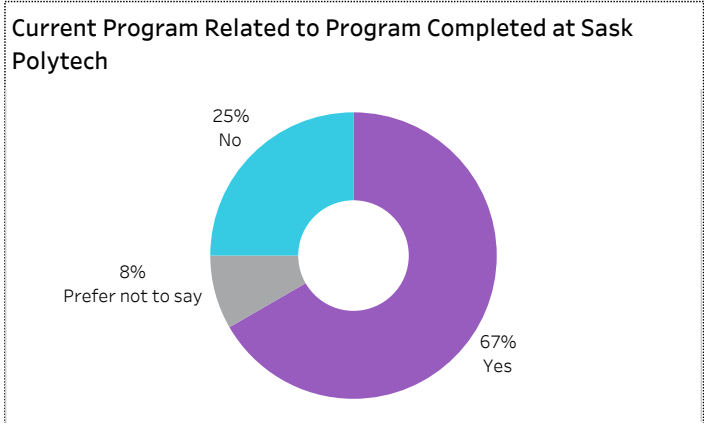
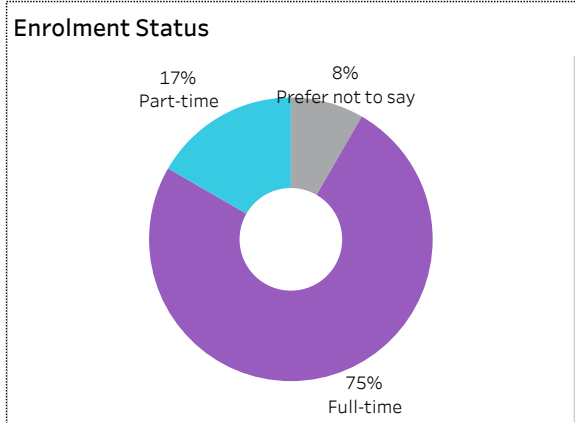
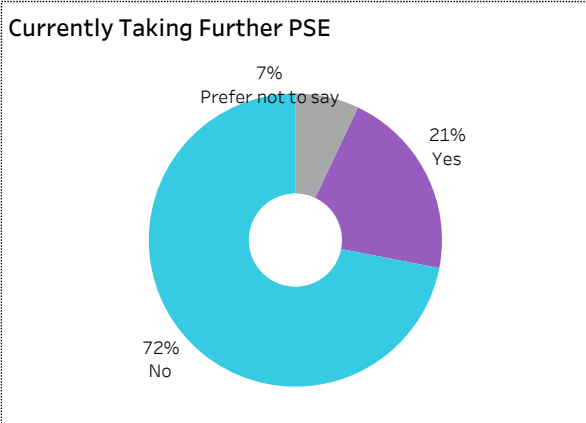


2019-20 Graduate Follow-up Survey Summary of Results (page 5/5) Further Post-Secondary Education



[Click on button to RESET Filters](#)

Number of Respondents: **60** | School: **Construction** | Program: **All** | Credential: **All** | Admin Campus: **All** | Base/CE: **Con Ed - Sask Polytech Delivered** | Indigenous: **All**



Among the students who pursued further education, 25% indicated the program was not related to the one they completed at Sask Polytech. Common reasons cited by the graduates who were studying in an unrelated field were to be able to change career choice, to have more/better career choices, and difficulty of finding employment in their previous field of study.

Institutional Research and Analysis

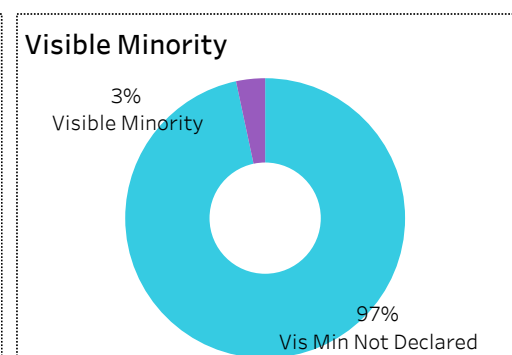
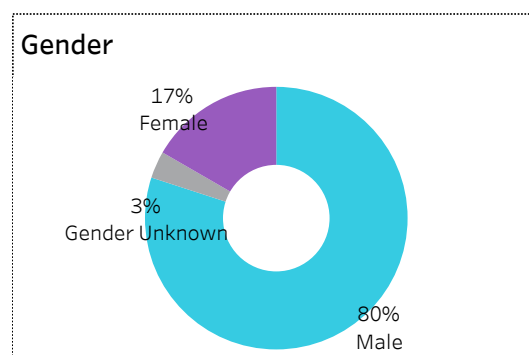
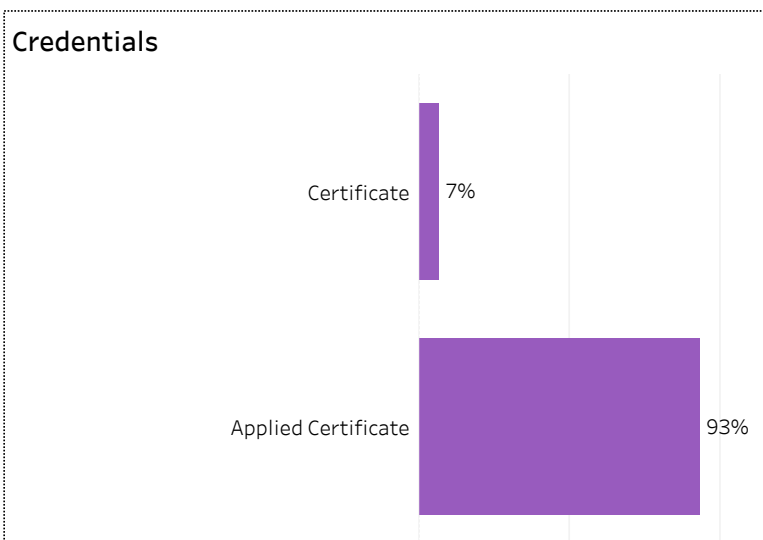
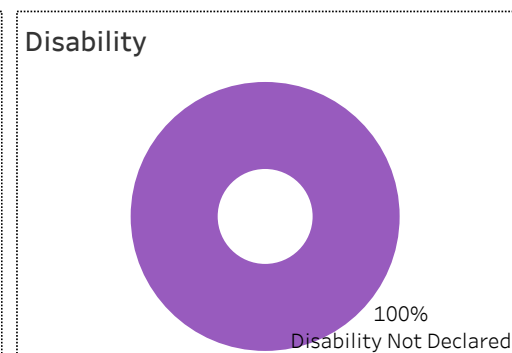
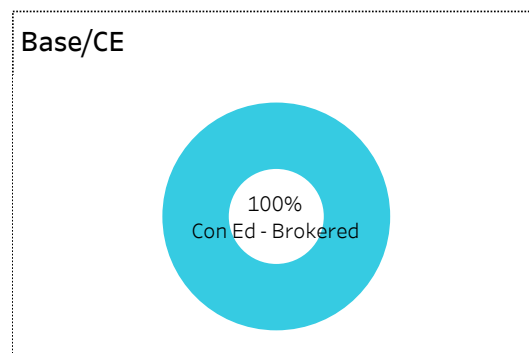
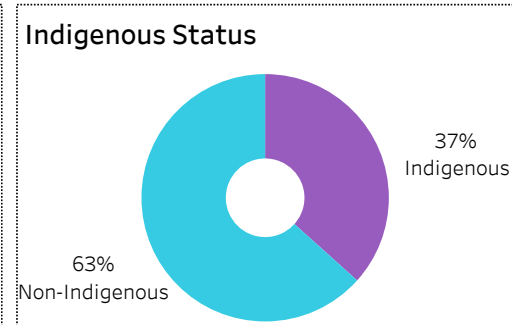
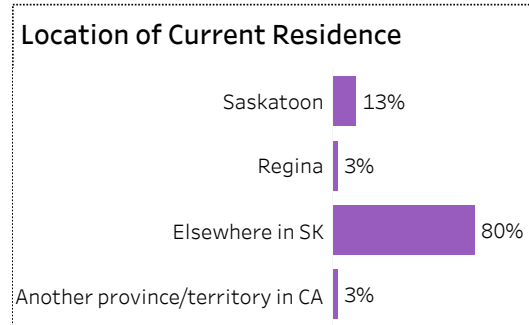
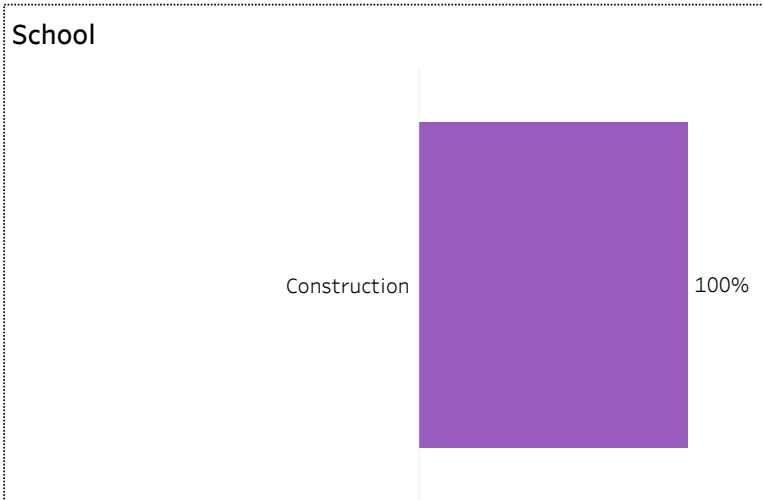


2019-20 Graduate Follow-up Survey Summary of Results (page 1/5) Respondent Profile



[Click on button to RESET Filters](#)

Number of Respondents: **30**
School: **Construction** | Program: **All** | Credential: **All** | Admin Campus: **All** | Base/CE: **Con Ed - Brokered** |
Indigenous: **All**





2019-20 Graduate Follow-up Survey Summary of Results (page 2/5) Graduate Employment



[Click on button to RESET Filters](#)

Number of Respondents
30

School: **Construction** | Program: **All** | Credential: **All** | Admin Campus: **All** | Base/CE: **Con Ed - Brokered** | Indigenous: **All**

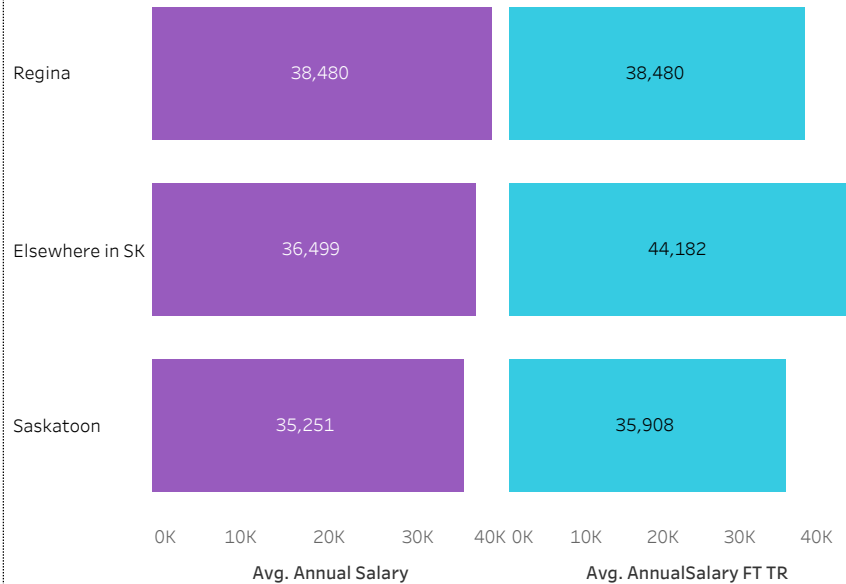
Overall Employment Rate

#Available Workforce	# of Grads Employed	Employment Rate	# of Fulltime Employed Grads	Full-time Employment Rate
29	25	86%	23	79%

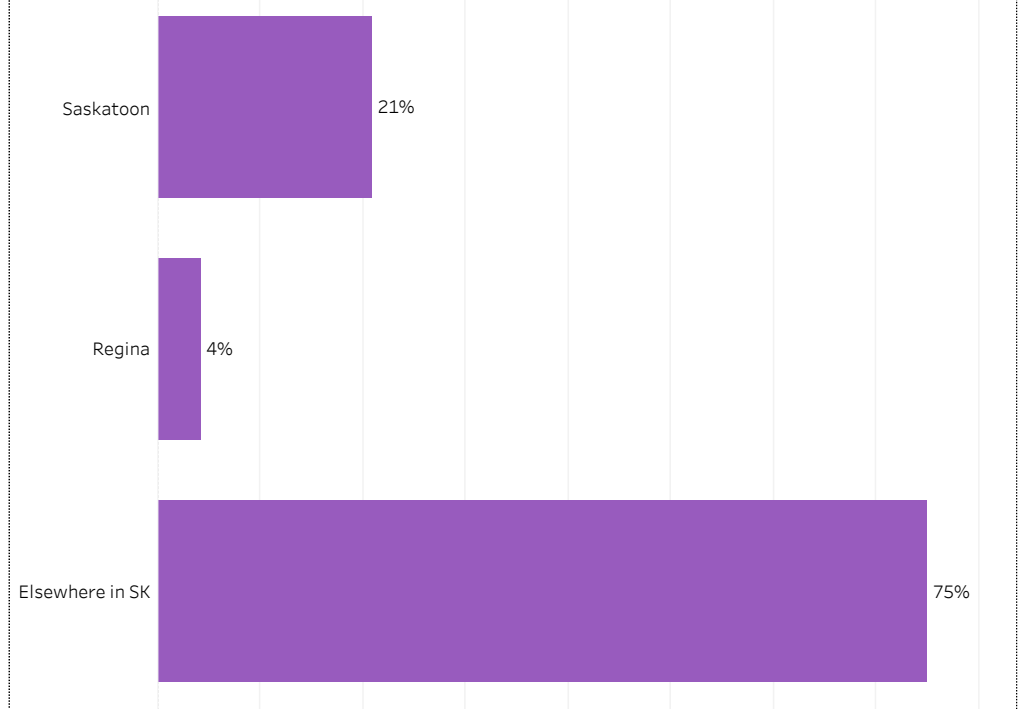
Training Related (TR) Employment

#Available Workforce	# of TR Employed Grads	TR Employment Rate	# of Fulltime TR Employed Grads	Full-time TR Employment Rate
29	16	55%	15	52%


Average Salaries by Location of Employment



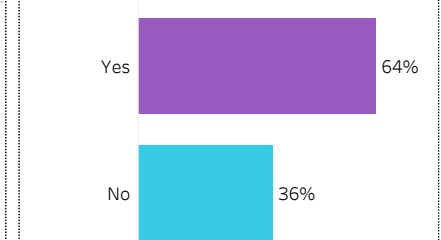
Location of Employment



Average/Median Salary



Relatedness of Job to Training



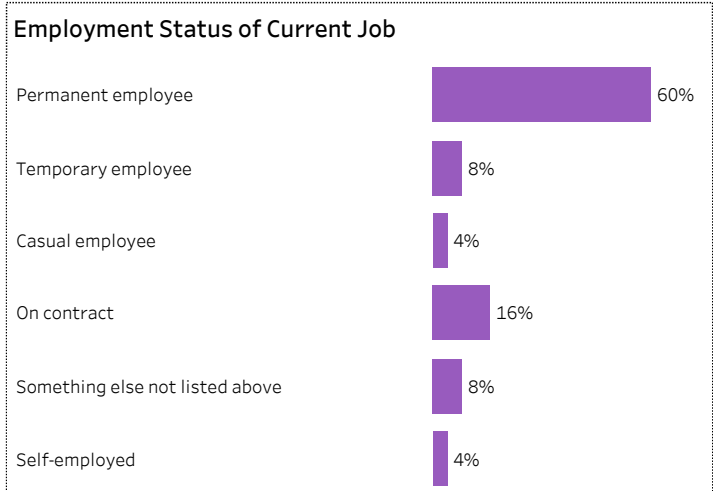
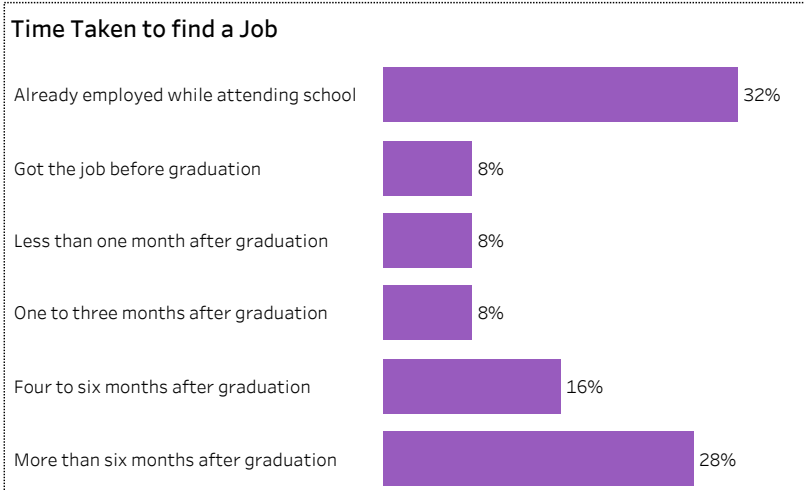
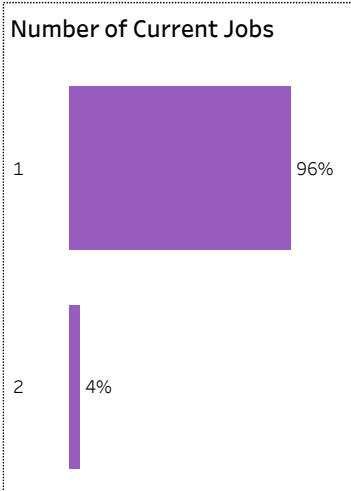
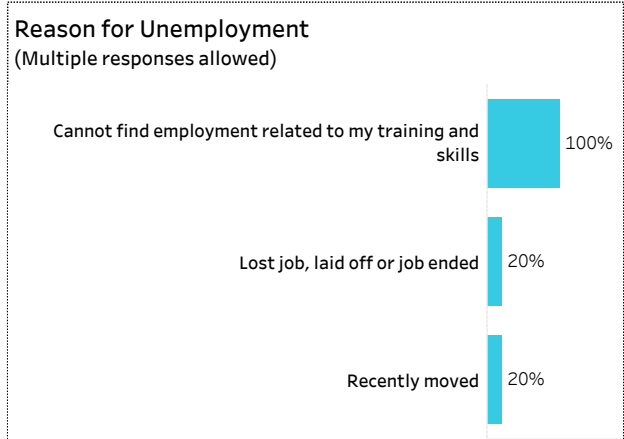
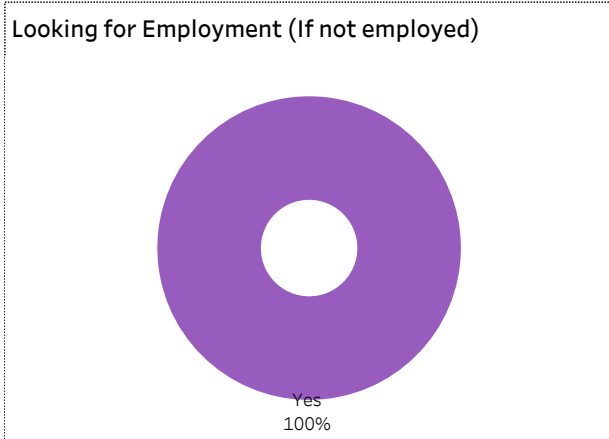
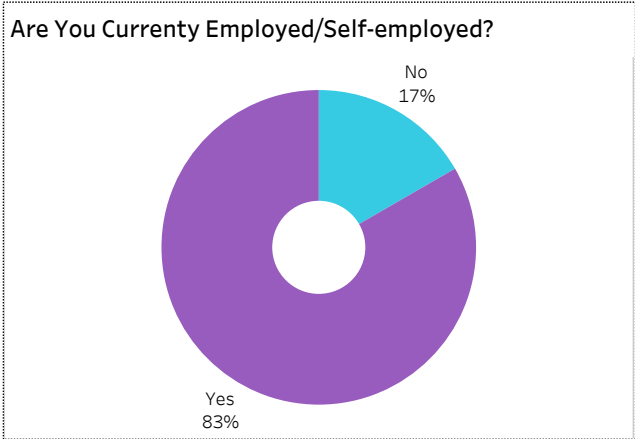


2019-20 Graduate Follow-up Survey Summary of Results (page 3/5) Graduate Employment (continued)



[Click on button to RESET Filters](#)

Number of Respondents **30** | School: **Construction** | Program: **All** | Credential: **All** | Admin Campus: **All** | Base/CE: **Con Ed - Brokered** | Indigenous: **All**





2019-20 Graduate Follow-up Survey Summary of Results (page 4/5) Satisfaction and Program Benefits

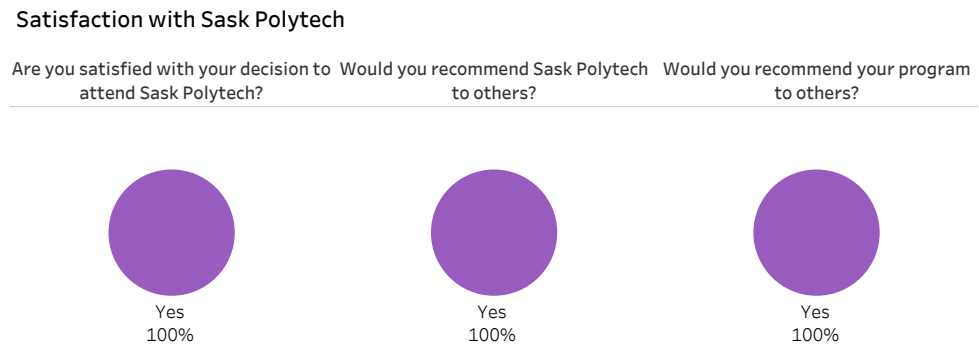


Click on button to RESET Filters

Number of Respondents 30	School: Construction Program: All Credential: All Admin Campus: All Base/CE: Con Ed - Brokered Indigenous: All
------------------------------------	--

Level of Satisfaction	Very Satisfied & Somewhat Satisfied	<ul style="list-style-type: none"> Very satisfied Somewhat satisfied Very dissatisfied Somewhat dissatisfied Not sure 	Program Benefits	A Great Extent & Some Extent	<ul style="list-style-type: none"> A great extent Some extent No extent at all Not sure Not applicable
------------------------------	-------------------------------------	--	-------------------------	------------------------------	---

Educational experience at Sask Polytech	100%	80%	20%	Program Benefits A Great extent & Some Extent	97%	63%	33%	
Program	100%	83%	17%		97%	47%	40%	7%
Instruction delivered	97%	73%	23%		87%	53%	33%	7%
Relevance of your program to your field of employment	97%	63%	33%		87%	53%	33%	7%
Campus facilities	93%	67%	27%					
Student support services	93%	63%	30%					
Campus activities	80%	63%	17%		7%	10%		



Institutional Research and Analysis



2019-20 Graduate Follow-up Survey

Summary of Results (page 5/5)

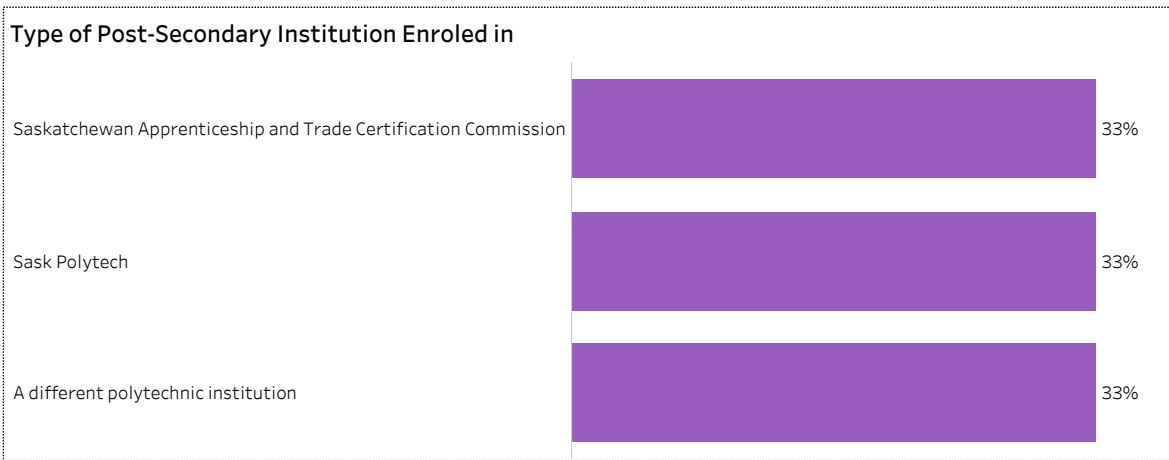
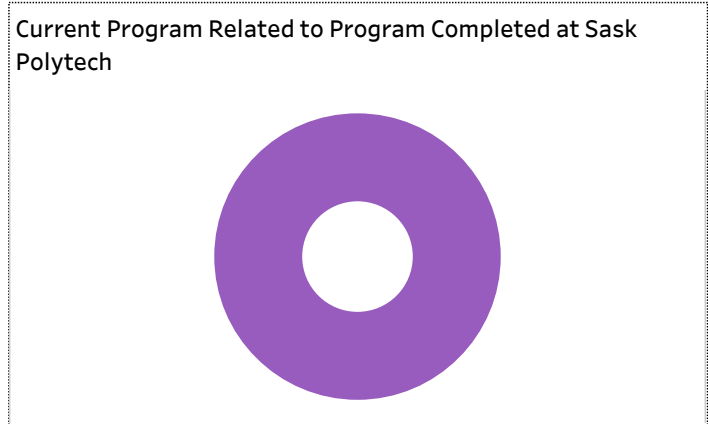
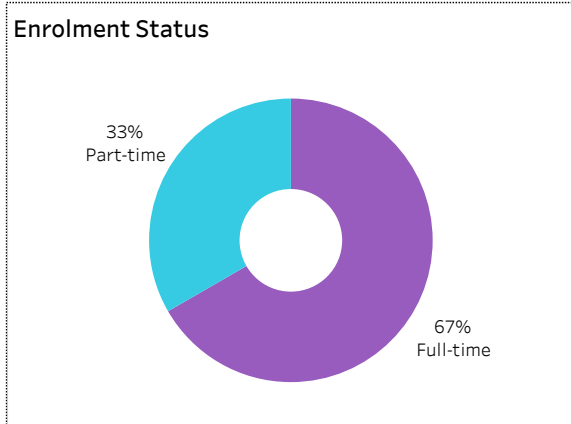
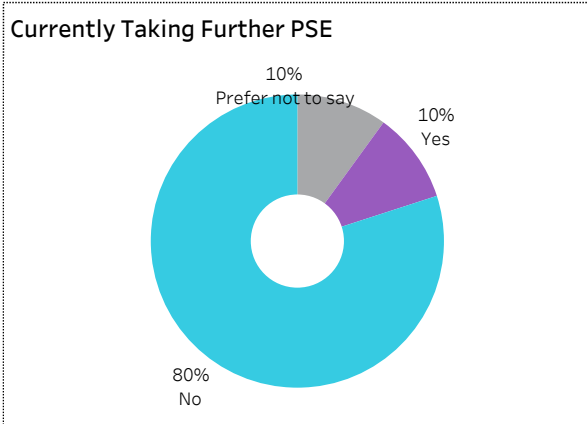
Further Post-Secondary Education



[Click on button to RESET Filters](#)

Number of Respondents: **30**

School: **Construction** | Program: **All** | Credential: **All** | Admin Campus: **All** | Base/CE: **Con Ed - Brokered** | Indigenous: **All**



Among the students who pursued further education, 25% indicated the program was not related to the one they completed at Sask Polytech. Common reasons cited by the graduates who were studying in an unrelated field were to be able to change career choice, to have more/better career choices, and difficulty of finding employment in their previous field of study.

Institutional Research and Analysis



2019-20 Graduate Follow-up Survey Summary of Results (page 1/5) Respondent Profile

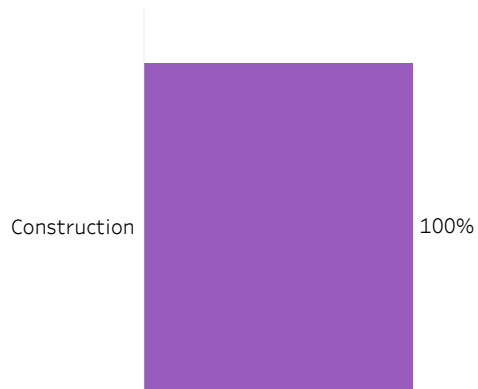


[Click on button to RESET Filters](#)

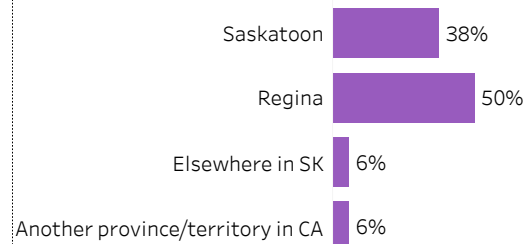
Number of Respondents
16

School: **Construction** | Program: **Architectural Technologies** | Credential: **Diploma Co-op** | Admin Campus: **Moose Jaw** | Base/CE: **Base** | Indigenous: **All**

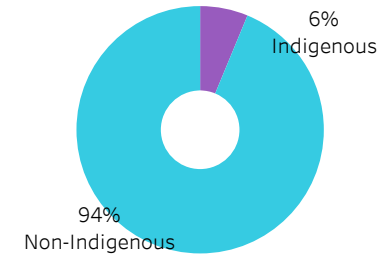
School



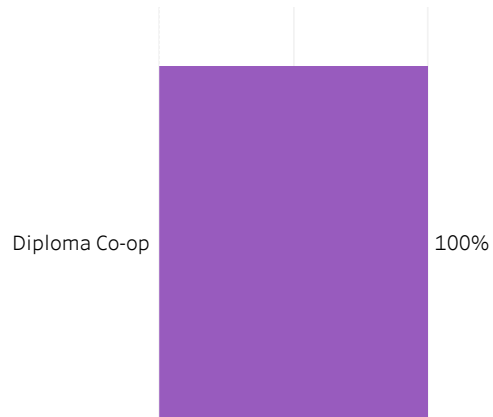
Location of Current Residence



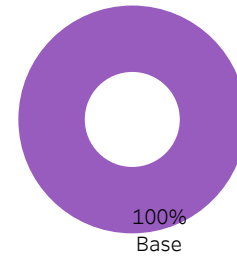
Indigenous Status



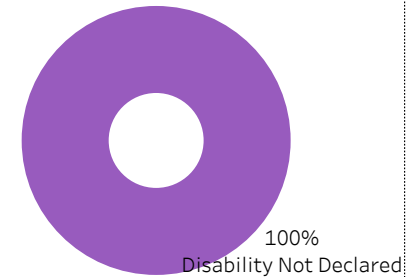
Credentials



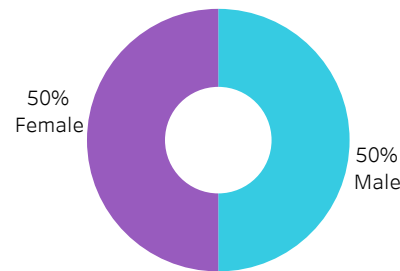
Base/CE



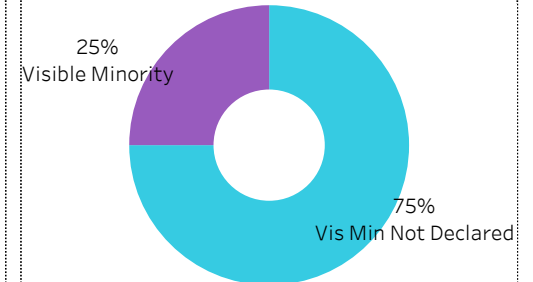
Disability



Gender



Visible Minority





2019-20 Graduate Follow-up Survey Summary of Results (page 2/5) Graduate Employment



[Click on button to RESET Filters](#)

Number of Respondents
16

School: **Construction** | Program: **Architectural Technologies** | Credential: **Diploma Co-op** | Admin Campus: **Moose Jaw** | Base/CE: **Base** |
Indigenous: **All**

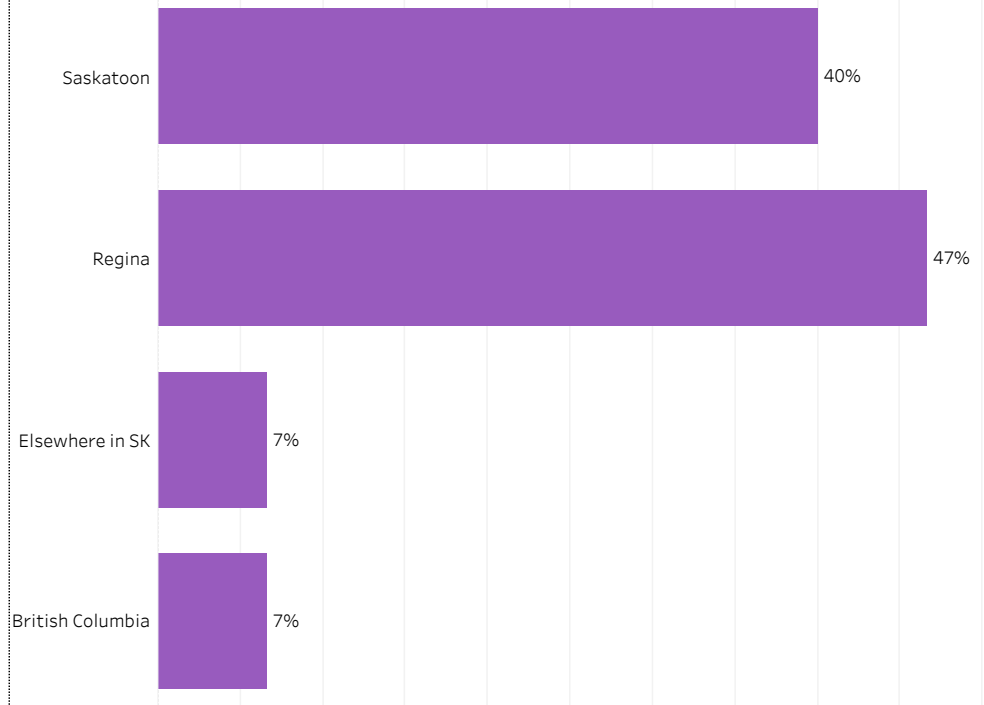
Overall Employment Rate

#Available Workforce	# of Grads Employed	Employment Rate	# of Fulltime Employed Grads	Full-time Employment Rate
16	15	94%	14	88%

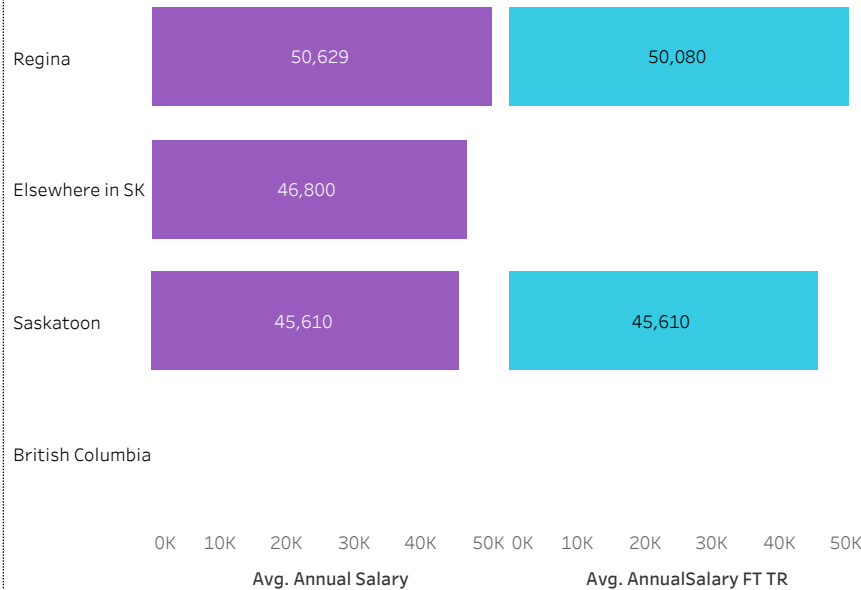
Training Related (TR) Employment

#Available Workforce	# of TR Employed Grads	TR Employment Rate	# of Fulltime TR Employed Grads	Full-time TR Employment Rate
16	11	69%	11	69%


Location of Employment



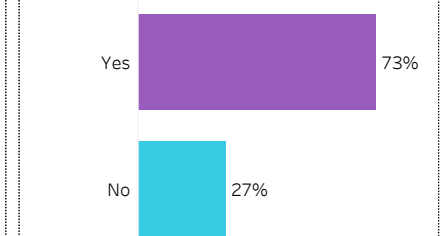
Average Salaries by Location of Employment



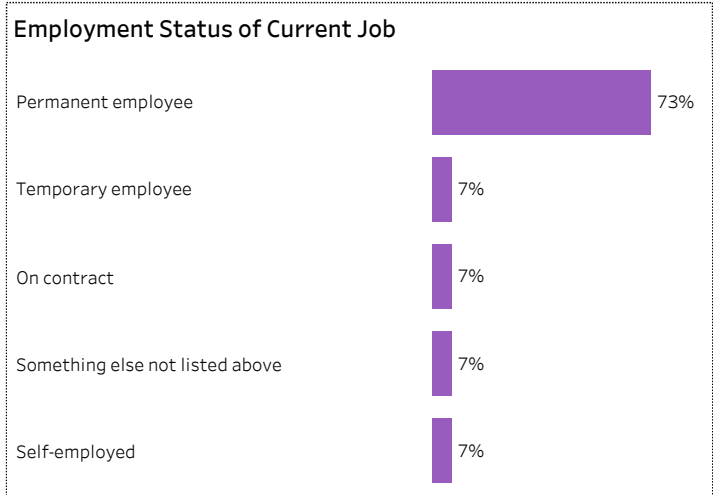
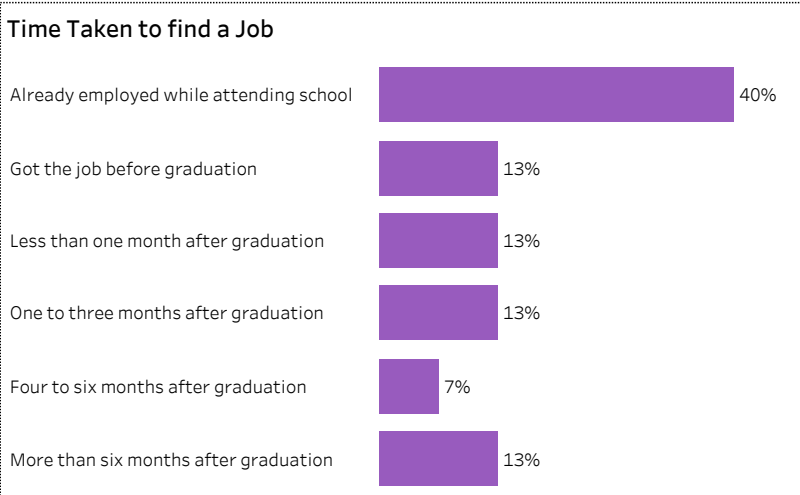
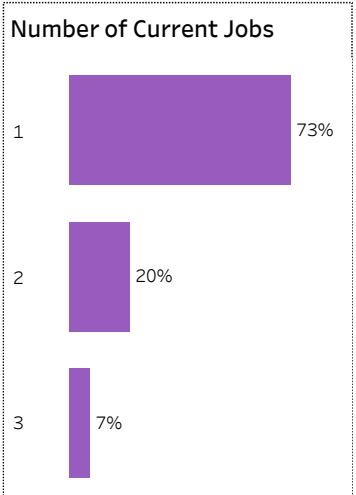
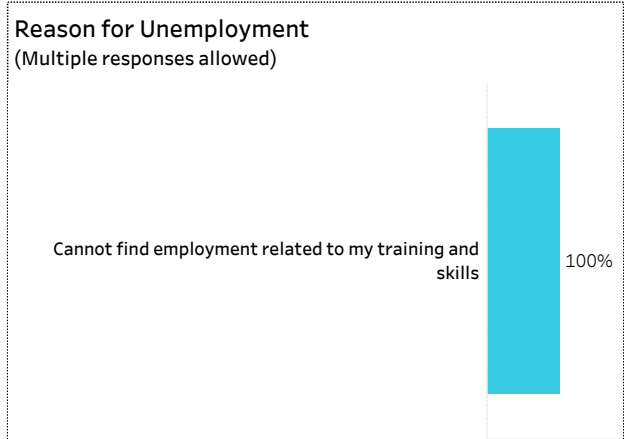
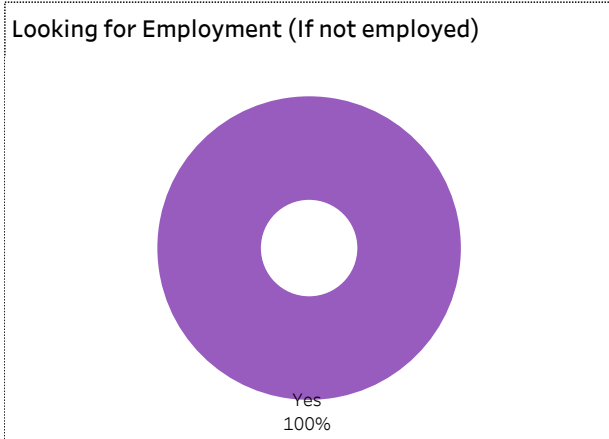
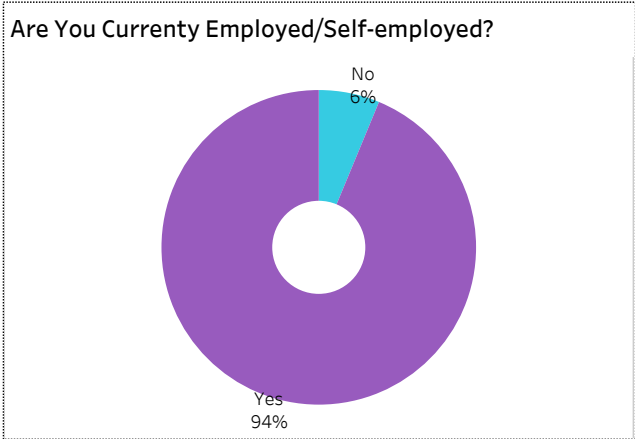
Average/Median Salary



Relatedness of Job to Training



Number of Respondents: **16**
 School: **Construction** | Program: **Architectural Technologies** | Credential: **Diploma Co-op** | Admin Campus: **Moose Jaw** | Base/CE: **Base**
 | Indigenous: **All**





2019-20 Graduate Follow-up Survey Summary of Results (page 4/5) Satisfaction and Program Benefits



Click on button to RESET Filters

Number of Respondents 16	School: Construction Program: Architectural Technologies Credential: Diploma Co-op Admin Campus: Moose Jaw Base/CE: Base Indigenous: All
------------------------------------	---

Level of Satisfaction	Very Satisfied & Somewhat Satisfied	<ul style="list-style-type: none"> Very satisfied Somewhat satisfied Somewhat dissatisfied Not sure 	Program Benefits	A Great Extent & Some Extent	<ul style="list-style-type: none"> Not sure No extent at all Some extent A great extent
------------------------------	-------------------------------------	---	-------------------------	------------------------------	---

Instruction delivered	100%	69%	31%	Program Benefits A Great Extent & Some Extent 100% 94% 81%	81%	19%		
Educational experience at Sask Polytech	100%	75%	25%		81%	13%	6%	
Program	100%	69%	31%		38%	44%	13%	6%
Relevance of your program to your field of employment	100%	75%	25%					
Campus facilities	81%	31%	50%		13%	6%		
Student support services	81%	31%	50%		19%			

Satisfaction with Sask Polytech



Institutional Research and Analysis

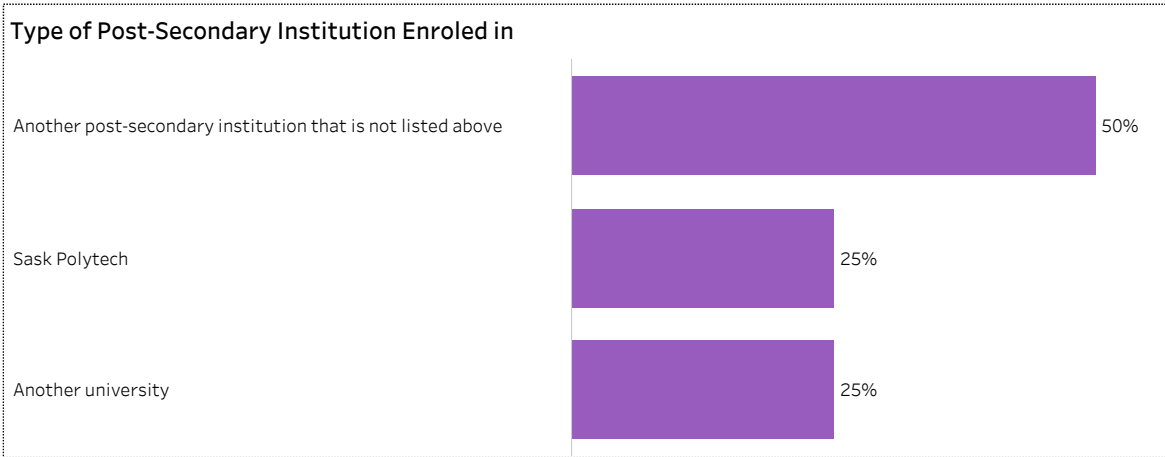
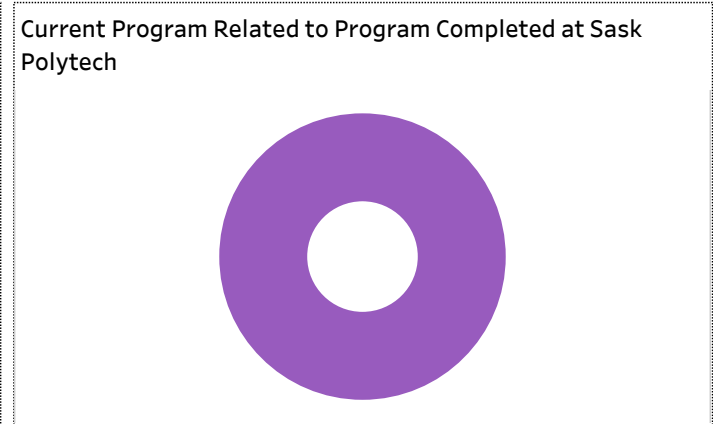
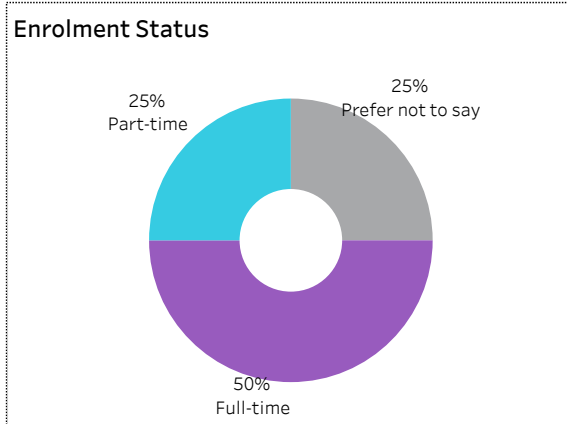
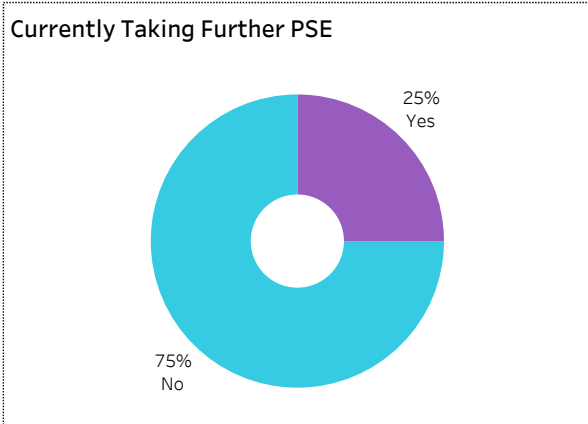


2019-20 Graduate Follow-up Survey Summary of Results (page 5/5) Further Post-Secondary Education



[Click on button to RESET Filters](#)

<p>Number of Respondents 16</p>	<p>School: Construction Program: Architectural Technologies Credential: Diploma Co-op Admin Campus: Moose Jaw Base/CE: Base Indigenous: All</p>
--	---



Among the students who pursued further education, 25% indicated the program was not related to the one they completed at Sask Polytech. Common reasons cited by the graduates who were studying in an unrelated field were to be able to change career choice, to have more/better career choices, and difficulty of finding employment in their previous field of study.

Institutional Research and Analysis



2019-20 Graduate Follow-up Survey Summary of Results (page 1/5) Respondent Profile

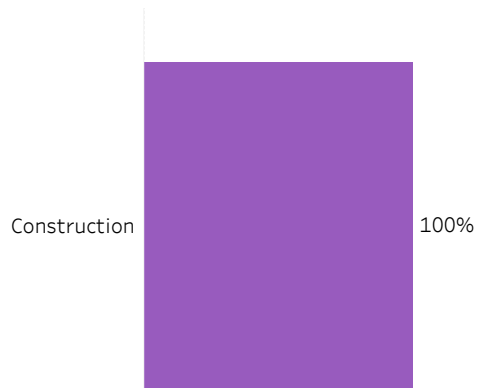


[Click on button to RESET Filters](#)

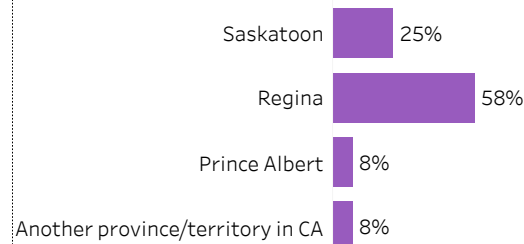
Number of Respondents
12

School: **Construction** | Program: **Construction Management** | Credential: **Bachelor** | Admin Campus: **Regina** |
Base/CE: **Base** | Indigenous: **All**

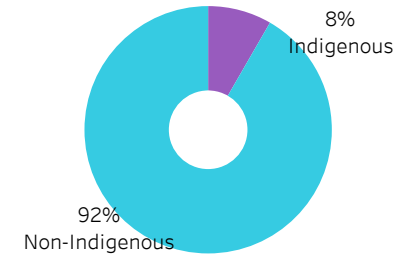
School



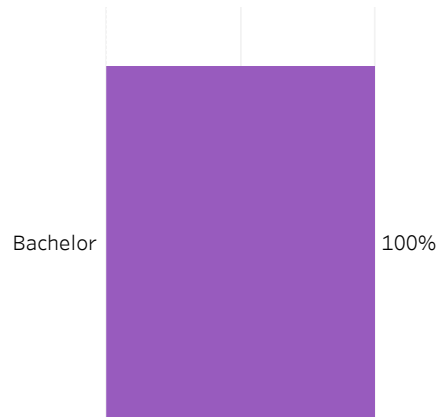
Location of Current Residence



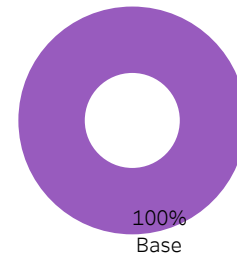
Indigenous Status



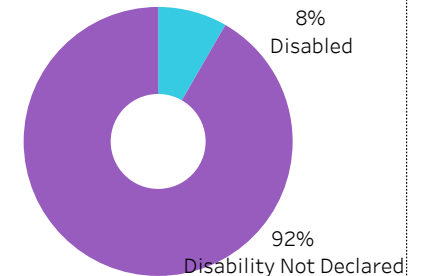
Credentials



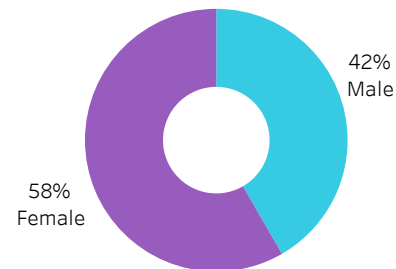
Base/CE



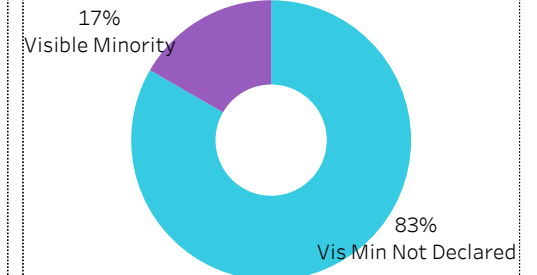
Disability



Gender



Visible Minority





2019-20 Graduate Follow-up Survey Summary of Results (page 2/5) Graduate Employment



[Click on button to RESET Filters](#)

Number of Respondents
12

School: **Construction** | Program: **Construction Management** | Credential: **Bachelor** | Admin Campus: **Regina** | Base/CE: **Base** | Indigenous: **All**

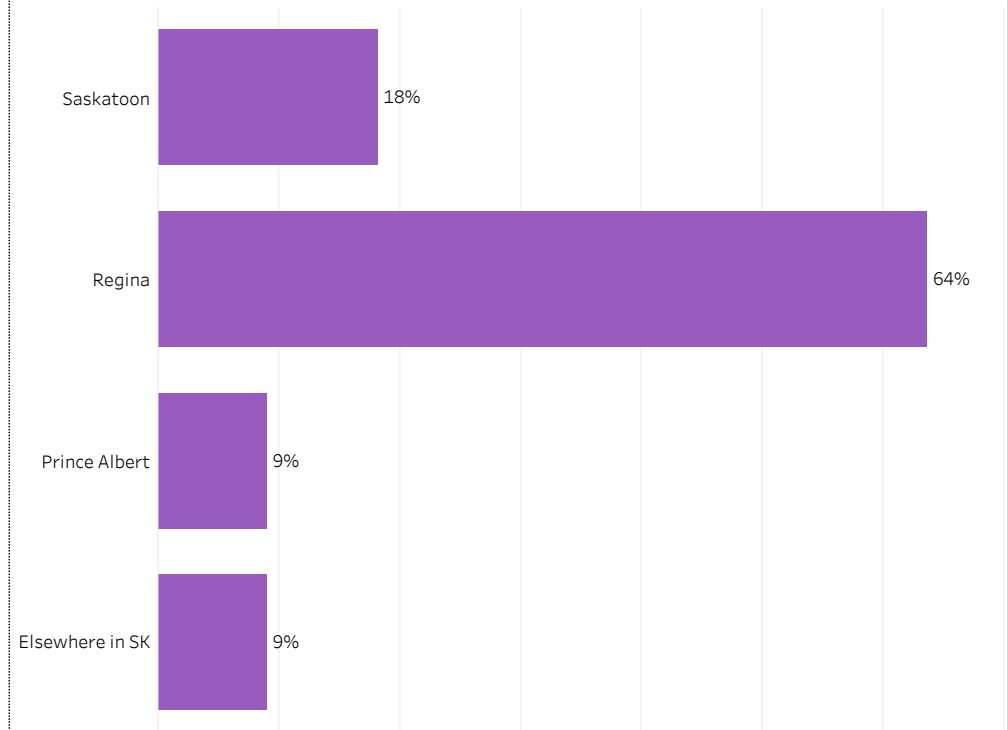
Overall Employment Rate

#Available Workforce	# of Grads Employed	Employment Rate	# of Fulltime Employed Grads	Full-time Employment Rate
12	11	92%	11	92%

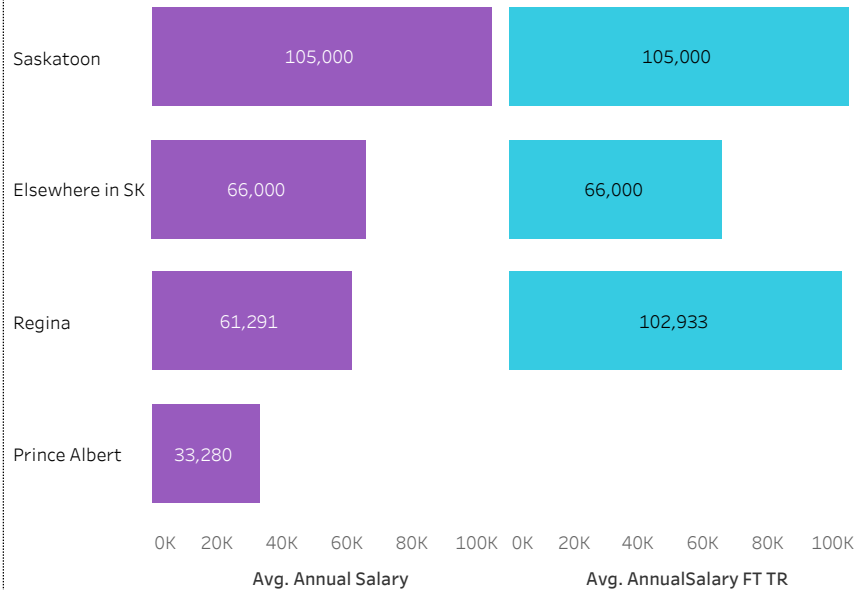
Training Related (TR) Employment

#Available Workforce	# of TR Employed Grads	TR Employment Rate	# of Fulltime TR Employed Grads	Full-time TR Employment Rate
12	5	42%	5	42%

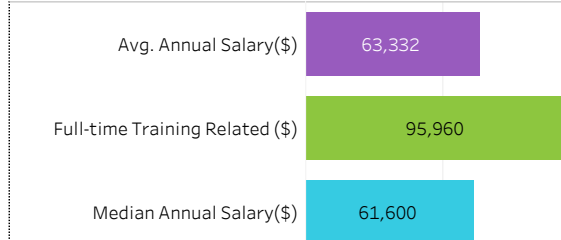
Location of Employment



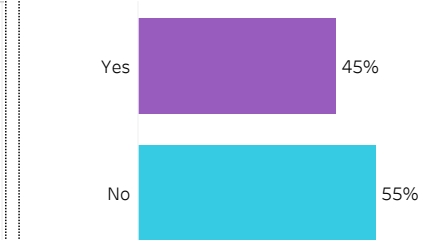
Average Salaries by Location of Employment



Average/Median Salary



Relatedness of Job to Training



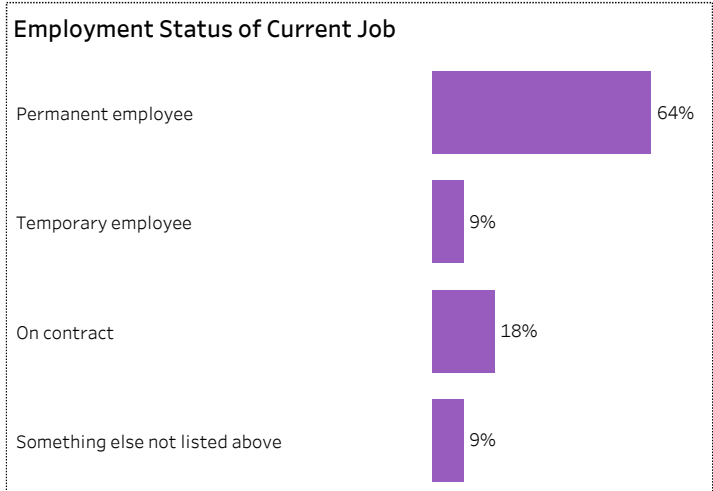
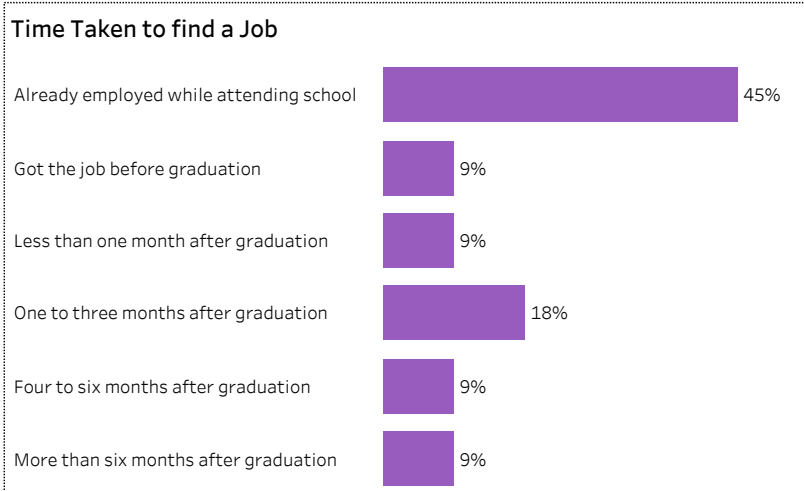
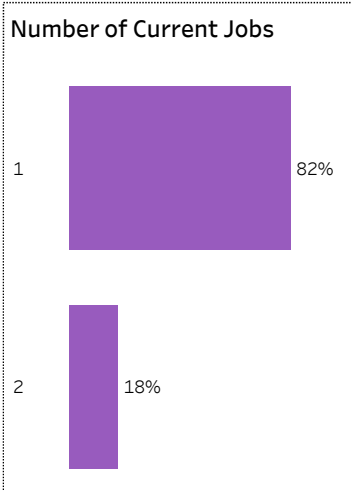
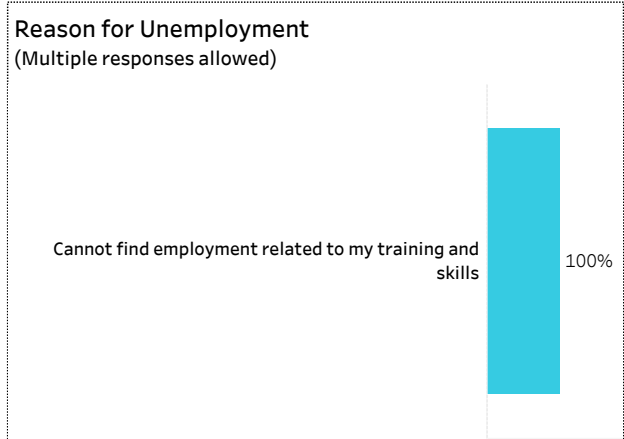
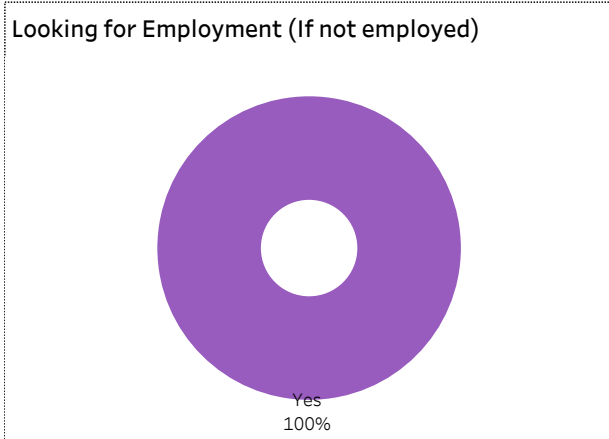
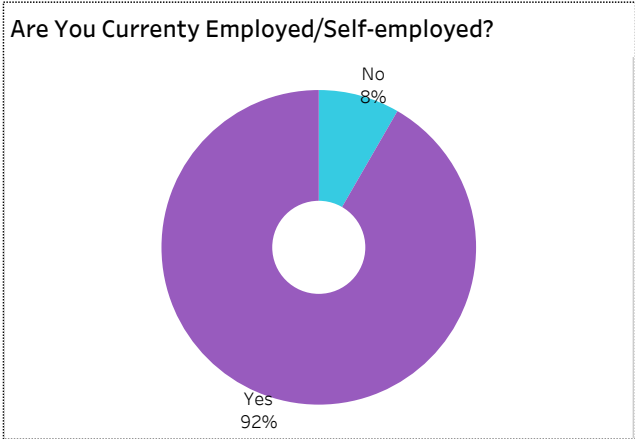


2019-20 Graduate Follow-up Survey Summary of Results (page 3/5) Graduate Employment (continued)



[Click on button to RESET Filters](#)

Number of Respondents **12** | School: **Construction** | Program: **Construction Management** | Credential: **Bachelor** | Admin Campus: **Regina** | Base/CE: **Base** | Indigenous: **All**





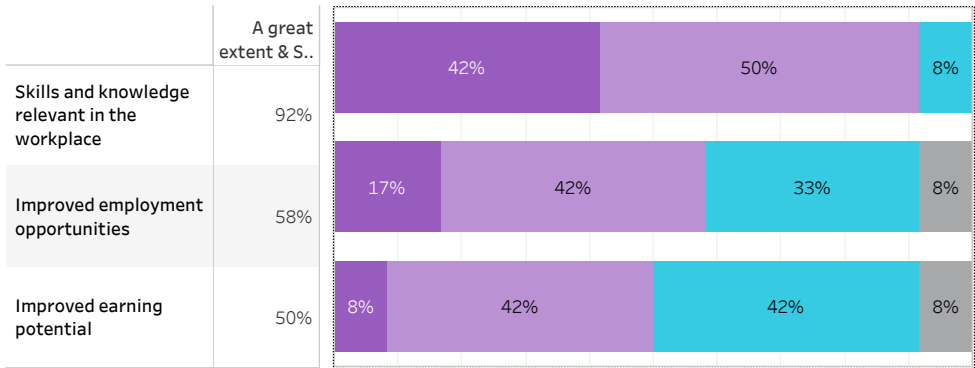
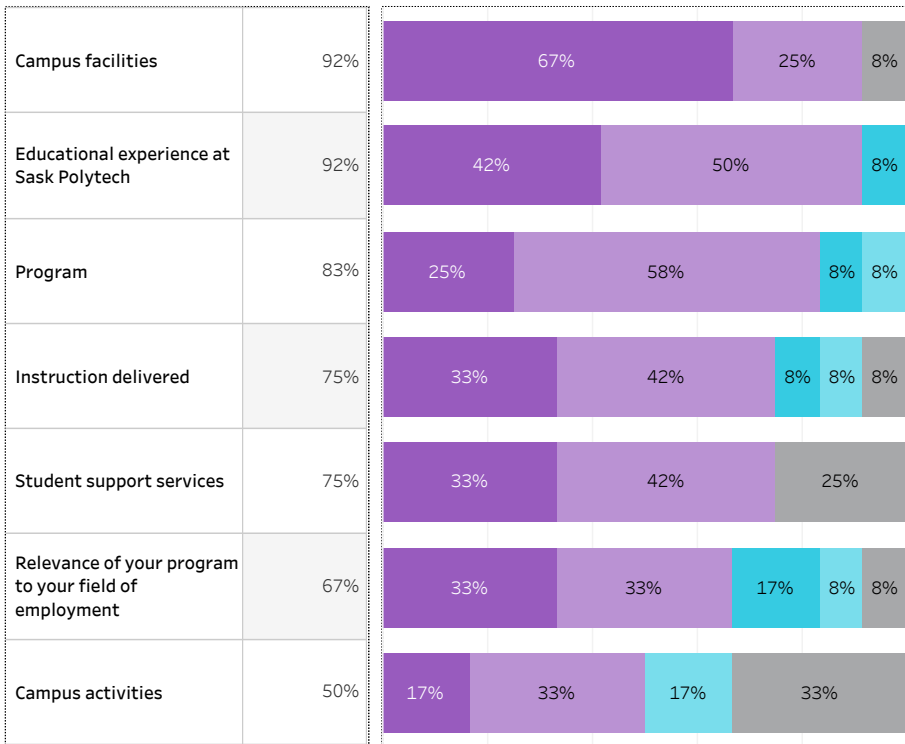
2019-20 Graduate Follow-up Survey Summary of Results (page 4/5) Satisfaction and Program Benefits



Click on button to RESET Filters

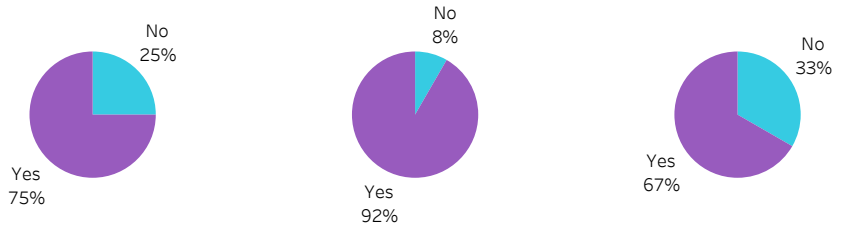
Number of Respondents: **12**
 School: **Construction** | Program: **Construction Management** | Credential: **Bachelor** | Admin Campus: **Regina** | Base/CE: **Base** |
 Indigenous: **All**

Level of Satisfaction	Very Satisfied & Somewhat Satisfied	<ul style="list-style-type: none"> Very satisfied Somewhat satisfied Very dissatisfied Somewhat dissatisfied Not sure 	Program Benefits	<ul style="list-style-type: none"> A Great Extent & Some Extent Some extent A great extent No extent at all Not sure
-----------------------	-------------------------------------	--	------------------	---



Satisfaction with Sask Polytech

Are you satisfied with your decision to attend Sask Polytech? | Would you recommend Sask Polytech to others? | Would you recommend your program to others?



Institutional Research and Analysis

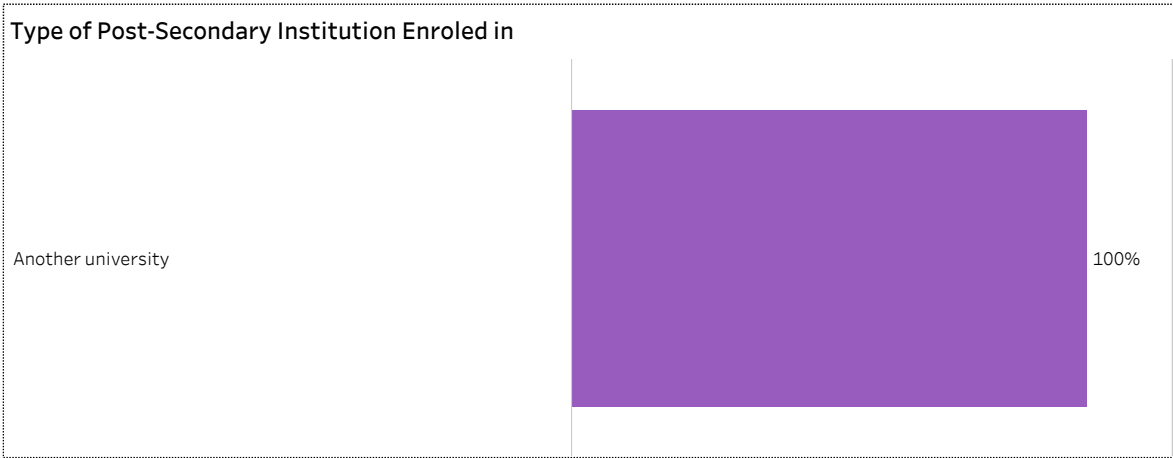
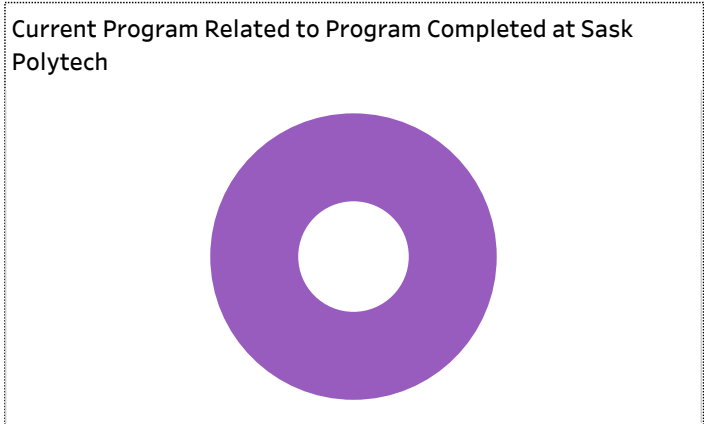
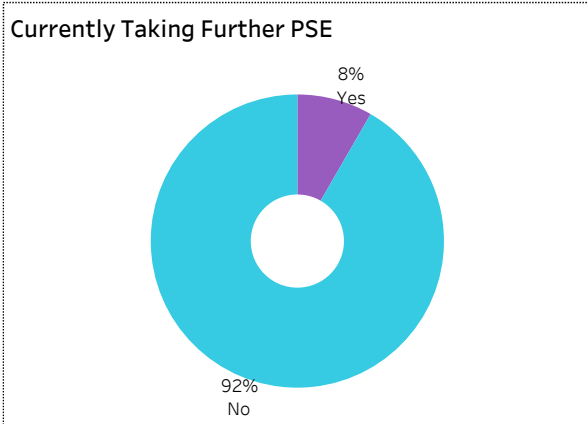


2019-20 Graduate Follow-up Survey Summary of Results (page 5/5) Further Post-Secondary Education



[Click on button to RESET Filters](#)

Number of Respondents **12** | School: **Construction** | Program: **Construction Management** | Credential: **Bachelor** | Admin Campus: **Regina** | Base/CE: **Base** | Indigenous: **All**



Among the students who pursued further education, 25% indicated the program was not related to the one they completed at Sask Polytech. Common reasons cited by the graduates who were studying in an unrelated field were to be able to change career choice, to have more/better career choices, and difficulty of finding employment in their previous field of study.

Institutional Research and Analysis

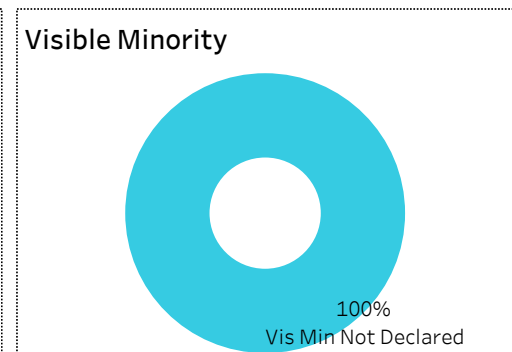
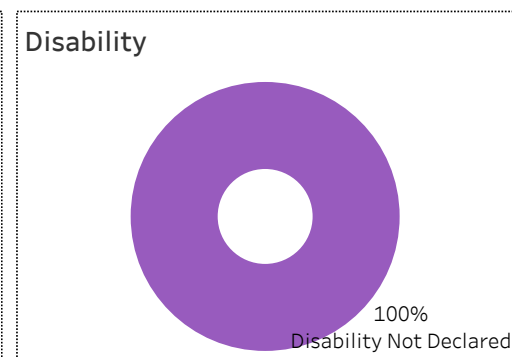
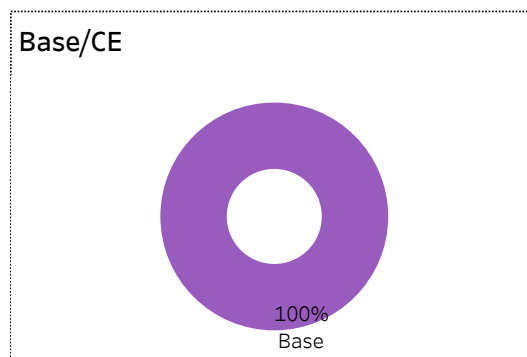
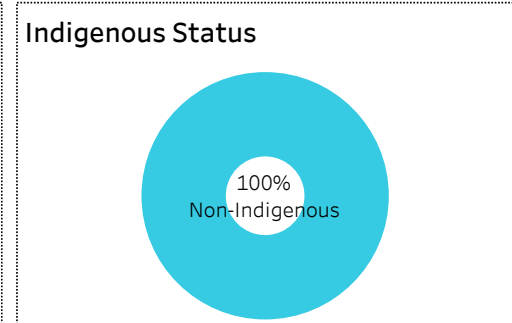
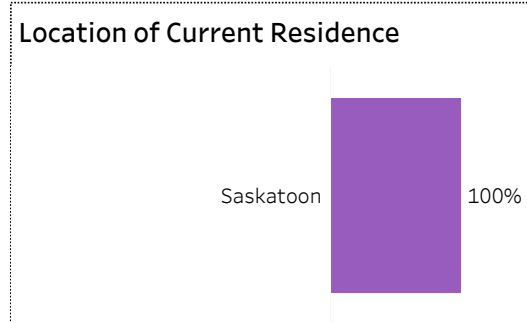



2019-20 Graduate Follow-up Survey Summary of Results (page 1/5) Respondent Profile



[Click on button to RESET Filters](#)

Number of Respondents: **2**
School: **Construction** | Program: **Bricklayer** | Credential: **Applied Certificate** | Admin Campus: **Saskatoon** |
Base/CE: **Base** | Indigenous: **Non-Indigenous**





2019-20 Graduate Follow-up Survey Summary of Results (page 2/5) Graduate Employment



[Click on button to RESET Filters](#)

Number of Respondents
2

School: **Construction** | Program: **Bricklayer** | Credential: **Applied Certificate** | Admin Campus: **Saskatoon** | Base/CE: **Base** | Indigenous: **Non-Indigenous**

Overall Employment Rate

#Available Workforce	# of Grads Employed	Employment Rate	# of Fulltime Employed Grads	Full-time Employment Rate
1	1	100%	0	0%

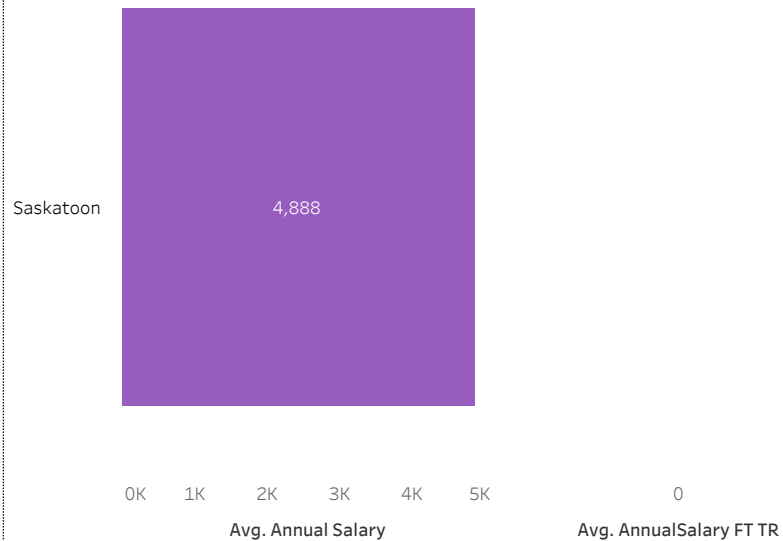
Training Related (TR) Employment

#Available Workforce	# of TR Employed Grads	TR Employment Rate	# of Fulltime TR Employed Grads	Full-time TR Employment Rate
1	0	0%	0	0%


Location of Employment




Average Salaries by Location of Employment



Average/Median Salary



Relatedness of Job to Training





2019-20 Graduate Follow-up Survey

Summary of Results (page 3/5)

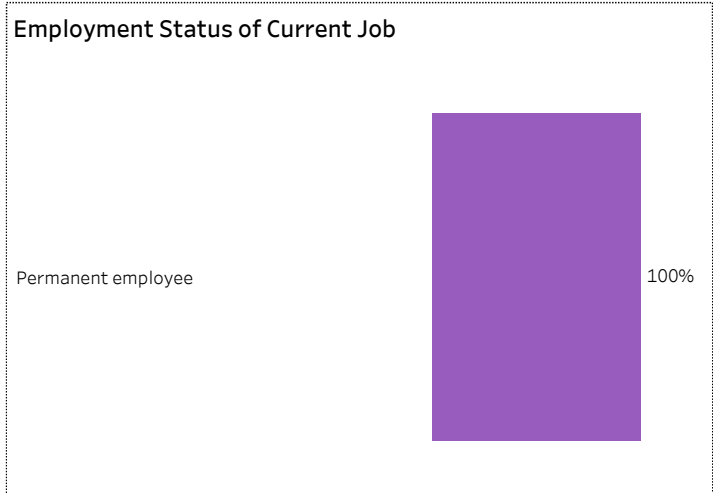
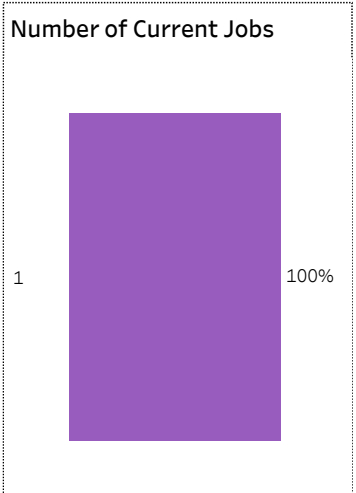
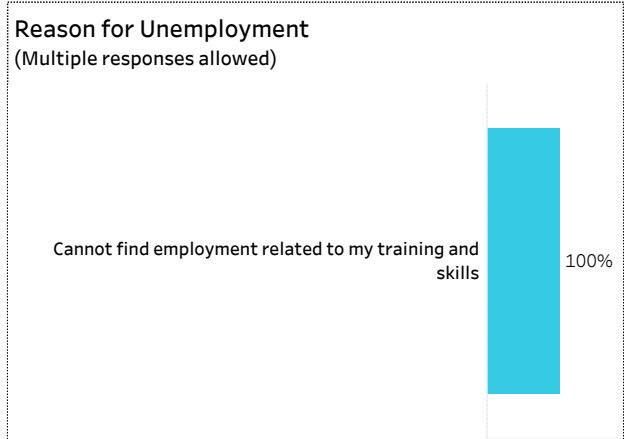
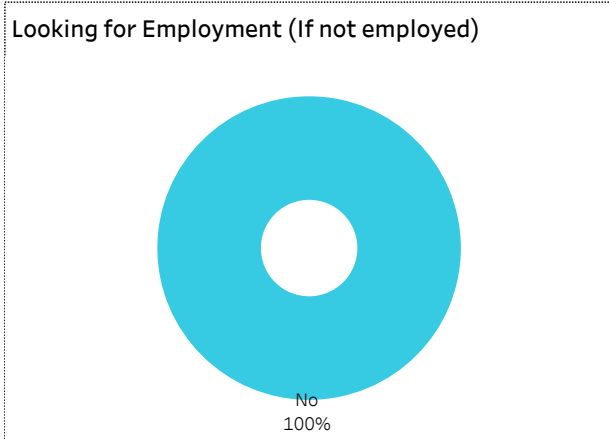
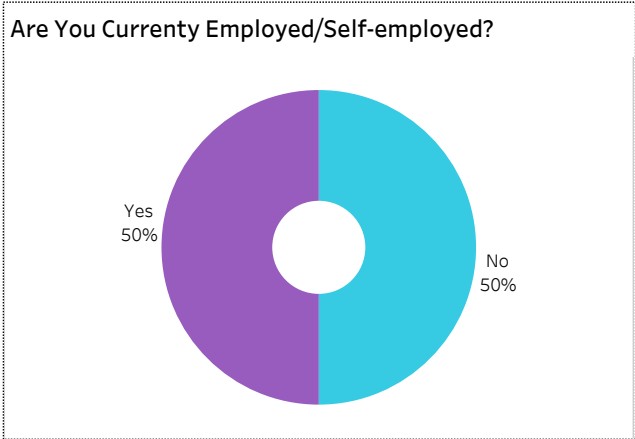
Graduate Employment (continued)



[Click on button to RESET Filters](#)

Number of Respondents: **2**

School: **Construction** | Program: **Bricklayer** | Credential: **Applied Certificate** | Admin Campus: **Saskatoon** | Base/CE: **Base** |
Indigenous: **Non-Indigenous**





2019-20 Graduate Follow-up Survey Summary of Results (page 4/5) Satisfaction and Program Benefits



Click on button to RESET Filters

Number of Respondents 2	School: Construction Program: Bricklayer Credential: Applied Certificate Admin Campus: Saskatoon Base/CE: Base Indigenous: Non-Indigenous
-----------------------------------	--

Level of Satisfaction	Very Satisfied & Somewhat Satisfied	<ul style="list-style-type: none"> Very satisfied Somewhat satisfied Very dissatisfied Somewhat dissatisfied 	Program Benefits	A Great Extent & Some Extent	<ul style="list-style-type: none"> No extent at all Some extent A great extent
------------------------------	-------------------------------------	--	-------------------------	------------------------------	---

Instruction delivered	100%	100%	A great extent & S..	100%	100%
Educational experience at Sask Polytech	100%	50% / 50%	Improved employment opportunities	100%	50% / 50%
Program	100%	100%	Skills and knowledge relevant in the workplace	100%	50% / 50%
Campus activities	50%	50% / 50%	Improved earning potential	50%	50% / 50%

Campus facilities	50%	50% / 50%	Satisfaction with Sask Polytech		
Student support services	50%	50% / 50%	Are you satisfied with your decision to attend Sask Polytech?	Would you recommend Sask Polytech to others?	Would you recommend your program to others?
			Yes 100%	Yes 100%	Yes 100%

Institutional Research and Analysis

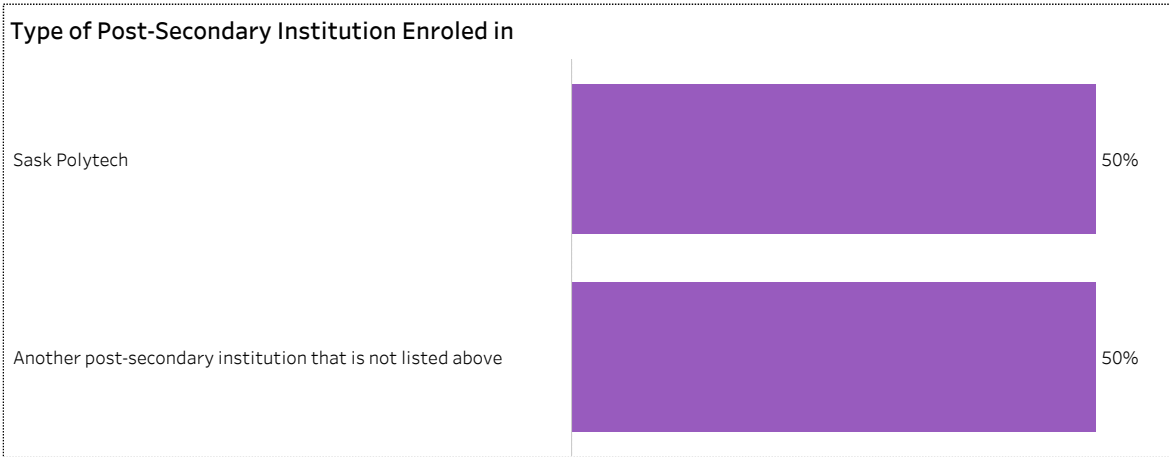
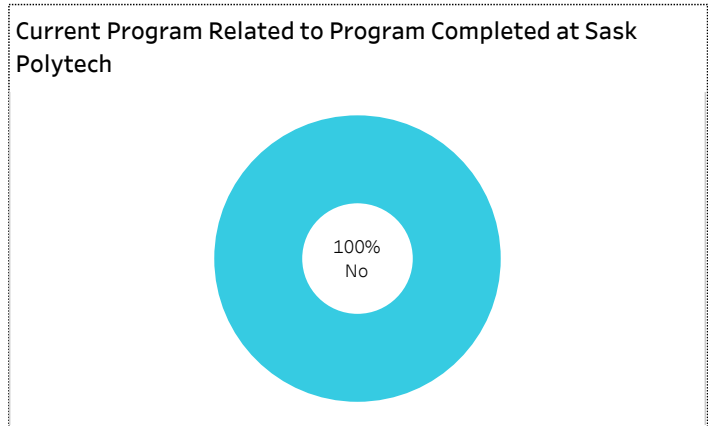

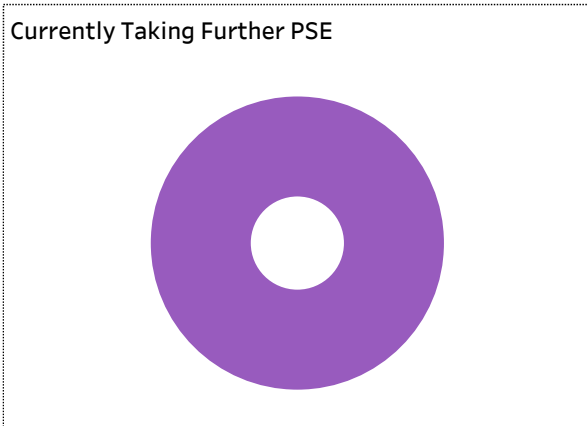


2019-20 Graduate Follow-up Survey Summary of Results (page 5/5) Further Post-Secondary Education



[Click on button to RESET Filters](#)

Number of Respondents 2	School: Construction Program: Bricklayer Credential: Applied Certificate Admin Campus: Saskatoon Base/CE: Base Indigenous: Non-Indigenous
-----------------------------------	--



Among the students who pursued further education, 25% indicated the program was not related to the one they completed at Sask Polytech. Common reasons cited by the graduates who were studying in an unrelated field were to be able to change career choice, to have more/better career choices, and difficulty of finding employment in their previous field of study.

Institutional Research and Analysis



2019-20 Graduate Follow-up Survey Summary of Results (page 1/5) Respondent Profile




[Click on button to RESET Filters](#)

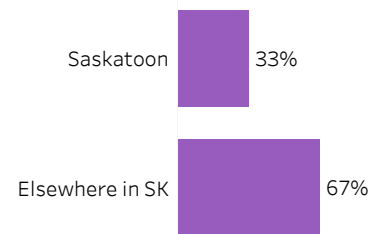
Number of Respondents
3

School: **Construction** | Program: **Carpentry** | Credential: **Applied Certificate** | Admin Campus: **Prince Albert** |
Base/CE: **Con Ed - Brokered** | Indigenous: **All**

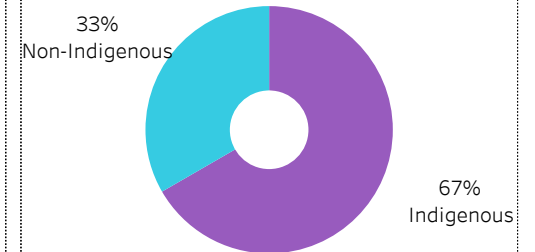
School



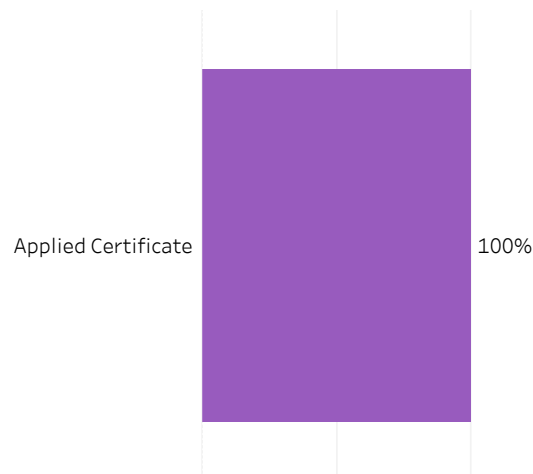
Location of Current Residence



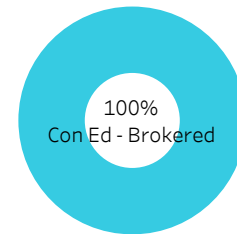
Indigenous Status



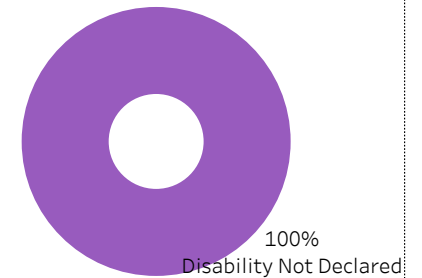
Credentials



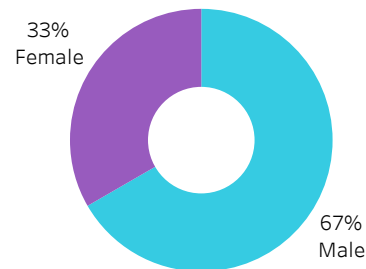
Base/CE



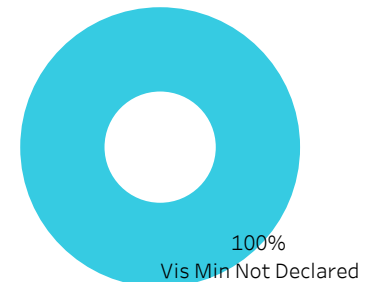
Disability



Gender



Visible Minority





2019-20 Graduate Follow-up Survey Summary of Results (page 2/5) Graduate Employment



[Click on button to RESET Filters](#)

Number of Respondents
3

School: **Construction** | Program: **Carpentry** | Credential: **Applied Certificate** | Admin Campus: **Prince Albert** | Base/CE: **Con Ed - Brokered** |
Indigenous: **All**

Overall Employment Rate

#Available Workforce	# of Grads Employed	Employment Rate	# of Fulltime Employed Grads	Full-time Employment Rate
2	1	50%	1	50%

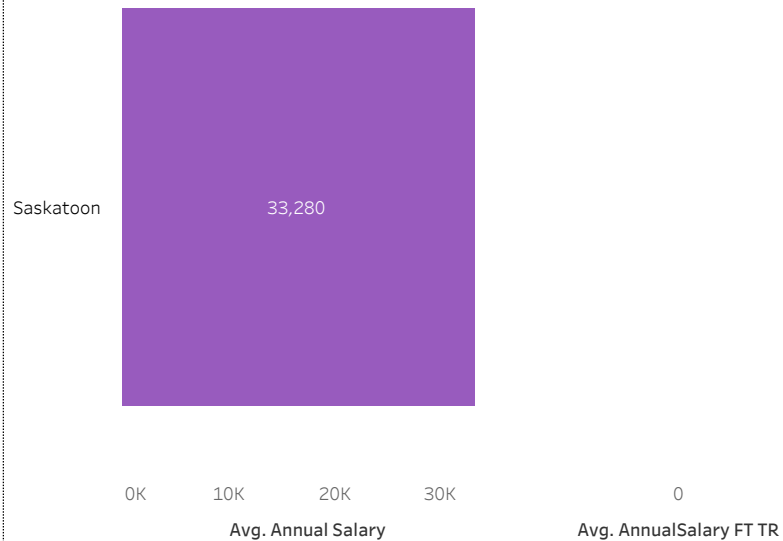
Training Related (TR) Employment

#Available Workforce	# of TR Employed Grads	TR Employment Rate	# of Fulltime TR Employed Grads	Full -time TR Employment Rate
2	0	0%	0	0%

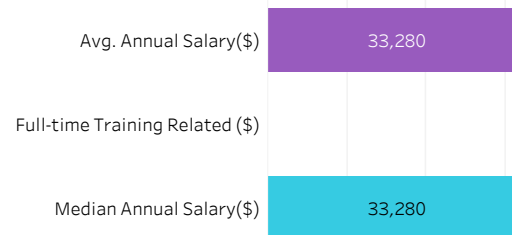
Location of Employment




Average Salaries by Location of Employment



Average/Median Salary



Relatedness of Job to Training



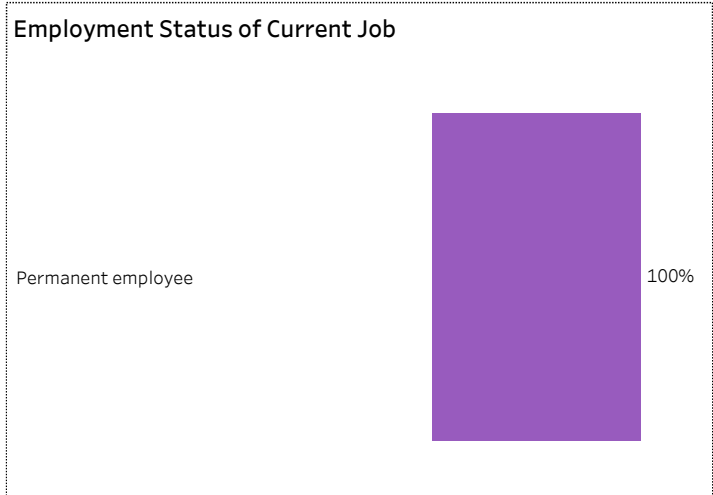
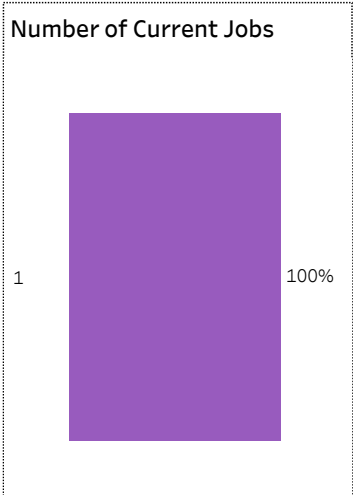
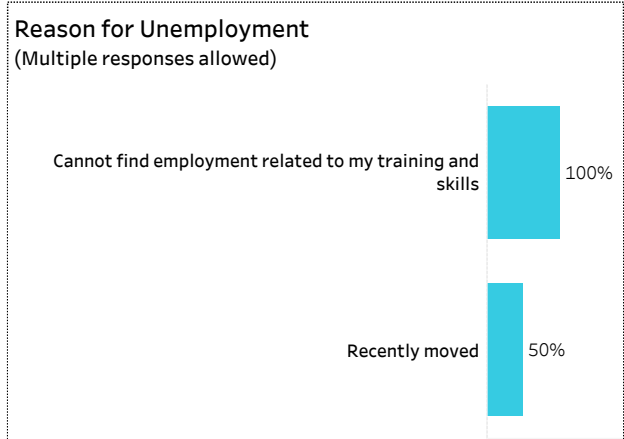
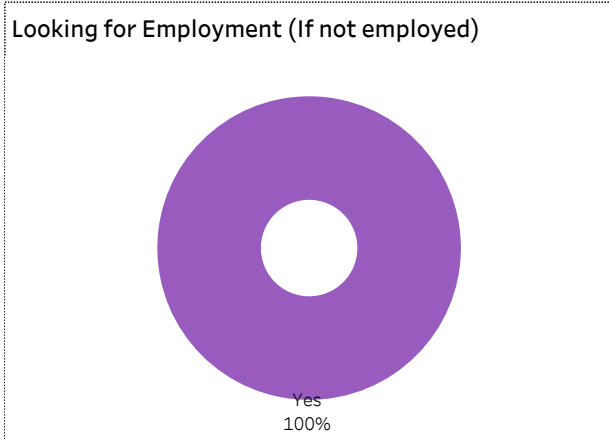
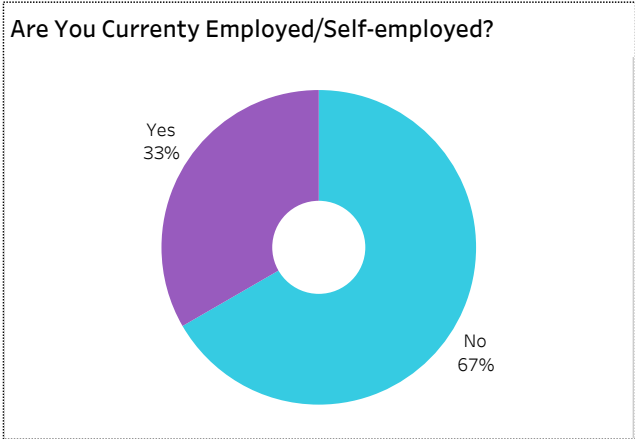


2019-20 Graduate Follow-up Survey Summary of Results (page 3/5) Graduate Employment (continued)



[Click on button to RESET Filters](#)

Number of Respondents: **3**
School: **Construction** | Program: **Carpentry** | Credential: **Applied Certificate** | Admin Campus: **Prince Albert** | Base/CE: **Con Ed - Brokered** | Indigenous: **All**





2019-20 Graduate Follow-up Survey Summary of Results (page 4/5) Satisfaction and Program Benefits

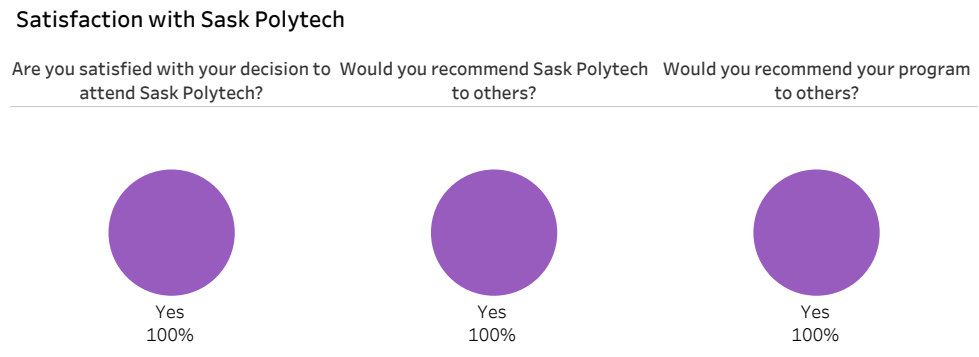


[Click on button to RESET Filters](#)

Number of Respondents 3	School: Construction Program: Carpentry Credential: Applied Certificate Admin Campus: Prince Albert Base/CE: Con Ed - Brokered Indigenous: All
-----------------------------------	--

Level of Satisfaction	Very Satisfied & Somewhat Satisfied	<ul style="list-style-type: none"> Very satisfied Somewhat satisfied 	Program Benefits	<ul style="list-style-type: none"> A Great Extent & Some Extent Not sure Some extent A great extent
-----------------------	-------------------------------------	--	------------------	---

Level of Satisfaction	Very Satisfied & Somewhat Satisfied	Program Benefits	A Great Extent & Some Extent	Stacked Bar Chart		
Campus activities	100%		A great extent & S..	<table border="1" style="width: 100%; border-collapse: collapse;"> <tr> <td style="width: 33%; background-color: #4a4a8a;"></td> <td style="width: 67%; background-color: #8a64a6;"></td> </tr> </table>		
Campus facilities	100%	Improved employment opportunities	100%	<table border="1" style="width: 100%; border-collapse: collapse;"> <tr> <td style="width: 67%; background-color: #4a4a8a;"></td> <td style="width: 33%; background-color: #c0c0c0;"></td> </tr> </table>		
Instruction delivered	100%	Improved earning potential	67%	<table border="1" style="width: 100%; border-collapse: collapse;"> <tr> <td style="width: 67%; background-color: #4a4a8a;"></td> <td style="width: 33%; background-color: #c0c0c0;"></td> </tr> </table>		
Educational experience at Sask Polytech	100%	Skills and knowledge relevant in the workplace	67%	<table border="1" style="width: 100%; border-collapse: collapse;"> <tr> <td style="width: 67%; background-color: #4a4a8a;"></td> <td style="width: 33%; background-color: #c0c0c0;"></td> </tr> </table>		



Institutional Research and Analysis

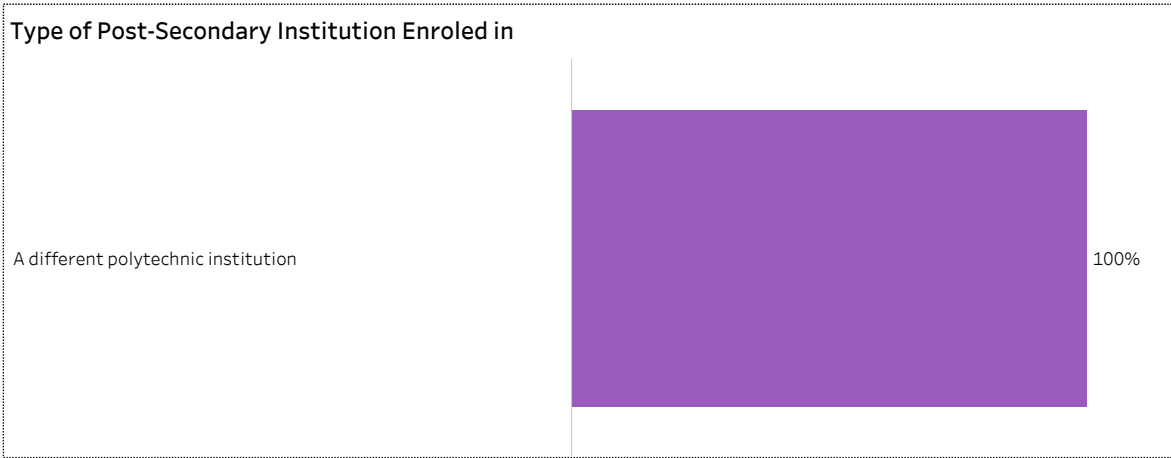

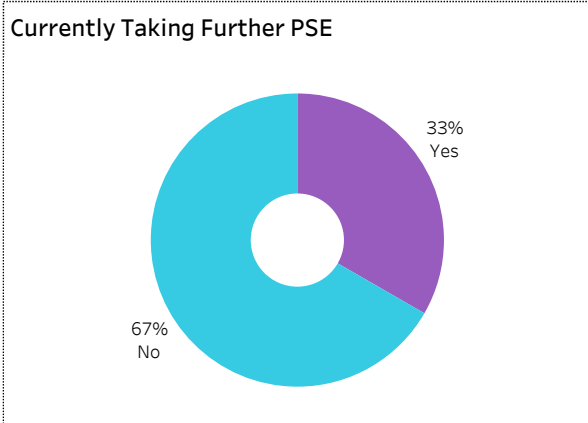


2019-20 Graduate Follow-up Survey Summary of Results (page 5/5) Further Post-Secondary Education



[Click on button to RESET Filters](#)

Number of Respondents: **3**
School: **Construction** | Program: **Carpentry** | Credential: **Applied Certificate** | Admin Campus: **Prince Albert** | Base/CE: **Con Ed - Brokered** | Indigenous: **All**



Among the students who pursued further education, 25% indicated the program was not related to the one they completed at Sask Polytech. Common reasons cited by the graduates who were studying in an unrelated field were to be able to change career choice, to have more/better career choices, and difficulty of finding employment in their previous field of study.

Institutional Research and Analysis



2019-20 Graduate Follow-up Survey Summary of Results (page 1/5) Respondent Profile




[Click on button to RESET Filters](#)

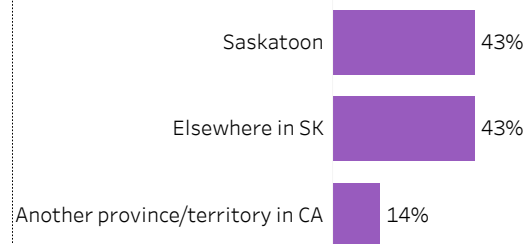
Number of Respondents
7

School: **Construction** | Program: **Carpentry** | Credential: **Applied Certificate** | Admin Campus: **Saskatoon** |
Base/CE: **Con Ed - Sask Polytech Delivered** | Indigenous: **All**

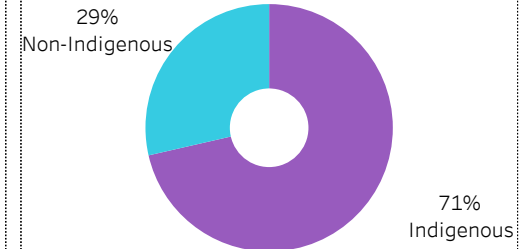
School



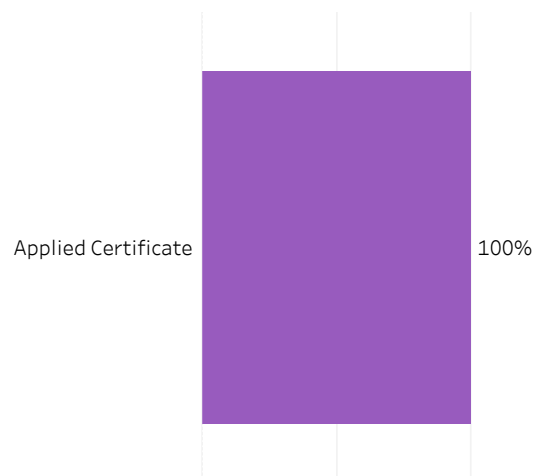
Location of Current Residence



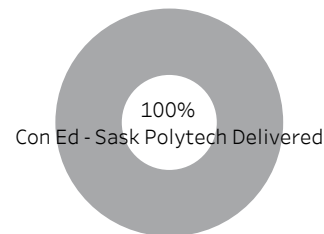
Indigenous Status



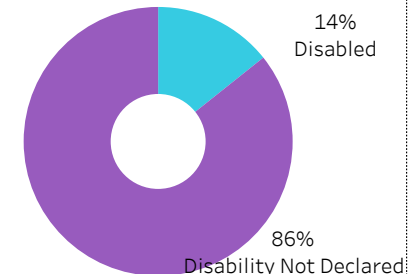
Credentials



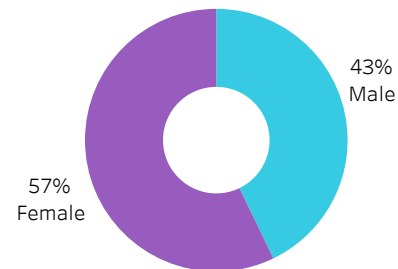
Base/CE



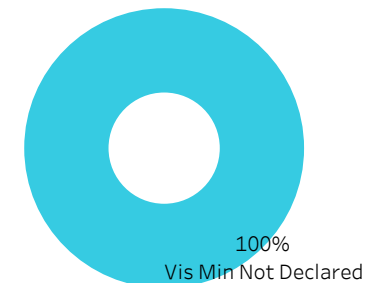
Disability



Gender



Visible Minority





2019-20 Graduate Follow-up Survey Summary of Results (page 2/5) Graduate Employment



[Click on button to RESET Filters](#)

Number of Respondents
7

School: **Construction** | Program: **Carpentry** | Credential: **Applied Certificate** | Admin Campus: **Saskatoon** | Base/CE: **Con Ed - Sask Polytech Delivered** | Indigenous: **All**

Overall Employment Rate

#Available Workforce	# of Grads Employed	Employment Rate	# of Fulltime Employed Grads	Full-time Employment Rate
5	3	60%	3	60%

Training Related (TR) Employment

#Available Workforce	# of TR Employed Grads	TR Employment Rate	# of Fulltime TR Employed Grads	Full -time TR Employment Rate
5	1	20%	1	20%

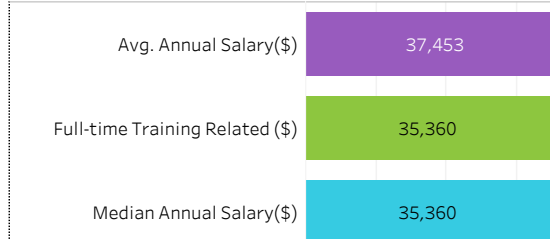
Location of Employment



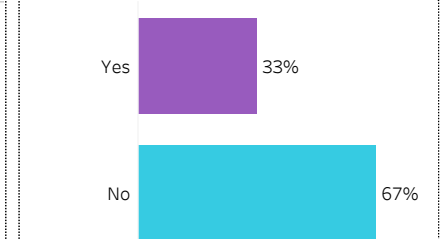
Average Salaries by Location of Employment



Average/Median Salary



Relatedness of Job to Training





2019-20 Graduate Follow-up Survey

Summary of Results (page 3/5)

Graduate Employment (continued)

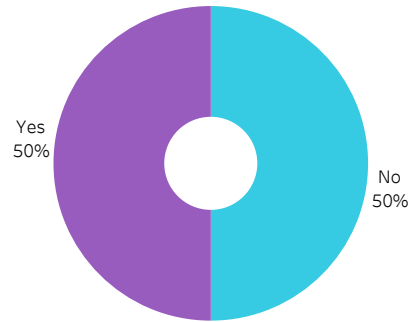


[Click on button to RESET Filters](#)

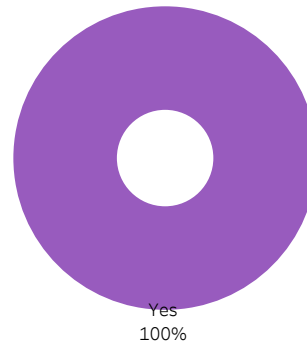
Number of Respondents
7

School: **Construction** | Program: **Carpentry** | Credential: **Applied Certificate** | Admin Campus: **Saskatoon** | Base/CE: **Con Ed - Sask Polytech Delivered** | Indigenous: **All**

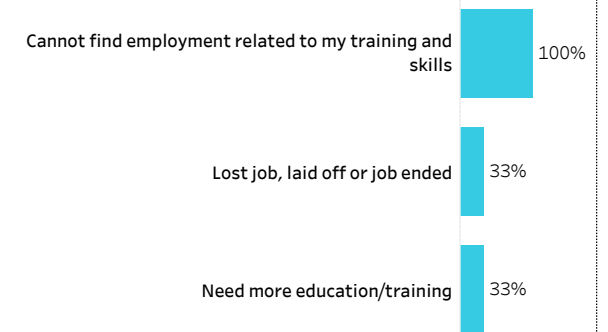
Are You Currenty Employed/Self-employed?



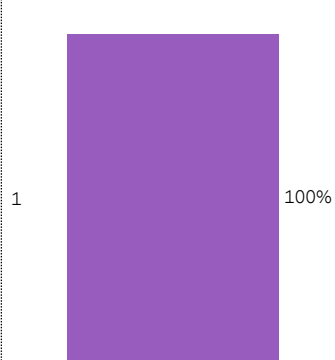
Looking for Employment (If not employed)



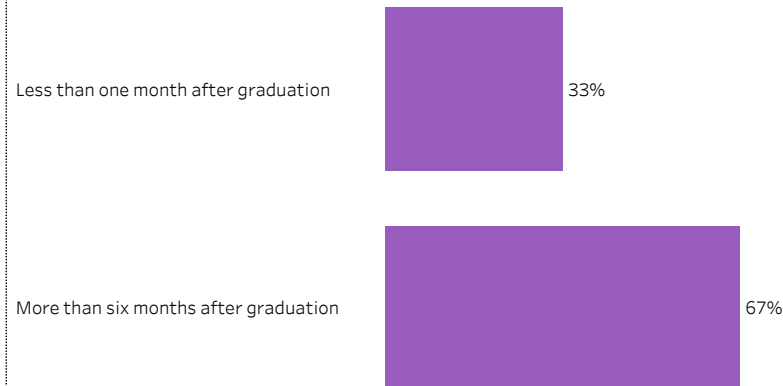
Reason for Unemployment (Multiple responses allowed)



Number of Current Jobs



Time Taken to find a Job



Employment Status of Current Job





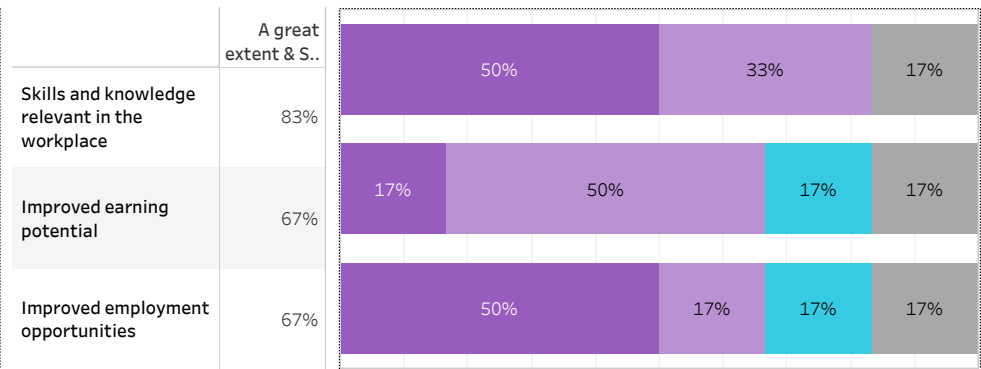
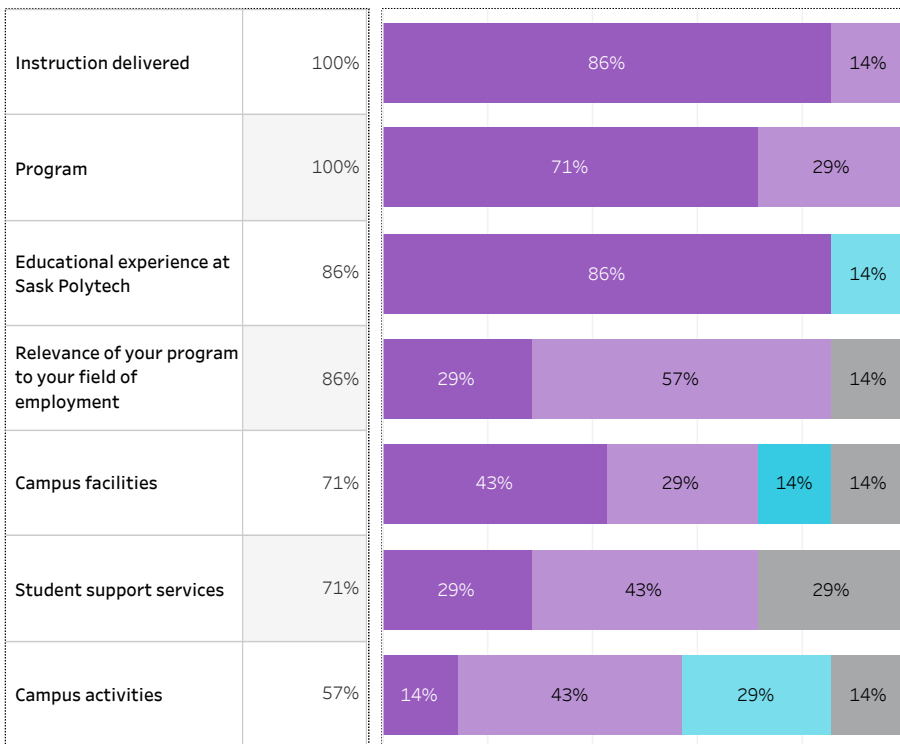
2019-20 Graduate Follow-up Survey Summary of Results (page 4/5) Satisfaction and Program Benefits



Click on button to RESET Filters

Number of Respondents 7	School: Construction Program: Carpentry Credential: Applied Certificate Admin Campus: Saskatoon Base/CE: Con Ed - Sask Polytech Delivered Indigenous: All
-----------------------------------	---

Level of Satisfaction	Very Satisfied & Somewhat Satisfied	<ul style="list-style-type: none"> Very satisfied Somewhat satisfied Very dissatisfied Somewhat dissatisfied Not sure 	Program Benefits	A Great Extent & Some Extent	<ul style="list-style-type: none"> Not applicable No extent at all Some extent A great extent
------------------------------	-------------------------------------	--	-------------------------	------------------------------	---



Satisfaction with Sask Polytech



Institutional Research and Analysis

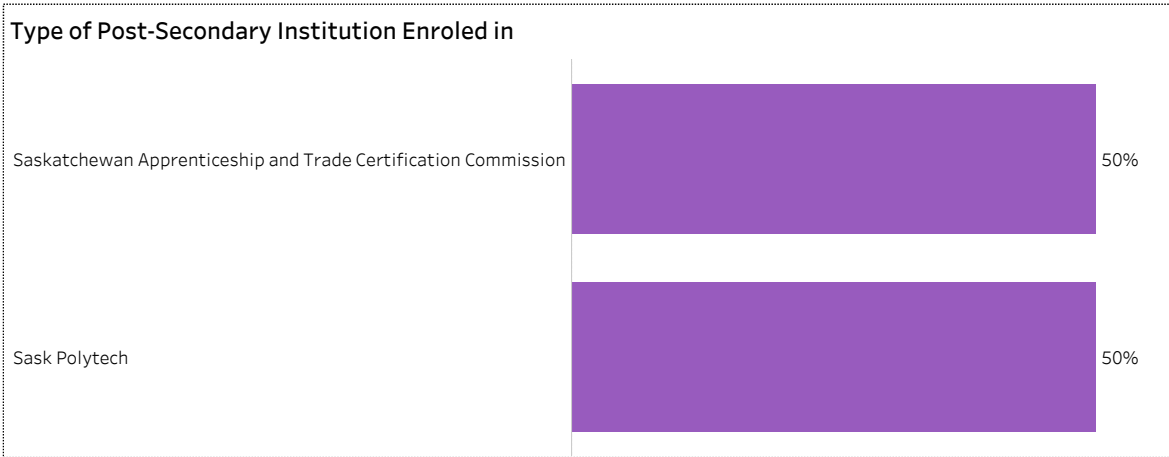
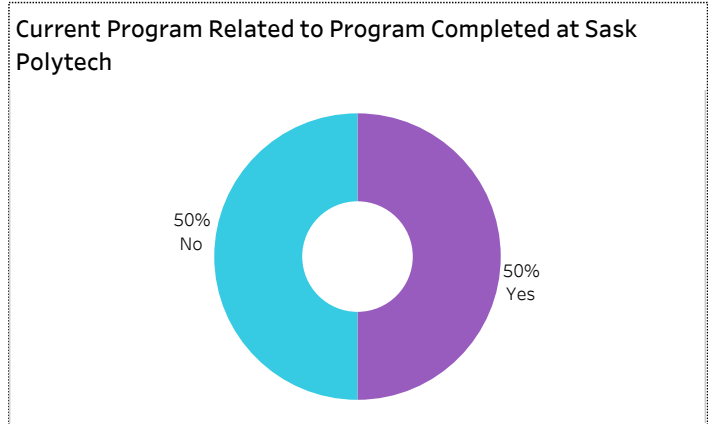
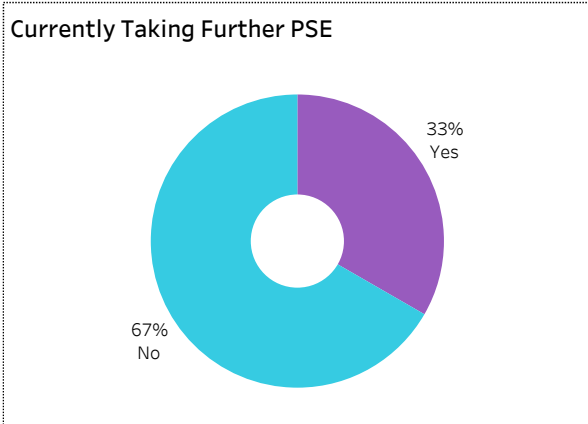


2019-20 Graduate Follow-up Survey Summary of Results (page 5/5) Further Post-Secondary Education



[Click on button to RESET Filters](#)

Number of Respondents: **7**
School: **Construction** | Program: **Carpentry** | Credential: **Applied Certificate** | Admin Campus: **Saskatoon** | Base/CE: **Con Ed - Sask Polytech Delivered** | Indigenous: **All**



Among the students who pursued further education, 25% indicated the program was not related to the one they completed at Sask Polytech. Common reasons cited by the graduates who were studying in an unrelated field were to be able to change career choice, to have more/better career choices, and difficulty of finding employment in their previous field of study.

Institutional Research and Analysis

2019-20 Graduate Follow-up Survey Summary of Results (page 1/5) Respondent Profile




[Click on button to RESET Filters](#)

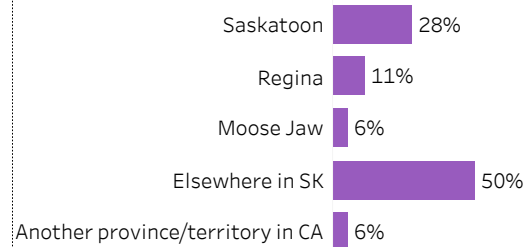
Number of Respondents
18

School: **Construction** | Program: **Carpentry** | Credential: **Certificate** | Admin Campus: **Moose Jaw** | Base/CE: **Base** |
Indigenous: **All**

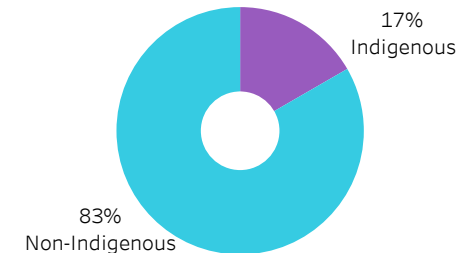
School



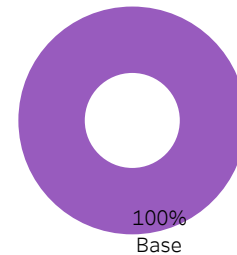
Location of Current Residence



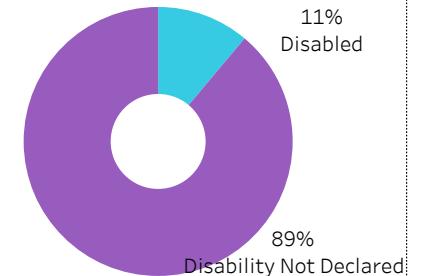
Indigenous Status



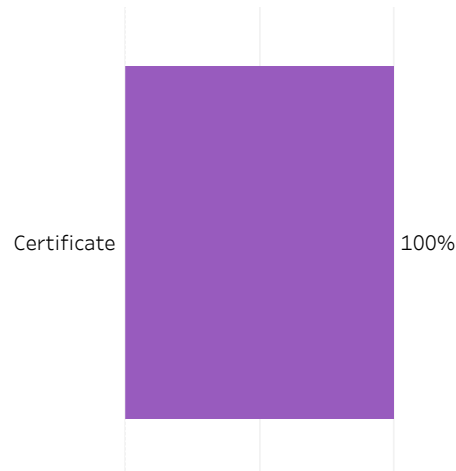
Base/CE



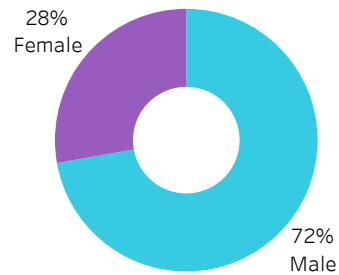
Disability



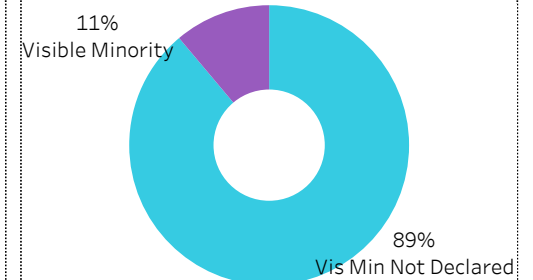
Credentials



Gender



Visible Minority





2019-20 Graduate Follow-up Survey Summary of Results (page 2/5) Graduate Employment



[Click on button to RESET Filters](#)

Number of Respondents
18

School: **Construction** | Program: **Carpentry** | Credential: **Certificate** | Admin Campus: **Moose Jaw** | Base/CE: **Base** | Indigenous: **All**

Overall Employment Rate

#Available Workforce	# of Grads Employed	Employment Rate	# of Fulltime Employed Grads	Full-time Employment Rate
18	16	89%	13	72%

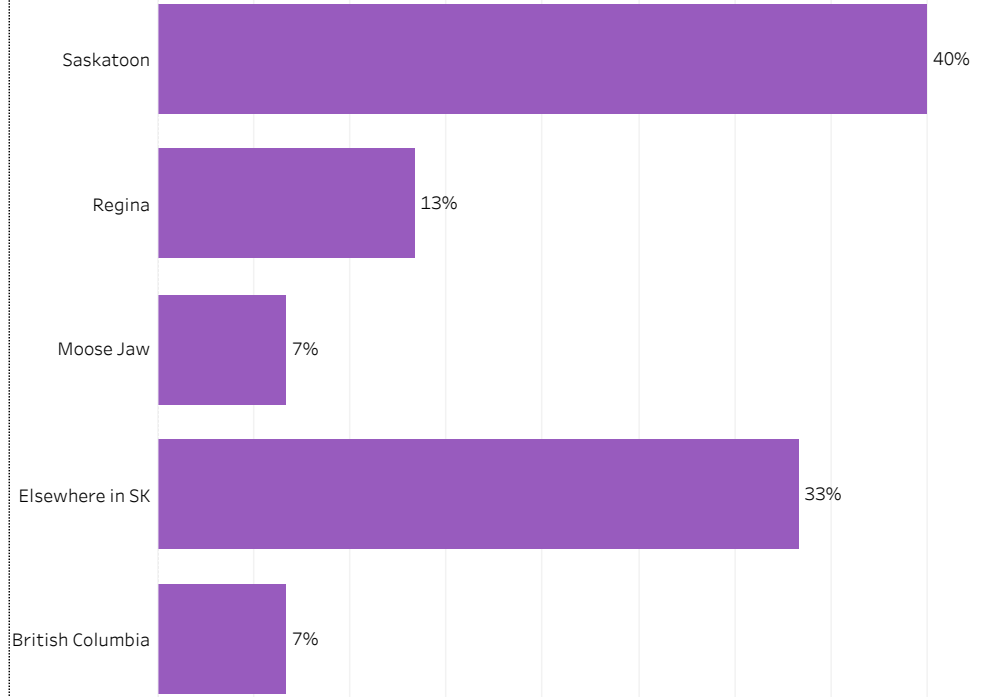
Training Related (TR) Employment

#Available Workforce	# of TR Employed Grads	TR Employment Rate	# of Fulltime TR Employed Grads	Full-time TR Employment Rate
18	12	67%	11	61%

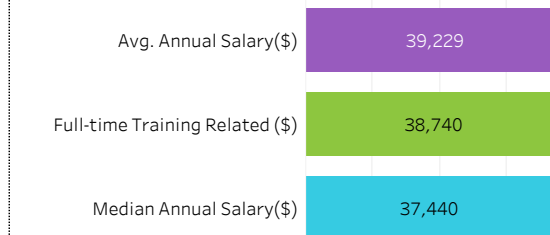
Average Salaries by Location of Employment



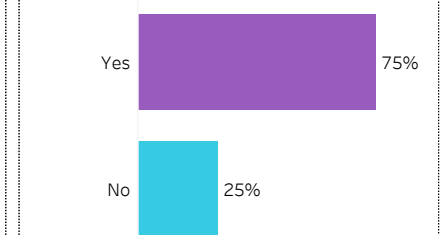
Location of Employment



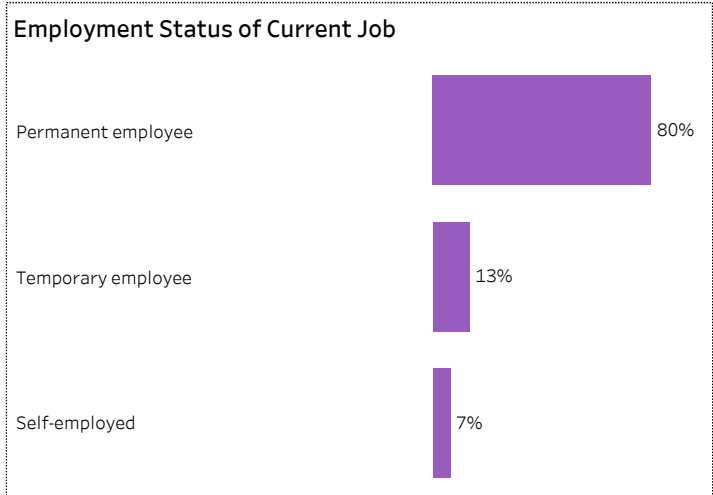
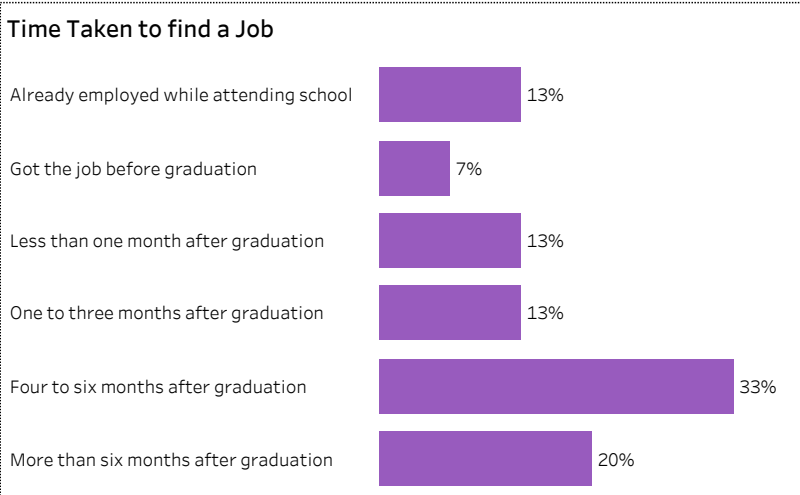
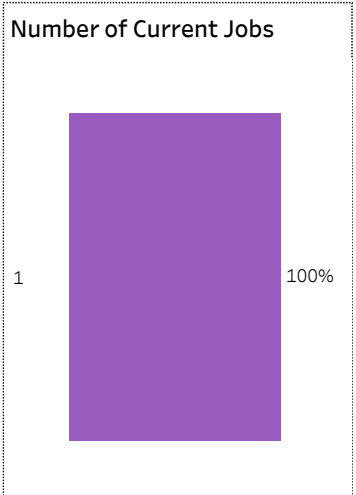
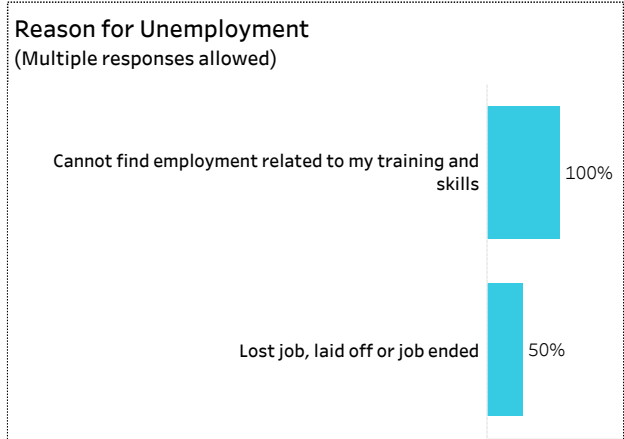
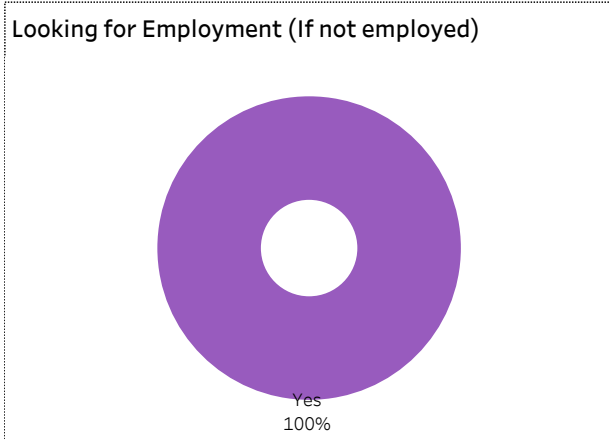
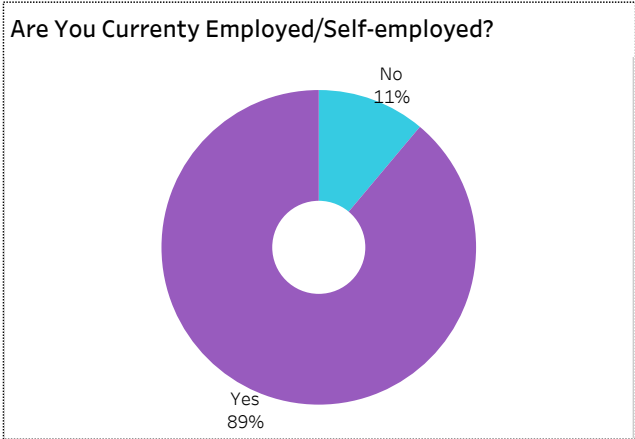
Average/Median Salary



Relatedness of Job to Training



Number of Respondents: **18** | School: **Construction** | Program: **Carpentry** | Credential: **Certificate** | Admin Campus: **Moose Jaw** | Base/CE: **Base** | Indigenous: **All**





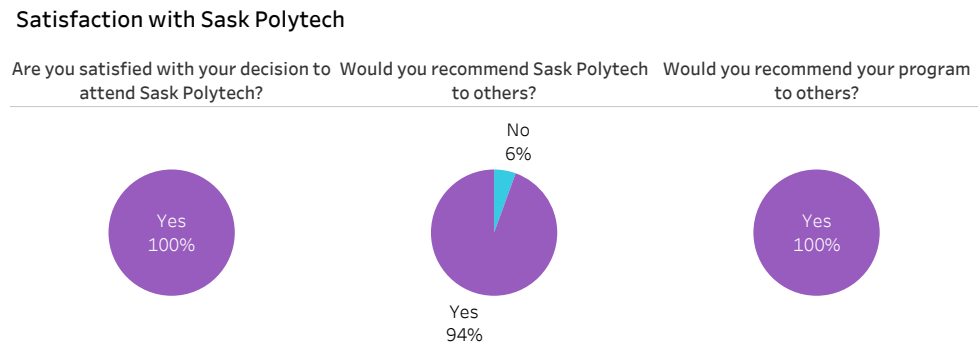
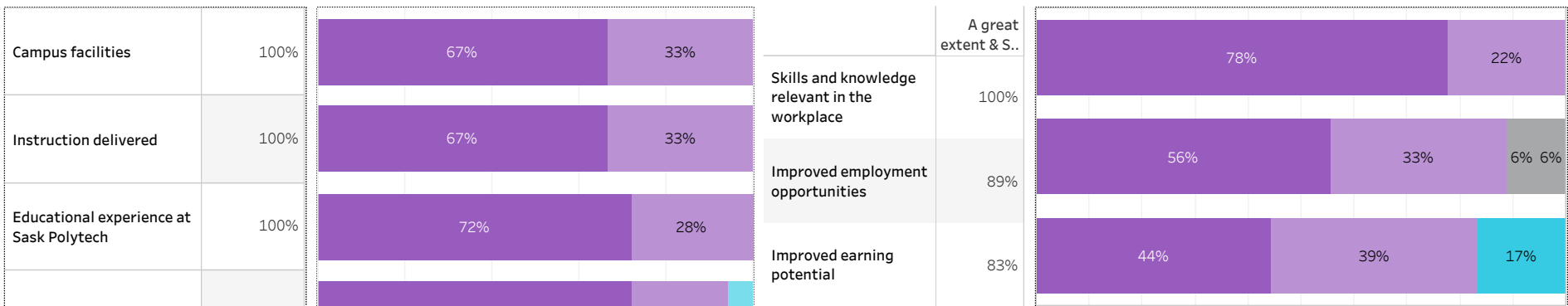
2019-20 Graduate Follow-up Survey Summary of Results (page 4/5) Satisfaction and Program Benefits



[Click on button to RESET Filters](#)

Number of Respondents 18	School: Construction Program: Carpentry Credential: Certificate Admin Campus: Moose Jaw Base/CE: Base Indigenous: All
------------------------------------	---

Level of Satisfaction	Very Satisfied & Somewhat Satisfied	<ul style="list-style-type: none"> ■ Very satisfied ■ Somewhat satisfied ■ Somewhat dissatisfied ■ Not sure 	Program Benefits	A Great Extent & Some Extent	<ul style="list-style-type: none"> ■ A great extent ■ Some extent ■ No extent at all ■ Not sure
------------------------------	-------------------------------------	---	-------------------------	------------------------------	---



Institutional Research and Analysis

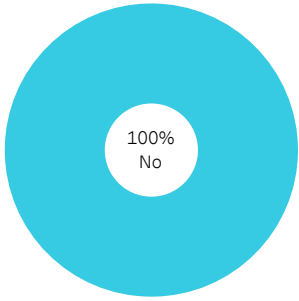


2019-20 Graduate Follow-up Survey Summary of Results (page 5/5) Further Post-Secondary Education



[Click on button to RESET Filters](#)

Number of Respondents 18	School: Construction Program: Carpentry Credential: Certificate Admin Campus: Moose Jaw Base/CE: Base Indigenous: All
------------------------------------	---

Currently Taking Further PSE  <p>100% No</p>	Enrolment Status	Current Program Related to Program Completed at Sask Polytech
---	-------------------------	--

Type of Post-Secondary Institution Enroled in
--

Among the students who pursued further education, 25% indicated the program was not related to the one they completed at Sask Polytech. Common reasons cited by the graduates who were studying in an unrelated field were to be able to change career choice, to have more/better career choices, and difficulty of finding employment in their previous field of study.

Institutional Research and Analysis

2019-20 Graduate Follow-up Survey Summary of Results (page 1/5) Respondent Profile




[Click on button to RESET Filters](#)

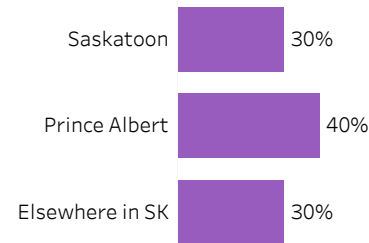
Number of Respondents
10

School: **Construction** | Program: **Carpentry** | Credential: **Certificate** | Admin Campus: **Prince Albert** | Base/CE:
Base | Indigenous: **All**

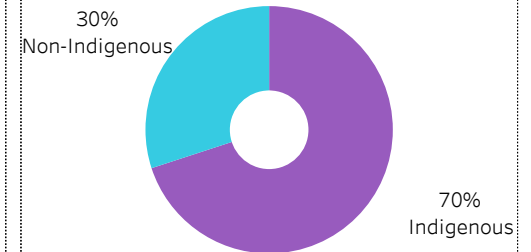
School



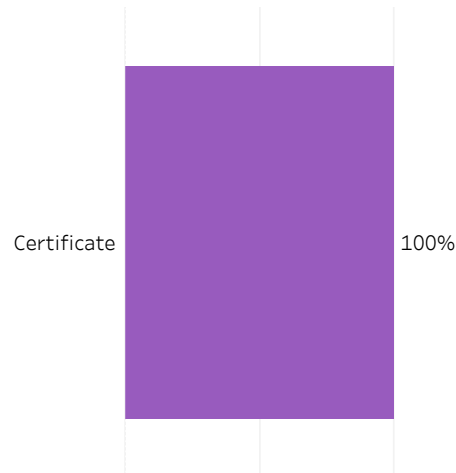
Location of Current Residence



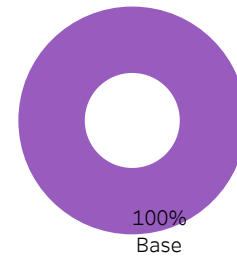
Indigenous Status



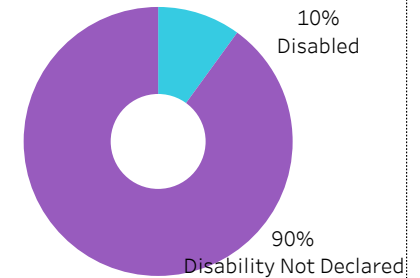
Credentials



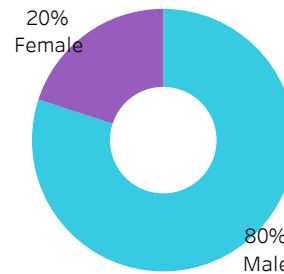
Base/CE



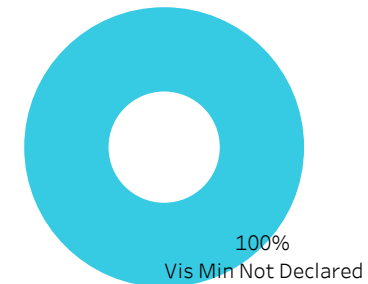
Disability



Gender



Visible Minority





2019-20 Graduate Follow-up Survey Summary of Results (page 2/5) Graduate Employment



[Click on button to RESET Filters](#)

Number of Respondents
10

School: **Construction** | Program: **Carpentry** | Credential: **Certificate** | Admin Campus: **Prince Albert** | Base/CE: **Base** | Indigenous: **All**

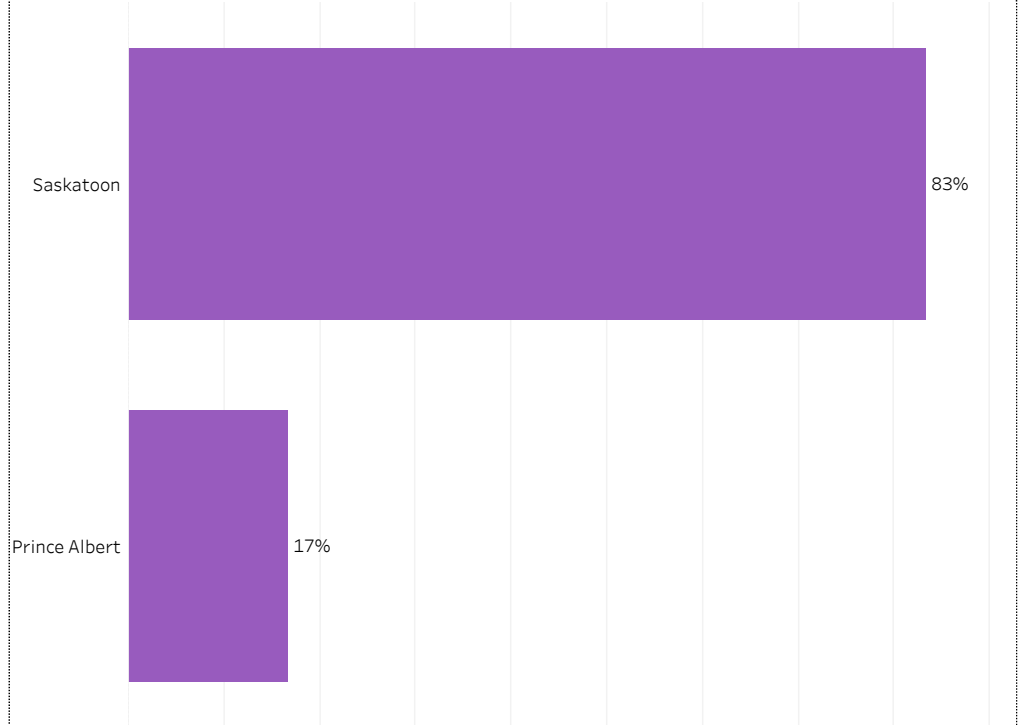
Overall Employment Rate

#Available Workforce	# of Grads Employed	Employment Rate	# of Fulltime Employed Grads	Full-time Employment Rate
6	6	100%	5	83%

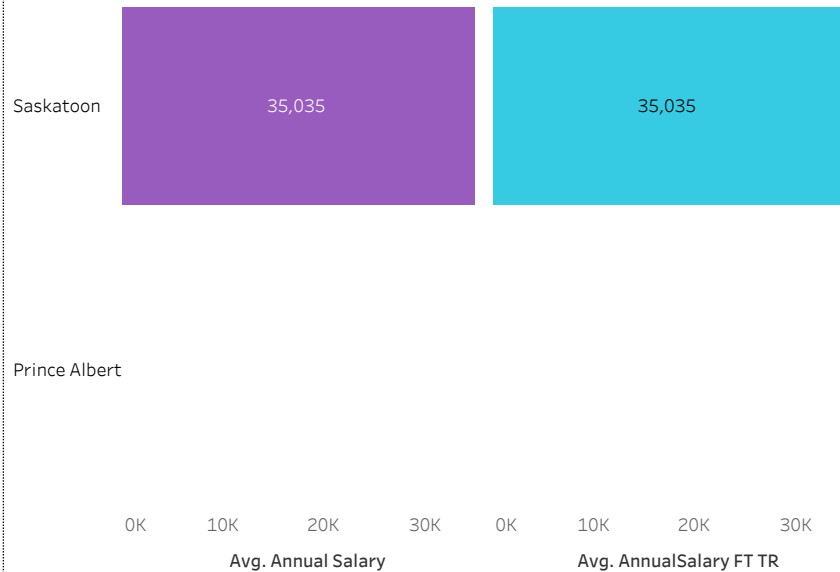
Training Related (TR) Employment

#Available Workforce	# of TR Employed Grads	TR Employment Rate	# of Fulltime TR Employed Grads	Full -time TR Employment Rate
6	5	83%	5	83%


Location of Employment



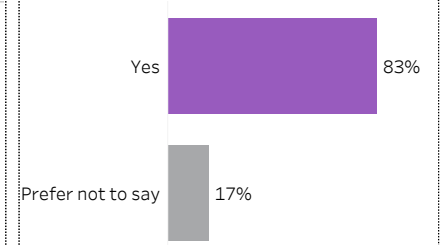
Average Salaries by Location of Employment



Average/Median Salary



Relatedness of Job to Training



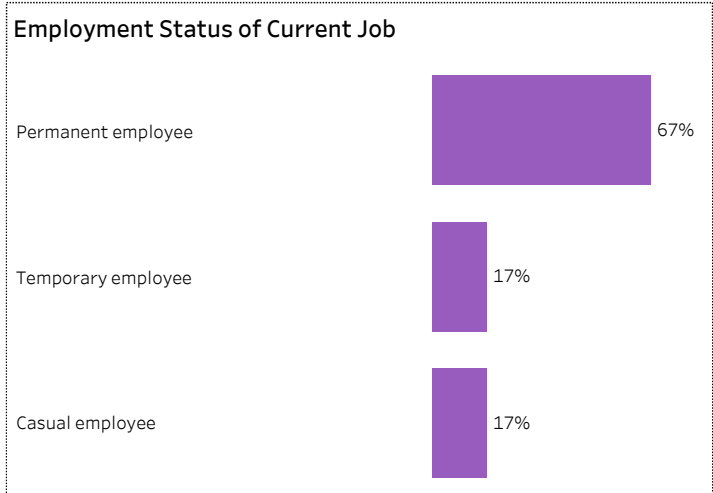
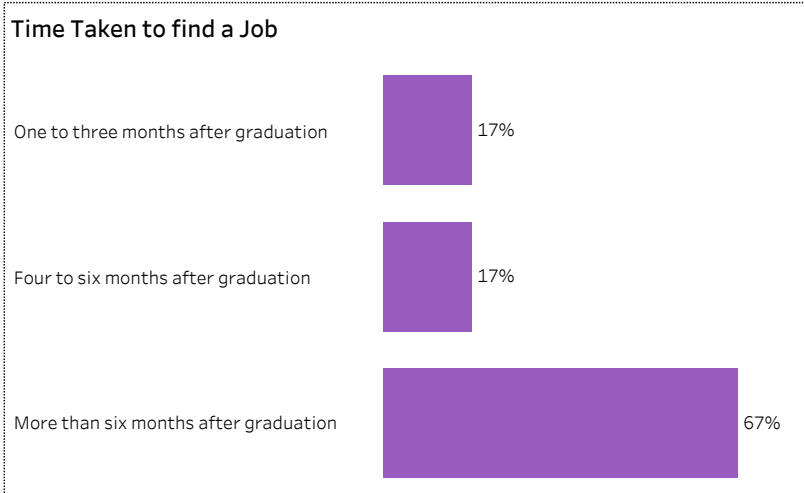
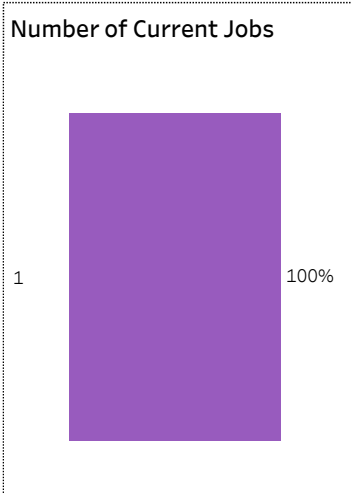
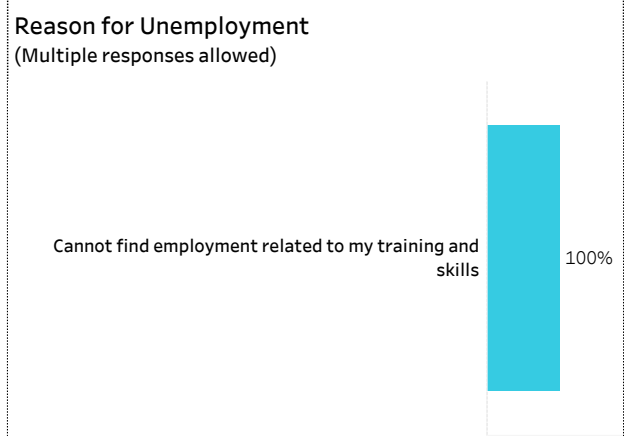
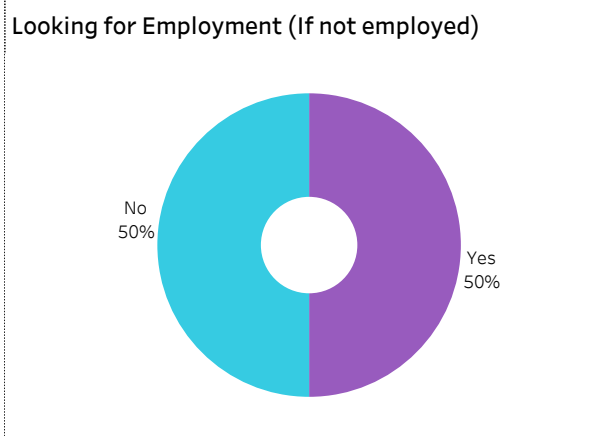
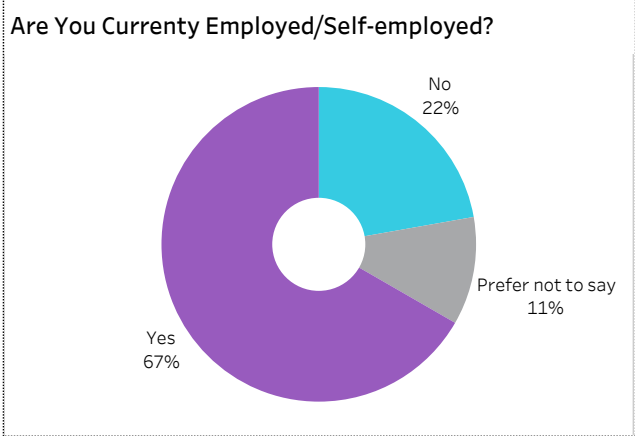


2019-20 Graduate Follow-up Survey Summary of Results (page 3/5) Graduate Employment (continued)



[Click on button to RESET Filters](#)

Number of Respondents: **10**
School: **Construction** | Program: **Carpentry** | Credential: **Certificate** | Admin Campus: **Prince Albert** | Base/CE: **Base** | Indigenous: **All**





2019-20 Graduate Follow-up Survey Summary of Results (page 4/5) Satisfaction and Program Benefits



Click on button to RESET Filters

Number of Respondents 10	School: Construction Program: Carpentry Credential: Certificate Admin Campus: Prince Albert Base/CE: Base Indigenous: All
------------------------------------	---

Level of Satisfaction	Very Satisfied & Somewhat Satisfied	Very satisfied	Somewhat satisfied	Program Benefits	A Great Extent & Some Extent	A great extent	Some extent
-----------------------	-------------------------------------	----------------	--------------------	------------------	------------------------------	----------------	-------------

Category	Percentage	Very satisfied	Somewhat satisfied
Campus activities	100%	70%	30%
Campus facilities	100%	70%	30%
Instruction delivered	100%	70%	30%
Educational experience at Sask Polytech	100%	90%	10%
Program	100%	60%	40%
Relevance of your program to your field of employment	100%	70%	30%
Student support services	100%	70%	30%

Program Benefit	Percentage	A great extent	Some extent
Improved earning potential	100%	67%	33%
Improved employment opportunities	100%	78%	22%
Skills and knowledge relevant in the workplace	100%	78%	22%

Satisfaction with Sask Polytech


Are you satisfied with your decision to attend Sask Polytech? Would you recommend Sask Polytech to others? Would you recommend your program to others?



Yes
100%



Yes
100%



Yes
100%

Institutional Research and Analysis

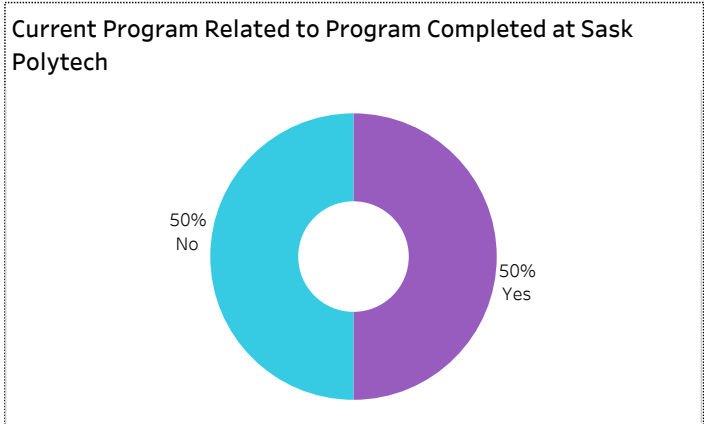

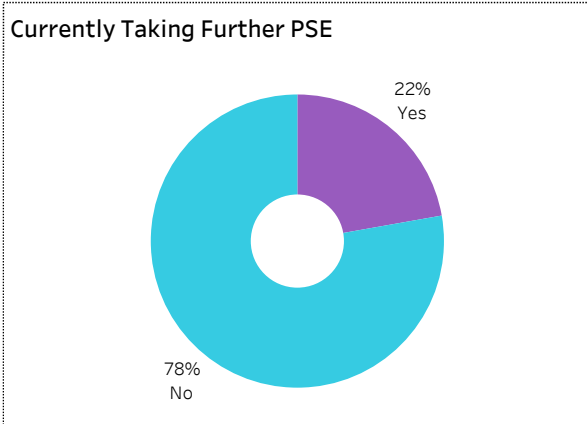


2019-20 Graduate Follow-up Survey Summary of Results (page 5/5) Further Post-Secondary Education



[Click on button to RESET Filters](#)

Number of Respondents: **10**
School: **Construction** | Program: **Carpentry** | Credential: **Certificate** | Admin Campus: **Prince Albert** | Base/CE: **Base** | Indigenous: **All**



Among the students who pursued further education, 25% indicated the program was not related to the one they completed at Sask Polytech. Common reasons cited by the graduates who were studying in an unrelated field were to be able to change career choice, to have more/better career choices, and difficulty of finding employment in their previous field of study.

Institutional Research and Analysis

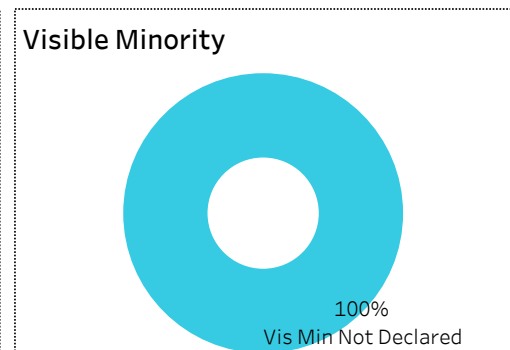
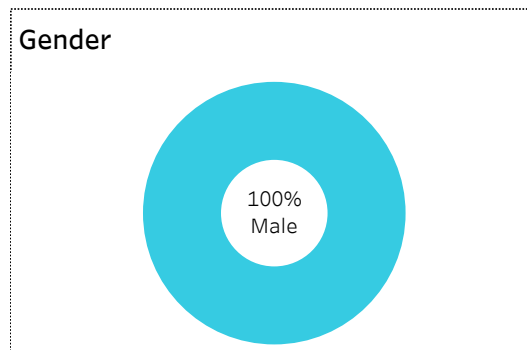
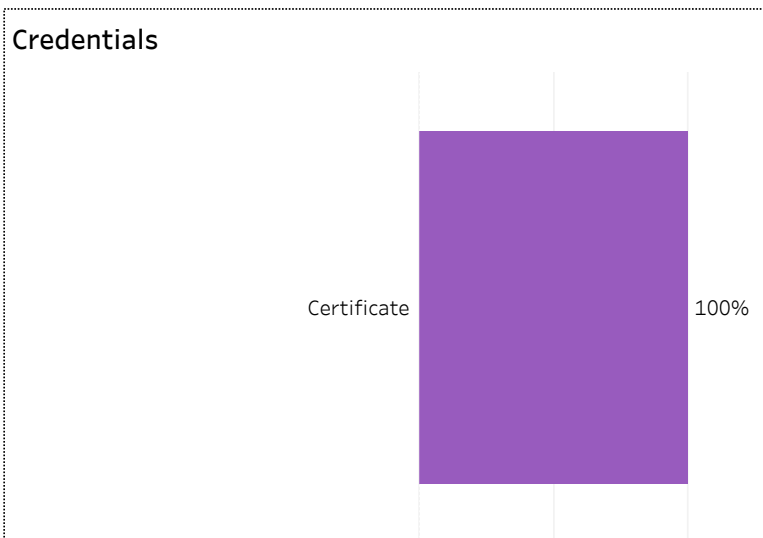
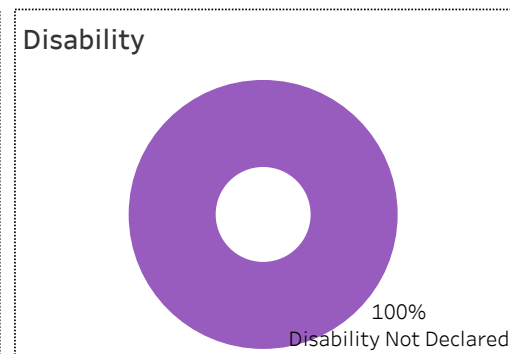

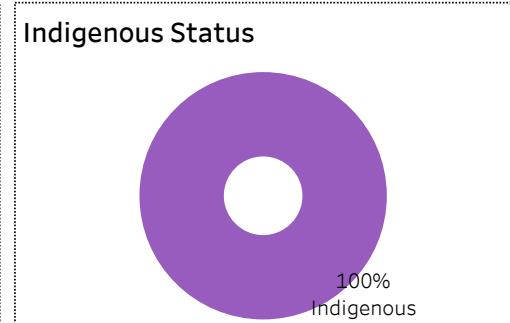
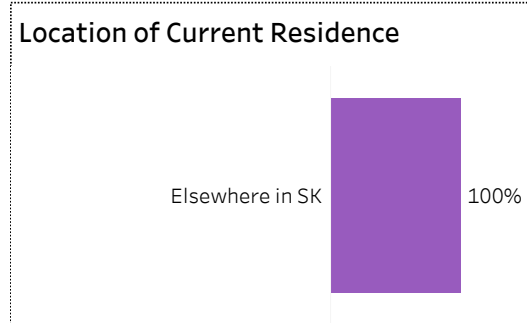



2019-20 Graduate Follow-up Survey Summary of Results (page 1/5) Respondent Profile



[Click on button to RESET Filters](#)

Number of Respondents: **2**
School: **Construction** | Program: **Carpentry** | Credential: **Certificate** | Admin Campus: **Prince Albert** | Base/CE: **Con Ed - Brokered** | Indigenous: **Indigenous**





2019-20 Graduate Follow-up Survey Summary of Results (page 2/5) Graduate Employment



[Click on button to RESET Filters](#)

Number of Respondents
2

School: **Construction** | Program: **Carpentry** | Credential: **Certificate** | Admin Campus: **Prince Albert** | Base/CE: **Con Ed - Brokered** | Indigenous: **Indigenous**

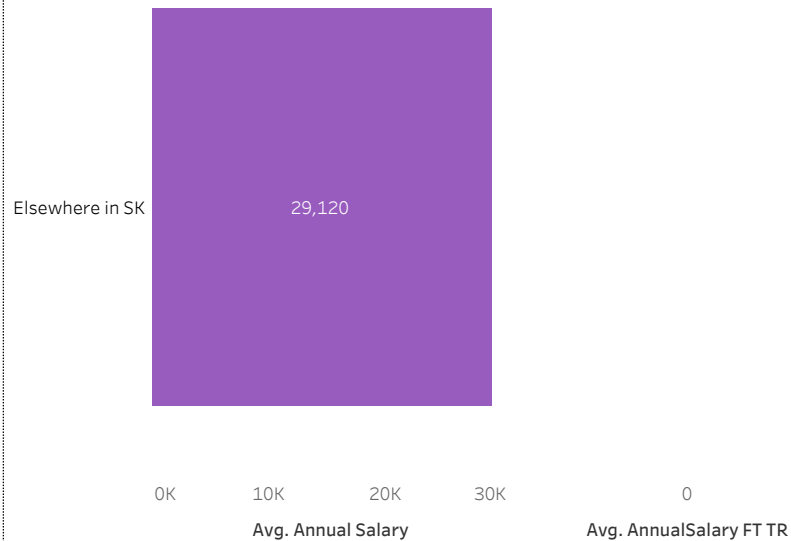
Overall Employment Rate

#Available Workforce	# of Grads Employed	Employment Rate	# of Fulltime Employed Grads	Full-time Employment Rate
2	1	50%	1	50%

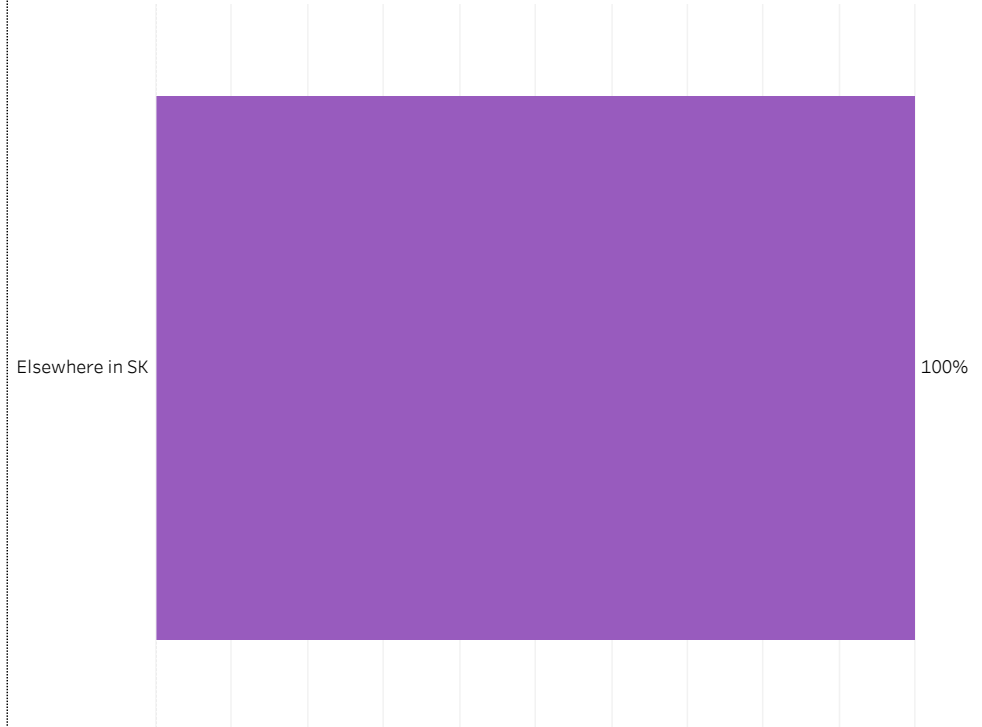
Training Related (TR) Employment

#Available Workforce	# of TR Employed Grads	TR Employment Rate	# of Fulltime TR Employed Grads	Full -time TR Employment Rate
2	0	0%	0	0%

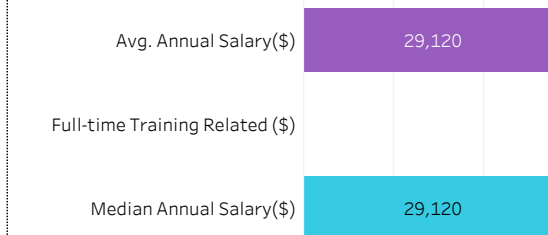
Average Salaries by Location of Employment




Location of Employment



Average/Median Salary



Relatedness of Job to Training





2019-20 Graduate Follow-up Survey

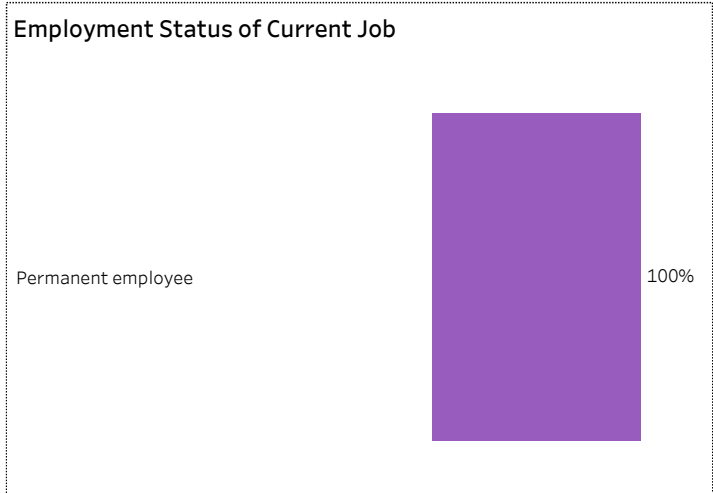
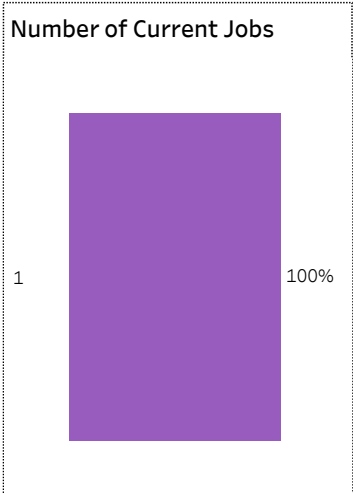
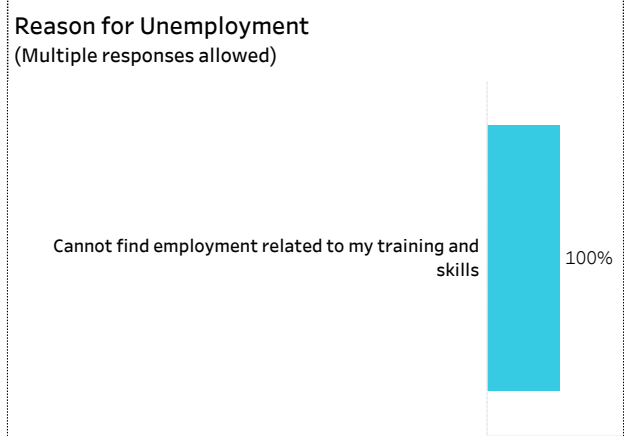
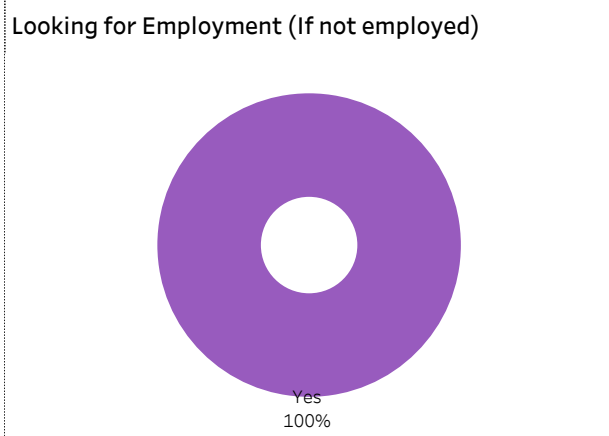
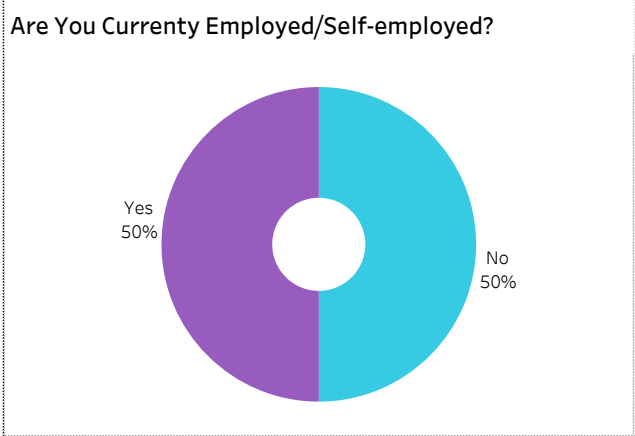
Summary of Results (page 3/5)

Graduate Employment (continued)



[Click on button to RESET Filters](#)

Number of Respondents: **2**
School: **Construction** | Program: **Carpentry** | Credential: **Certificate** | Admin Campus: **Prince Albert** | Base/CE: **Con Ed - Brokered** |
Indigenous: **Indigenous**





2019-20 Graduate Follow-up Survey Summary of Results (page 4/5) Satisfaction and Program Benefits



Click on button to RESET Filters

Number of Respondents 2	School: Construction Program: Carpentry Credential: Certificate Admin Campus: Prince Albert Base/CE: Con Ed - Brokered Indigenous: Indigenous
-----------------------------------	--

Level of Satisfaction	Very Satisfied & Somewhat Satisfied	<ul style="list-style-type: none"> Very satisfied Somewhat satisfied 	Program Benefits	A Great Extent & Some Extent	<ul style="list-style-type: none"> Some extent A great extent
------------------------------	-------------------------------------	--	-------------------------	------------------------------	---

Campus activities	100%	100%
Campus facilities	100%	100%
Instruction delivered	100%	50% Very satisfied, 50% Somewhat satisfied
Educational experience at Sask Polytech	100%	100%
Program	100%	100%
Relevance of your program to your field of employment	100%	50% Very satisfied, 50% Somewhat satisfied
Student support services	100%	50% Very satisfied, 50% Somewhat satisfied

	A great extent & S..	50% A great extent, 50% Some extent
Improved earning potential	100%	50% A great extent, 50% Some extent
Improved employment opportunities	100%	50% A great extent, 50% Some extent
Skills and knowledge relevant in the workplace	100%	100% A great extent

Satisfaction with Sask Polytech

Are you satisfied with your decision to attend Sask Polytech? Would you recommend Sask Polytech to others? Would you recommend your program to others?



Institutional Research and Analysis

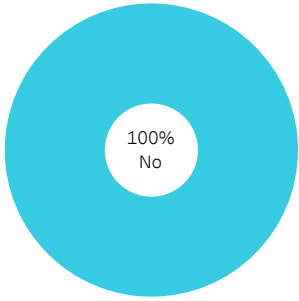


2019-20 Graduate Follow-up Survey Summary of Results (page 5/5) Further Post-Secondary Education



[Click on button to RESET Filters](#)

Number of Respondents 2	School: Construction Program: Carpentry Credential: Certificate Admin Campus: Prince Albert Base/CE: Con Ed - Brokered Indigenous: Indigenous
-----------------------------------	--

Currently Taking Further PSE  <p>100% No</p>	Enrolment Status	Current Program Related to Program Completed at Sask Polytech
---	-------------------------	--

Type of Post-Secondary Institution Enroled in
--

Among the students who pursued further education, 25% indicated the program was not related to the one they completed at Sask Polytech. Common reasons cited by the graduates who were studying in an unrelated field were to be able to change career choice, to have more/better career choices, and difficulty of finding employment in their previous field of study.

Institutional Research and Analysis



2019-20 Graduate Follow-up Survey Summary of Results (page 1/5) Respondent Profile




[Click on button to RESET Filters](#)

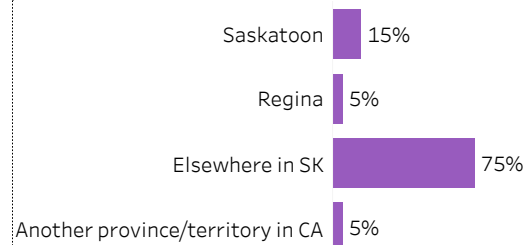
Number of Respondents
20

School: **Construction** | Program: **Electrician** | Credential: **Applied Certificate** | Admin Campus: **Moose Jaw** |
Base/CE: **Con Ed - Brokered** | Indigenous: **All**

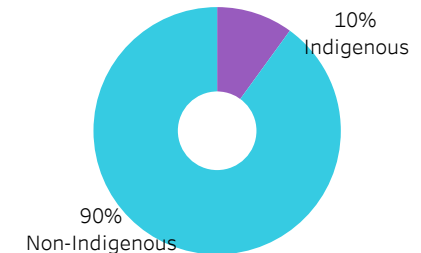
School



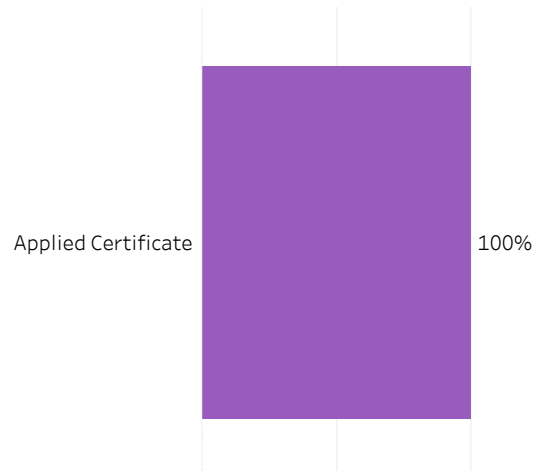
Location of Current Residence



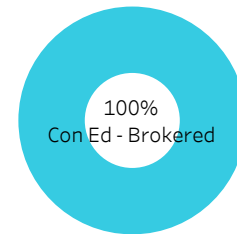
Indigenous Status



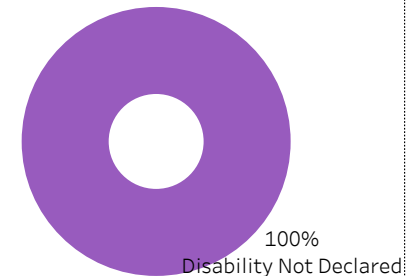
Credentials



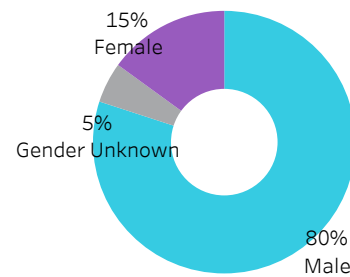
Base/CE



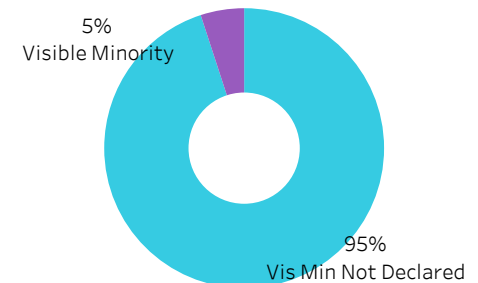
Disability



Gender



Visible Minority





2019-20 Graduate Follow-up Survey Summary of Results (page 2/5) Graduate Employment



[Click on button to RESET Filters](#)

Number of Respondents
20

School: **Construction** | Program: **Electrician** | Credential: **Applied Certificate** | Admin Campus: **Moose Jaw** | Base/CE: **Con Ed - Brokered** |
Indigenous: **All**

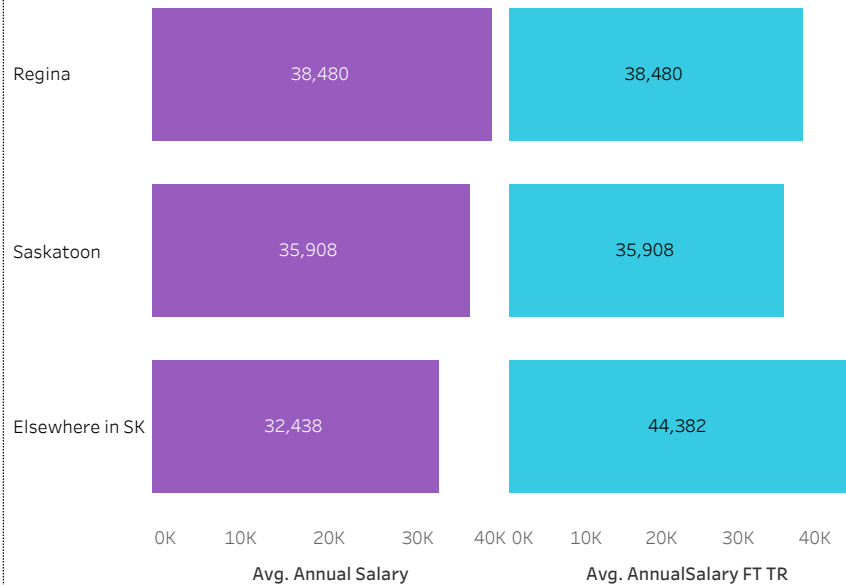
Overall Employment Rate

#Available Workforce	# of Grads Employed	Employment Rate	# of Fulltime Employed Grads	Full-time Employment Rate
20	19	95%	17	85%

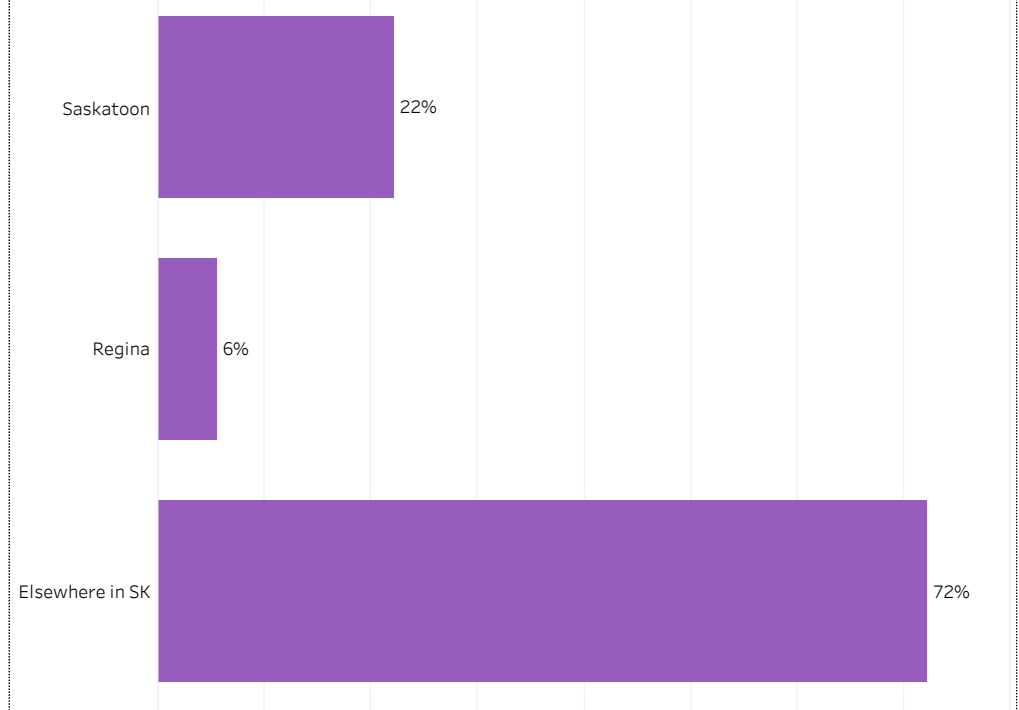
Training Related (TR) Employment

#Available Workforce	# of TR Employed Grads	TR Employment Rate	# of Fulltime TR Employed Grads	Full-time TR Employment Rate
20	14	70%	13	65%


Average Salaries by Location of Employment



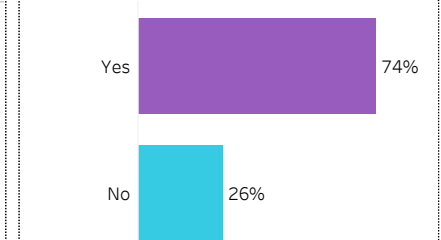
Location of Employment



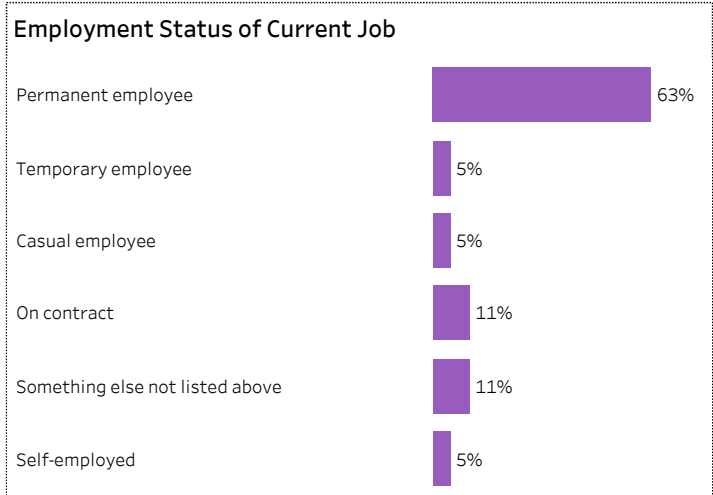
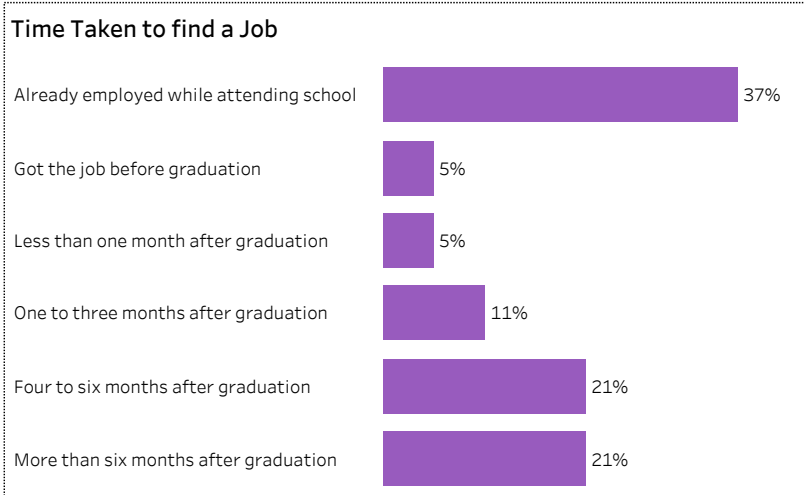
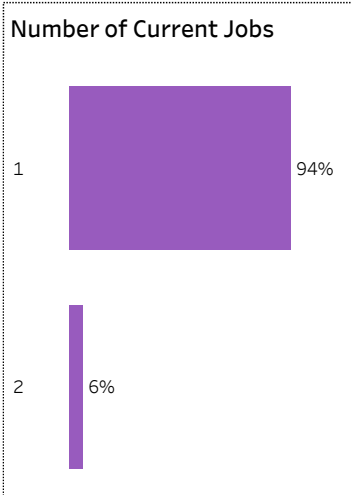
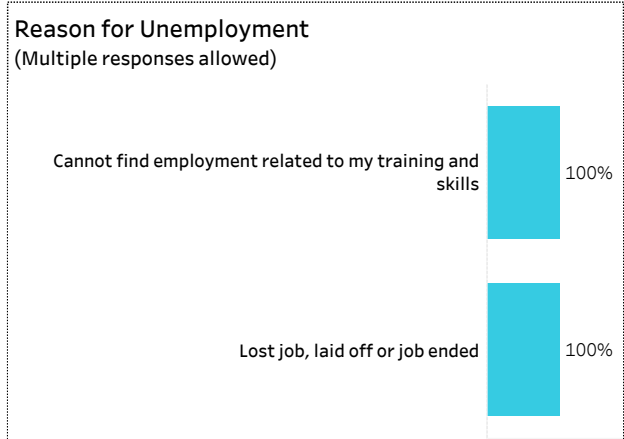
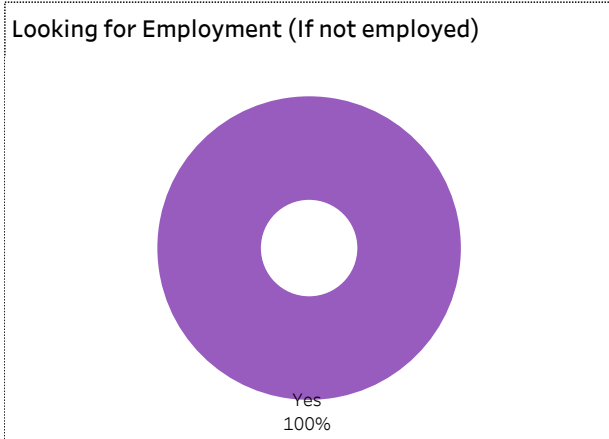
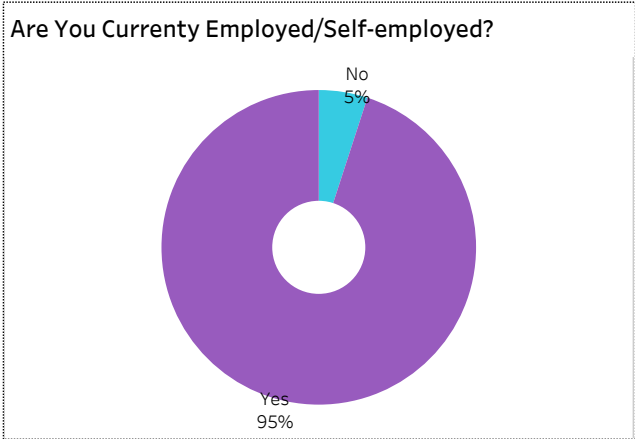
Average/Median Salary



Relatedness of Job to Training



Number of Respondents: **20** | School: **Construction** | Program: **Electrician** | Credential: **Applied Certificate** | Admin Campus: **Moose Jaw** | Base/CE: **Con Ed - Brokered** | Indigenous: **All**





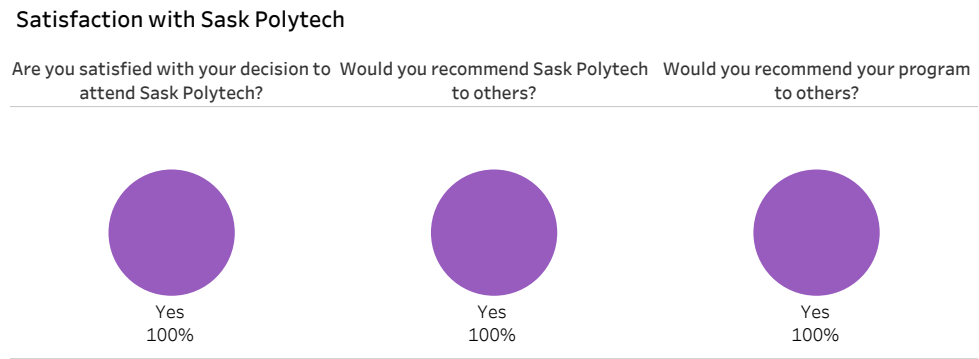
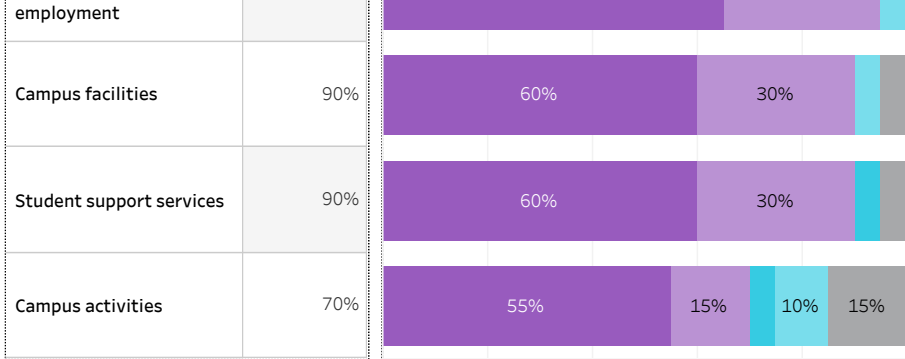
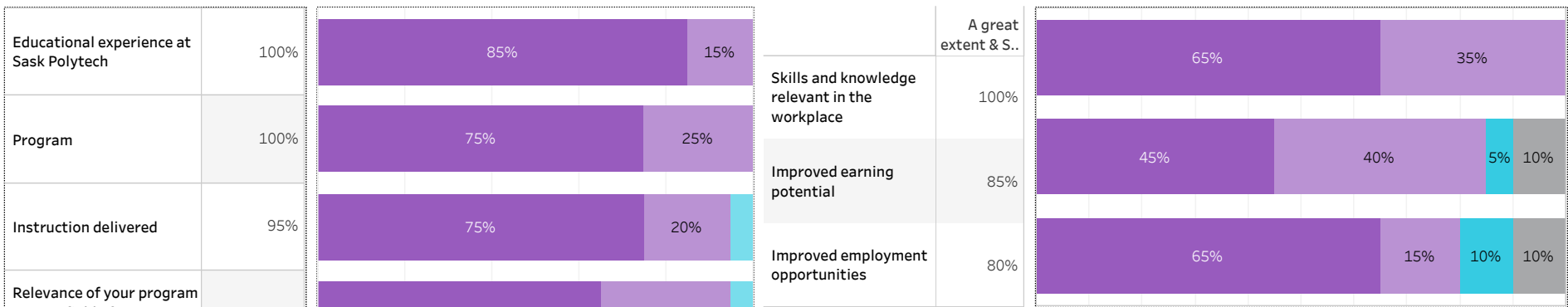
2019-20 Graduate Follow-up Survey Summary of Results (page 4/5) Satisfaction and Program Benefits



Click on button to RESET Filters

Number of Respondents 20	School: Construction Program: Electrician Credential: Applied Certificate Admin Campus: Moose Jaw Base/CE: Con Ed - Brokered Indigenous: All
------------------------------------	--

Level of Satisfaction	Very Satisfied & Somewhat Satisfied	<ul style="list-style-type: none"> Very satisfied Somewhat satisfied Very dissatisfied Somewhat dissatisfied Not sure 	Program Benefits	A Great Extent & Some Extent	<ul style="list-style-type: none"> Not applicable No extent at all Some extent A great extent
------------------------------	-------------------------------------	--	-------------------------	------------------------------	---



Institutional Research and Analysis




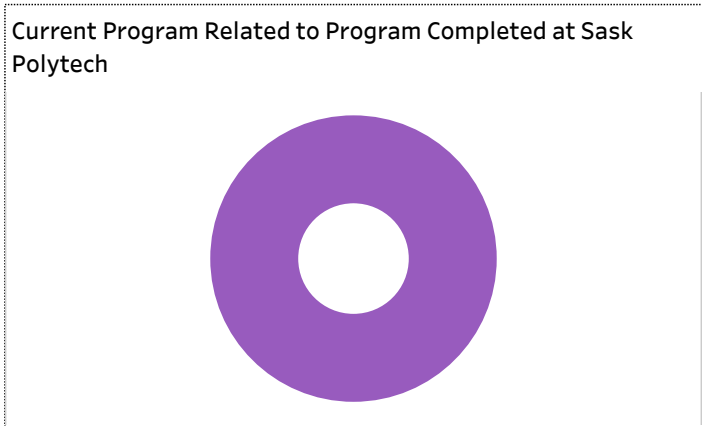
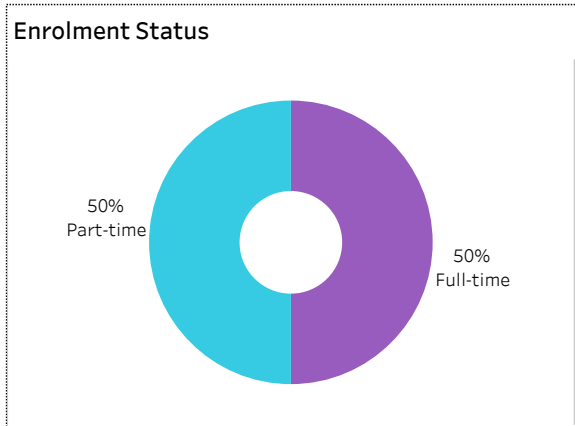
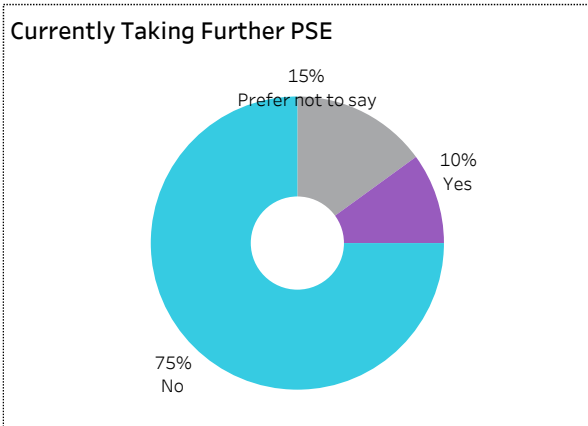
2019-20 Graduate Follow-up Survey Summary of Results (page 5/5) Further Post-Secondary Education



[Click on button to RESET Filters](#)

Number of Respondents
20

School: **Construction** | Program: **Electrician** | Credential: **Applied Certificate** | Admin Campus: **Moose Jaw** | Base/CE: **Con Ed - Brokered** | Indigenous: **All**



Among the students who pursued further education, 25% indicated the program was not related to the one they completed at Sask Polytech. Common reasons cited by the graduates who were studying in an unrelated field were to be able to change career choice, to have more/better career choices, and difficulty of finding employment in their previous field of study.

Institutional Research and Analysis

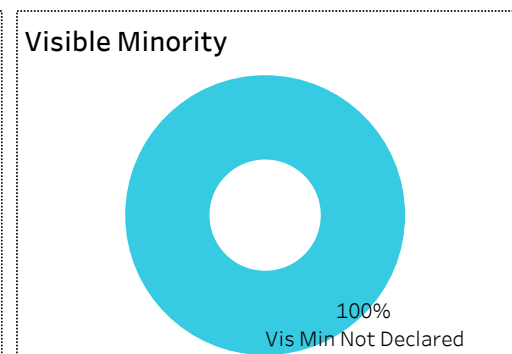
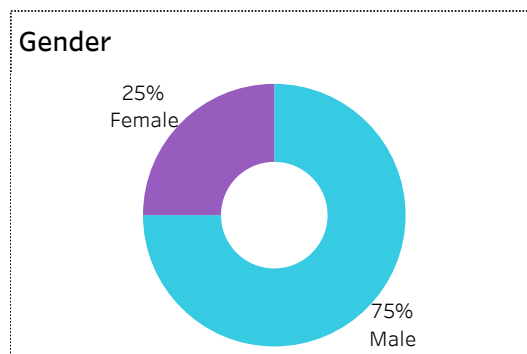
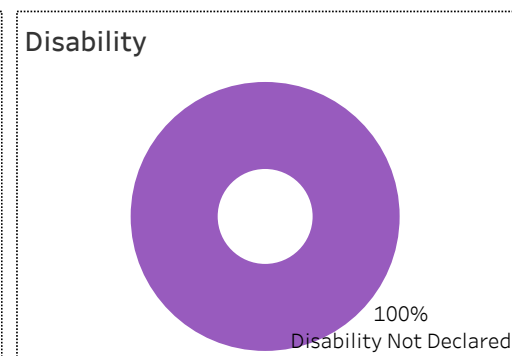

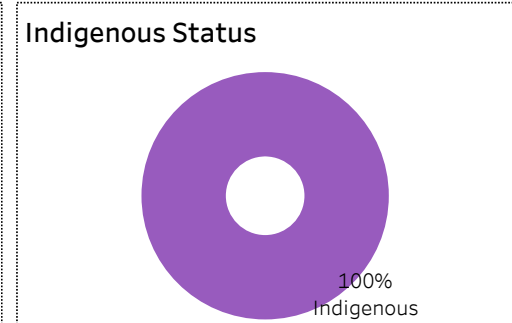
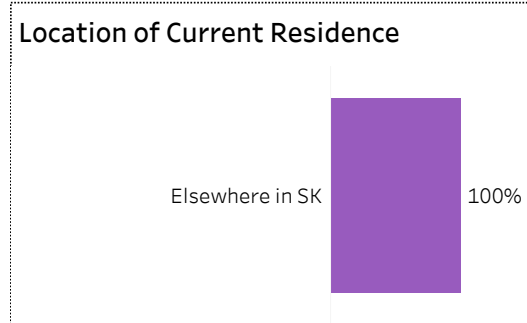



2019-20 Graduate Follow-up Survey Summary of Results (page 1/5) Respondent Profile



[Click on button to RESET Filters](#)

Number of Respondents: **4**
School: **Construction** | Program: **Electrician** | Credential: **Applied Certificate** | Admin Campus: **Prince Albert** |
Base/CE: **Con Ed - Brokered** | Indigenous: **Indigenous**





2019-20 Graduate Follow-up Survey Summary of Results (page 2/5) Graduate Employment



[Click on button to RESET Filters](#)

Number of Respondents
4

School: **Construction** | Program: **Electrician** | Credential: **Applied Certificate** | Admin Campus: **Prince Albert** | Base/CE: **Con Ed - Brokered** |
Indigenous: **Indigenous**

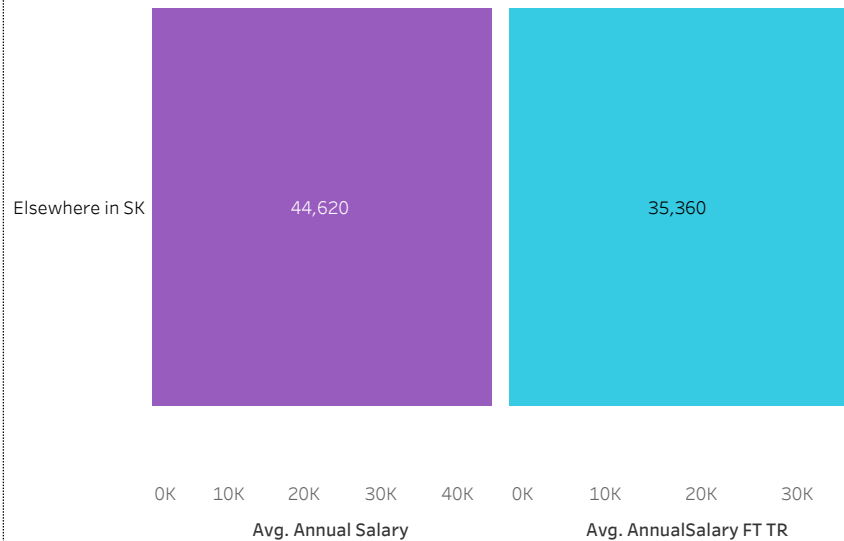
Overall Employment Rate

#Available Workforce	# of Grads Employed	Employment Rate	# of Fulltime Employed Grads	Full-time Employment Rate
4	3	75%	3	75%

Training Related (TR) Employment

#Available Workforce	# of TR Employed Grads	TR Employment Rate	# of Fulltime TR Employed Grads	Full-time TR Employment Rate
4	1	25%	1	25%


Average Salaries by Location of Employment



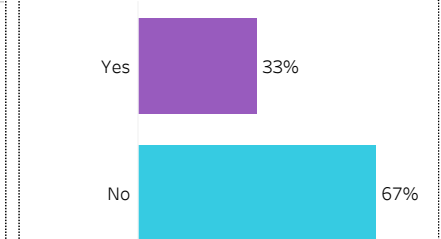
Location of Employment



Average/Median Salary



Relatedness of Job to Training



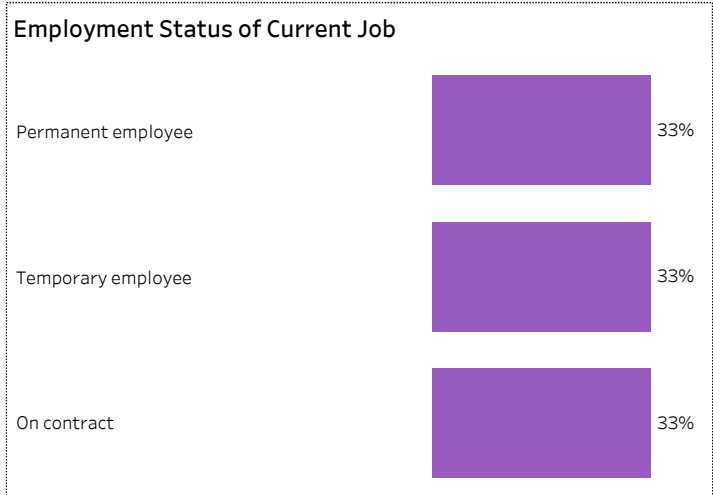
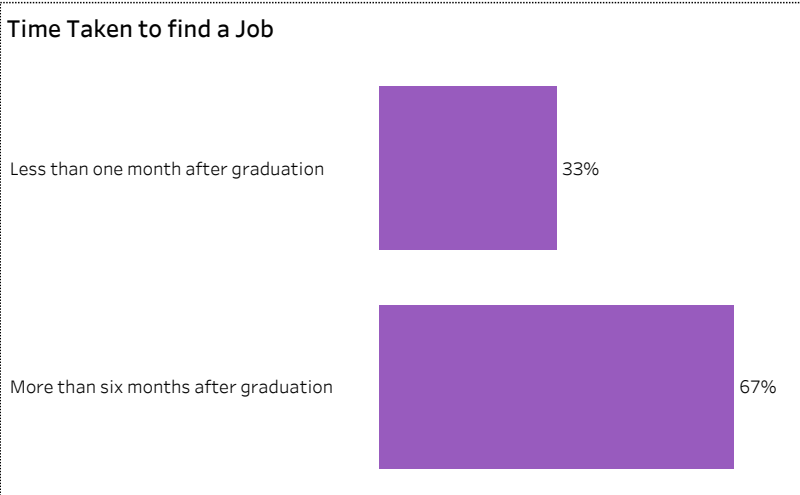
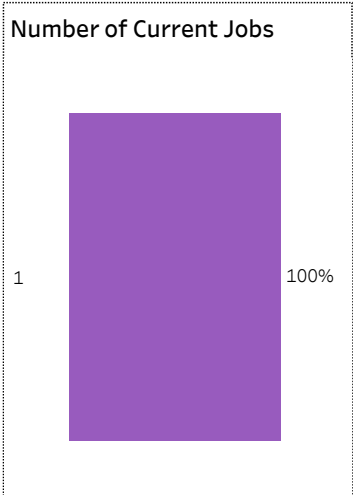
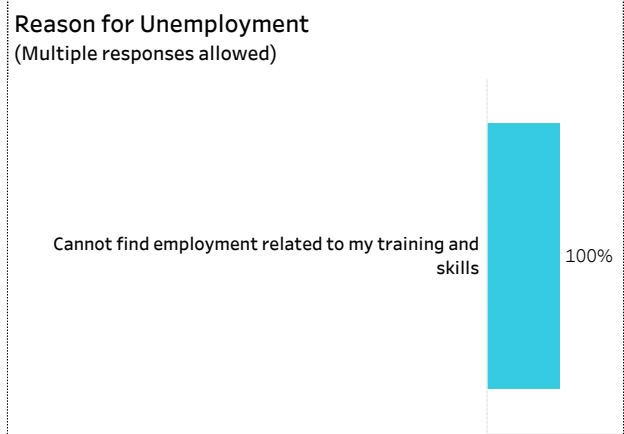
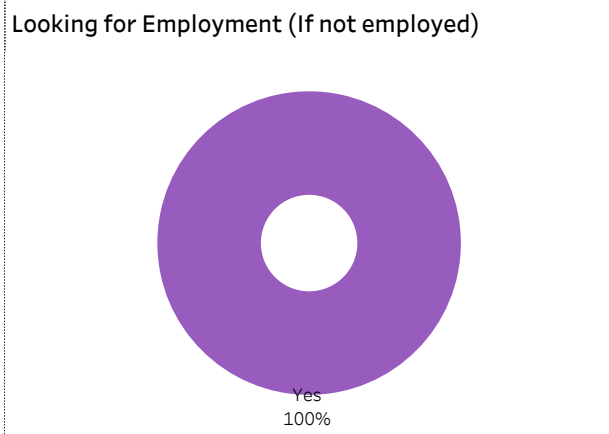
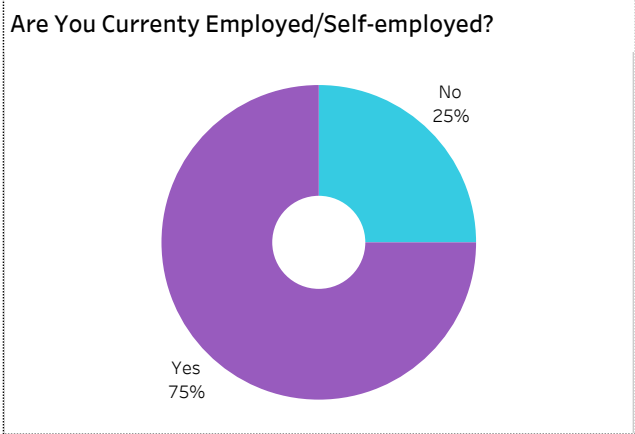


2019-20 Graduate Follow-up Survey Summary of Results (page 3/5) Graduate Employment (continued)



[Click on button to RESET Filters](#)

Number of Respondents: **4**
School: **Construction** | Program: **Electrician** | Credential: **Applied Certificate** | Admin Campus: **Prince Albert** | Base/CE: **Con Ed - Brokered** | Indigenous: **Indigenous**





2019-20 Graduate Follow-up Survey Summary of Results (page 4/5) Satisfaction and Program Benefits



Click on button to RESET Filters

Number of Respondents 4	School: Construction Program: Electrician Credential: Applied Certificate Admin Campus: Prince Albert Base/CE: Con Ed - Brokered Indigenous: Indigenous
-----------------------------------	---

Level of Satisfaction	Very Satisfied & Somewhat Satisfied	Very satisfied	Program Benefits	A Great Extent & Some Extent	Some extent
		Somewhat satisfied			A great extent

Campus activities	100%	75%	25%	Improved earning potential	100%	50%	50%
Campus facilities	100%	75%	25%		Improved employment opportunities	100%	25%
Instruction delivered	100%	75%	25%	Skills and knowledge relevant in the workplace		100%	50%
Educational experience at Sask Polytech	100%	50%	50%				

Program	100%	100%	Satisfaction with Sask Polytech		
Relevance of your program to your field of employment	100%	75%	25%	Are you satisfied with your decision to attend Sask Polytech?	Would you recommend Sask Polytech to others?
Student support services	100%	75%	25%	Yes 100%	Yes 100%
				Yes 100%	Yes 100%

Institutional Research and Analysis




2019-20 Graduate Follow-up Survey Summary of Results (page 5/5) Further Post-Secondary Education



[Click on button to RESET Filters](#)

Number of Respondents 4	School: Construction Program: Electrician Credential: Applied Certificate Admin Campus: Prince Albert Base/CE: Con Ed - Brokered Indigenous: Indigenous
-----------------------------------	---

Currently Taking Further PSE 	Enrolment Status	Current Program Related to Program Completed at Sask Polytech
---	------------------	---

Type of Post-Secondary Institution Enroled in

Among the students who pursued further education, 25% indicated the program was not related to the one they completed at Sask Polytech. Common reasons cited by the graduates who were studying in an unrelated field were to be able to change career choice, to have more/better career choices, and difficulty of finding employment in their previous field of study.

Institutional Research and Analysis



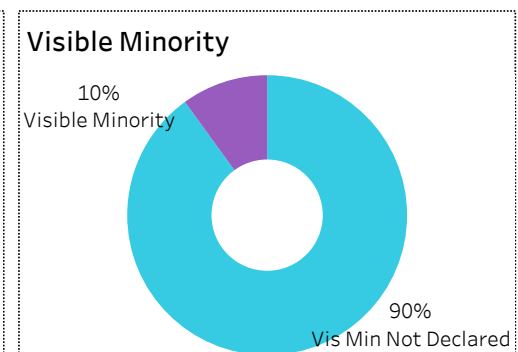
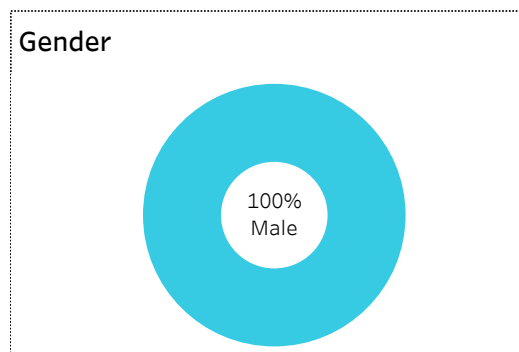
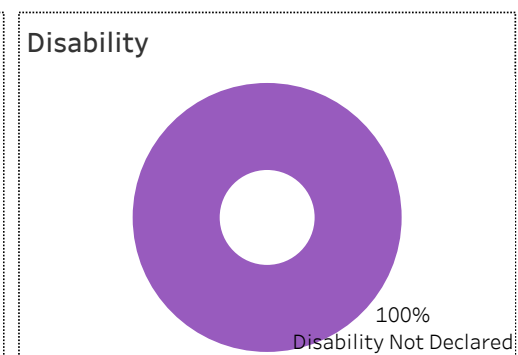
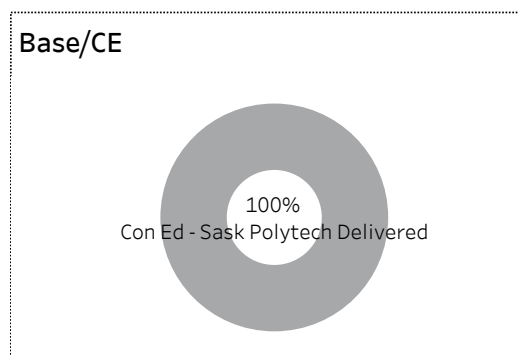
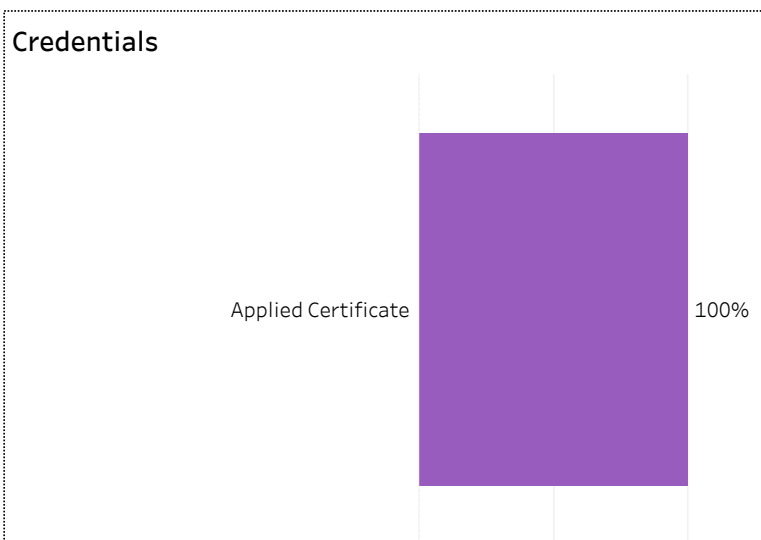
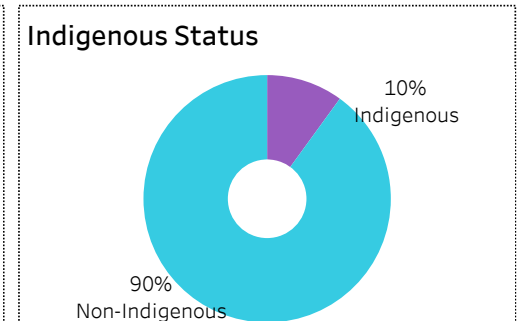
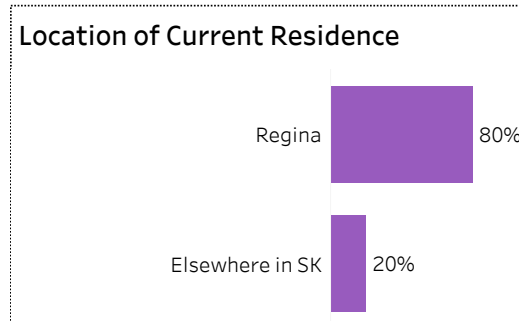
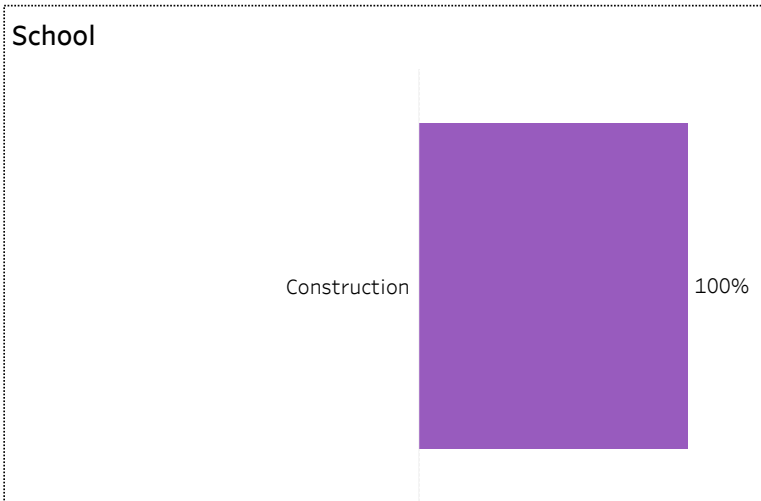
2019-20 Graduate Follow-up Survey Summary of Results (page 1/5) Respondent Profile



[Click on button to RESET Filters](#)

Number of Respondents
10

School: **Construction** | Program: **Electrician** | Credential: **Applied Certificate** | Admin Campus: **Regina** | Base/CE: **Con Ed - Sask Polytech Delivered** | Indigenous: **All**





2019-20 Graduate Follow-up Survey Summary of Results (page 2/5) Graduate Employment



[Click on button to RESET Filters](#)

Number of Respondents
10

School: **Construction** | Program: **Electrician** | Credential: **Applied Certificate** | Admin Campus: **Regina** | Base/CE: **Con Ed - Sask Polytech Delivered** | Indigenous: **All**

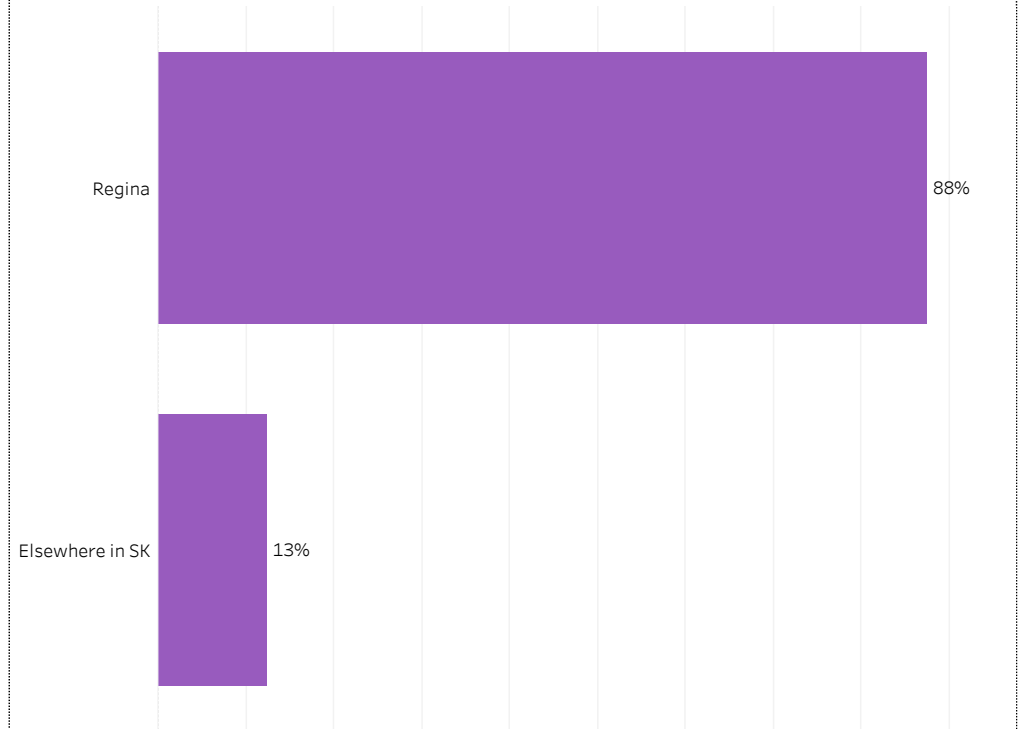
Overall Employment Rate

#Available Workforce	# of Grads Employed	Employment Rate	# of Fulltime Employed Grads	Full-time Employment Rate
8	8	100%	8	100%

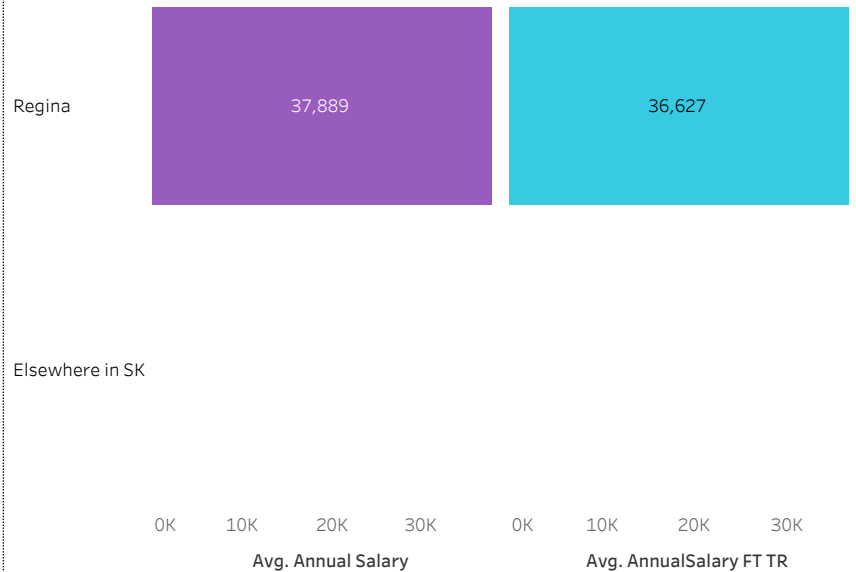
Training Related (TR) Employment

#Available Workforce	# of TR Employed Grads	TR Employment Rate	# of Fulltime TR Employed Grads	Full -time TR Employment Rate
8	5	63%	5	63%


Location of Employment



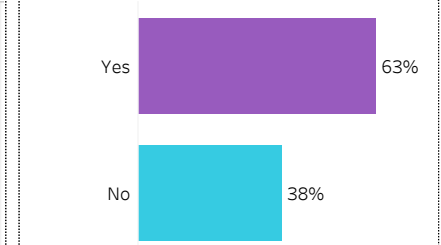
Average Salaries by Location of Employment



Average/Median Salary



Relatedness of Job to Training

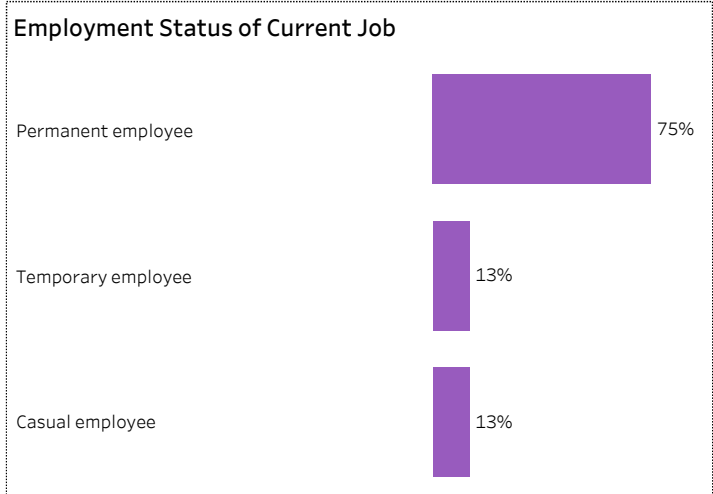
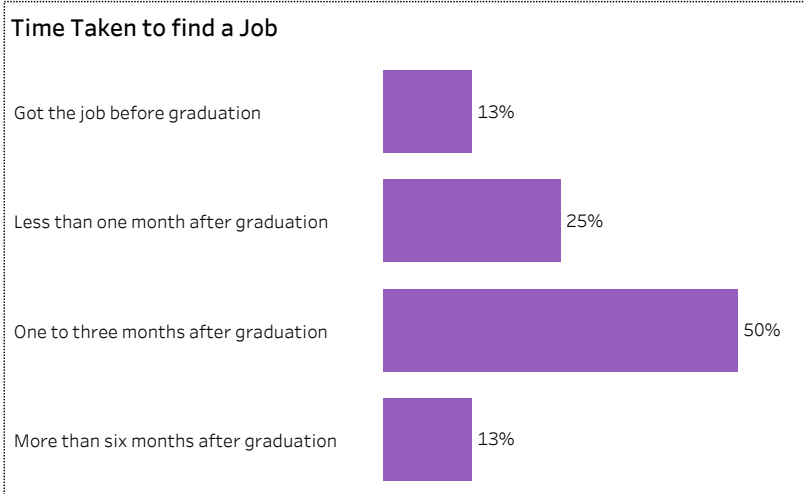
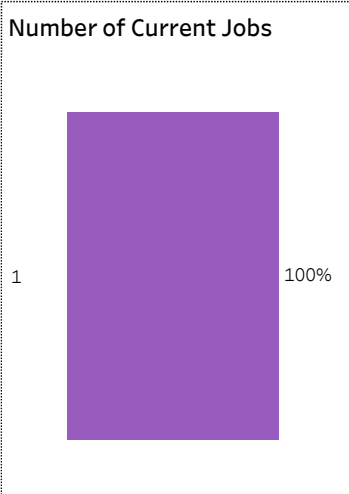

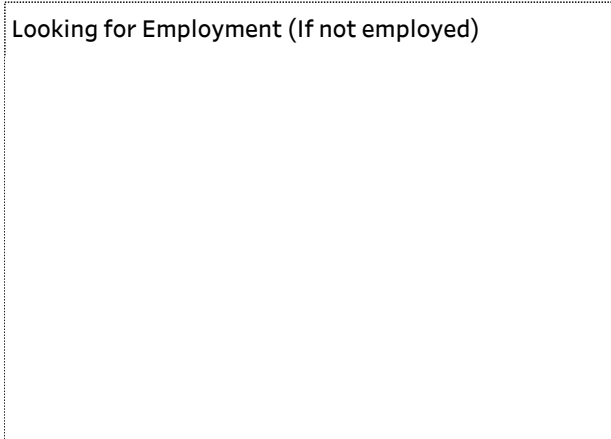
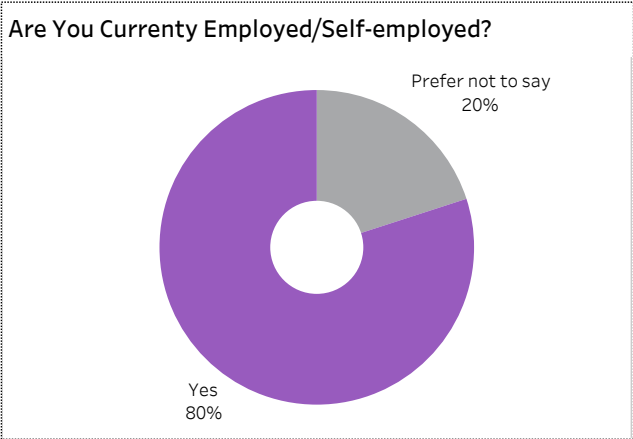




2019-20 Graduate Follow-up Survey Summary of Results (page 3/5) Graduate Employment (continued)



Number of Respondents: **10**
School: **Construction** | Program: **Electrician** | Credential: **Applied Certificate** | Admin Campus: **Regina** | Base/CE: **Con Ed - Sask Polytech Delivered** | Indigenous: **All**





2019-20 Graduate Follow-up Survey Summary of Results (page 4/5) Satisfaction and Program Benefits



Click on button to RESET Filters

Number of Respondents 10	School: Construction Program: Electrician Credential: Applied Certificate Admin Campus: Regina Base/CE: Con Ed - Sask Polytech Delivered Indigenous: All
------------------------------------	--

Level of Satisfaction	Very Satisfied & Somewhat Satisfied	Very satisfied Somewhat satisfied Somewhat dissatisfied Not sure	Program Benefits	A Great Extent & Some Extent	Not sure No extent at all Some extent A great extent
-----------------------	-------------------------------------	---	------------------	------------------------------	---

Instruction delivered	100%	50% Very satisfied, 50% Somewhat satisfied	Program Benefits A Great Extent & Some Extent Skills and knowledge relevant in the workplace Improved earning potential Improved employment opportunities	A great extent & S..	60% A great extent, 30% Some extent, 10% No extent at all
Campus facilities	90%	60% Very satisfied, 30% Somewhat satisfied, 10% Not sure		90%	50% A great extent, 30% Some extent, 20% Not sure
Educational experience at Sask Polytech	90%	50% Very satisfied, 40% Somewhat satisfied, 10% Somewhat dissatisfied		80%	70% A great extent, 10% Some extent, 10% No extent at all, 10% Not sure
Program	90%	70% Very satisfied, 20% Somewhat satisfied, 10% Somewhat dissatisfied		80%	
Relevance of your program to your field of employment	90%	70% Very satisfied, 20% Somewhat satisfied, 10% Somewhat dissatisfied			
Campus activities	80%	40% Very satisfied, 40% Somewhat satisfied, 20% Not sure			
Student support services	80%	40% Very satisfied, 40% Somewhat satisfied, 20% Not sure			



Institutional Research and Analysis



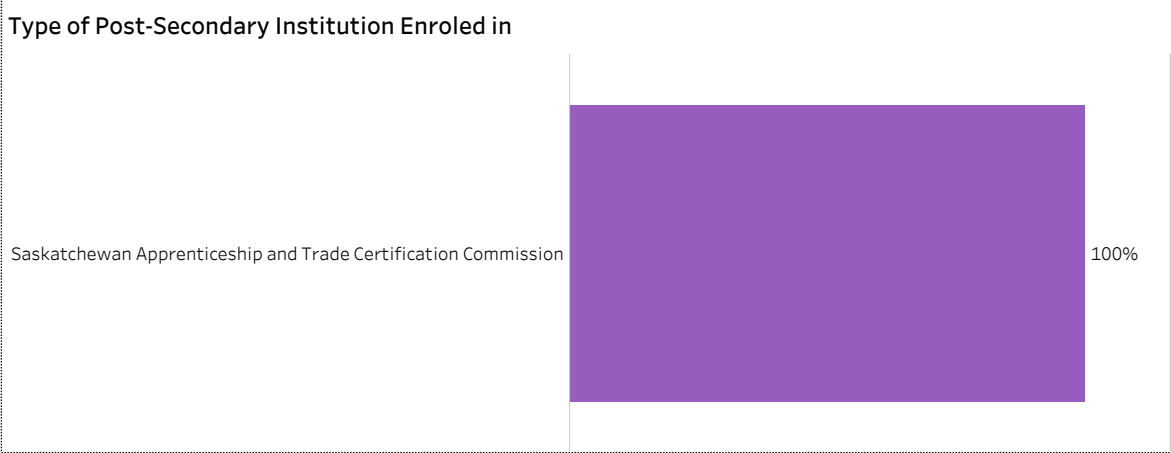
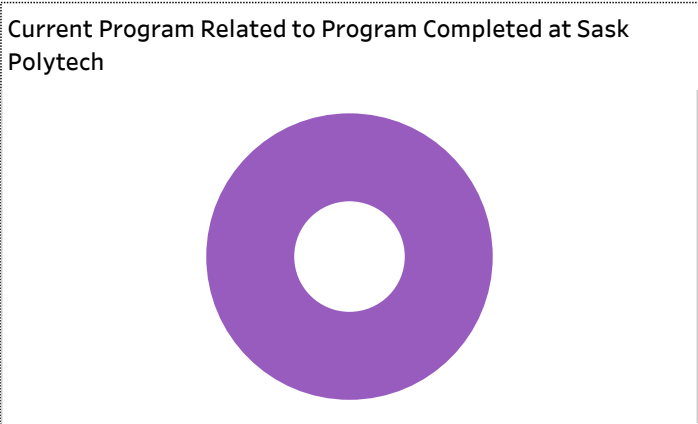
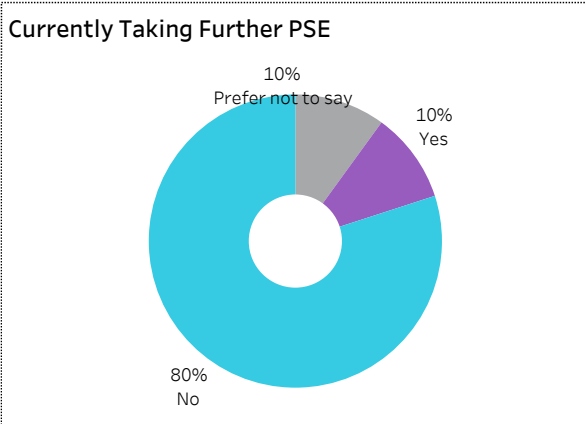
2019-20 Graduate Follow-up Survey Summary of Results (page 5/5) Further Post-Secondary Education



[Click on button to RESET Filters](#)

Number of Respondents
10

School: **Construction** | Program: **Electrician** | Credential: **Applied Certificate** | Admin Campus: **Regina** | Base/CE: **Con Ed - Sask Polytech Delivered** | Indigenous: **All**



Among the students who pursued further education, 25% indicated the program was not related to the one they completed at Sask Polytech. Common reasons cited by the graduates who were studying in an unrelated field were to be able to change career choice, to have more/better career choices, and difficulty of finding employment in their previous field of study.

Institutional Research and Analysis



2019-20 Graduate Follow-up Survey

Summary of Results (page 1/5)

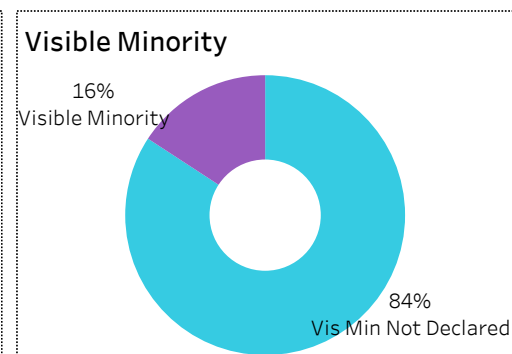
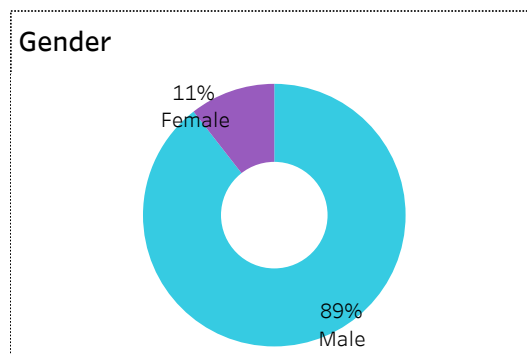
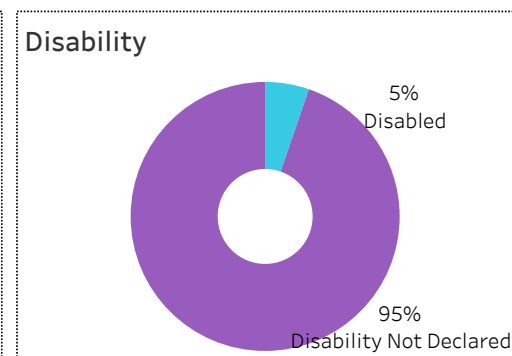

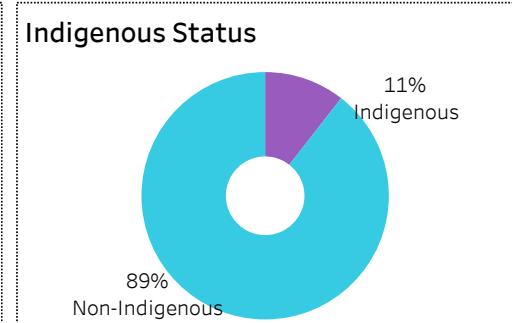
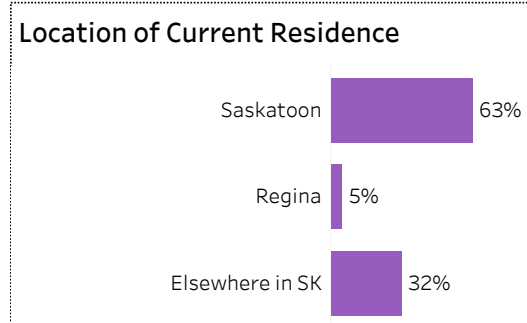

Respondent Profile



[Click on button to RESET Filters](#)

Number of Respondents: **19**

School: **Construction** | Program: **Electrician** | Credential: **Applied Certificate** | Admin Campus: **Saskatoon** | Base/CE: **Con Ed - Sask Polytech Delivered** | Indigenous: **All**





2019-20 Graduate Follow-up Survey Summary of Results (page 2/5) Graduate Employment



[Click on button to RESET Filters](#)

Number of Respondents
19

School: **Construction** | Program: **Electrician** | Credential: **Applied Certificate** | Admin Campus: **Saskatoon** | Base/CE: **Con Ed - Sask Polytech Delivered** | Indigenous: **All**

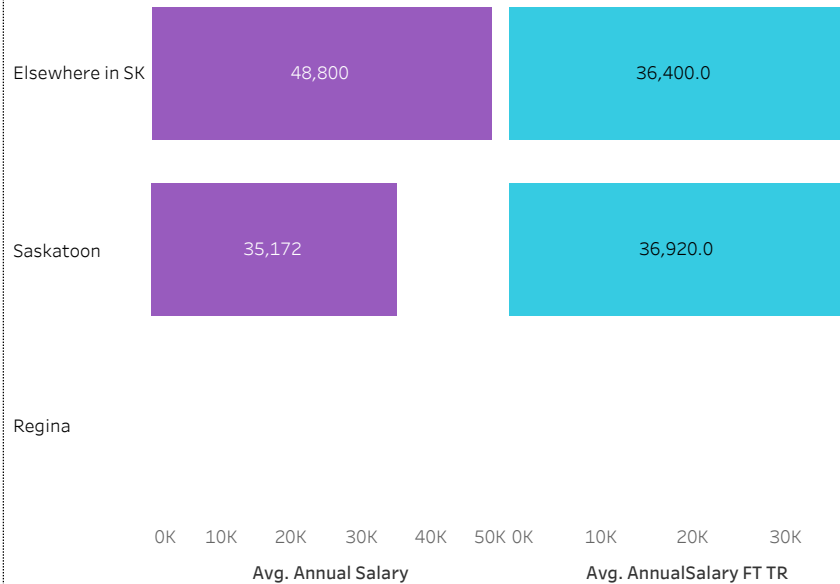
Overall Employment Rate

#Available Workforce	# of Grads Employed	Employment Rate	# of Fulltime Employed Grads	Full-time Employment Rate
16	14	88%	13	81%

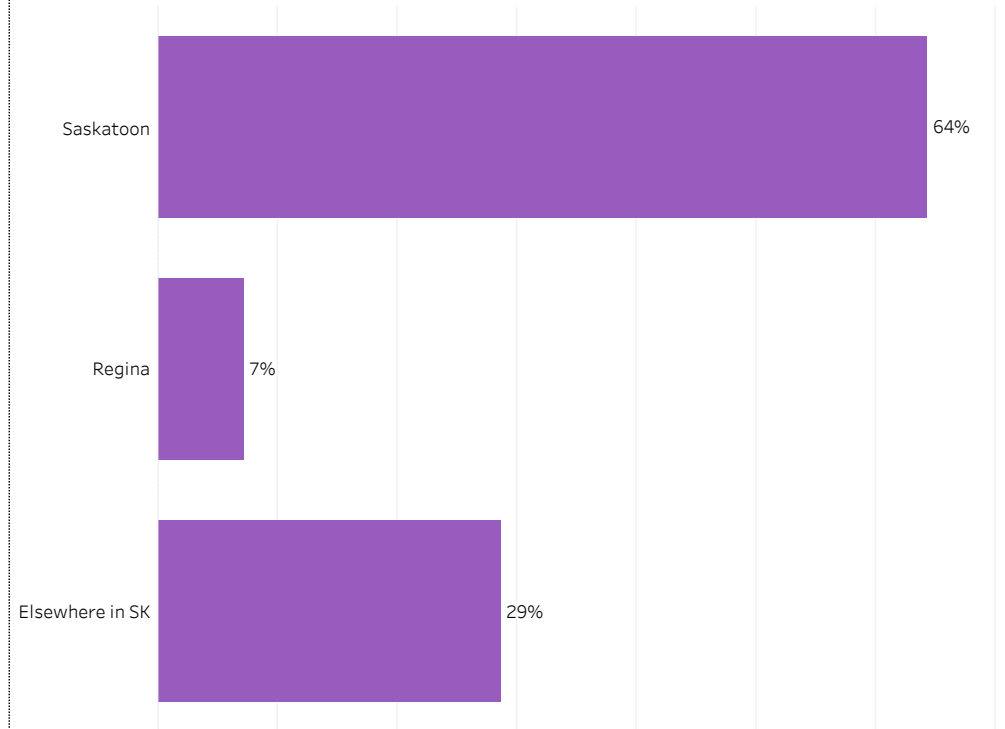
Training Related (TR) Employment

#Available Workforce	# of TR Employed Grads	TR Employment Rate	# of Fulltime TR Employed Grads	Full-time TR Employment Rate
16	9	56%	9	56%

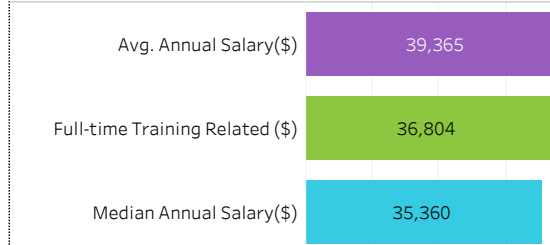
Average Salaries by Location of Employment



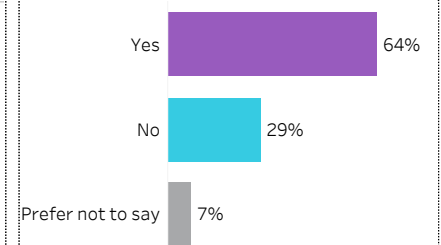
Location of Employment



Average/Median Salary



Relatedness of Job to Training





2019-20 Graduate Follow-up Survey

Summary of Results (page 3/5)

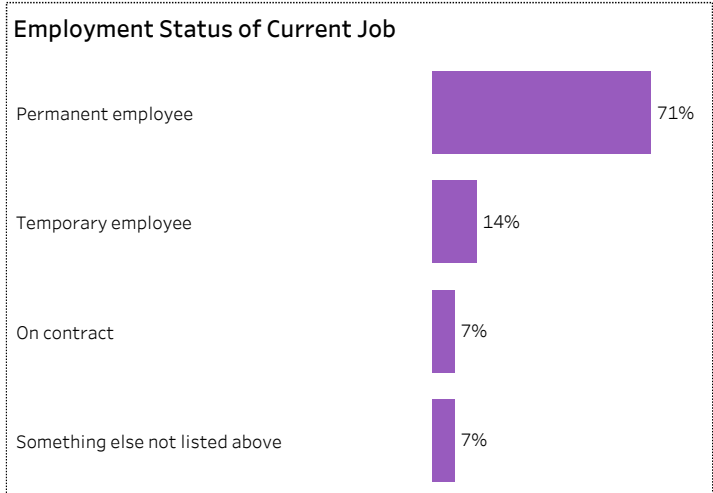
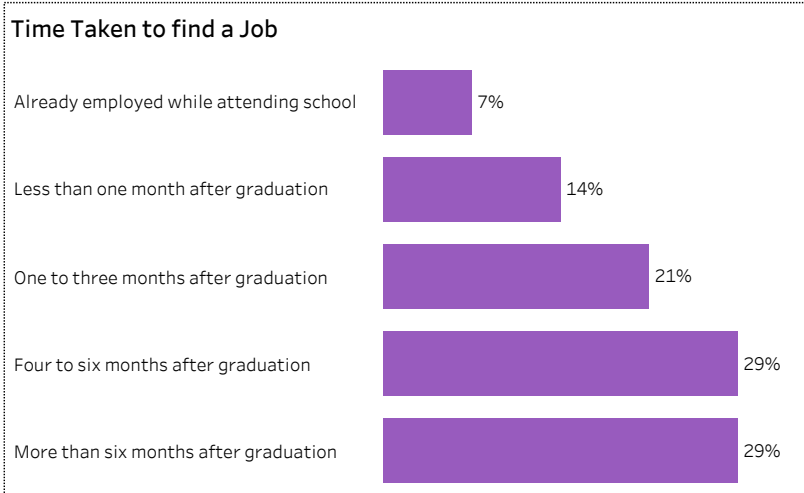
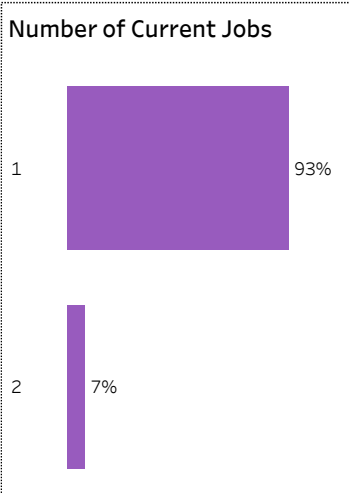
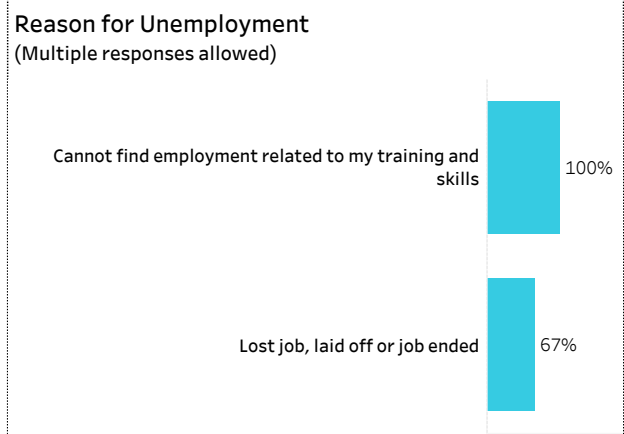
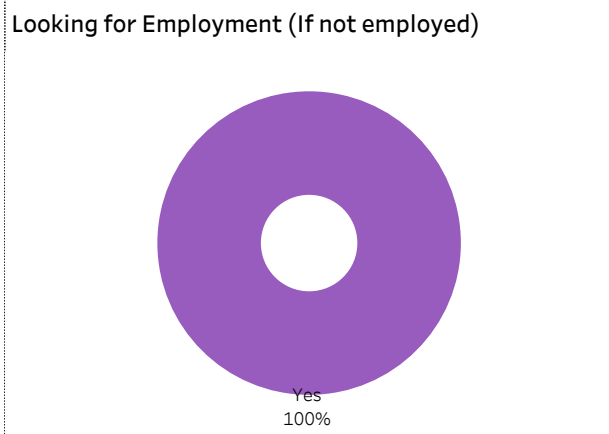
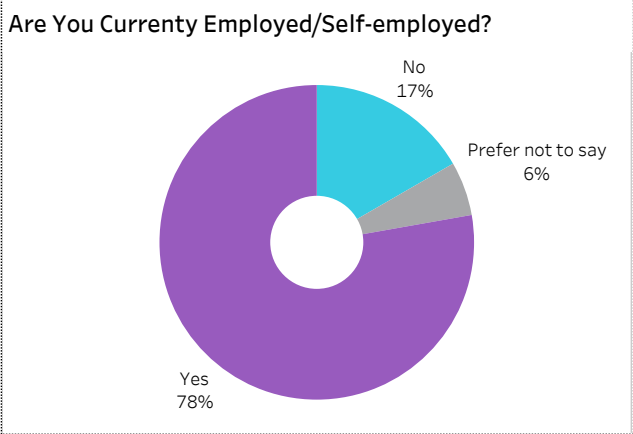
Graduate Employment (continued)



[Click on button to RESET Filters](#)

Number of Respondents: **19**

School: **Construction** | Program: **Electrician** | Credential: **Applied Certificate** | Admin Campus: **Saskatoon** | Base/CE: **Con Ed - Sask Polytech Delivered** | Indigenous: **All**





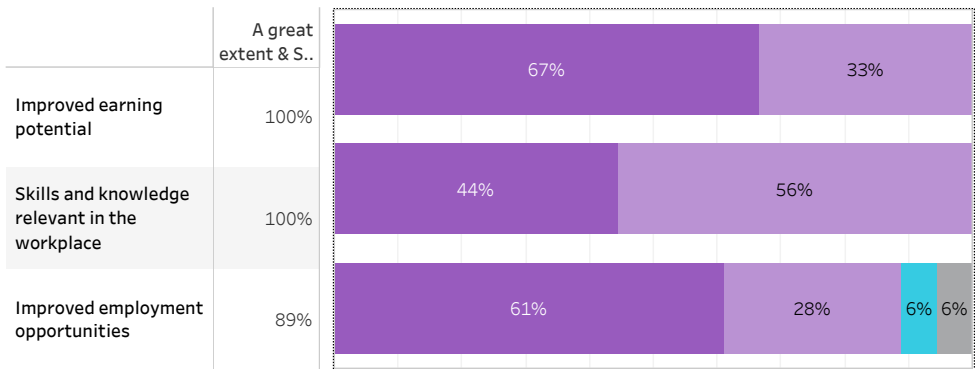
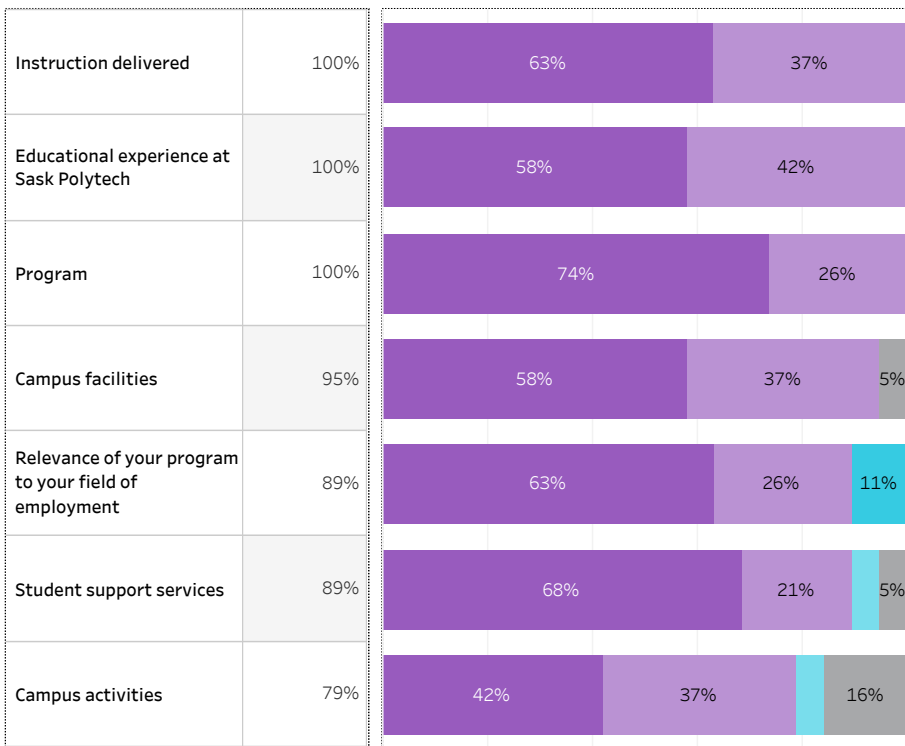
2019-20 Graduate Follow-up Survey Summary of Results (page 4/5) Satisfaction and Program Benefits



Click on button to RESET Filters

Number of Respondents 19	School: Construction Program: Electrician Credential: Applied Certificate Admin Campus: Saskatoon Base/CE: Con Ed - Sask Polytech Delivered Indigenous: All
------------------------------------	---

Level of Satisfaction	Very Satisfied & Somewhat Satisfied	<ul style="list-style-type: none"> Very satisfied Somewhat satisfied Very dissatisfied Somewhat dissatisfied Not sure 	Program Benefits	A Great Extent & Some Extent	<ul style="list-style-type: none"> No extent at all Some extent A great extent Not sure
------------------------------	-------------------------------------	--	-------------------------	------------------------------	---



Satisfaction with Sask Polytech


Are you satisfied with your decision to attend Sask Polytech? | Would you recommend Sask Polytech to others? | Would you recommend your program to others?



Yes 100%



Yes 100%



Yes 100%

Institutional Research and Analysis



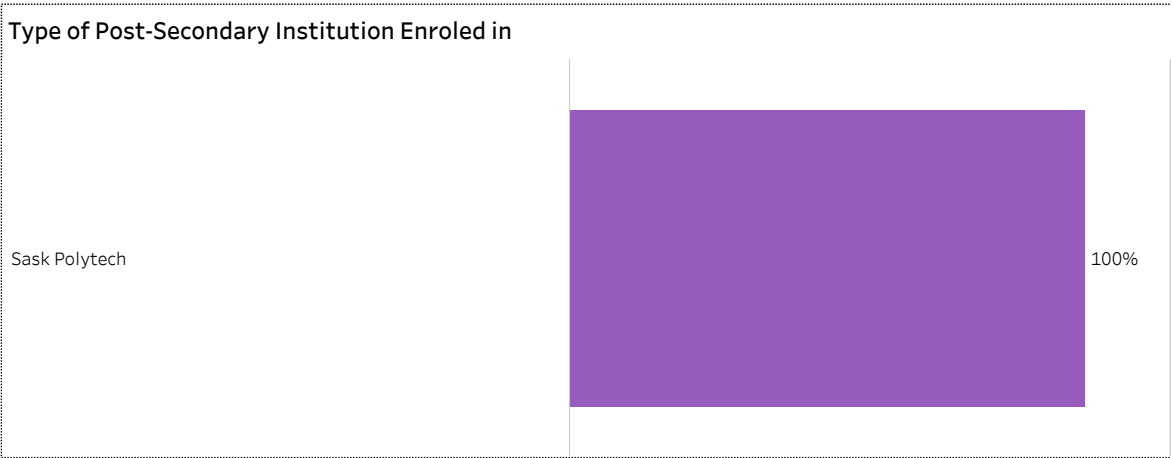
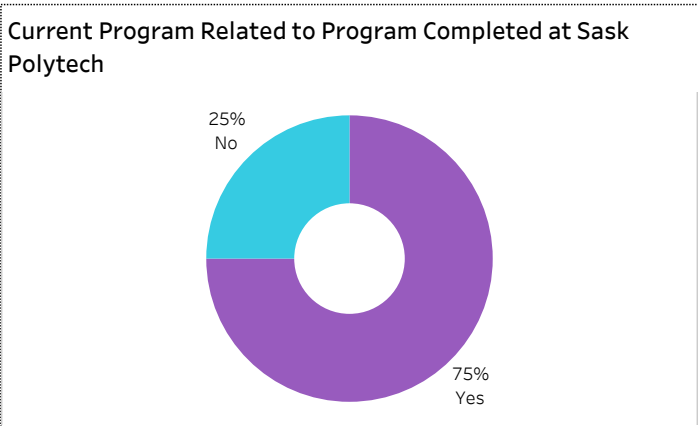

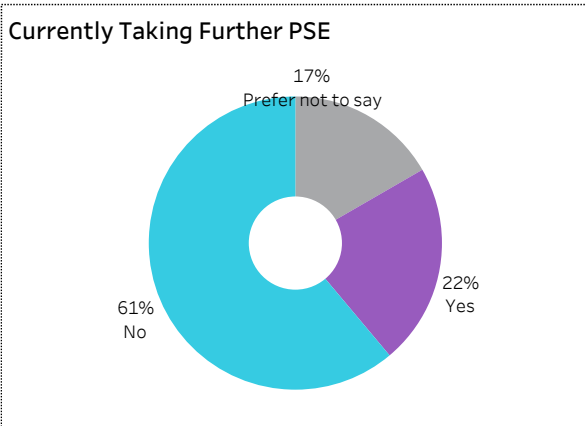
2019-20 Graduate Follow-up Survey Summary of Results (page 5/5) Further Post-Secondary Education



[Click on button to RESET Filters](#)

Number of Respondents
19

School: **Construction** | Program: **Electrician** | Credential: **Applied Certificate** | Admin Campus: **Saskatoon** | Base/CE: **Con Ed - Sask Polytech Delivered** | Indigenous: **All**



Among the students who pursued further education, 25% indicated the program was not related to the one they completed at Sask Polytech. Common reasons cited by the graduates who were studying in an unrelated field were to be able to change career choice, to have more/better career choices, and difficulty of finding employment in their previous field of study.

Institutional Research and Analysis



2019-20 Graduate Follow-up Survey Summary of Results (page 1/5) Respondent Profile

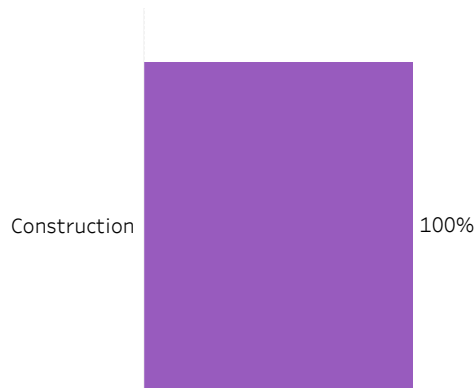


[Click on button to RESET Filters](#)

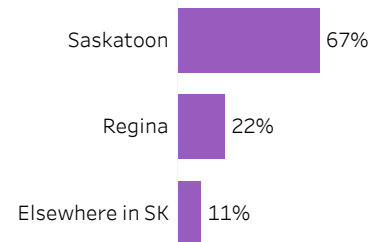
Number of Respondents
9

School: **Construction** | Program: **Leadership Skills** | Credential: **Certificate of Achievement** | Admin Campus: **Saskatoon** | Base/CE: **Con Ed - Sask Polytech Delivered** | Indigenous: **Non-Indigenous**

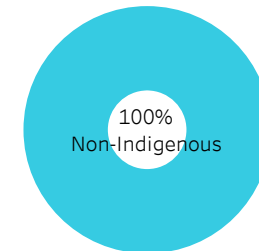
School



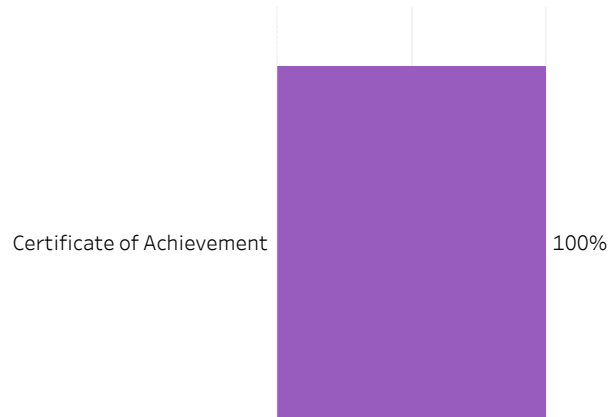
Location of Current Residence



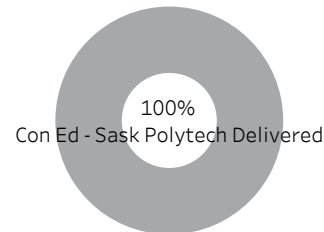
Indigenous Status



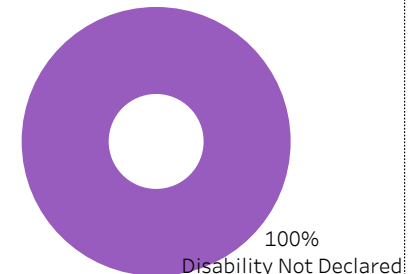
Credentials



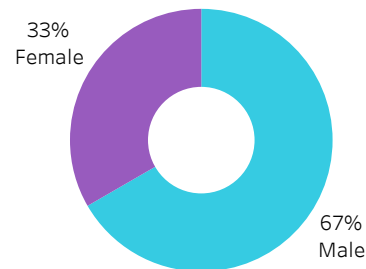
Base/CE



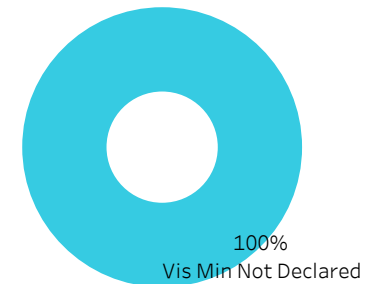
Disability



Gender



Visible Minority





2019-20 Graduate Follow-up Survey Summary of Results (page 2/5) Graduate Employment



[Click on button to RESET Filters](#)

Number of Respondents
9

School: **Construction** | Program: **Leadership Skills** | Credential: **Certificate of Achievement** | Admin Campus: **Saskatoon** | Base/CE: **Con Ed - Sask Polytech Delivered** | Indigenous: **Non-Indigenous**

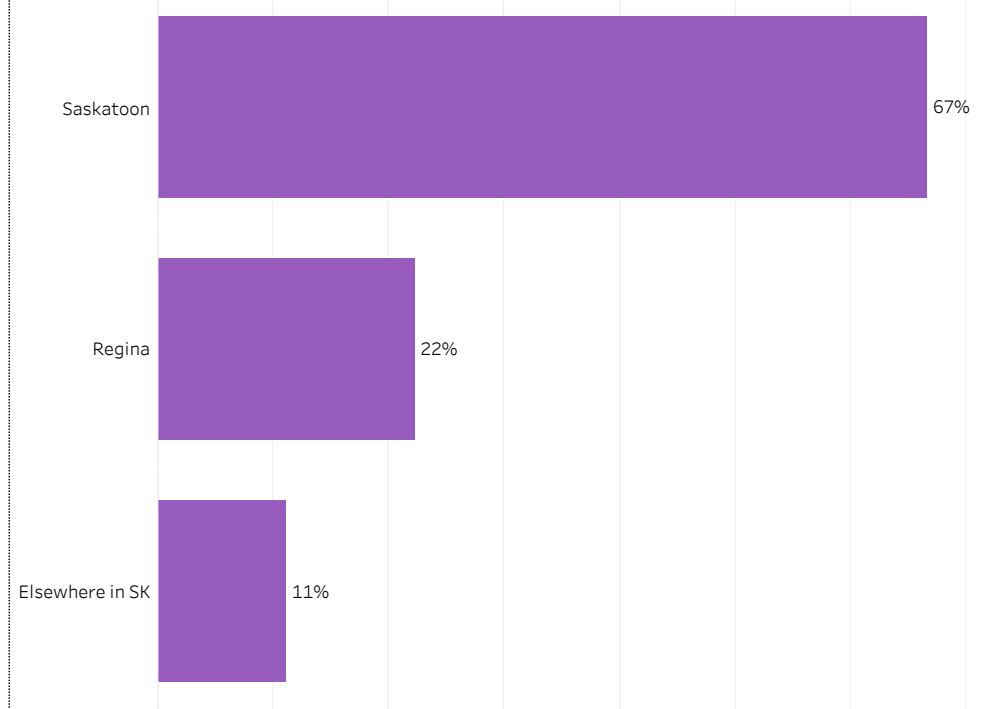
Overall Employment Rate

#Available Workforce	# of Grads Employed	Employment Rate	# of Fulltime Employed Grads	Full-time Employment Rate
9	9	100%	9	100%

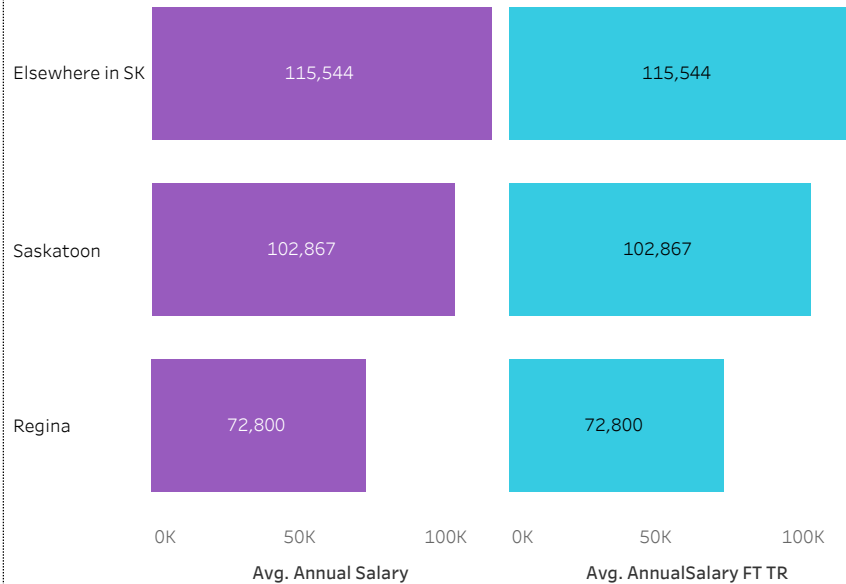
Training Related (TR) Employment

#Available Workforce	# of TR Employed Grads	TR Employment Rate	# of Fulltime TR Employed Grads	Full-time TR Employment Rate
9	7	78%	7	78%


Location of Employment



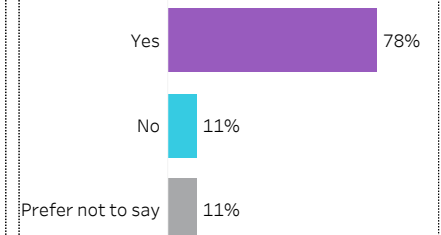
Average Salaries by Location of Employment



Average/Median Salary



Relatedness of Job to Training





2019-20 Graduate Follow-up Survey

Summary of Results (page 3/5)

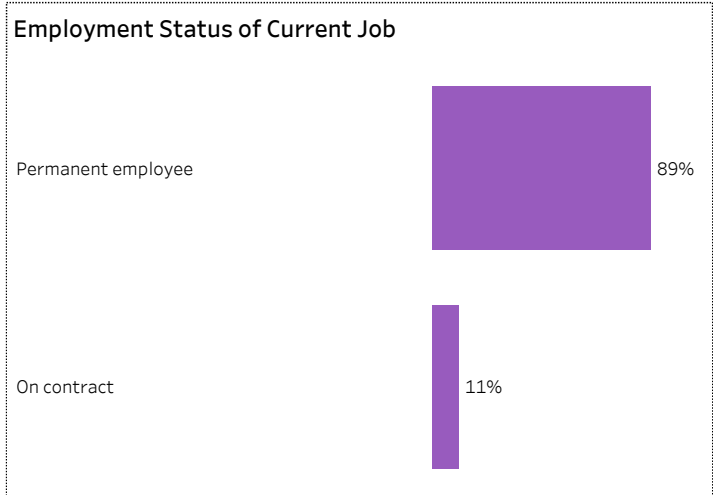
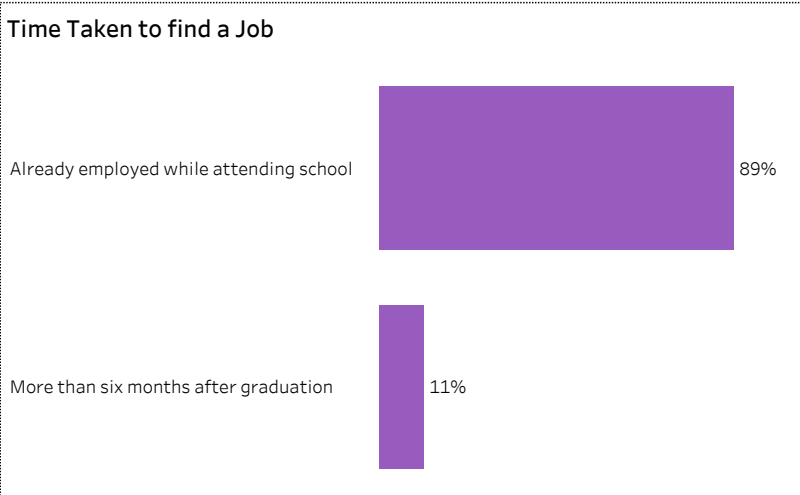
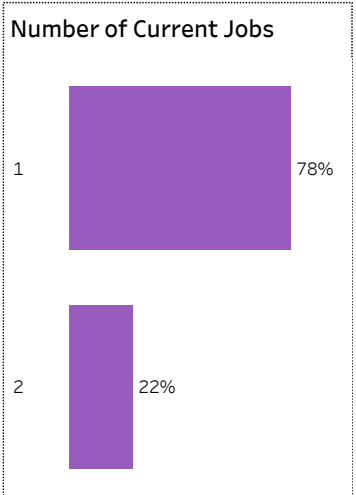

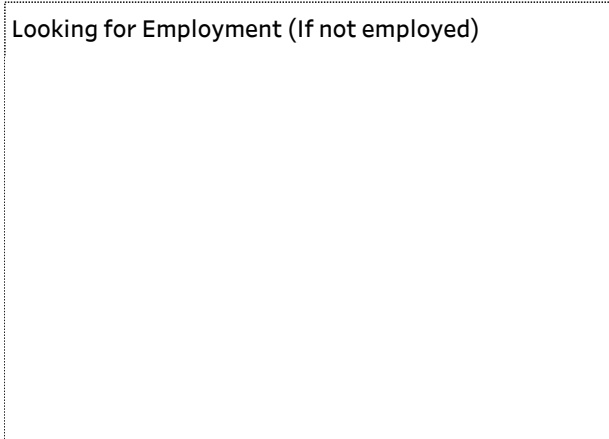
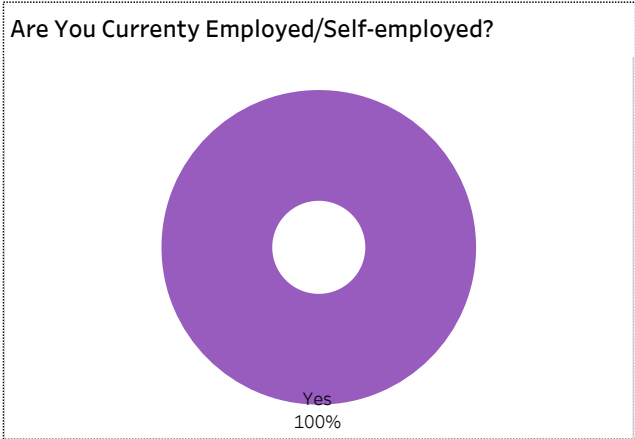
Graduate Employment (continued)



[Click on button to RESET Filters](#)

Number of Respondents: **9**

School: **Construction** | Program: **Leadership Skills** | Credential: **Certificate of Achievement** | Admin Campus: **Saskatoon** | Base/CE: **Con Ed - Sask Polytech Delivered** | Indigenous: **Non-Indigenous**





2019-20 Graduate Follow-up Survey Summary of Results (page 4/5) Satisfaction and Program Benefits



Click on button to RESET Filters

Number of Respondents 9	School: Construction Program: Leadership Skills Credential: Certificate of Achievement Admin Campus: Saskatoon Base/CE: Con Ed - Sask Polytech Delivered Indigenous: Non-Indigenous
-----------------------------------	---

Level of Satisfaction	Very Satisfied & Somewhat Satisfied	<ul style="list-style-type: none"> Very satisfied Somewhat satisfied Not sure 	Program Benefits	A Great Extent & Some Extent	<ul style="list-style-type: none"> Not applicable No extent at all Some extent A great extent
------------------------------	-------------------------------------	--	-------------------------	------------------------------	---

Instruction delivered	100%		A great extent & S..	
Educational experience at Sask Polytech	100%		Skills and knowledge relevant in the workplace	89%
Program	100%		Improved employment opportunities	75%
Relevance of your program to your field of employment	89%		Improved earning potential	71%

Student support services	67%		Satisfaction with Sask Polytech		
Campus facilities	33%		Are you satisfied with your decision to attend Sask Polytech?	Would you recommend Sask Polytech to others?	Would you recommend your program to others?
Campus activities	22%				

Institutional Research and Analysis

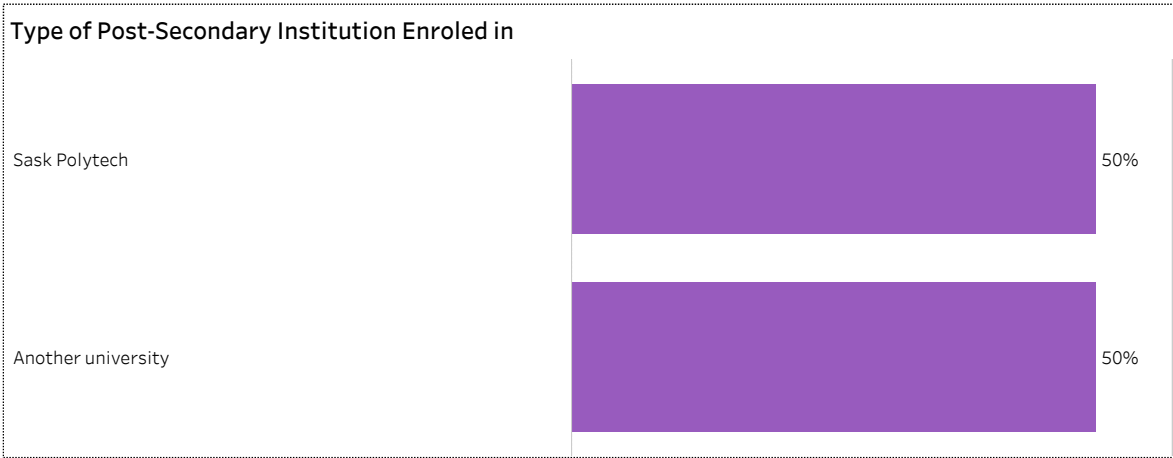
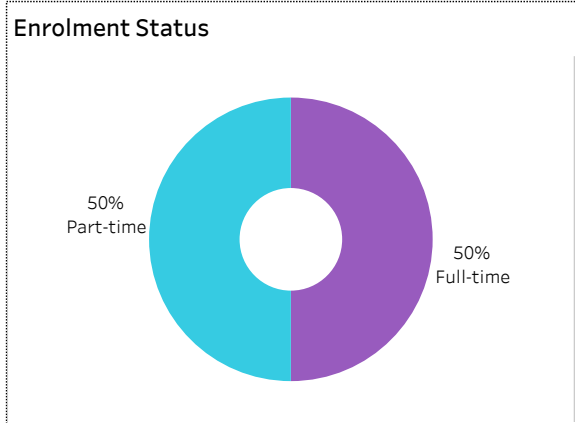
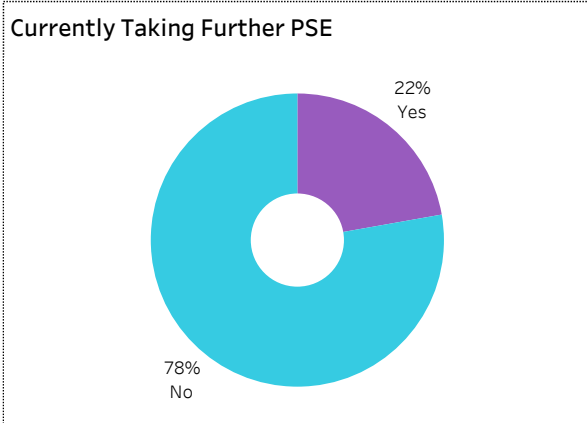


2019-20 Graduate Follow-up Survey Summary of Results (page 5/5) Further Post-Secondary Education



[Click on button to RESET Filters](#)

Number of Respondents: **9**
School: **Construction** | Program: **Leadership Skills** | Credential: **Certificate of Achievement** | Admin Campus: **Saskatoon** | Base/CE: **Con Ed - Sask Polytech Delivered** | Indigenous: **Non-Indigenous**



Among the students who pursued further education, 25% indicated the program was not related to the one they completed at Sask Polytech. Common reasons cited by the graduates who were studying in an unrelated field were to be able to change career choice, to have more/better career choices, and difficulty of finding employment in their previous field of study.

Institutional Research and Analysis



2019-20 Graduate Follow-up Survey Summary of Results (page 1/5) Respondent Profile




[Click on button to RESET Filters](#)

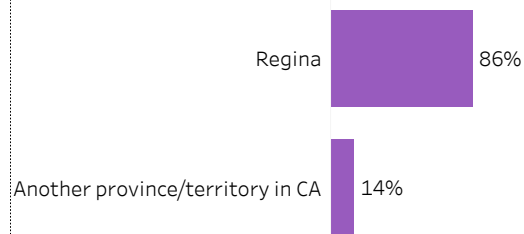
Number of Respondents
7

School: **Construction** | Program: **Plumbing and Pipefitting** | Credential: **Applied Certificate** | Admin Campus: **Regina** | Base/CE: **Con Ed - Sask Polytech Delivered** | Indigenous: **All**

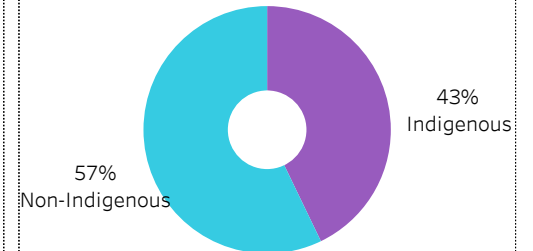
School



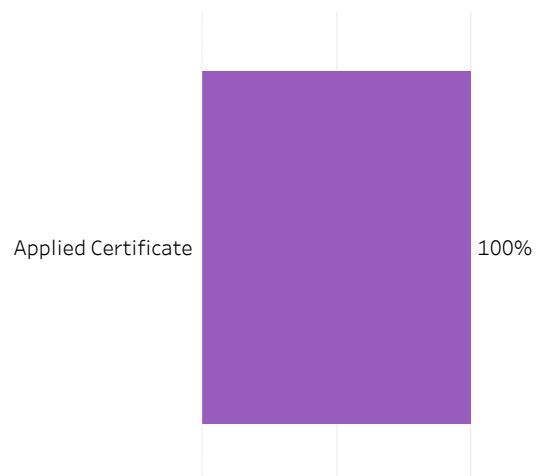
Location of Current Residence



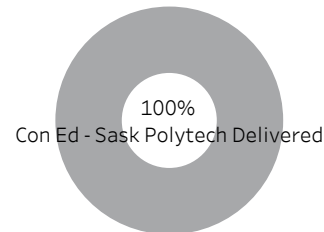
Indigenous Status



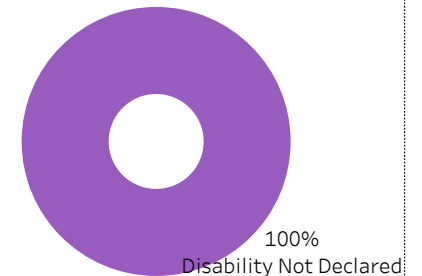
Credentials



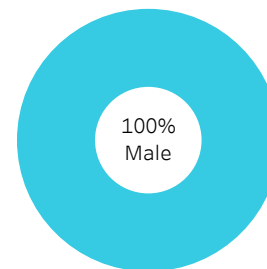
Base/CE



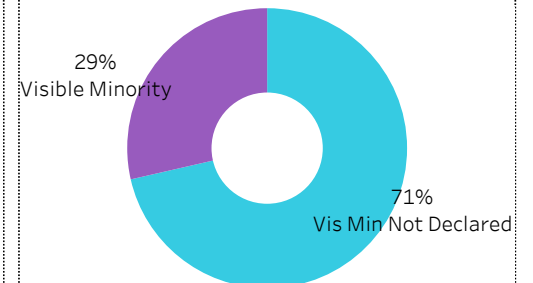
Disability



Gender



Visible Minority





2019-20 Graduate Follow-up Survey Summary of Results (page 2/5) Graduate Employment



[Click on button to RESET Filters](#)

Number of Respondents
7

School: **Construction** | Program: **Plumbing and Pipefitting** | Credential: **Applied Certificate** | Admin Campus: **Regina** | Base/CE: **Con Ed - Sask Polytech Delivered** | Indigenous: **All**

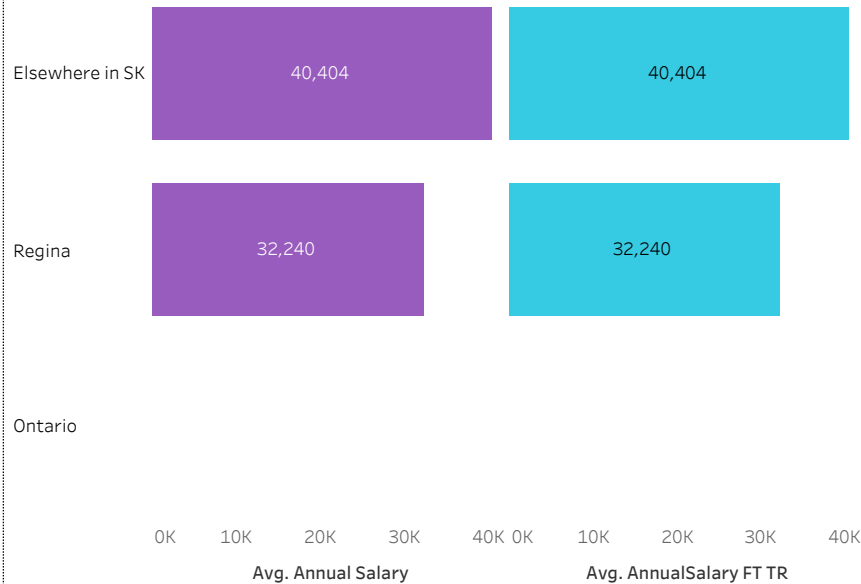
Overall Employment Rate

#Available Workforce	# of Grads Employed	Employment Rate	# of Fulltime Employed Grads	Full-time Employment Rate
5	5	100%	4	80%

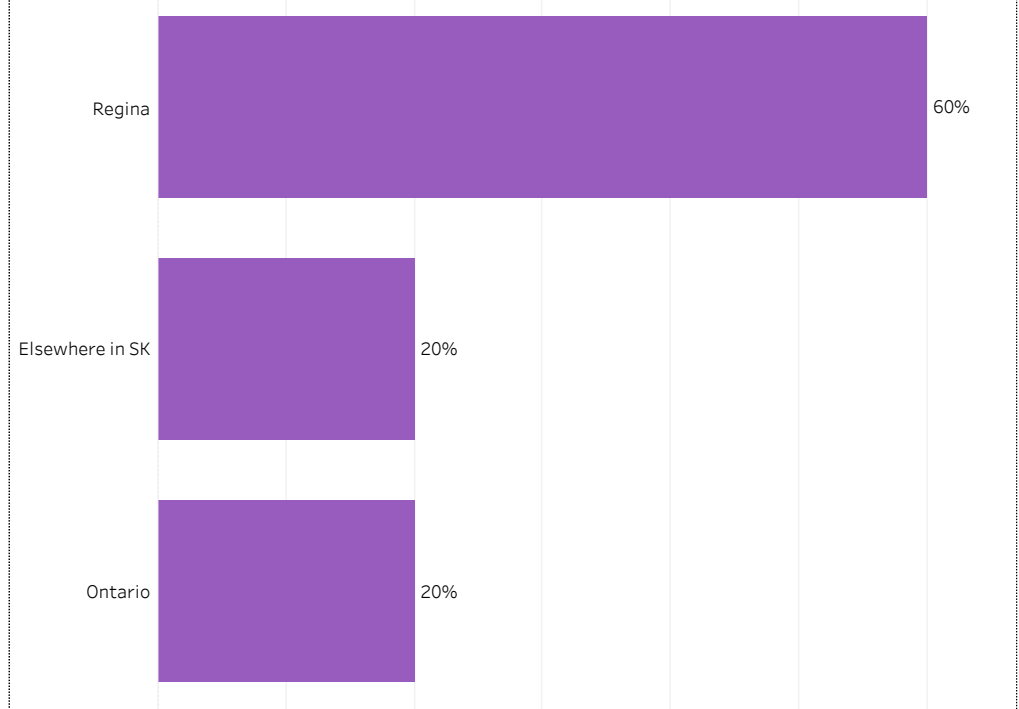
Training Related (TR) Employment

#Available Workforce	# of TR Employed Grads	TR Employment Rate	# of Fulltime TR Employed Grads	Full-time TR Employment Rate
5	4	80%	4	80%

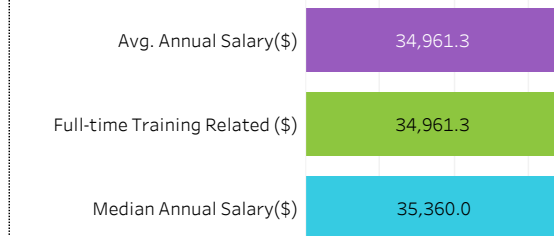
Average Salaries by Location of Employment



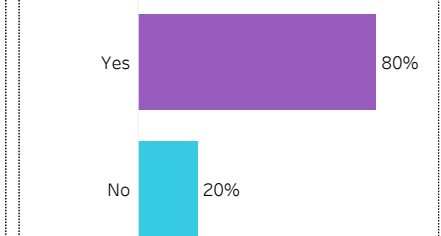
Location of Employment



Average/Median Salary



Relatedness of Job to Training





2019-20 Graduate Follow-up Survey

Summary of Results (page 3/5)

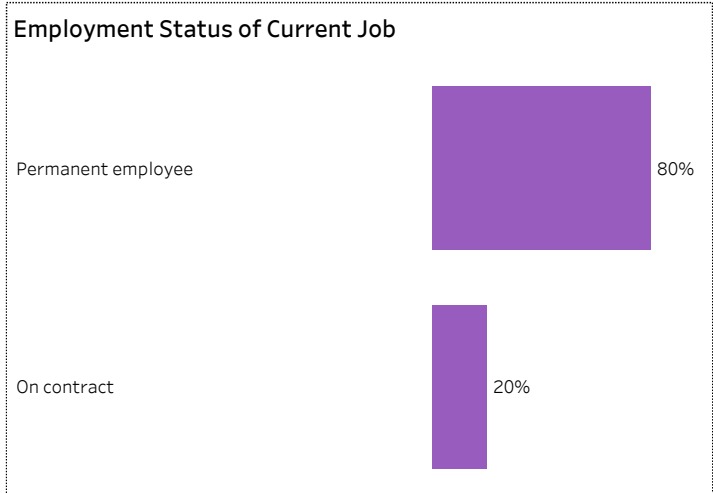
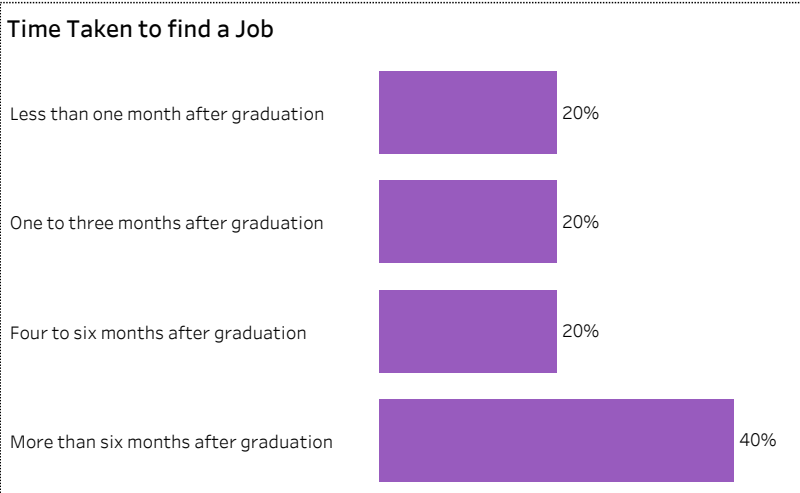
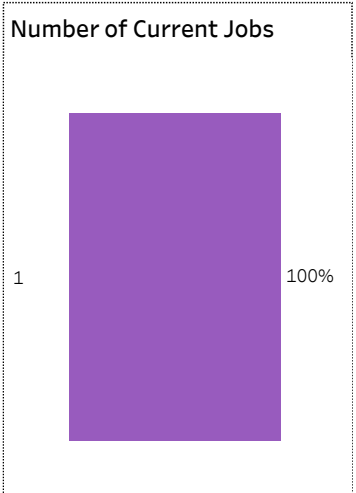
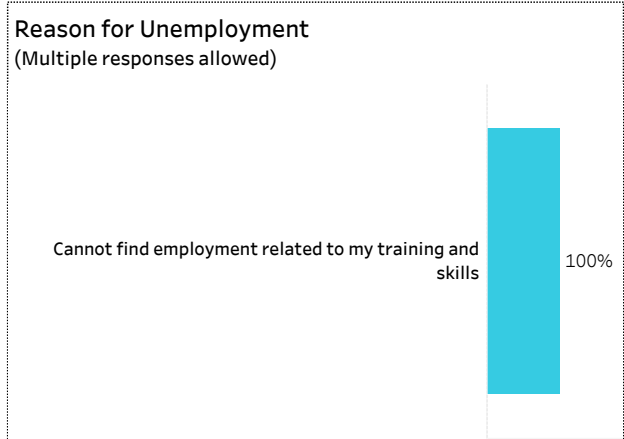
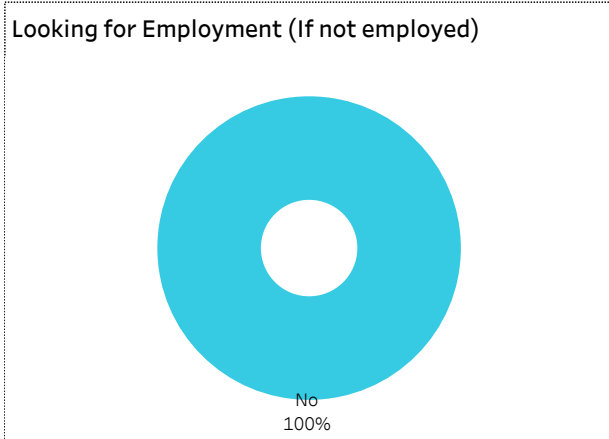
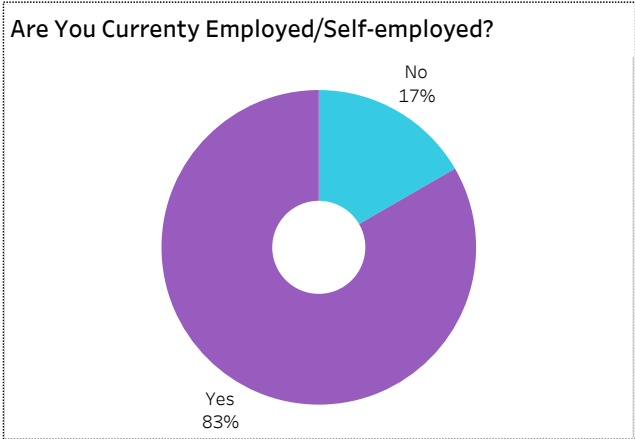
Graduate Employment (continued)



[Click on button to RESET Filters](#)

Number of Respondents: **7**

School: **Construction** | Program: **Plumbing and Pipefitting** | Credential: **Applied Certificate** | Admin Campus: **Regina** | Base/CE: **Con Ed - Sask Polytech Delivered** | Indigenous: **All**





2019-20 Graduate Follow-up Survey Summary of Results (page 4/5) Satisfaction and Program Benefits



Click on button to RESET Filters

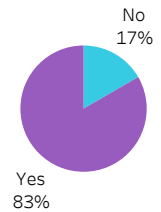
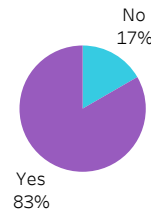
Number of Respondents 7	School: Construction Program: Plumbing and Pipefitting Credential: Applied Certificate Admin Campus: Regina Base/CE: Con Ed - Sask Polytech Delivered Indigenous: All
-----------------------------------	---

Level of Satisfaction	Very Satisfied & Somewhat Satisfied	<ul style="list-style-type: none"> Very satisfied Somewhat satisfied Somewhat dissatisfied Not sure 	Program Benefits	A Great Extent & Some Extent	<ul style="list-style-type: none"> No extent at all Some extent A great extent
------------------------------	-------------------------------------	---	-------------------------	------------------------------	---

Campus activities	100%	71%	29%	Improved earning potential	100%	57%	43%		
Campus facilities	100%	71%	29%		Skills and knowledge relevant in the workplace	100%	71%	29%	
Instruction delivered	86%	71%	14%	14%		Improved employment opportunities	71%	43%	29%
Educational experience at Sask Polytech	86%	71%	14%	14%					
Program	86%	71%	14%	14%					

Satisfaction with Sask Polytech

Are you satisfied with your decision to attend Sask Polytech? Would you recommend Sask Polytech to others? Would you recommend your program to others?



Institutional Research and Analysis

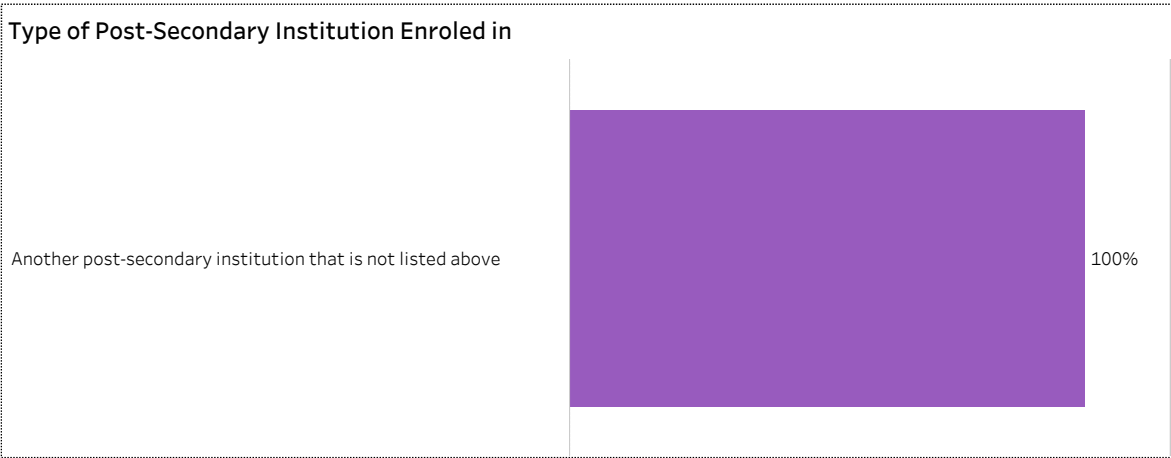
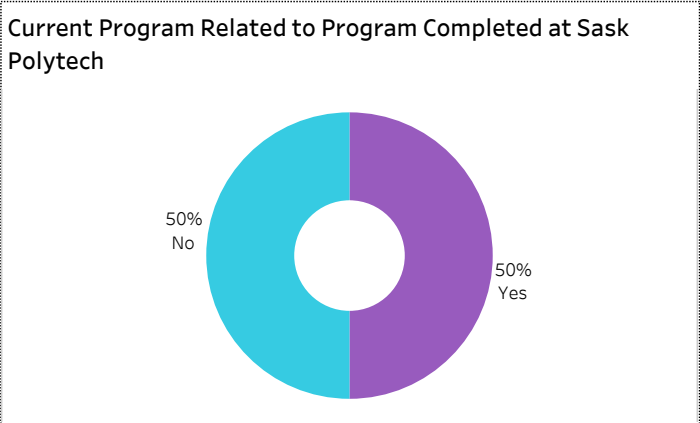
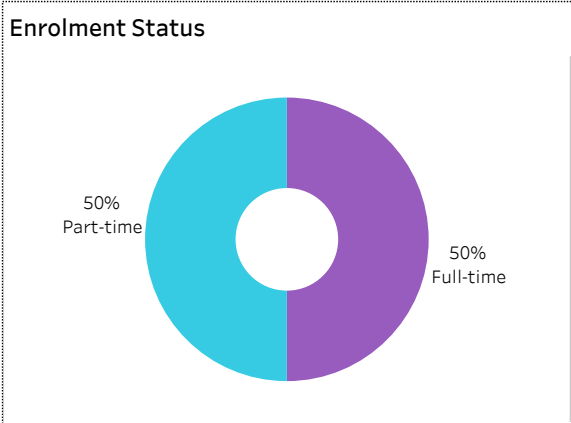
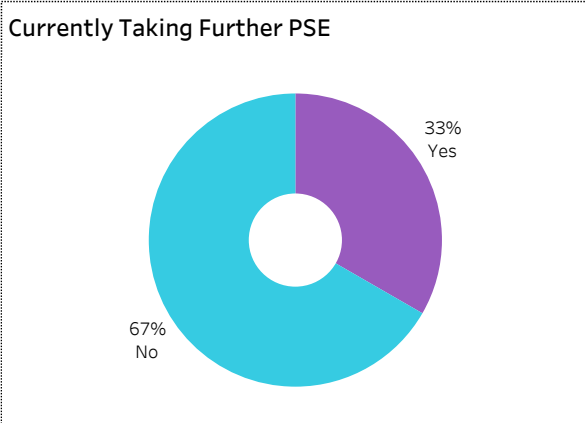


2019-20 Graduate Follow-up Survey Summary of Results (page 5/5) Further Post-Secondary Education



[Click on button to RESET Filters](#)

Number of Respondents: **7**
School: **Construction** | Program: **Plumbing and Pipefitting** | Credential: **Applied Certificate** | Admin Campus: **Regina** | Base/CE: **Con Ed - Sask Polytech Delivered** | Indigenous: **All**



Among the students who pursued further education, 25% indicated the program was not related to the one they completed at Sask Polytech. Common reasons cited by the graduates who were studying in an unrelated field were to be able to change career choice, to have more/better career choices, and difficulty of finding employment in their previous field of study.

Institutional Research and Analysis

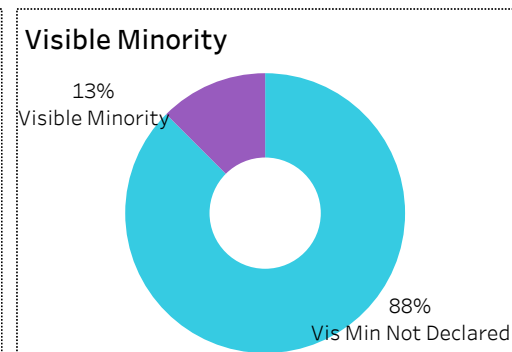
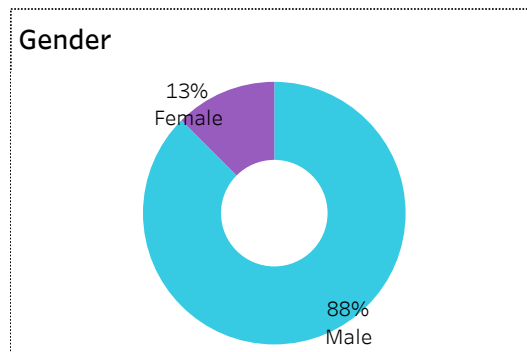
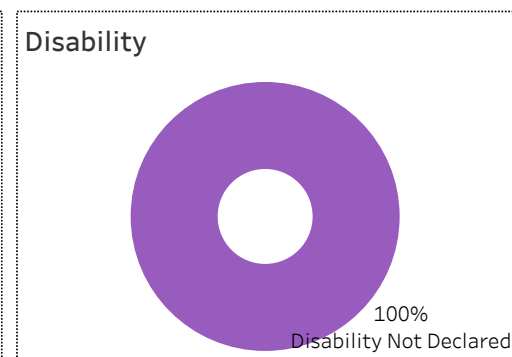

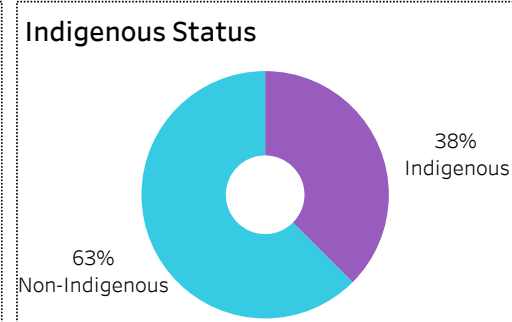
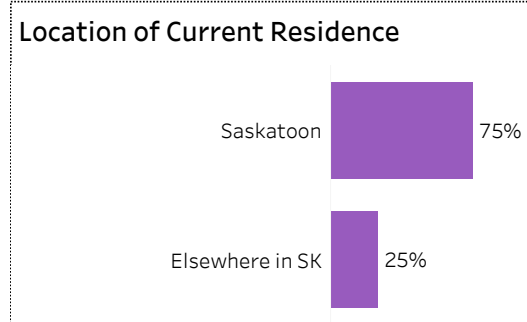
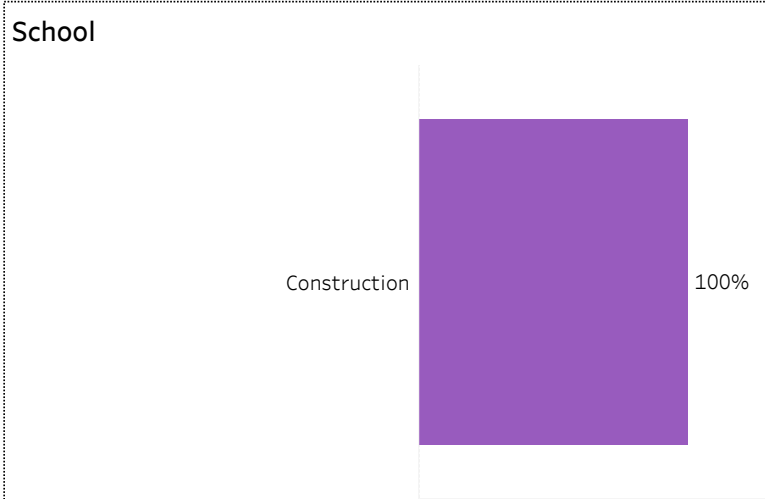


2019-20 Graduate Follow-up Survey Summary of Results (page 1/5) Respondent Profile



[Click on button to RESET Filters](#)

Number of Respondents: **8**
School: **Construction** | Program: **Plumbing and Pipefitting** | Credential: **Applied Certificate** | Admin Campus: **Saskatoon** | Base/CE: **Con Ed - Sask Polytech Delivered** | Indigenous: **All**





2019-20 Graduate Follow-up Survey Summary of Results (page 2/5) Graduate Employment



[Click on button to RESET Filters](#)

Number of Respondents
8

School: **Construction** | Program: **Plumbing and Pipefitting** | Credential: **Applied Certificate** | Admin Campus: **Saskatoon** | Base/CE: **Con Ed - Sask Polytech Delivered** | Indigenous: **All**

Overall Employment Rate

#Available Workforce	# of Grads Employed	Employment Rate	# of Fulltime Employed Grads	Full-time Employment Rate
8	7	88%	6	75%

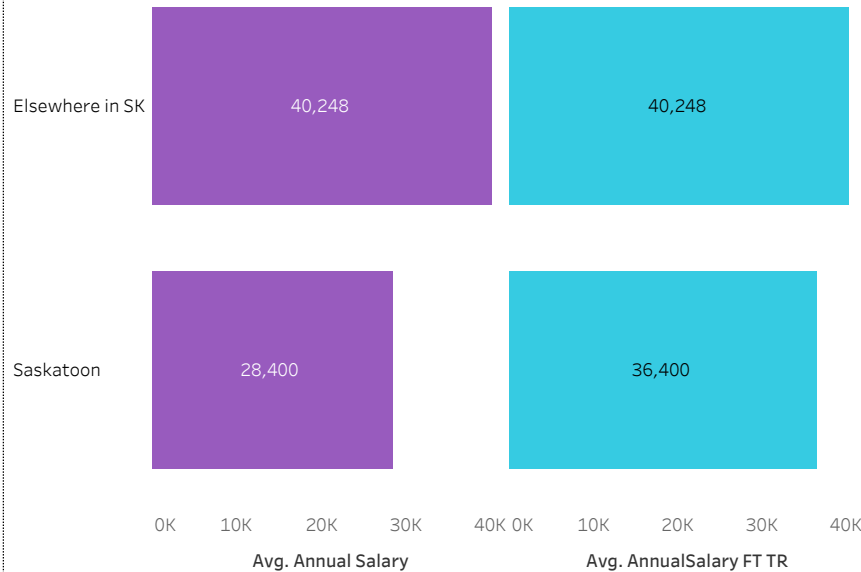
Training Related (TR) Employment

#Available Workforce	# of TR Employed Grads	TR Employment Rate	# of Fulltime TR Employed Grads	Full-time TR Employment Rate
8	4	50%	4	50%

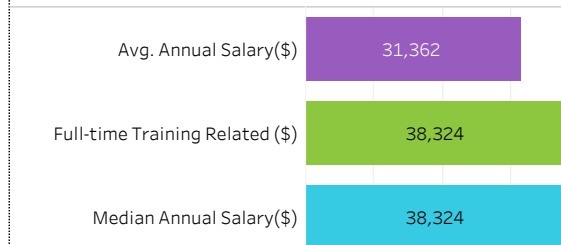
Location of Employment



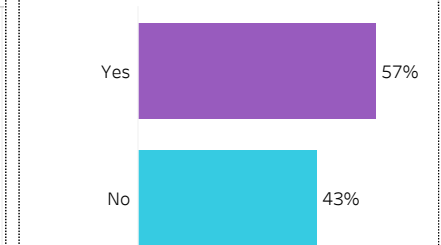
Average Salaries by Location of Employment



Average/Median Salary



Relatedness of Job to Training





2019-20 Graduate Follow-up Survey

Summary of Results (page 3/5)

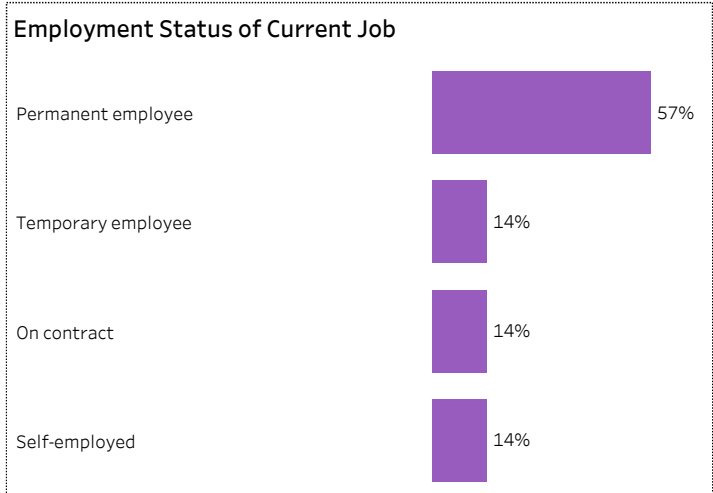
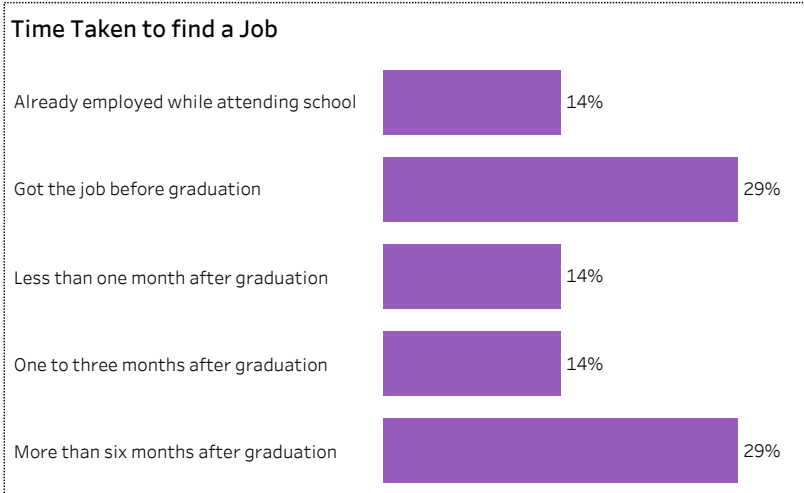
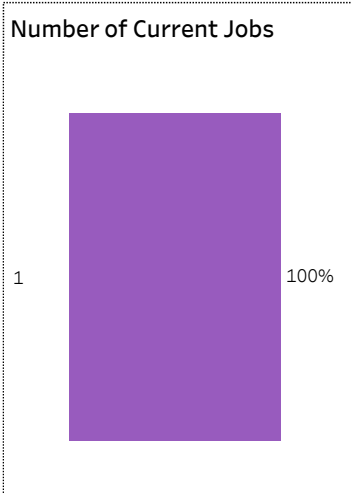
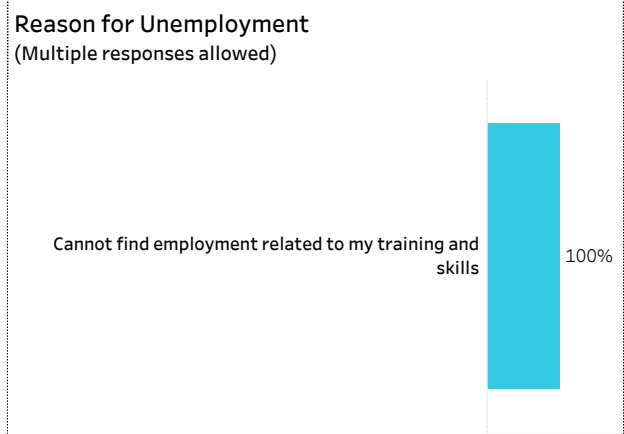
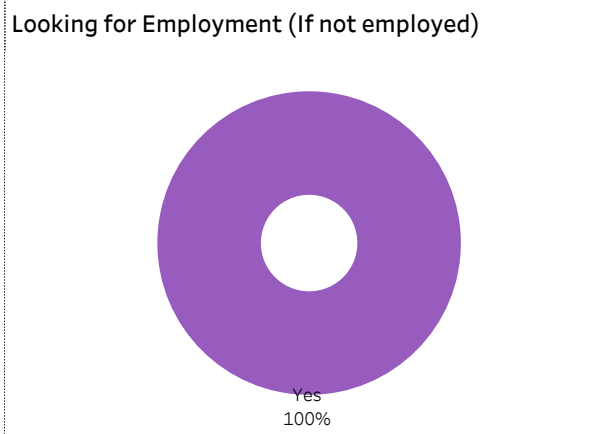
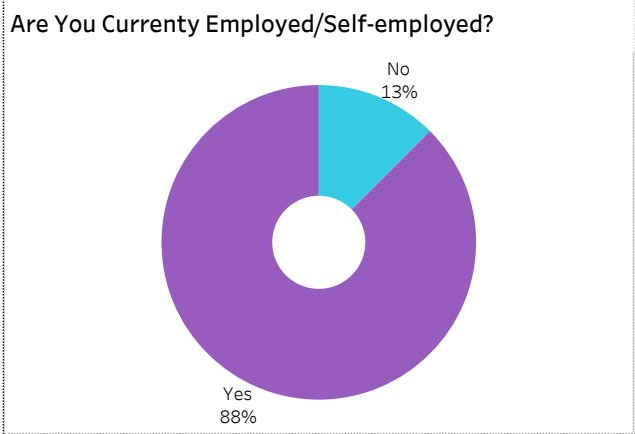
Graduate Employment (continued)



[Click on button to RESET Filters](#)

Number of Respondents: **8**

School: **Construction** | Program: **Plumbing and Pipefitting** | Credential: **Applied Certificate** | Admin Campus: **Saskatoon** | Base/CE: **Con Ed - Sask Polytech Delivered** | Indigenous: **All**





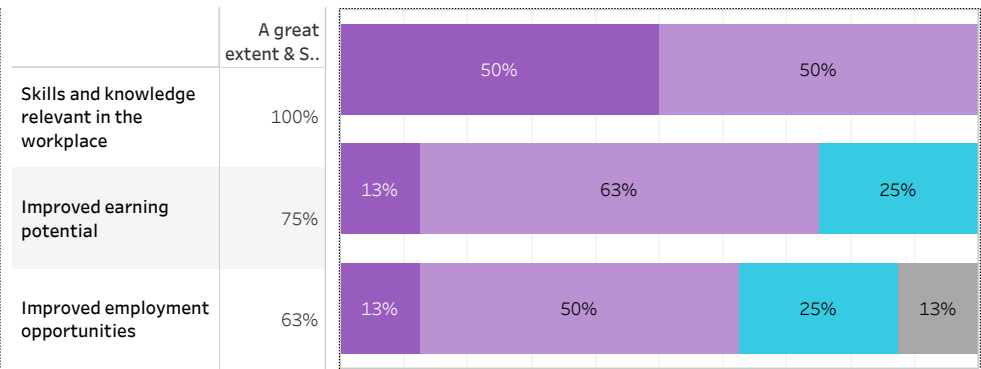
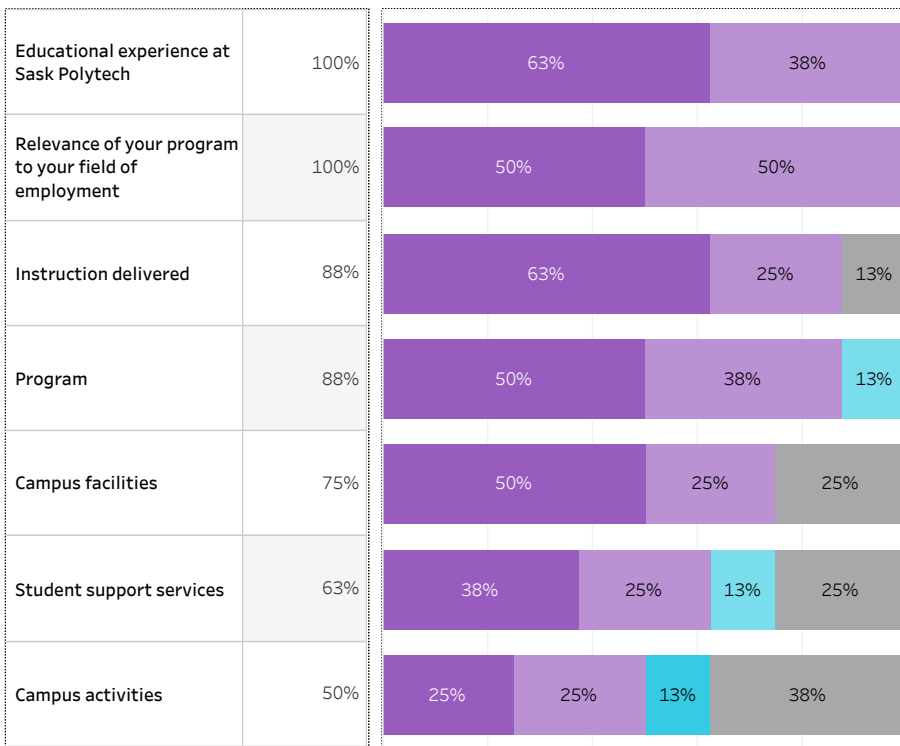
2019-20 Graduate Follow-up Survey Summary of Results (page 4/5) Satisfaction and Program Benefits



Click on button to RESET Filters

Number of Respondents 8	School: Construction Program: Plumbing and Pipefitting Credential: Applied Certificate Admin Campus: Saskatoon Base/CE: Con Ed - Sask Polytech Delivered Indigenous: All
-----------------------------------	--

Level of Satisfaction	Very Satisfied & Somewhat Satisfied	<ul style="list-style-type: none"> Very satisfied Somewhat satisfied Very dissatisfied Somewhat dissatisfied Not sure 	Program Benefits	<ul style="list-style-type: none"> A Great Extent & Some Extent Not sure No extent at all Some extent A great extent
-----------------------	-------------------------------------	--	------------------	---



Satisfaction with Sask Polytech

Are you satisfied with your decision to attend Sask Polytech? | Would you recommend Sask Polytech to others? | Would you recommend your program to others?



Institutional Research and Analysis

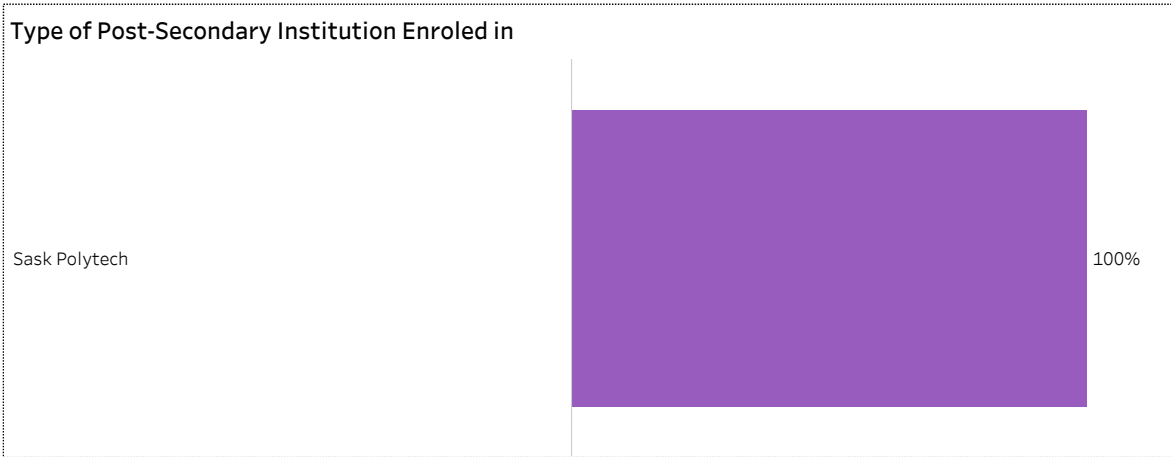
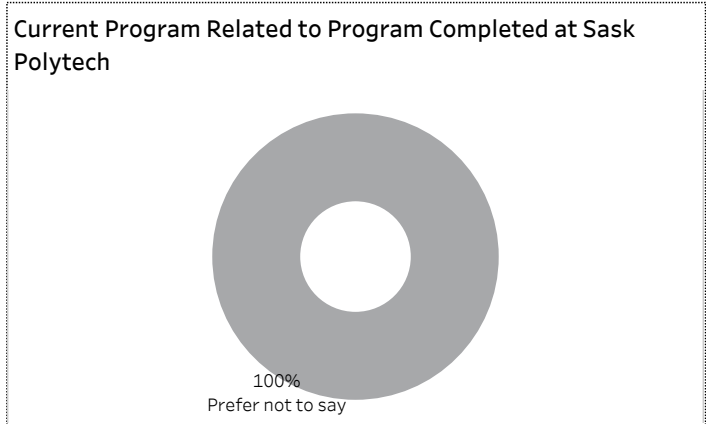
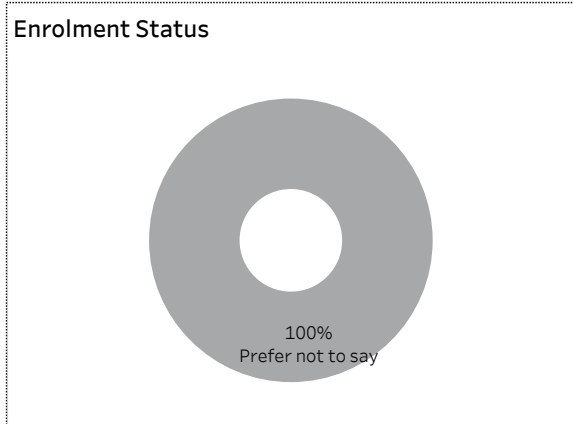
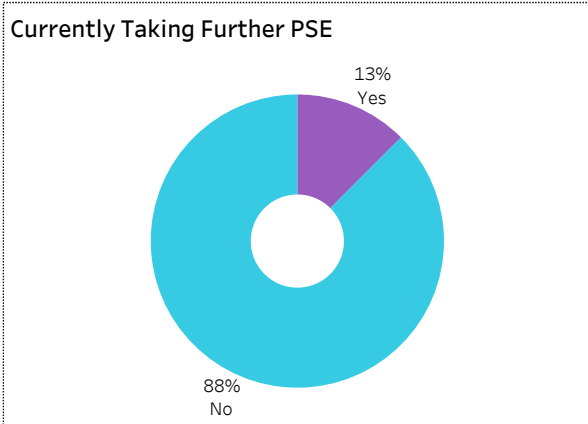


2019-20 Graduate Follow-up Survey Summary of Results (page 5/5) Further Post-Secondary Education



[Click on button to RESET Filters](#)

Number of Respondents: **8** | School: **Construction** | Program: **Plumbing and Pipefitting** | Credential: **Applied Certificate** | Admin Campus: **Saskatoon** | Base/CE: **Con Ed - Sask Polytech Delivered** | Indigenous: **All**



Among the students who pursued further education, 25% indicated the program was not related to the one they completed at Sask Polytech. Common reasons cited by the graduates who were studying in an unrelated field were to be able to change career choice, to have more/better career choices, and difficulty of finding employment in their previous field of study.

Institutional Research and Analysis



2019-20 Graduate Follow-up Survey Summary of Results (page 1/5) Respondent Profile




[Click on button to RESET Filters](#)

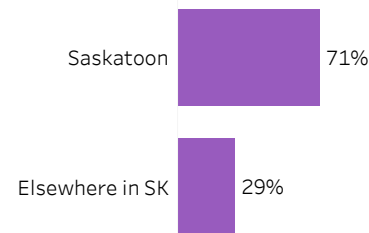
Number of Respondents
7

School: **Construction** | Program: **Refrigeration/Air Conditioning** | Credential: **Certificate** | Admin Campus:
Saskatoon | Base/CE: **Base** | Indigenous: **All**

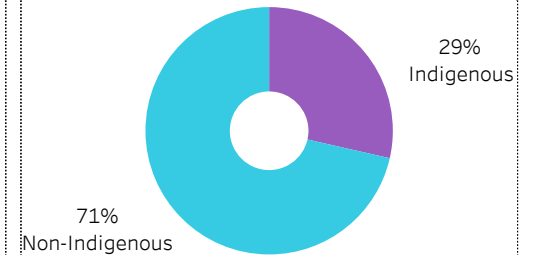
School



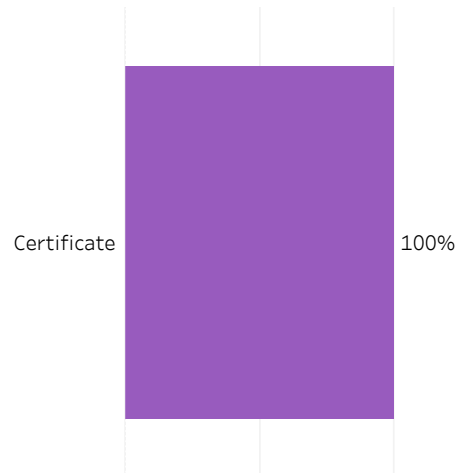
Location of Current Residence



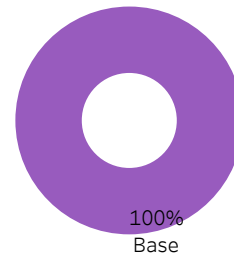
Indigenous Status



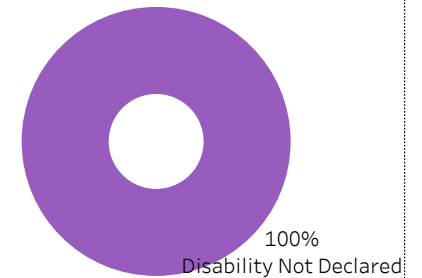
Credentials



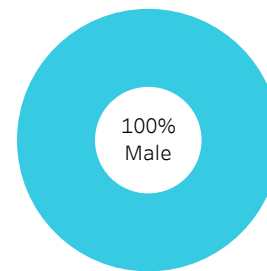
Base/CE



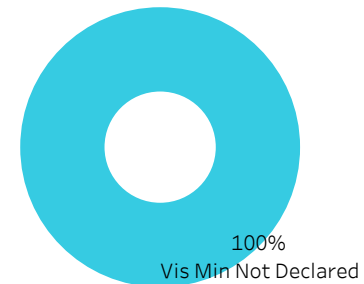
Disability



Gender



Visible Minority





2019-20 Graduate Follow-up Survey Summary of Results (page 2/5) Graduate Employment



[Click on button to RESET Filters](#)

Number of Respondents
7

School: **Construction** | Program: **Refrigeration/Air Conditioning** | Credential: **Certificate** | Admin Campus: **Saskatoon** | Base/CE: **Base** |
Indigenous: **All**

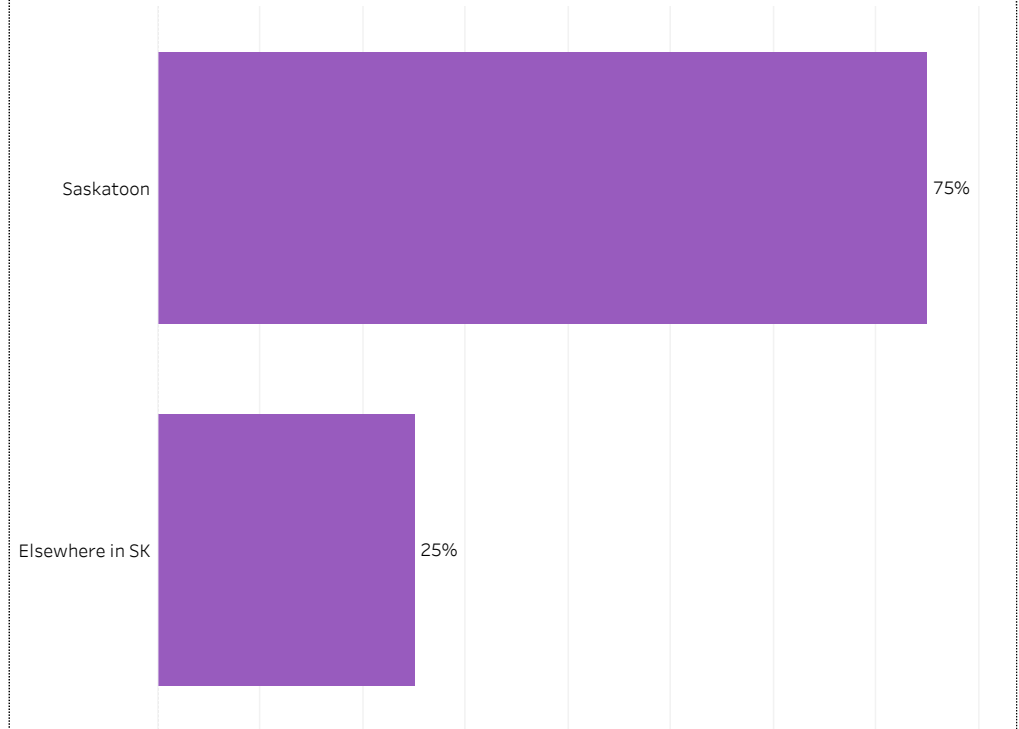
Overall Employment Rate

#Available Workforce	# of Grads Employed	Employment Rate	# of Fulltime Employed Grads	Full-time Employment Rate
5	4	80%	3	60%

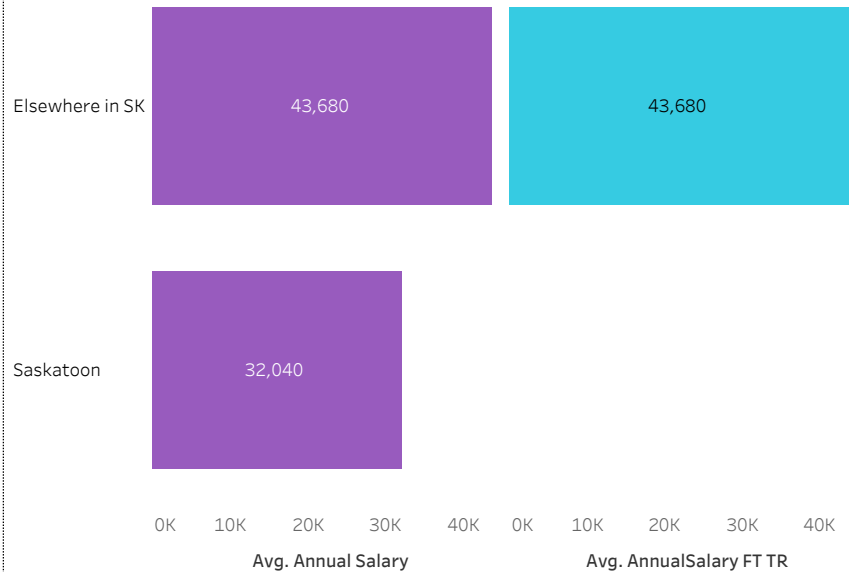
Training Related (TR) Employment

#Available Workforce	# of TR Employed Grads	TR Employment Rate	# of Fulltime TR Employed Grads	Full-time TR Employment Rate
5	1	20%	1	20%

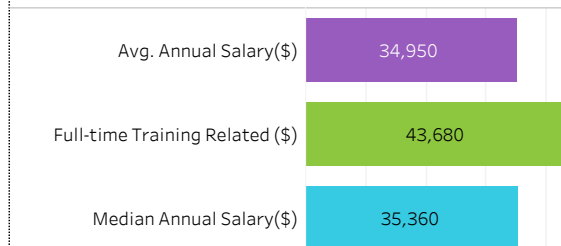
Location of Employment



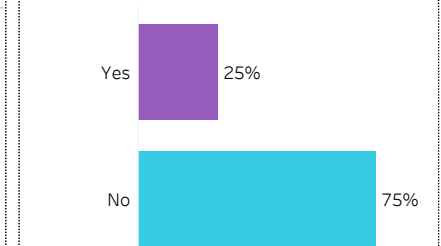
Average Salaries by Location of Employment



Average/Median Salary



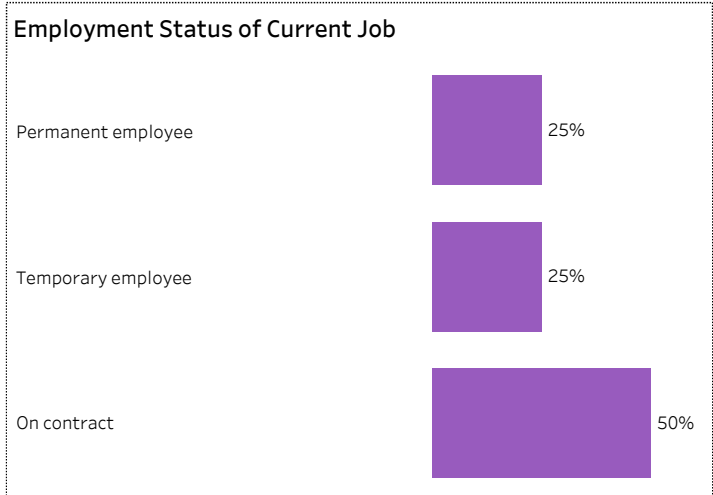
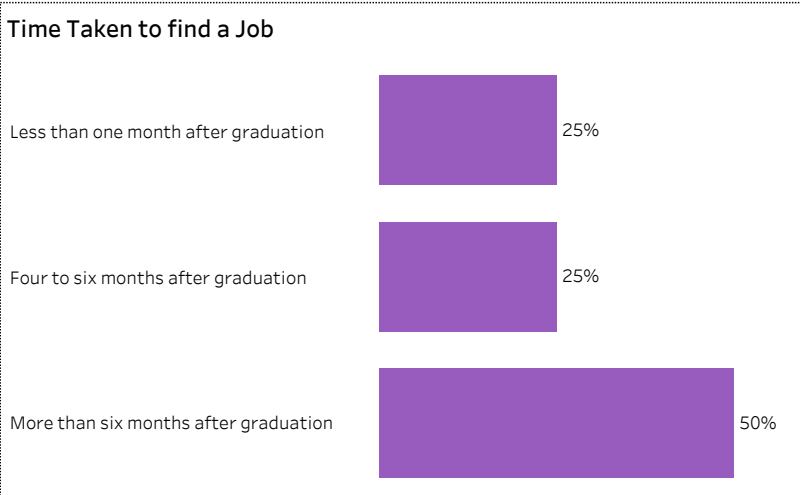
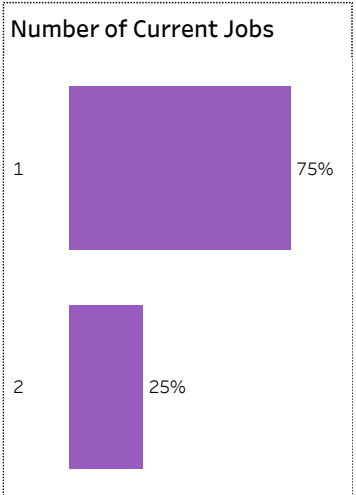

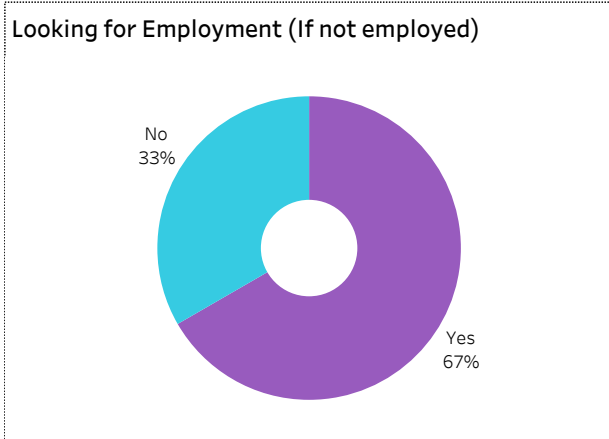
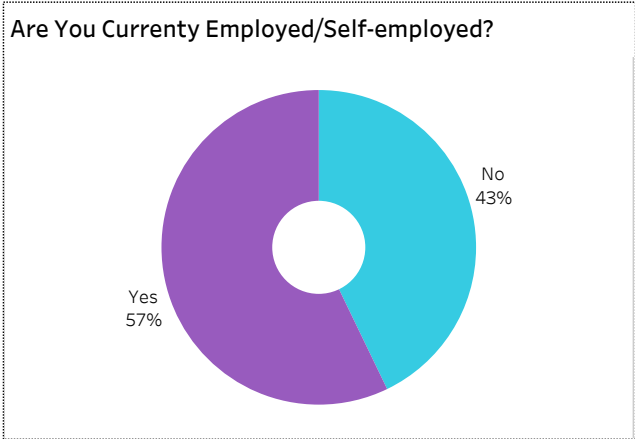
Relatedness of Job to Training





[Click on button to RESET Filters](#)

Number of Respondents **7** | School: **Construction** | Program: **Refrigeration/Air Conditioning** | Credential: **Certificate** | Admin Campus: **Saskatoon** | Base/CE: **Base**
 | Indigenous: **All**





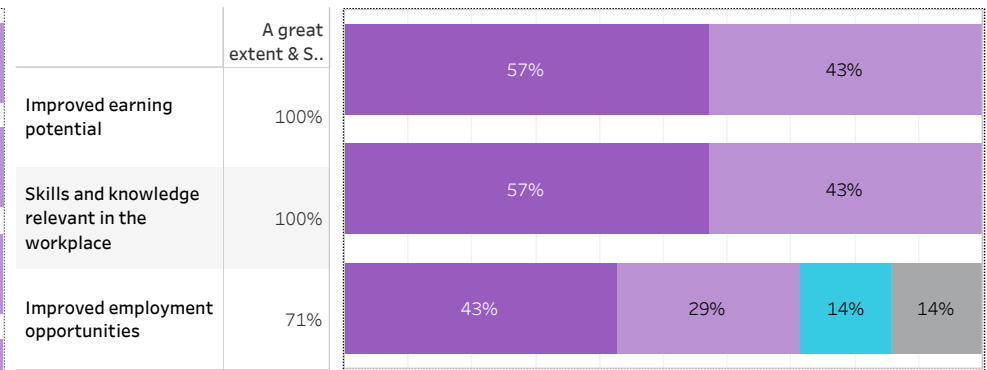
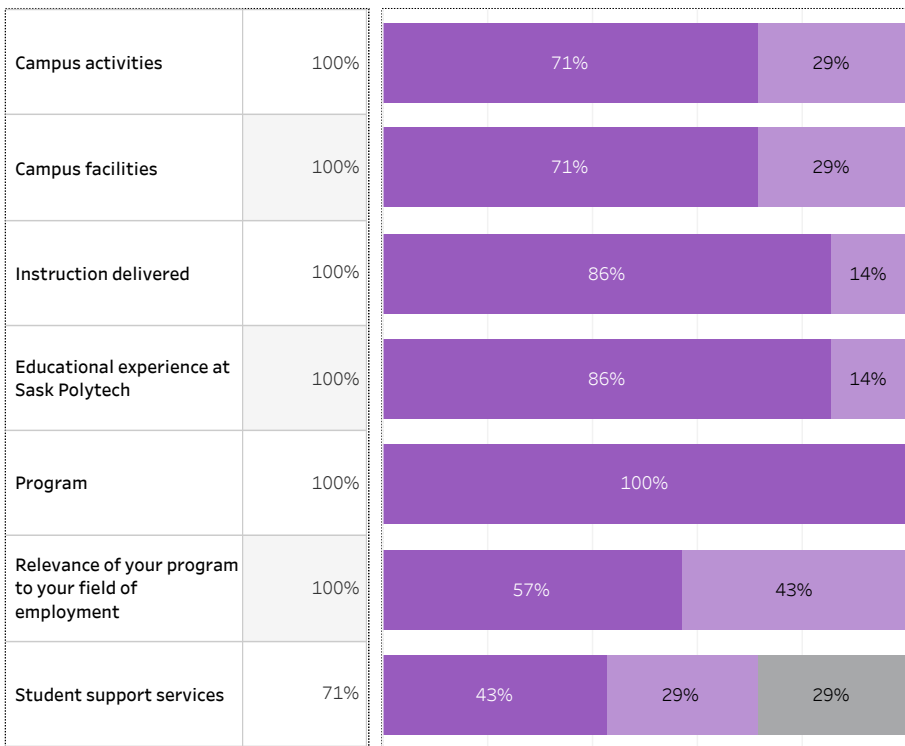
2019-20 Graduate Follow-up Survey Summary of Results (page 4/5) Satisfaction and Program Benefits



Click on button to RESET Filters

Number of Respondents 7	School: Construction Program: Refrigeration/Air Conditioning Credential: Certificate Admin Campus: Saskatoon Base/CE: Base Indigenous: All
-----------------------------------	---

Level of Satisfaction	Very Satisfied & Somewhat Satisfied	<ul style="list-style-type: none"> Very satisfied Somewhat satisfied Not sure 	Program Benefits	A Great Extent & Some Extent	<ul style="list-style-type: none"> Not applicable No extent at all Some extent A great extent
------------------------------	-------------------------------------	--	-------------------------	------------------------------	---



Satisfaction with Sask Polytech



Institutional Research and Analysis

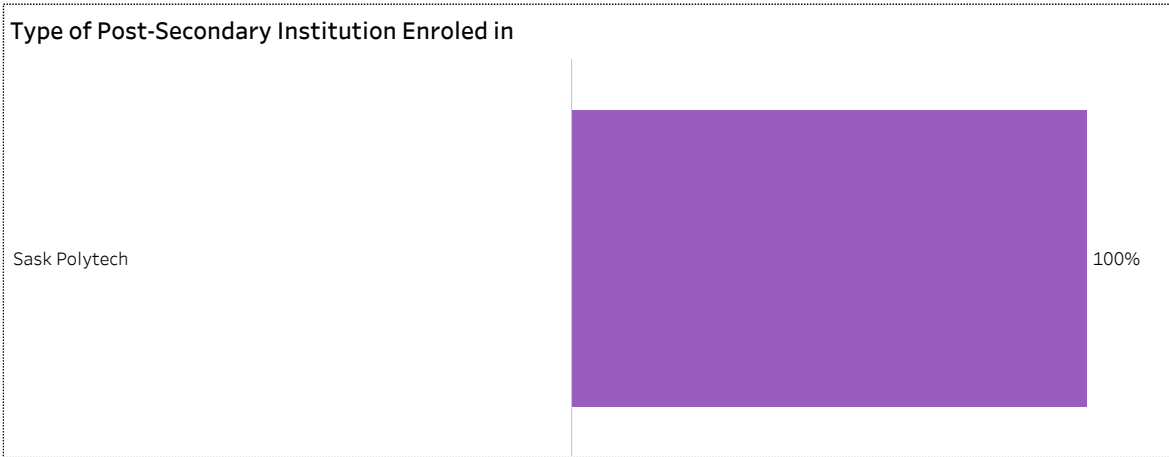
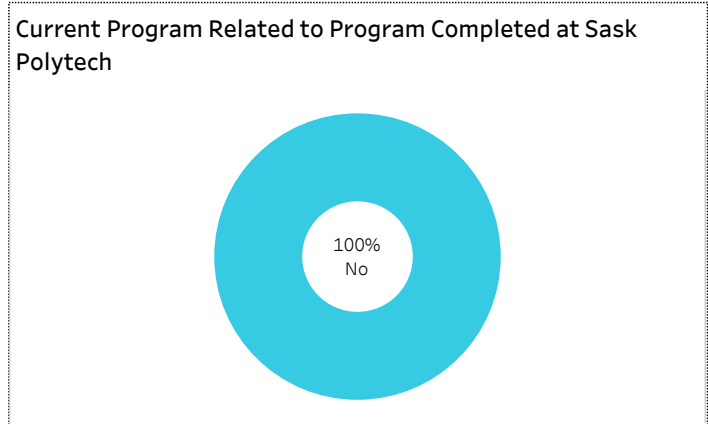
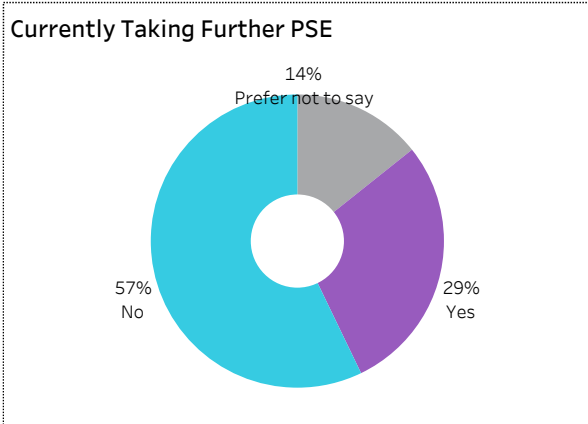


2019-20 Graduate Follow-up Survey Summary of Results (page 5/5) Further Post-Secondary Education



[Click on button to RESET Filters](#)

Number of Respondents 7	School: Construction Program: Refrigeration/Air Conditioning Credential: Certificate Admin Campus: Saskatoon Base/CE: Base Indigenous: All
-----------------------------------	---



Among the students who pursued further education, 25% indicated the program was not related to the one they completed at Sask Polytech. Common reasons cited by the graduates who were studying in an unrelated field were to be able to change career choice, to have more/better career choices, and difficulty of finding employment in their previous field of study.

Institutional Research and Analysis



School of Health Sciences



2019-20 Graduate Follow-up Survey Summary of Results (page 1/5) Respondent Profile

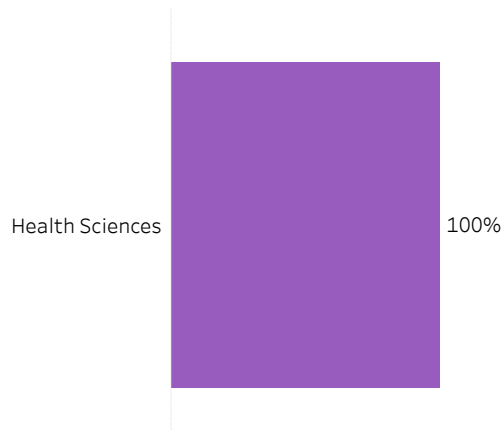


[Click on button to RESET Filters](#)

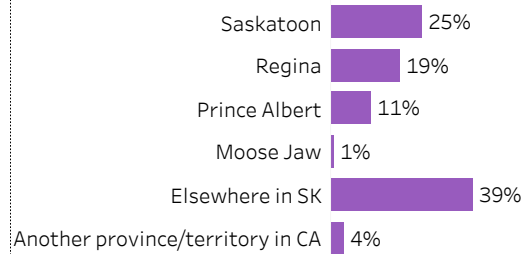
Number of Respondents
358

School: **Health Sciences** | Program: **All** | Credential: **All** | Admin Campus: **All** | Base/CE: **All** | Indigenous: **All**

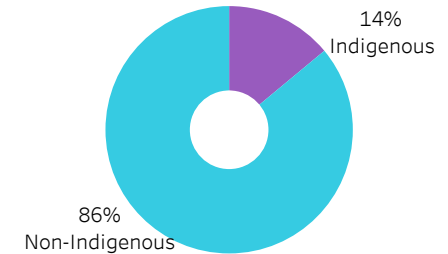
School



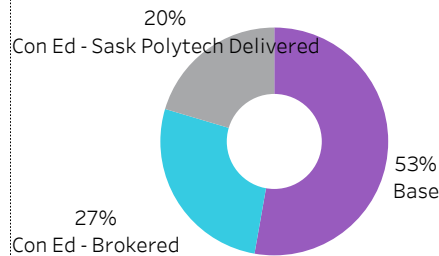
Location of Current Residence



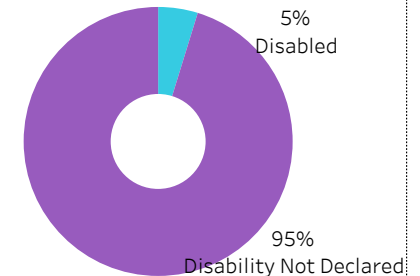
Indigenous Status



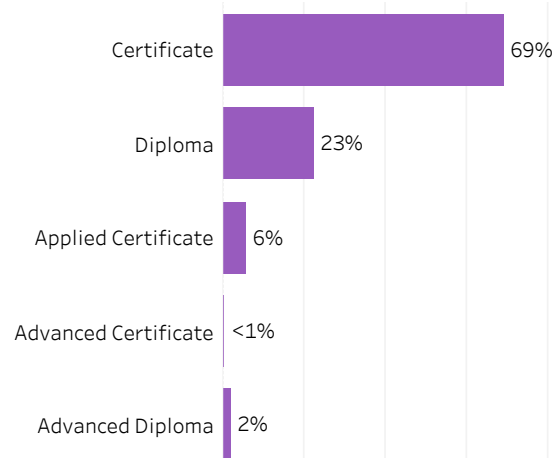
Base/CE



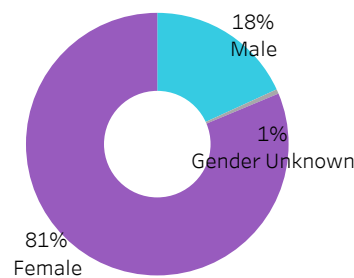
Disability



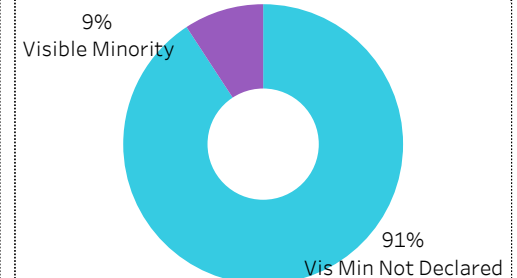
Credentials



Gender



Visible Minority





2019-20 Graduate Follow-up Survey Summary of Results (page 2/5) Graduate Employment



[Click on button to RESET Filters](#)

Number of Respondents
358

School: **Health Sciences** | Program: **All** | Credential: **All** | Admin Campus: **All** | Base/CE: **All** | Indigenous: **All**

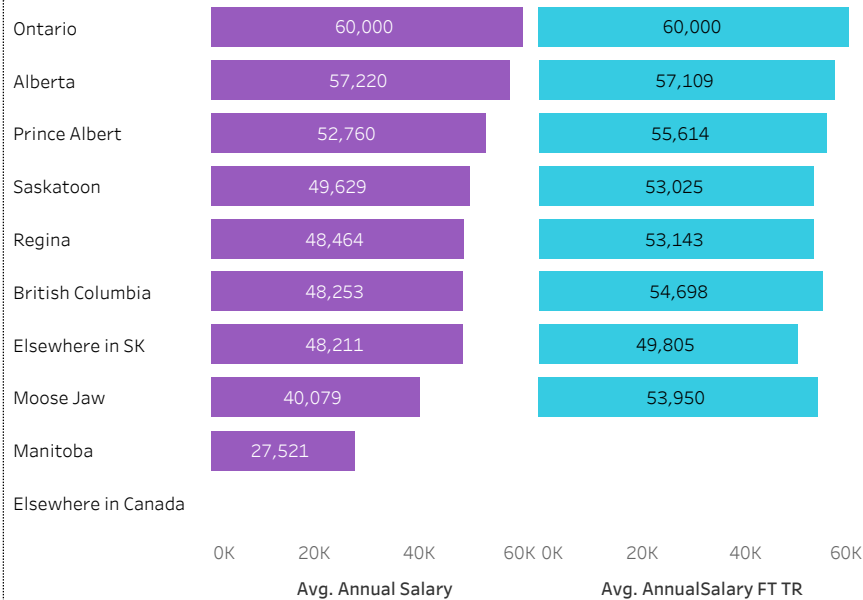
Overall Employment Rate

#Available Workforce	# of Grads Employed	Employment Rate	# of Fulltime Employed Grads	Full-time Employment Rate
337	335	99%	298	88%

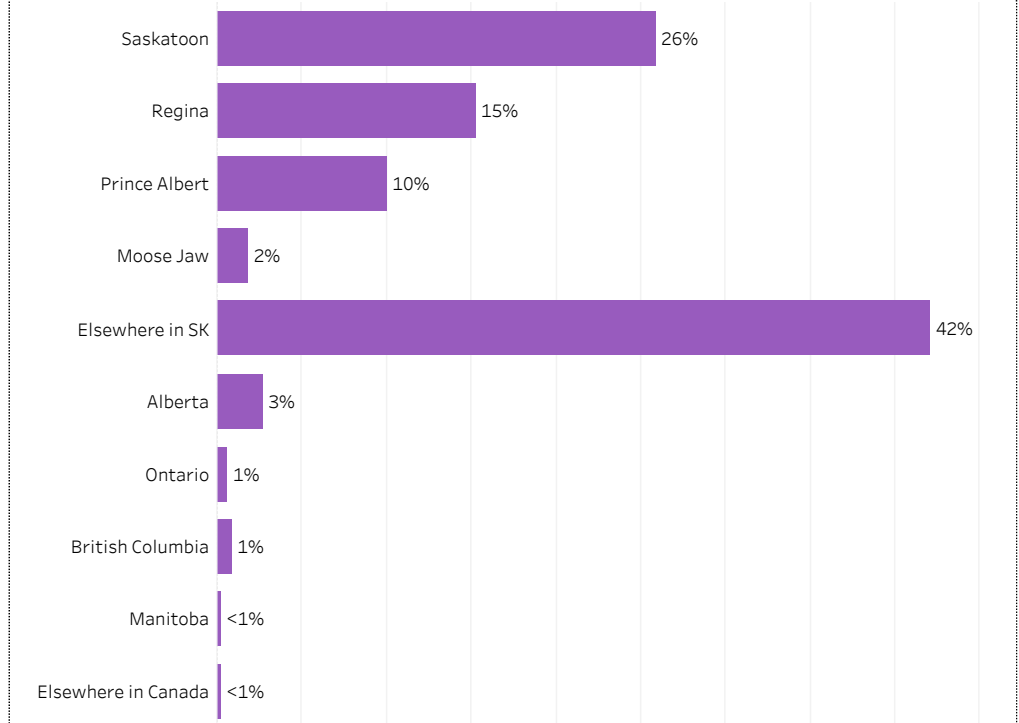
Training Related (TR) Employment

#Available Workforce	# of TR Employed Grads	TR Employment Rate	# of Fulltime TR Employed Grads	Full-time TR Employment Rate
337	300	89%	268	80%

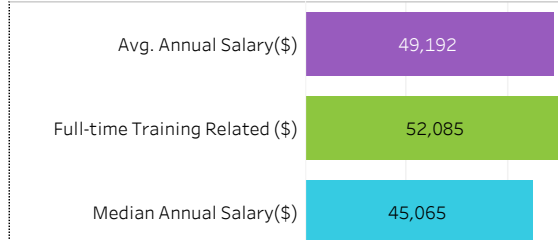
Average Salaries by Location of Employment



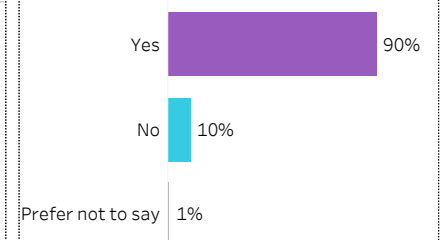
Location of Employment



Average/Median Salary



Relatedness of Job to Training



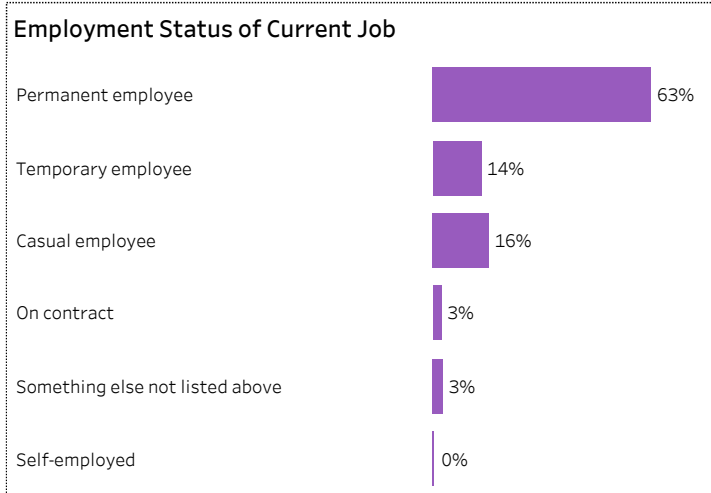
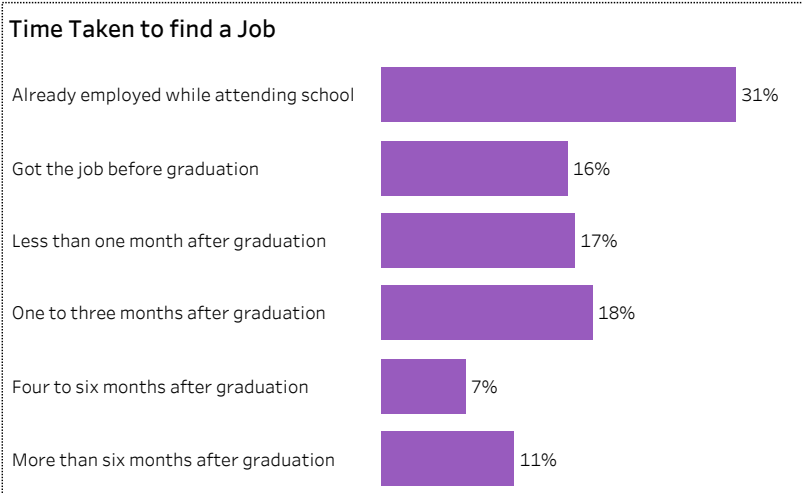
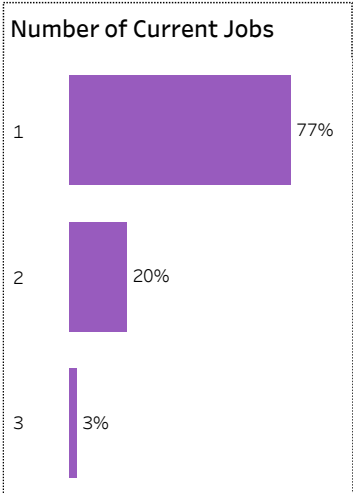

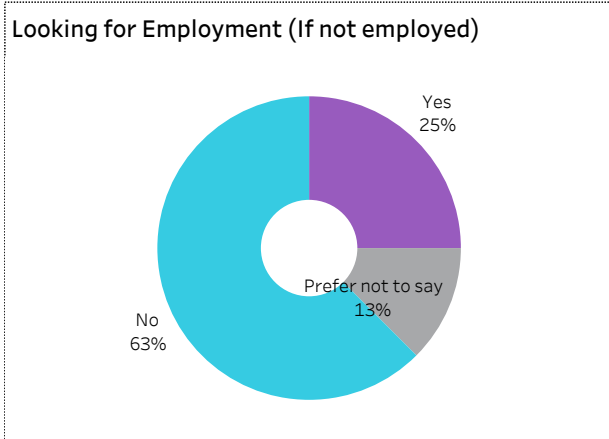
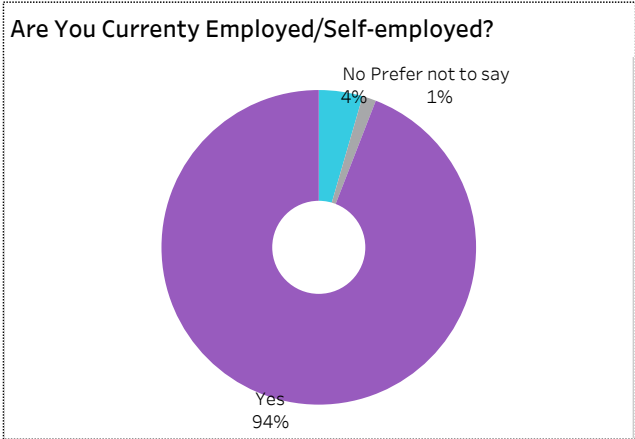


2019-20 Graduate Follow-up Survey Summary of Results (page 3/5) Graduate Employment (continued)



[Click on button to RESET Filters](#)

Number of Respondents **358** | School: **Health Sciences** | Program: **All** | Credential: **All** | Admin Campus: **All** | Base/CE: **All** | Indigenous: **All**





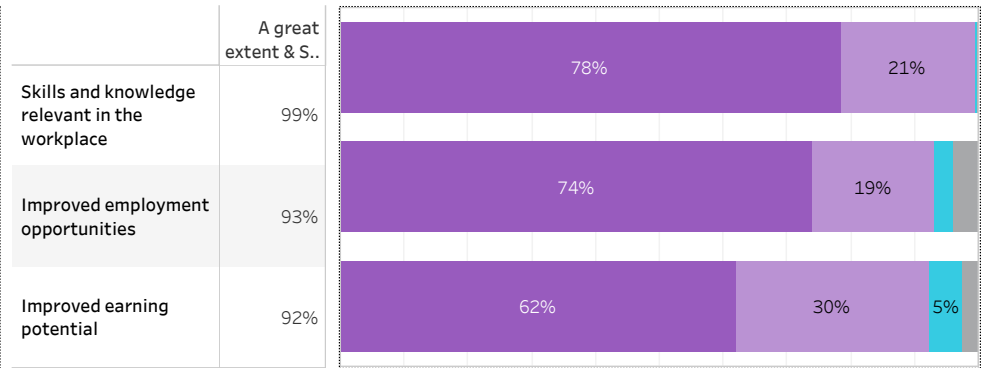
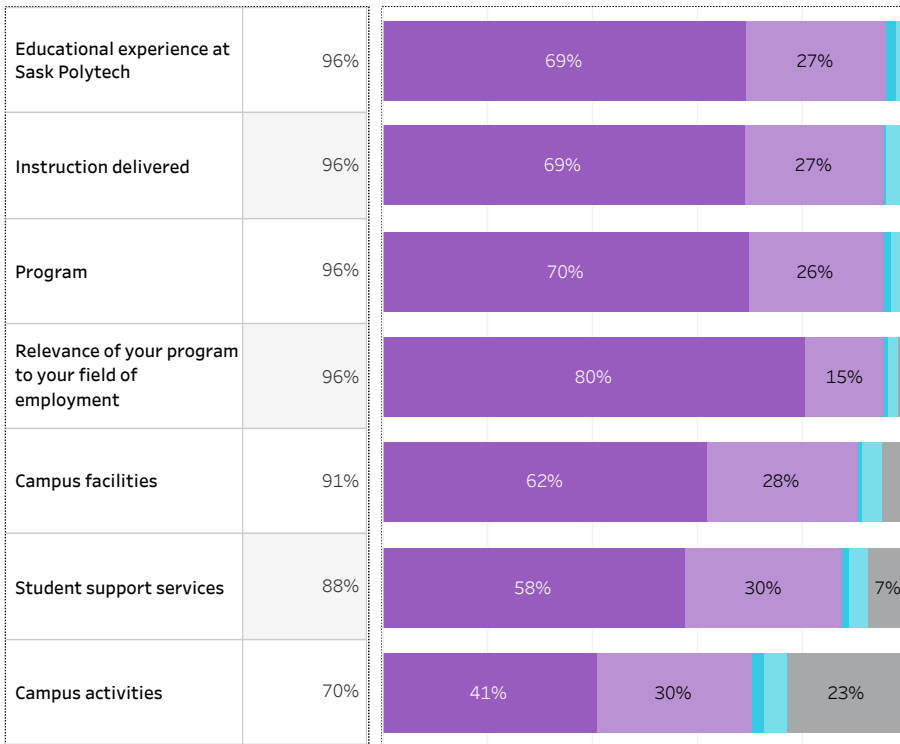
2019-20 Graduate Follow-up Survey Summary of Results (page 4/5) Satisfaction and Program Benefits



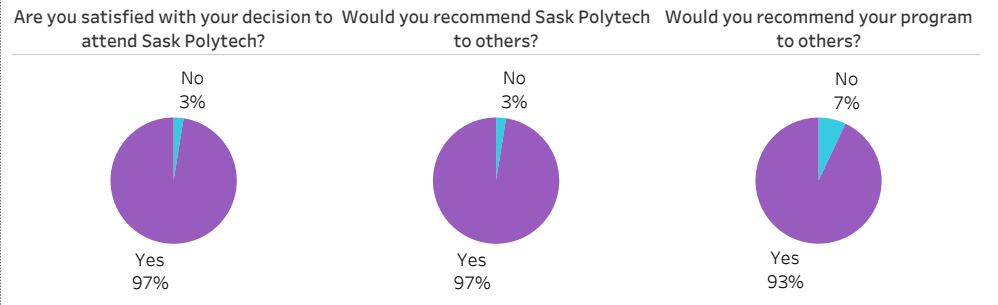
[Click on button to RESET Filters](#)

Number of Respondents 358	School: Health Sciences Program: All Credential: All Admin Campus: All Base/CE: All Indigenous: All
--	---

Level of Satisfaction	Very Satisfied & Somewhat Satisfied	Very satisfied Somewhat satisfied Very dissatisfied Somewhat dissatisfied	Not sure	Program Benefits	A Great Extent & Some Extent A Great Extent Some Extent No extent at all Not sure	A great extent Some extent No extent at all Not applicable Not sure
-----------------------	-------------------------------------	--	----------	------------------	---	---



Satisfaction with Sask Polytech



Institutional Research and Analysis

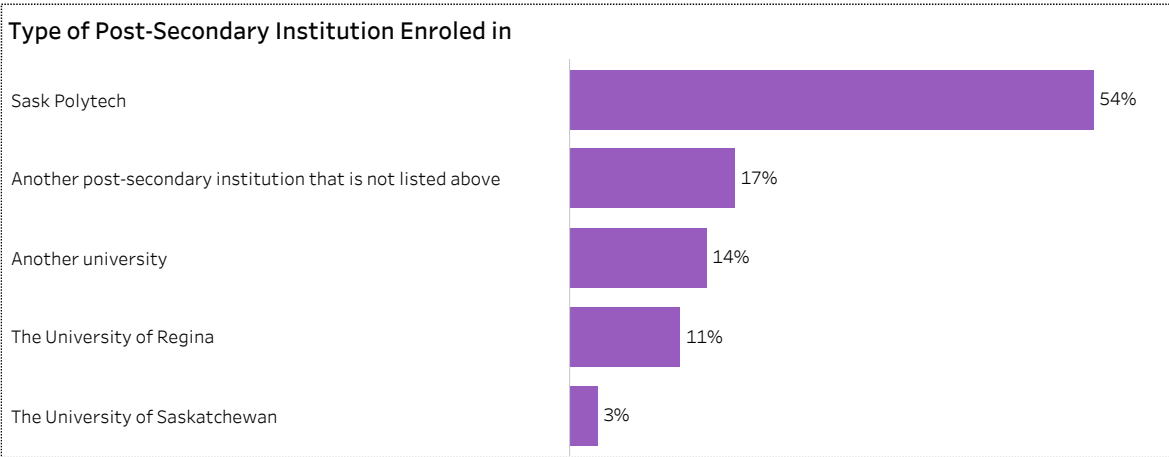
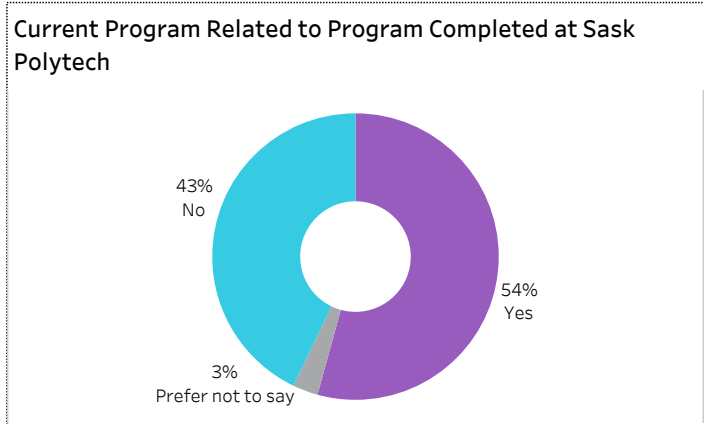
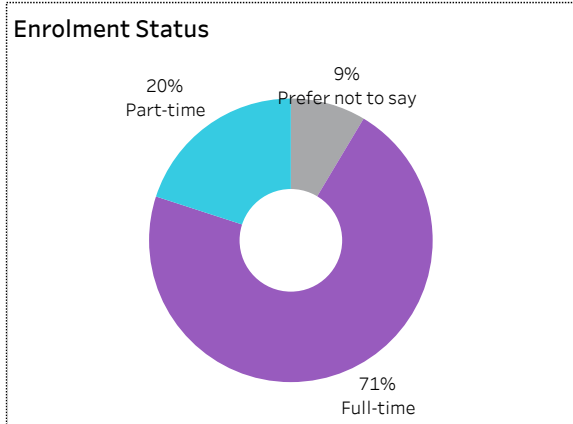
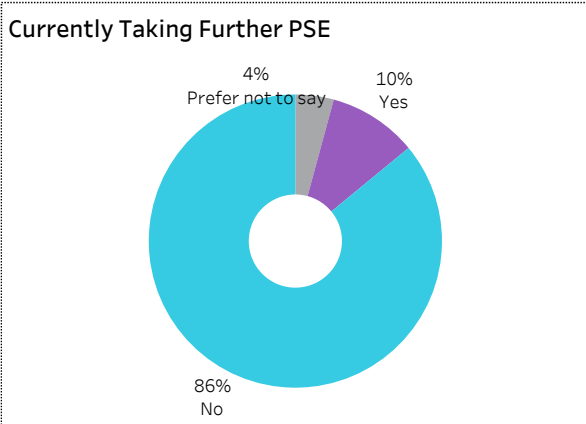


2019-20 Graduate Follow-up Survey Summary of Results (page 5/5) Further Post-Secondary Education



[Click on button to RESET Filters](#)

Number of Respondents **358** | School: **Health Sciences** | Program: **All** | Credential: **All** | Admin Campus: **All** | Base/CE: **All** | Indigenous: **All**



Among the students who pursued further education, 25% indicated the program was not related to the one they completed at Sask Polytech. Common reasons cited by the graduates who were studying in an unrelated field were to be able to change career choice, to have more/better career choices, and difficulty of finding employment in their previous field of study.

Institutional Research and Analysis



2019-20 Graduate Follow-up Survey Summary of Results (page 1/5) Respondent Profile

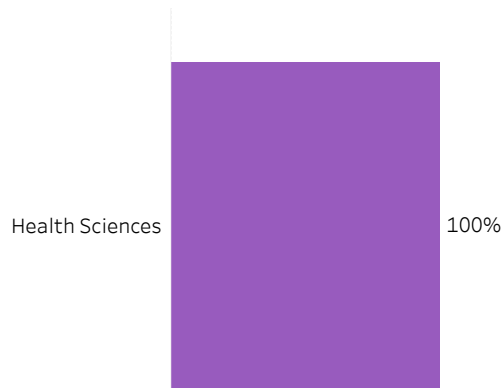


[Click on button to RESET Filters](#)


Number of Respondents
189

School: **Health Sciences** | Program: **All** | Credential: **All** | Admin Campus: **All** | Base/CE: **Base** | Indigenous: **All**

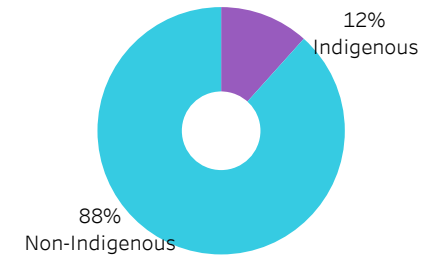
School



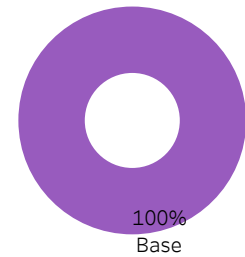
Location of Current Residence



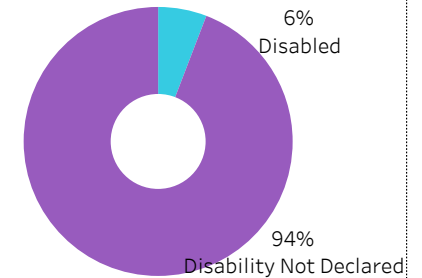
Indigenous Status



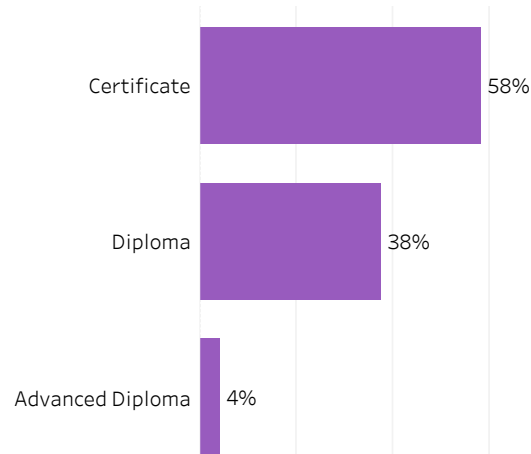
Base/CE



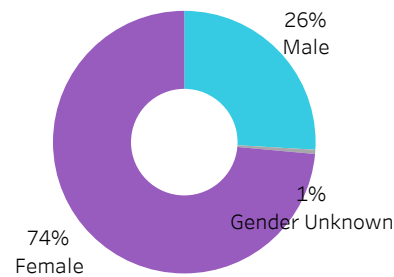
Disability



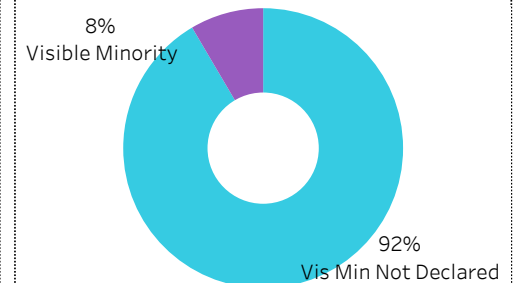
Credentials



Gender



Visible Minority





2019-20 Graduate Follow-up Survey Summary of Results (page 2/5) Graduate Employment



[Click on button to RESET Filters](#)

Number of Respondents
189

School: **Health Sciences** | Program: **All** | Credential: **All** | Admin Campus: **All** | Base/CE: **Base** | Indigenous: **All**

Overall Employment Rate

#Available Workforce	# of Grads Employed	Employment Rate	# of Fulltime Employed Grads	Full-time Employment Rate
183	182	99%	168	92%

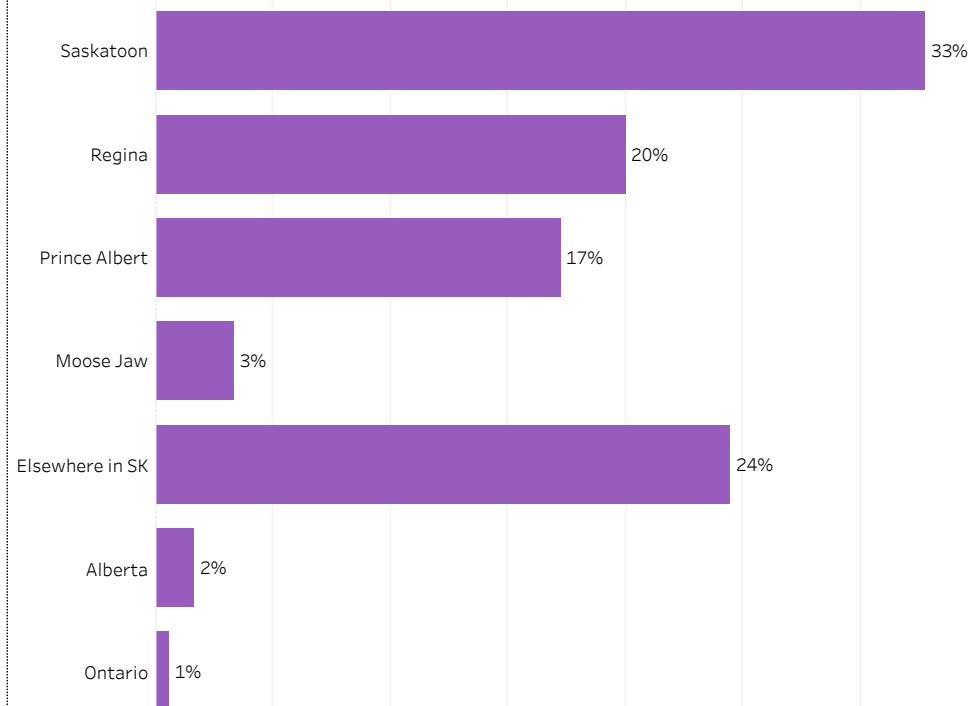
Training Related (TR) Employment

#Available Workforce	# of TR Employed Grads	TR Employment Rate	# of Fulltime TR Employed Grads	Full-time TR Employment Rate
183	170	93%	157	86%

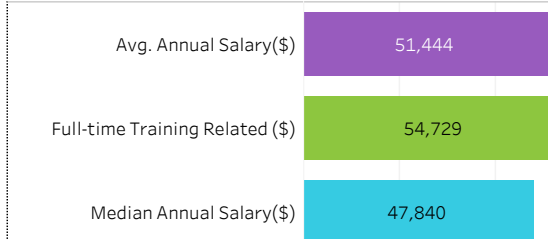
Average Salaries by Location of Employment



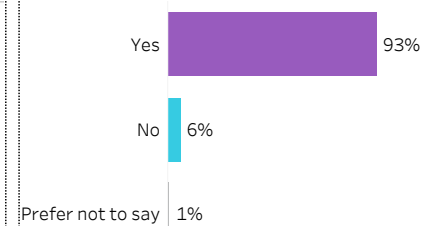
Location of Employment



Average/Median Salary



Relatedness of Job to Training



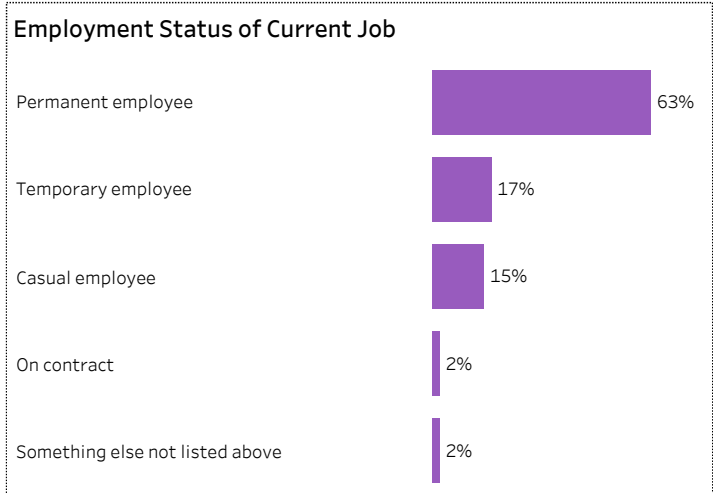
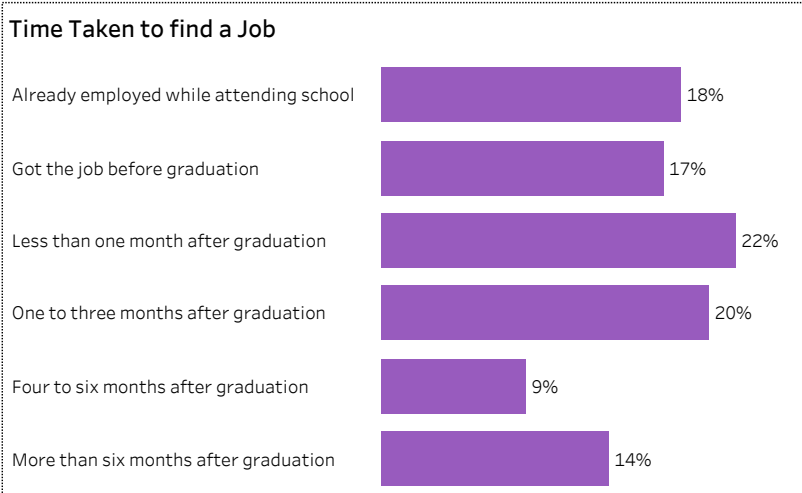
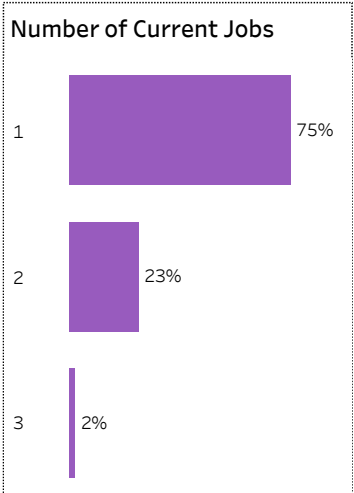
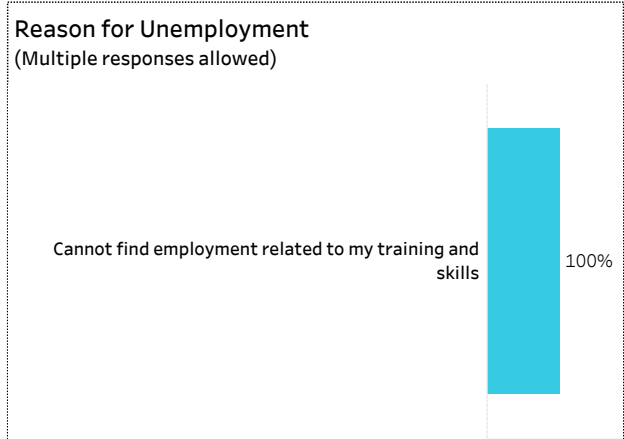
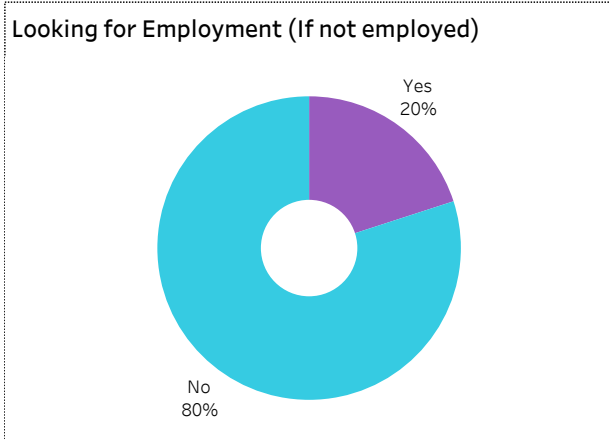
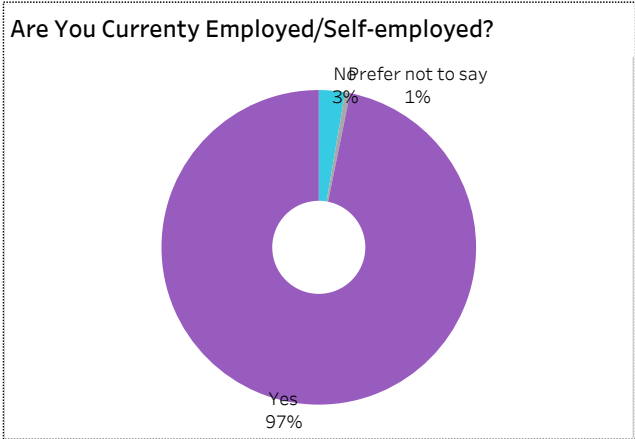


2019-20 Graduate Follow-up Survey Summary of Results (page 3/5) Graduate Employment (continued)



[Click on button to RESET Filters](#)

Number of Respondents **189** | School: **Health Sciences** | Program: **All** | Credential: **All** | Admin Campus: **All** | Base/CE: **Base** | Indigenous: **All**





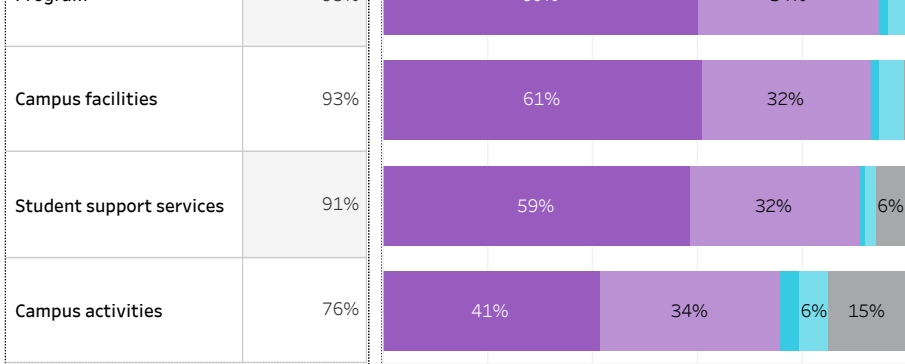
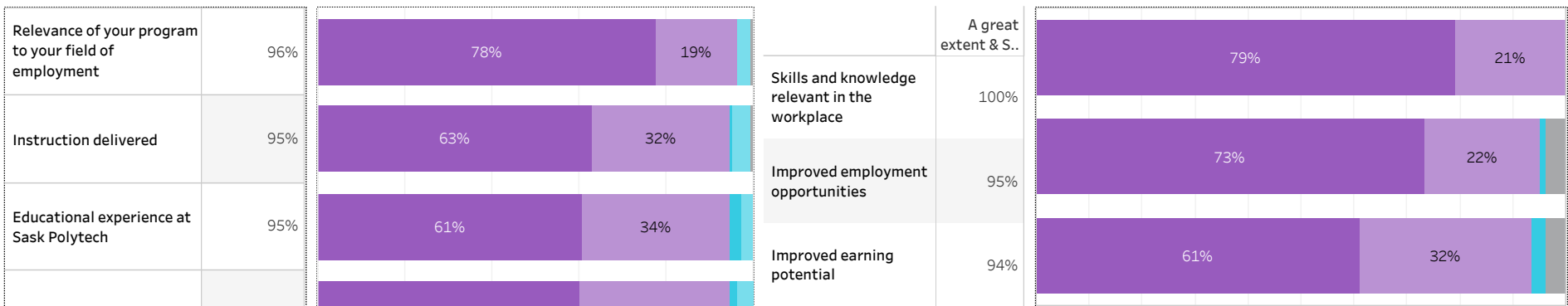
2019-20 Graduate Follow-up Survey Summary of Results (page 4/5) Satisfaction and Program Benefits



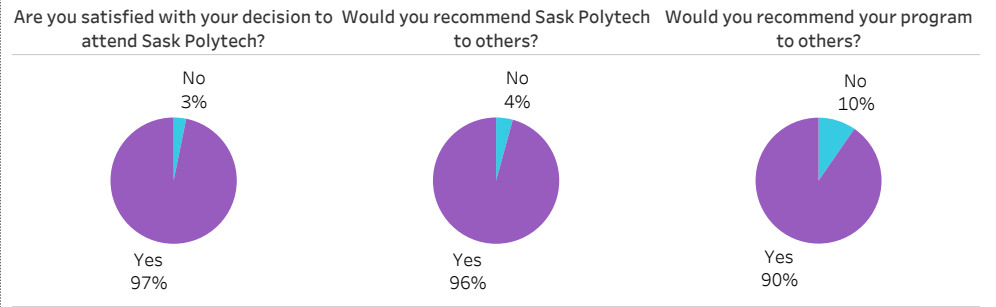
Click on button to RESET Filters

Number of Respondents 189	School: Health Sciences Program: All Credential: All Admin Campus: All Base/CE: Base Indigenous: All
-------------------------------------	--

Level of Satisfaction	<ul style="list-style-type: none"> Very satisfied Somewhat satisfied Very dissatisfied Somewhat dissatisfied Not sure 	Program Benefits	<ul style="list-style-type: none"> A Great Extent & Some Extent Some extent No extent at all Not sure Not applicable
-----------------------	--	------------------	---



Satisfaction with Sask Polytech



Institutional Research and Analysis

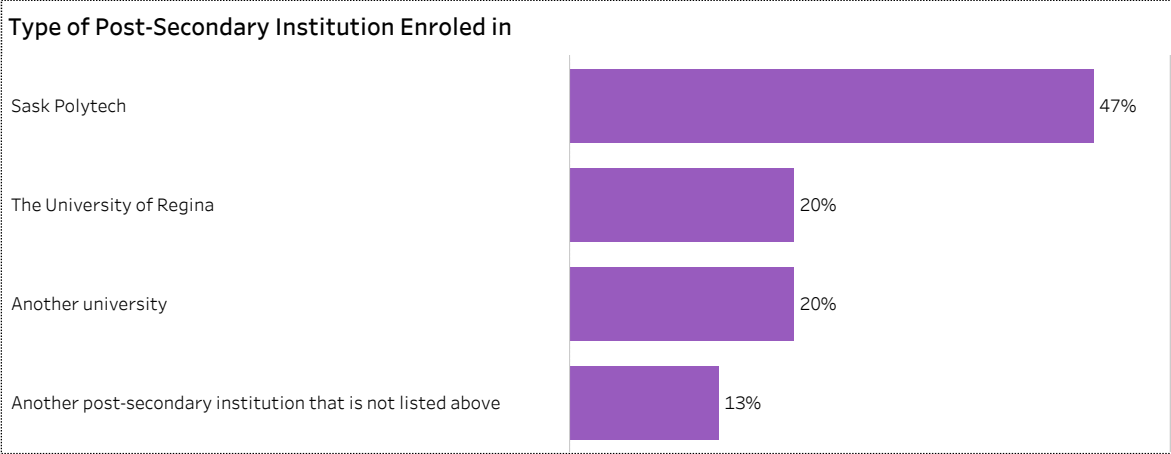
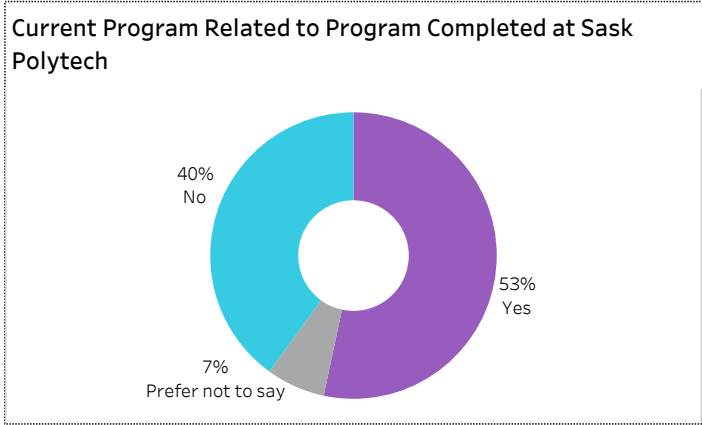
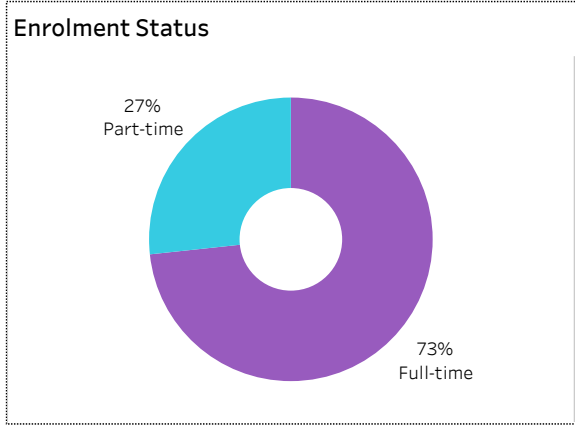
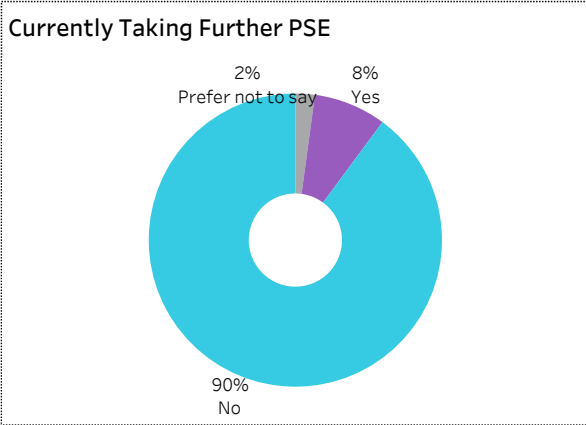


2019-20 Graduate Follow-up Survey Summary of Results (page 5/5) Further Post-Secondary Education



[Click on button to RESET Filters](#)

Number of Respondents **189** | School: **Health Sciences** | Program: **All** | Credential: **All** | Admin Campus: **All** | Base/CE: **Base** | Indigenous: **All**



Among the students who pursued further education, 25% indicated the program was not related to the one they completed at Sask Polytech. Common reasons cited by the graduates who were studying in an unrelated field were to be able to change career choice, to have more/better career choices, and difficulty of finding employment in their previous field of study.

Institutional Research and Analysis



2019-20 Graduate Follow-up Survey Summary of Results (page 1/5) Respondent Profile

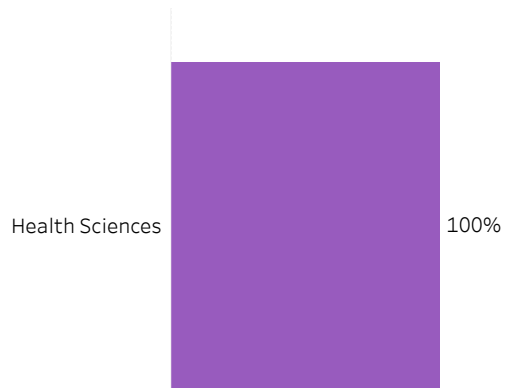


[Click on button to RESET Filters](#)

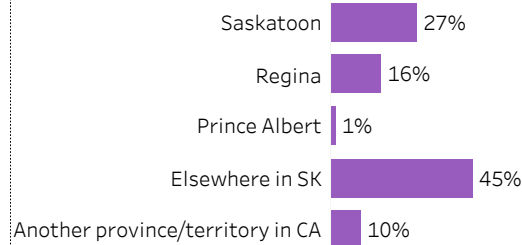
Number of Respondents
73

School: **Health Sciences** | Program: **All** | Credential: **All** | Admin Campus: **All** | Base/CE: **Con Ed - Sask Polytech Delivered** | Indigenous: **All**

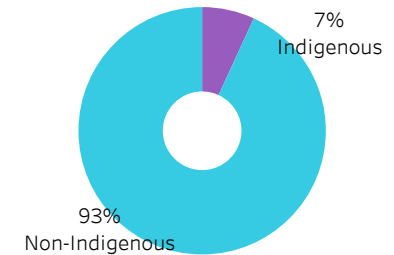
School



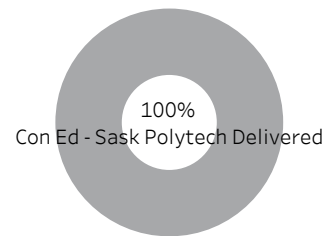
Location of Current Residence



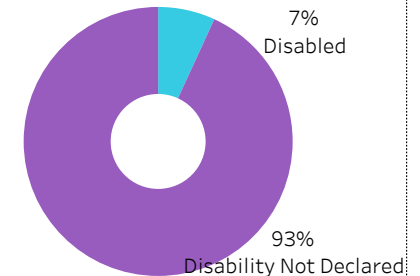
Indigenous Status



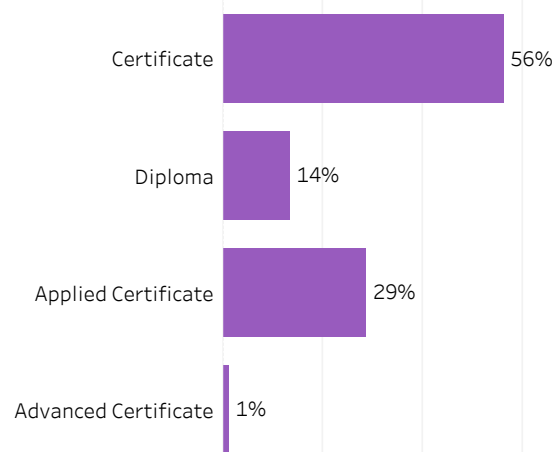
Base/CE



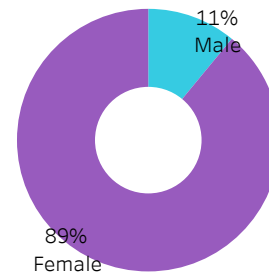
Disability



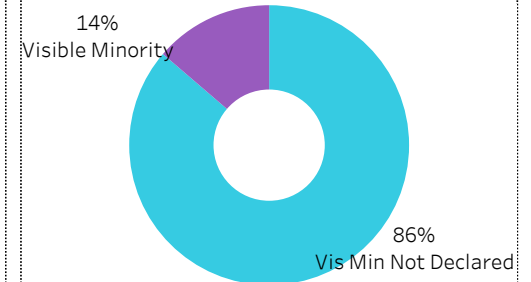
Credentials



Gender



Visible Minority





2019-20 Graduate Follow-up Survey Summary of Results (page 2/5) Graduate Employment



[Click on button to RESET Filters](#)

Number of Respondents
73

School: **Health Sciences** | Program: **All** | Credential: **All** | Admin Campus: **All** | Base/CE: **Con Ed - Sask Polytech Delivered** | Indigenous: **All**

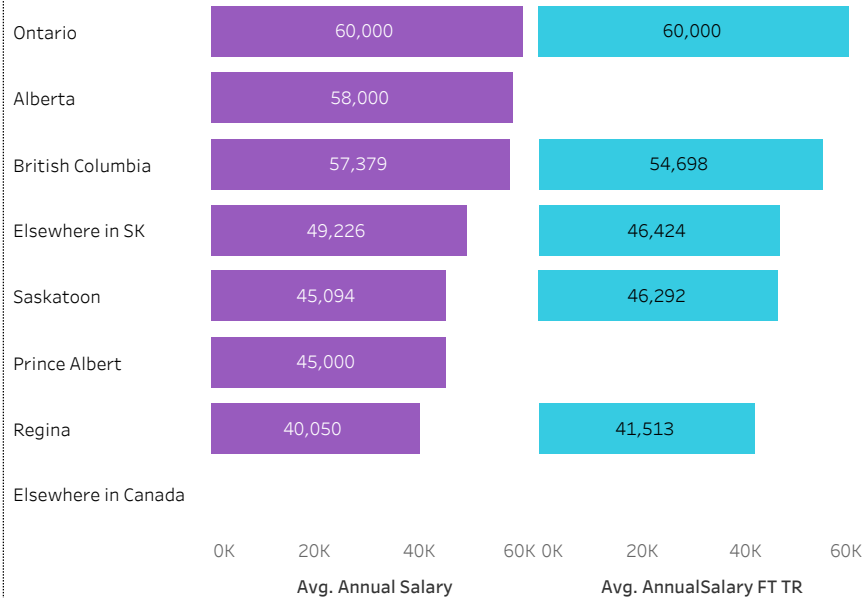
Overall Employment Rate

#Available Workforce	# of Grads Employed	Employment Rate	# of Fulltime Employed Grads	Full-time Employment Rate
70	69	99%	60	86%

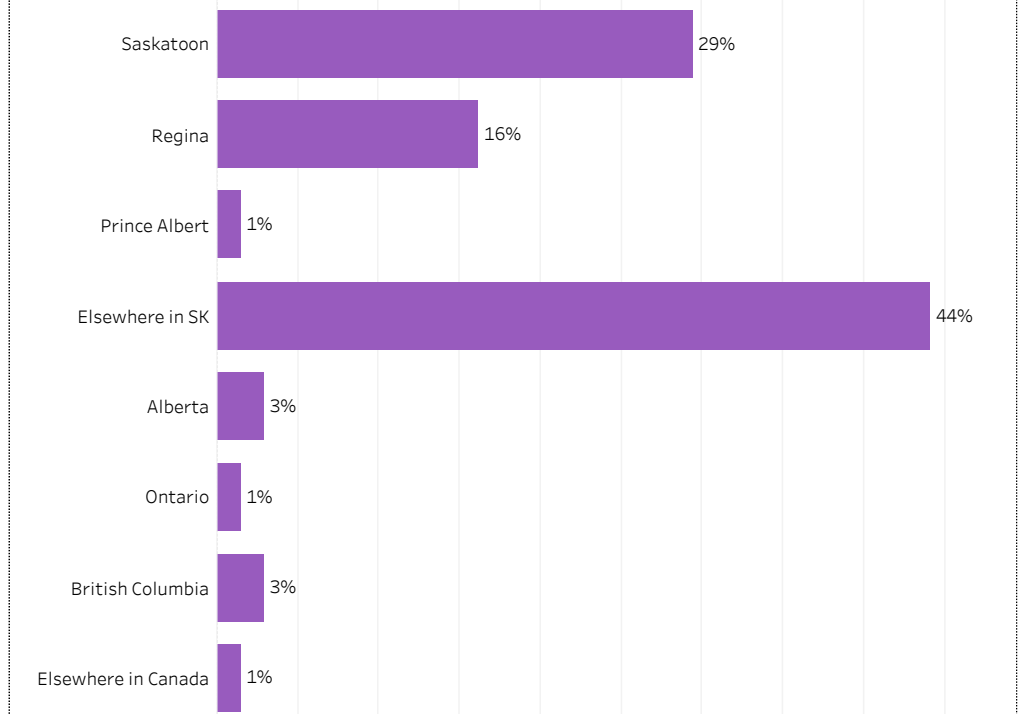
Training Related (TR) Employment

#Available Workforce	# of TR Employed Grads	TR Employment Rate	# of Fulltime TR Employed Grads	Full-time TR Employment Rate
70	56	80%	48	69%

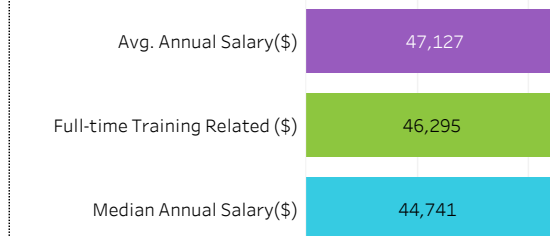
Average Salaries by Location of Employment



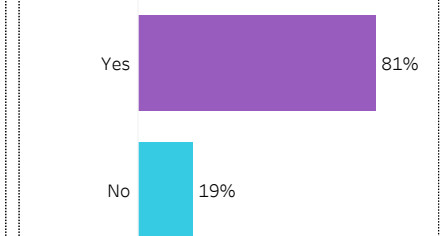
Location of Employment



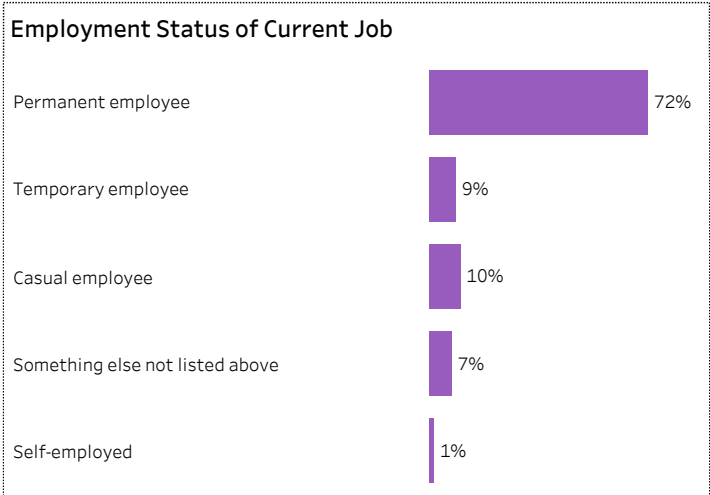
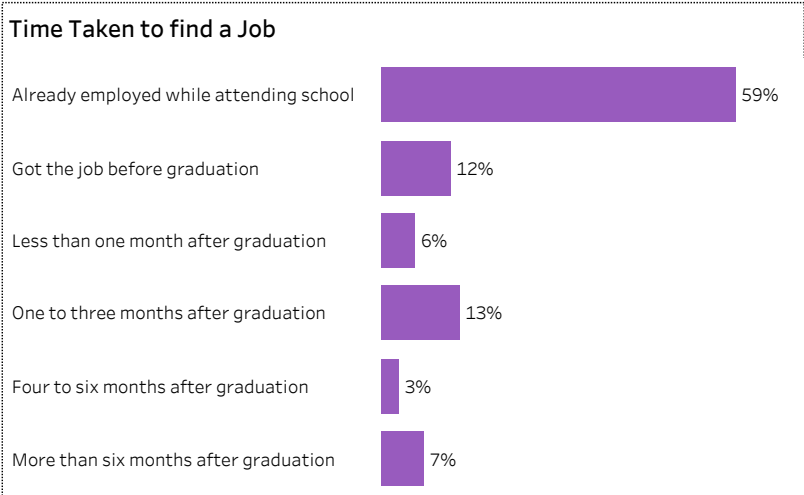
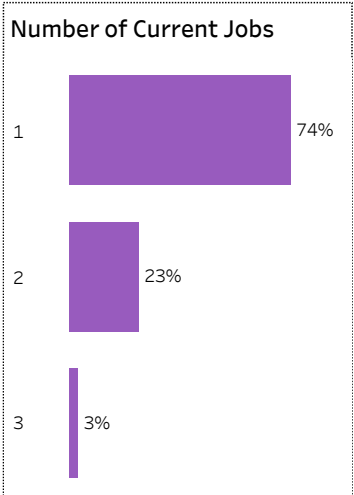
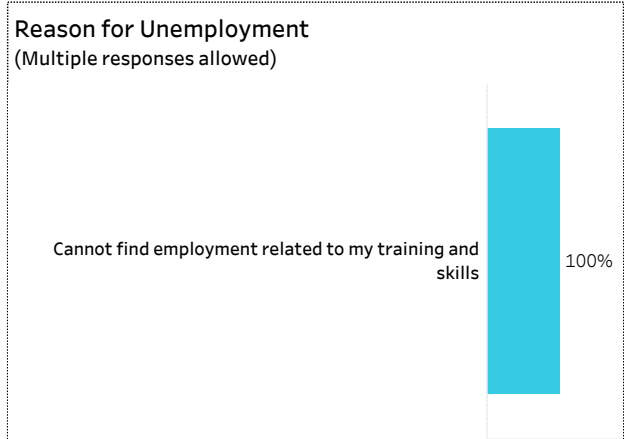
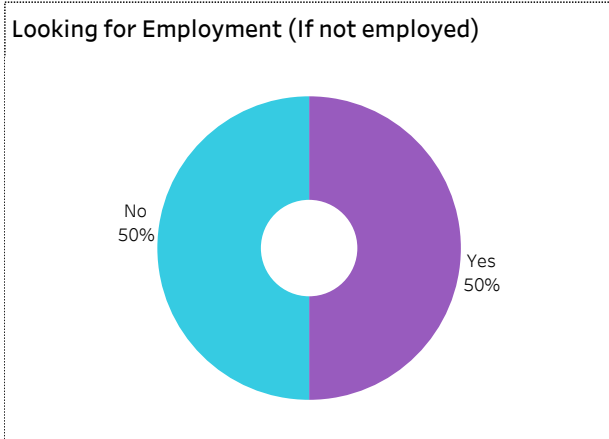
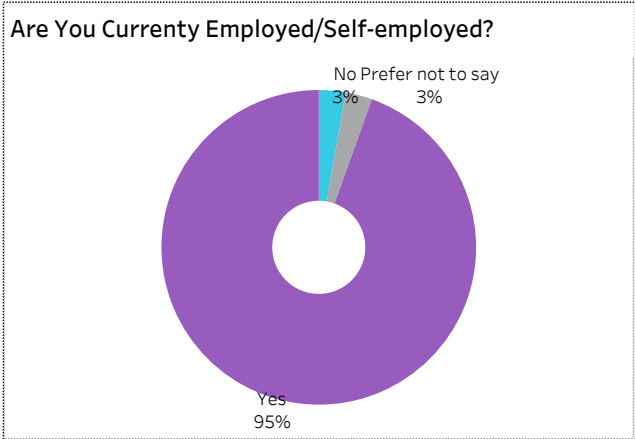
Average/Median Salary



Relatedness of Job to Training



Number of Respondents: **73**
 School: **Health Sciences** | Program: **All** | Credential: **All** | Admin Campus: **All** | Base/CE: **Con Ed - Sask Polytech Delivered** | Indigenous: **All**





2019-20 Graduate Follow-up Survey Summary of Results (page 4/5) Satisfaction and Program Benefits

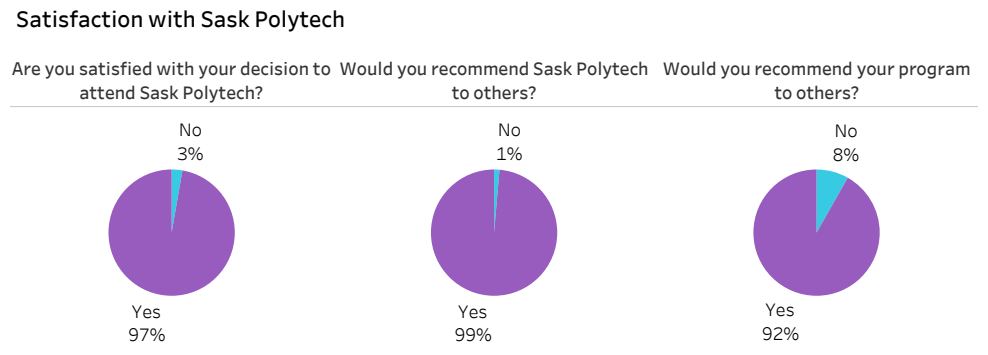


Click on button to RESET Filters

Number of Respondents 73	School: Health Sciences Program: All Credential: All Admin Campus: All Base/CE: Con Ed - Sask Polytech Delivered Indigenous: All
------------------------------------	--

Level of Satisfaction	Very Satisfied & Somewhat Satisfied	<ul style="list-style-type: none"> Very satisfied Somewhat satisfied Very dissatisfied Somewhat dissatisfied Not sure 	Program Benefits	A Great Extent & Some Extent	<ul style="list-style-type: none"> Not applicable No extent at all Some extent A great extent
------------------------------	-------------------------------------	--	-------------------------	------------------------------	---

Educational experience at Sask Polytech	99%	68% Very satisfied, 30% Somewhat satisfied	Skills and knowledge relevant in the workplace	A great extent & Some extent	73% A great extent, 26% Some extent
Program	99%	75% Very satisfied, 23% Somewhat satisfied	Improved earning potential	88%	52% A great extent, 36% Some extent, 11% No extent at all
Instruction delivered	97%	67% Very satisfied, 30% Somewhat satisfied	Improved employment opportunities	88%	71% A great extent, 17% Some extent, 7% No extent at all, 6% Not applicable
Relevance of your program to your field of employment	95%	82% Very satisfied, 12% Somewhat satisfied			
Campus facilities	81%	59% Very satisfied, 22% Somewhat satisfied, 19% Not sure			
Student support services	75%	48% Very satisfied, 27% Somewhat satisfied, 5% Very dissatisfied, 16% Not sure			
Campus activities	42%	26% Very satisfied, 16% Somewhat satisfied, 55% Not sure			



Institutional Research and Analysis

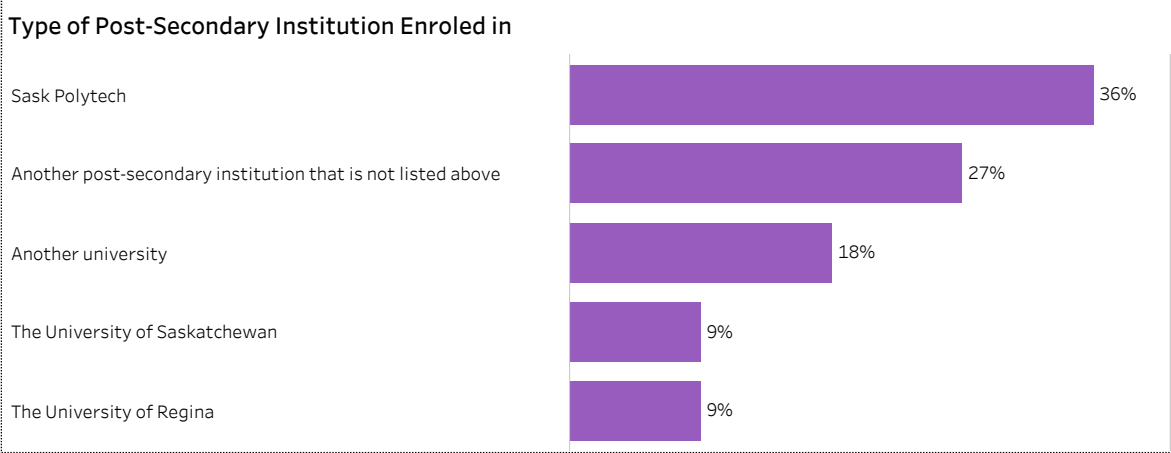
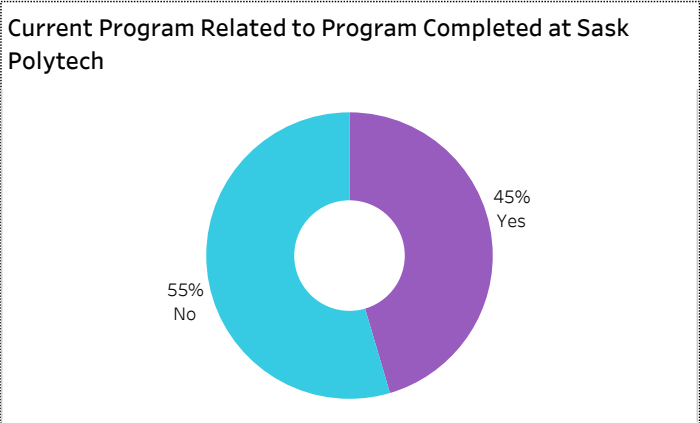
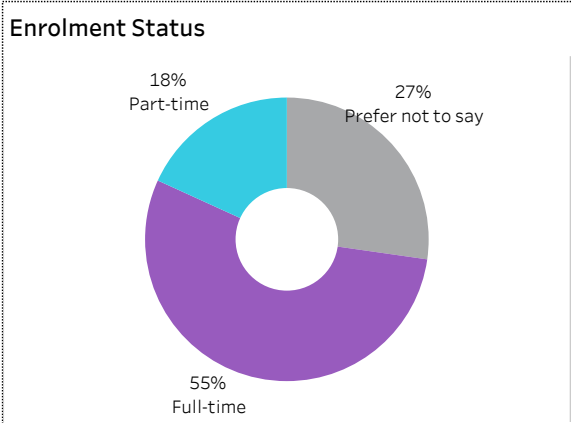
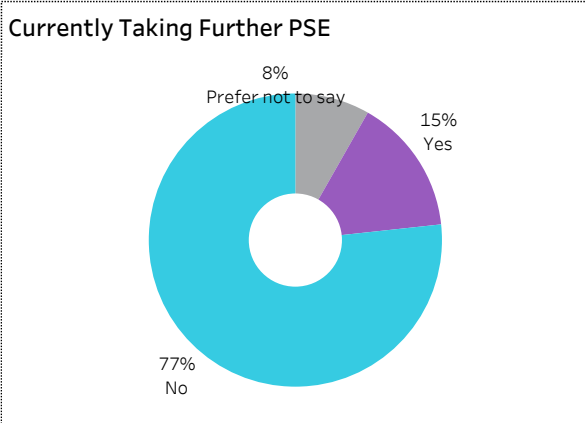


2019-20 Graduate Follow-up Survey Summary of Results (page 5/5) Further Post-Secondary Education



[Click on button to RESET Filters](#)

Number of Respondents: **73**
 School: **Health Sciences** | Program: **All** | Credential: **All** | Admin Campus: **All** | Base/CE: **Con Ed - Sask Polytech Delivered** | Indigenous: **All**



Among the students who pursued further education, 25% indicated the program was not related to the one they completed at Sask Polytech. Common reasons cited by the graduates who were studying in an unrelated field were to be able to change career choice, to have more/better career choices, and difficulty of finding employment in their previous field of study.

Institutional Research and Analysis



2019-20 Graduate Follow-up Survey Summary of Results (page 1/5) Respondent Profile

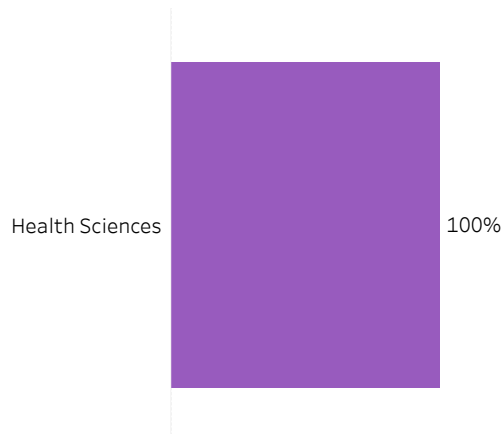


[Click on button to RESET Filters](#)

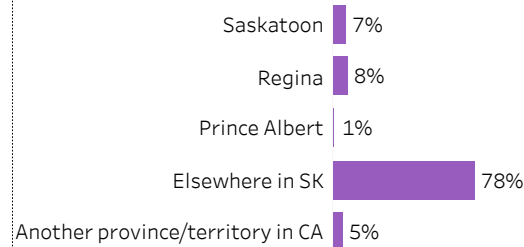
Number of Respondents
96

School: **Health Sciences** | Program: **All** | Credential: **Certificate** | Admin Campus: **All** | Base/CE: **Con Ed - Brokered** |
Indigenous: **All**

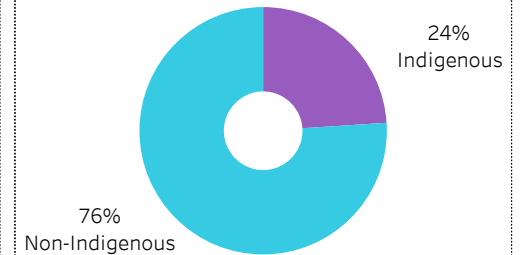
School



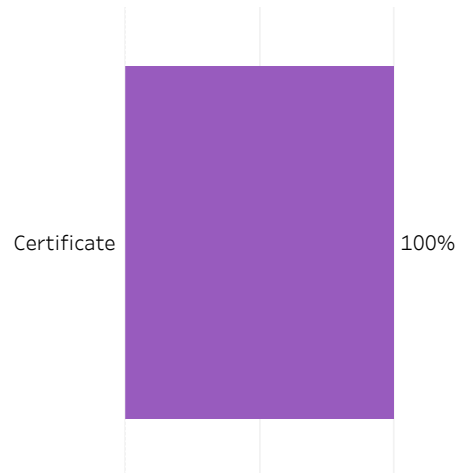
Location of Current Residence



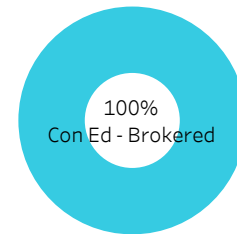
Indigenous Status



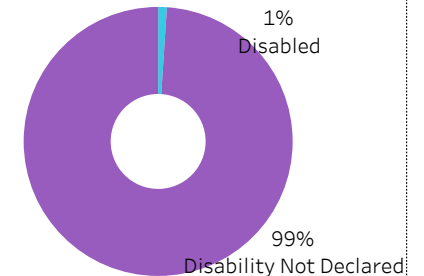
Credentials



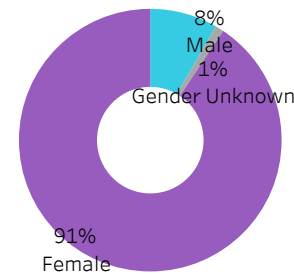
Base/CE



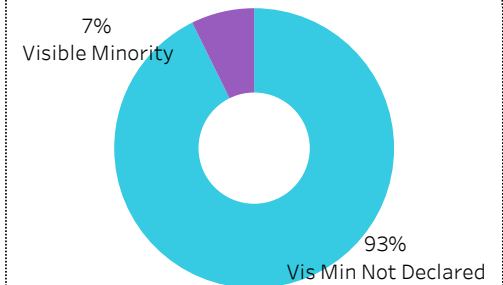
Disability



Gender



Visible Minority





2019-20 Graduate Follow-up Survey Summary of Results (page 2/5) Graduate Employment



[Click on button to RESET Filters](#)

Number of Respondents
96

School: **Health Sciences** | Program: **All** | Credential: **Certificate** | Admin Campus: **All** | Base/CE: **Con Ed - Brokered** | Indigenous: **All**

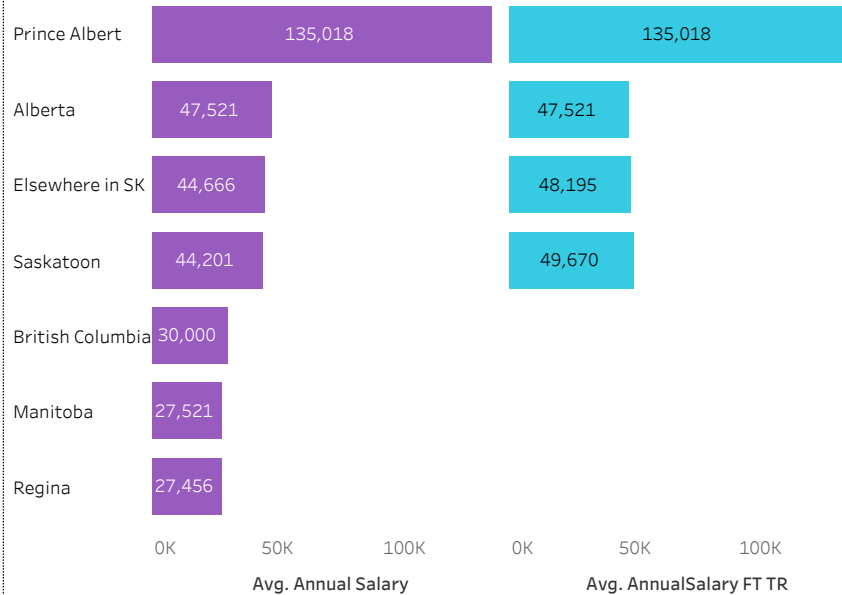
Overall Employment Rate

#Available Workforce	# of Grads Employed	Employment Rate	# of Fulltime Employed Grads	Full-time Employment Rate
84	84	100%	70	83%

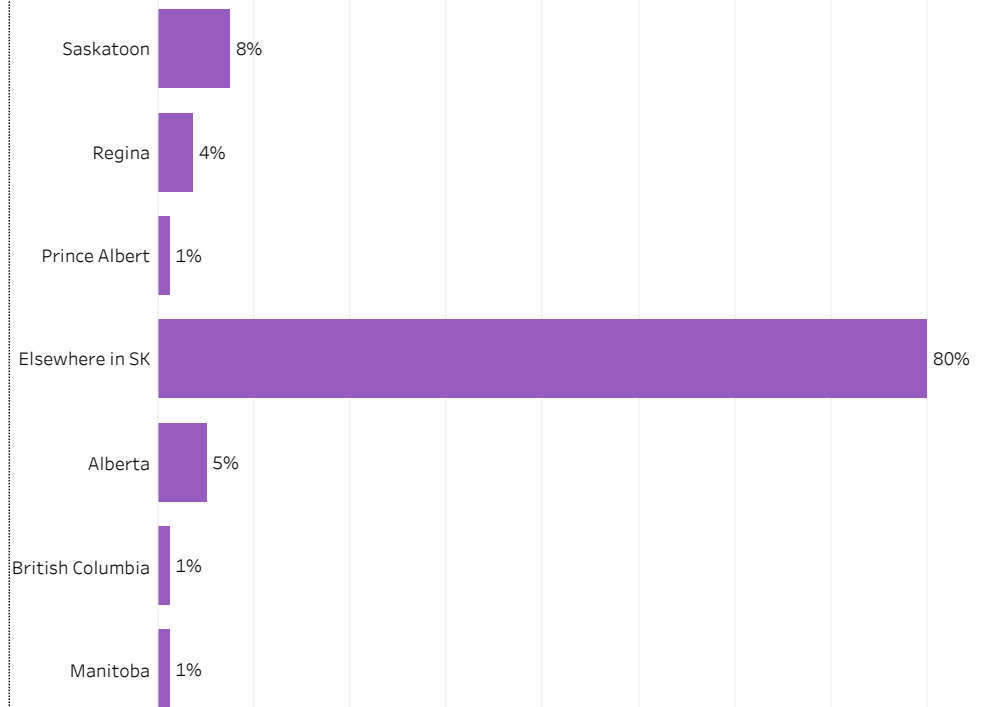
Training Related (TR) Employment

#Available Workforce	# of TR Employed Grads	TR Employment Rate	# of Fulltime TR Employed Grads	Full-time TR Employment Rate
84	74	88%	63	75%

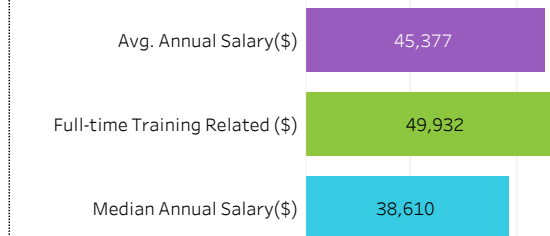
Average Salaries by Location of Employment



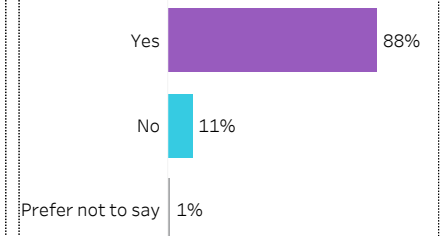
Location of Employment



Average/Median Salary



Relatedness of Job to Training



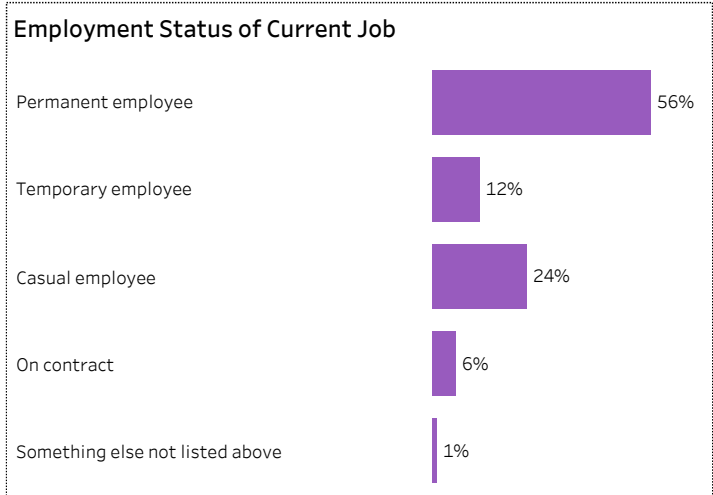
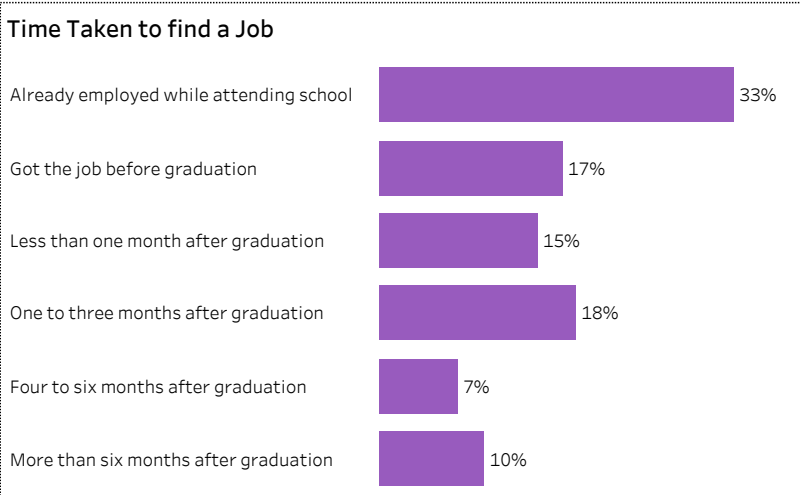
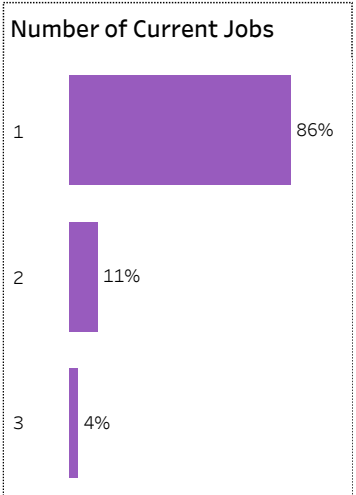

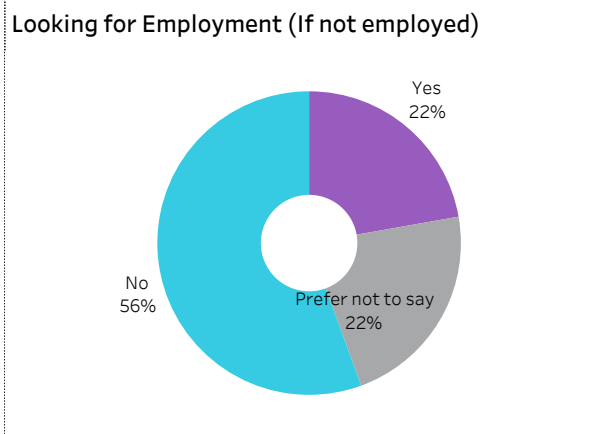
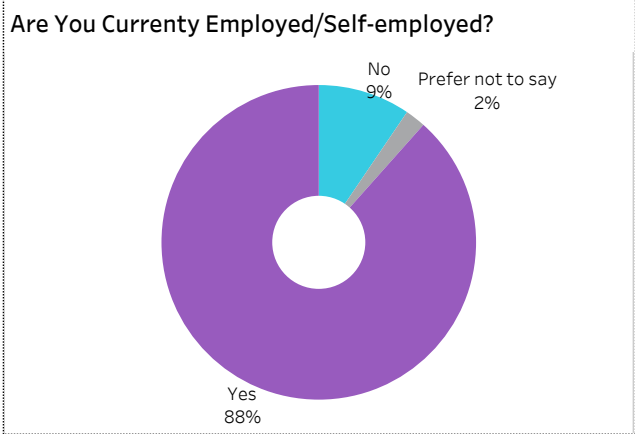


2019-20 Graduate Follow-up Survey Summary of Results (page 3/5) Graduate Employment (continued)



[Click on button to RESET Filters](#)

Number of Respondents **96** | School: **Health Sciences** | Program: **All** | Credential: **Certificate** | Admin Campus: **All** | Base/CE: **Con Ed - Brokered** | Indigenous: **All**





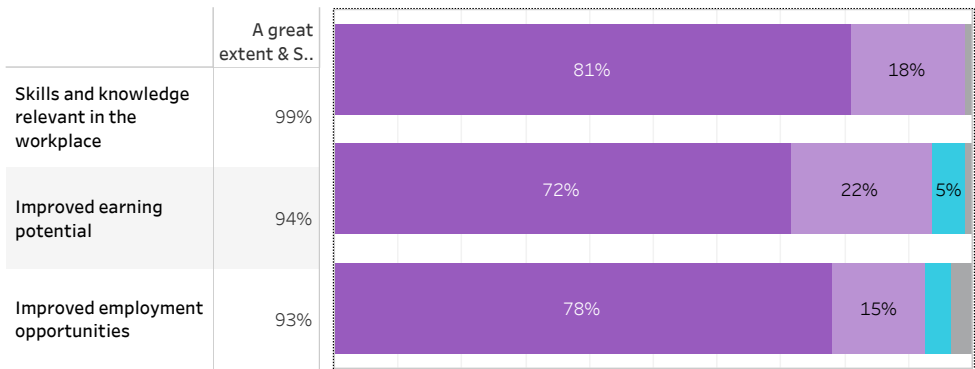
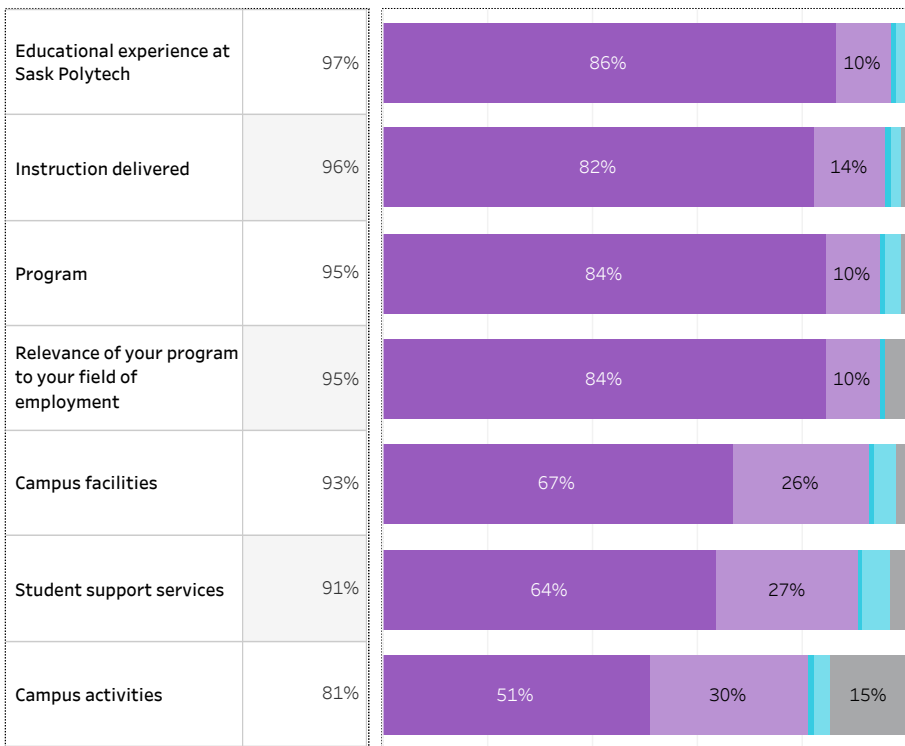
2019-20 Graduate Follow-up Survey Summary of Results (page 4/5) Satisfaction and Program Benefits



Click on button to RESET Filters

Number of Respondents 96	School: Health Sciences Program: All Credential: Certificate Admin Campus: All Base/CE: Con Ed - Brokered Indigenous: All
------------------------------------	---

Level of Satisfaction	Very Satisfied & Somewhat Satisfied	Very Satisfied	Somewhat satisfied	Very dissatisfied	Somewhat dissatisfied	Not sure	Program Benefits	A Great Extent & Some Extent	A Great extent	Some extent	No extent at all	Not sure	Not applicable
-----------------------	-------------------------------------	----------------	--------------------	-------------------	-----------------------	----------	------------------	------------------------------	----------------	-------------	------------------	----------	----------------



Satisfaction with Sask Polytech



Institutional Research and Analysis

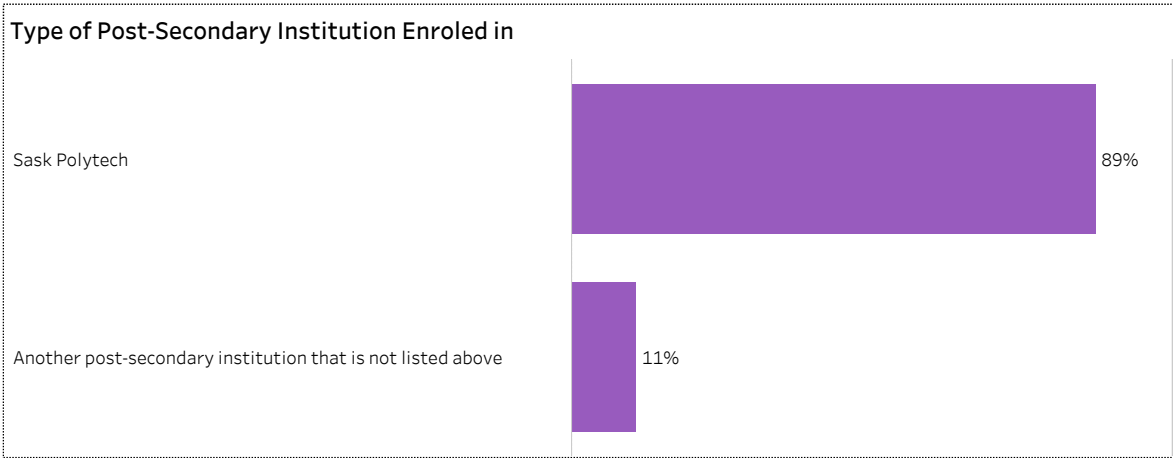
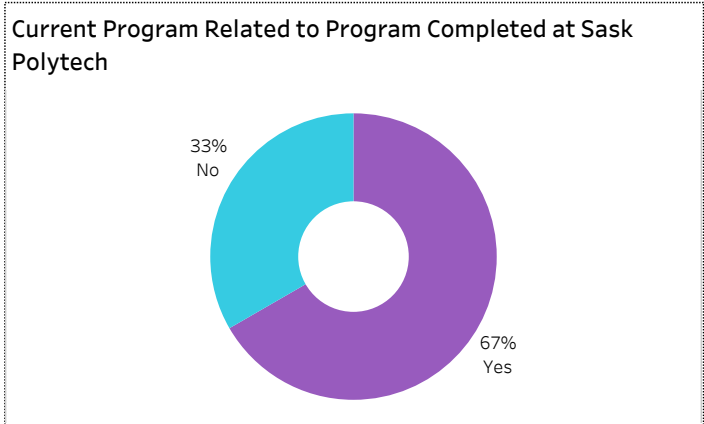
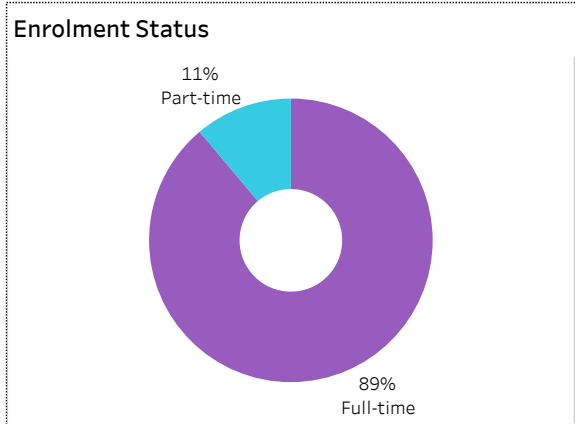
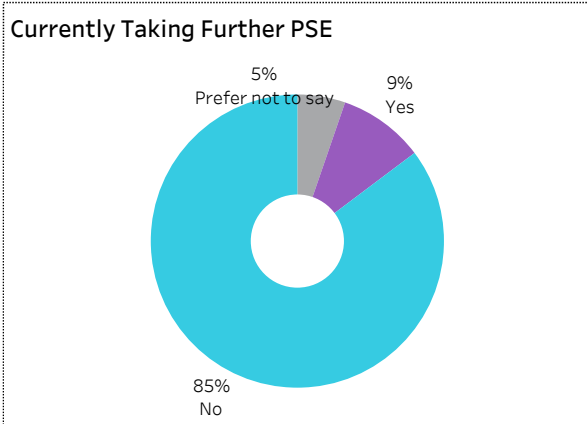


2019-20 Graduate Follow-up Survey Summary of Results (page 5/5) Further Post-Secondary Education



[Click on button to RESET Filters](#)

Number of Respondents: **96** | School: **Health Sciences** | Program: **All** | Credential: **Certificate** | Admin Campus: **All** | Base/CE: **Con Ed - Brokered** | Indigenous: **All**



Among the students who pursued further education, 25% indicated the program was not related to the one they completed at Sask Polytech. Common reasons cited by the graduates who were studying in an unrelated field were to be able to change career choice, to have more/better career choices, and difficulty of finding employment in their previous field of study.

Institutional Research and Analysis

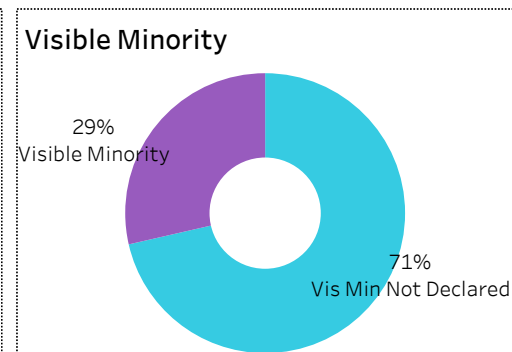
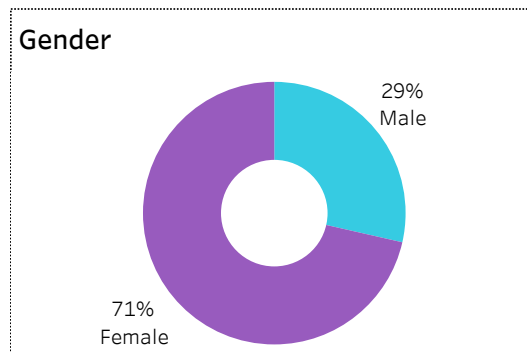
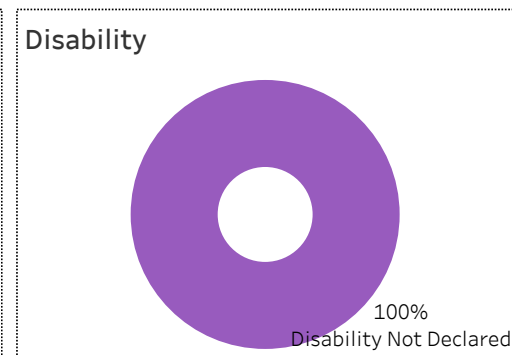
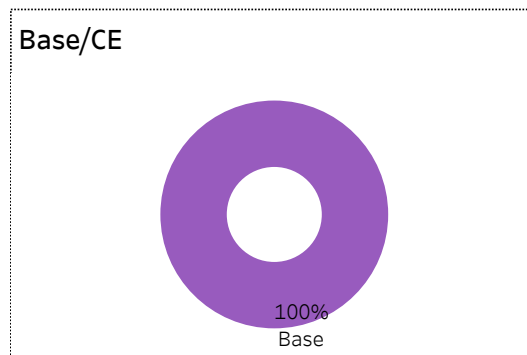
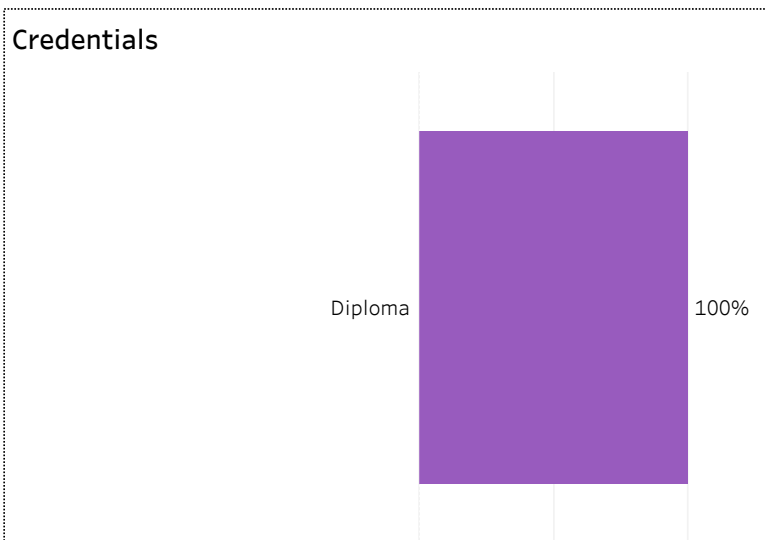
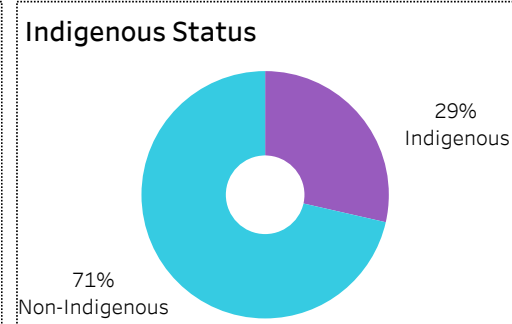
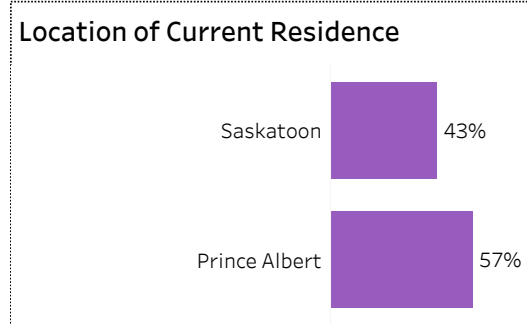
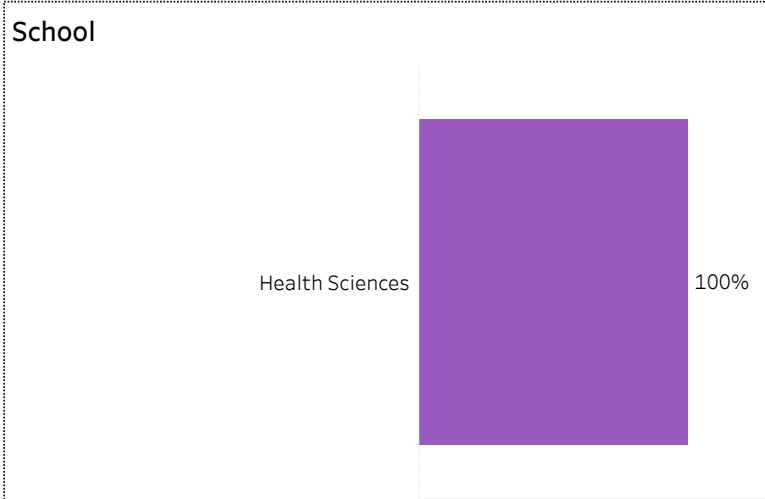


2019-20 Graduate Follow-up Survey Summary of Results (page 1/5) Respondent Profile



[Click on button to RESET Filters](#)

Number of Respondents: **7**
School: **Health Sciences** | Program: **Addictions Counselling** | Credential: **Diploma** | Admin Campus: **Prince Albert** |
Base/CE: **Base** | Indigenous: **All**





2019-20 Graduate Follow-up Survey Summary of Results (page 2/5) Graduate Employment



[Click on button to RESET Filters](#)

Number of Respondents
7

School: **Health Sciences** | Program: **Addictions Counselling** | Credential: **Diploma** | Admin Campus: **Prince Albert** | Base/CE: **Base** | Indigenous: **All**

Overall Employment Rate

#Available Workforce	# of Grads Employed	Employment Rate	# of Fulltime Employed Grads	Full-time Employment Rate
6	6	100%	6	100%

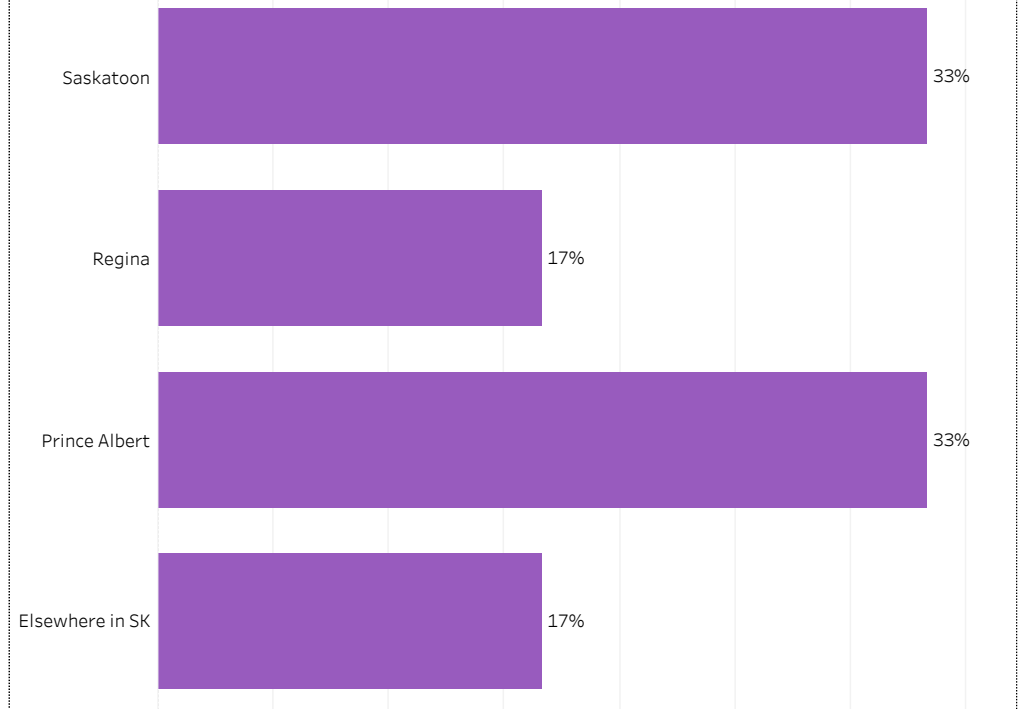
Training Related (TR) Employment

#Available Workforce	# of TR Employed Grads	TR Employment Rate	# of Fulltime TR Employed Grads	Full-time TR Employment Rate
6	6	100%	6	100%


Average Salaries by Location of Employment



Location of Employment



Average/Median Salary



Relatedness of Job to Training



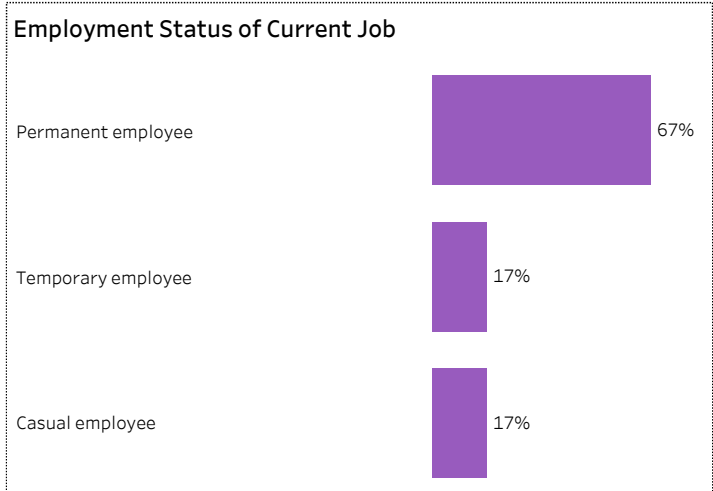
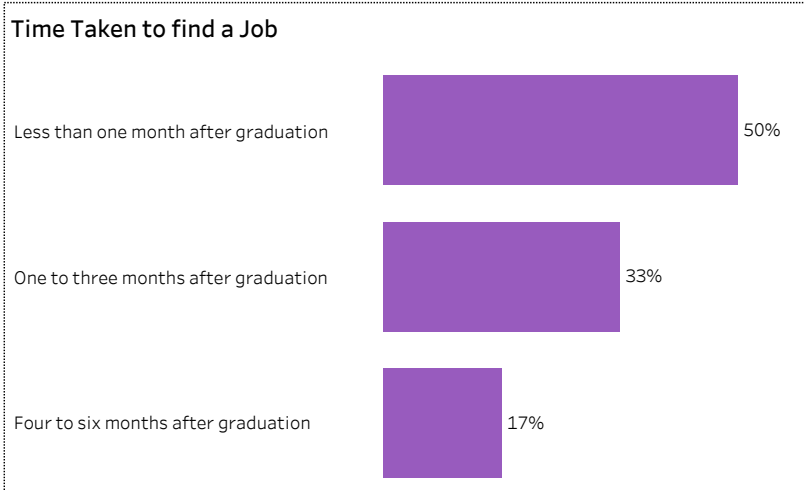
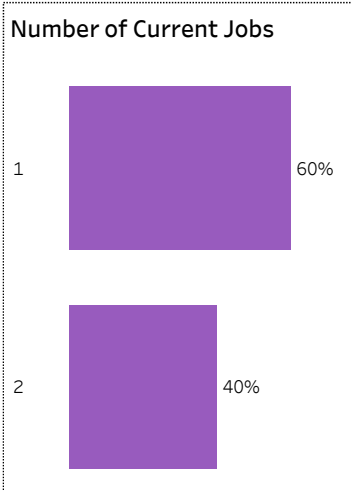
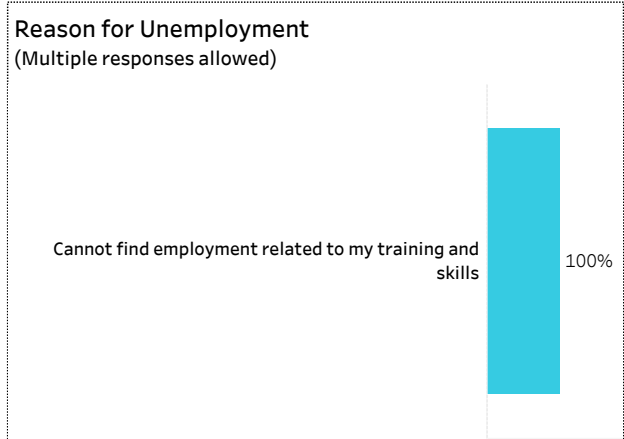
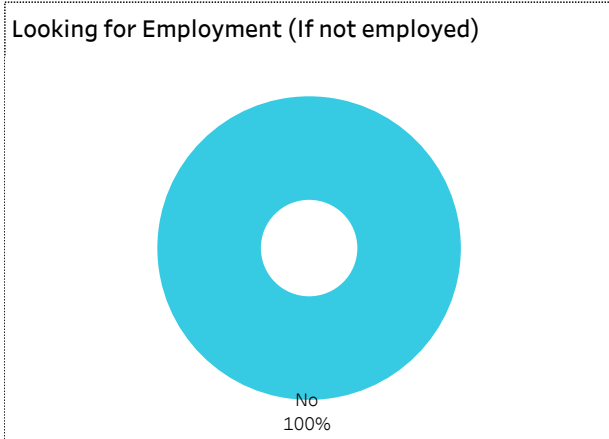
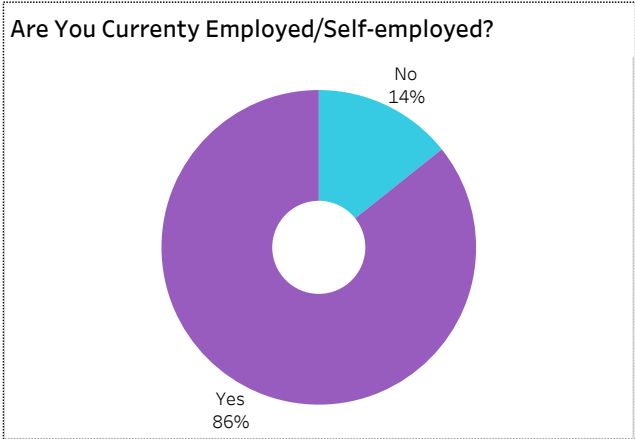


2019-20 Graduate Follow-up Survey Summary of Results (page 3/5) Graduate Employment (continued)



[Click on button to RESET Filters](#)

Number of Respondents: **7**
School: **Health Sciences** | Program: **Addictions Counselling** | Credential: **Diploma** | Admin Campus: **Prince Albert** | Base/CE: **Base** |
Indigenous: **All**





2019-20 Graduate Follow-up Survey Summary of Results (page 4/5) Satisfaction and Program Benefits



Click on button to RESET Filters

Number of Respondents 7	School: Health Sciences Program: Addictions Counselling Credential: Diploma Admin Campus: Prince Albert Base/CE: Base Indigenous: All
-----------------------------------	--

Level of Satisfaction	Very Satisfied & Somewhat Satisfied	<ul style="list-style-type: none"> Very satisfied Somewhat satisfied Somewhat dissatisfied Not sure 	Program Benefits	A Great Extent & Some Extent	<ul style="list-style-type: none"> Some extent A great extent
------------------------------	-------------------------------------	---	-------------------------	------------------------------	---

Campus facilities	100%	71%	29%	
Educational experience at Sask Polytech	100%	57%	43%	
Program	100%	29%	71%	
Relevance of your program to your field of employment	100%	71%	29%	
Campus activities	86%	43%	43%	14%
Instruction delivered	86%	43%	43%	14%
Student support services	86%	43%	43%	14%

	A Great extent & S..	57%	43%
Improved earning potential	100%	57%	43%
Improved employment opportunities	100%	57%	43%
Skills and knowledge relevant in the workplace	100%	100%	

Satisfaction with Sask Polytech

Are you satisfied with your decision to attend Sask Polytech? Would you recommend Sask Polytech to others? Would you recommend your program to others?



Yes
100%



Yes
100%



Yes
100%

Institutional Research and Analysis

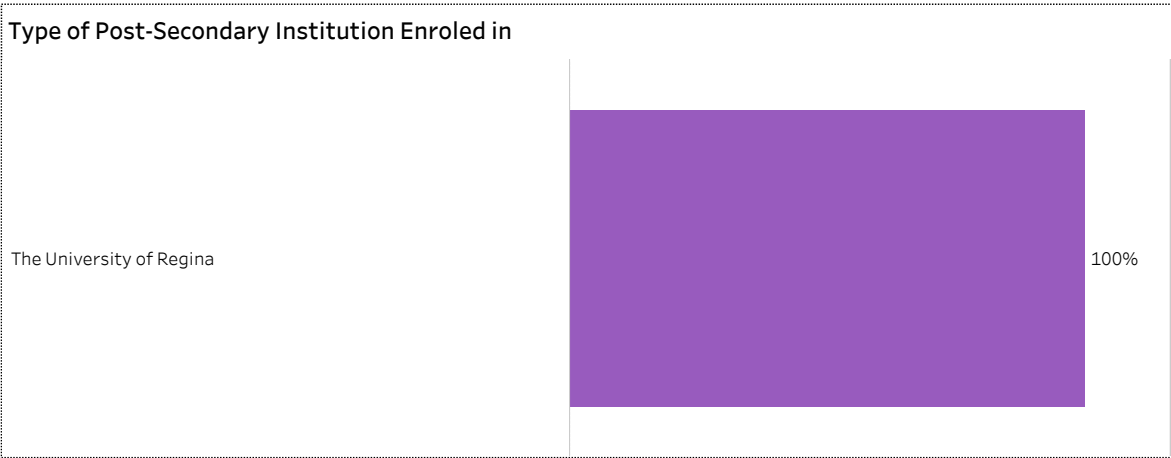
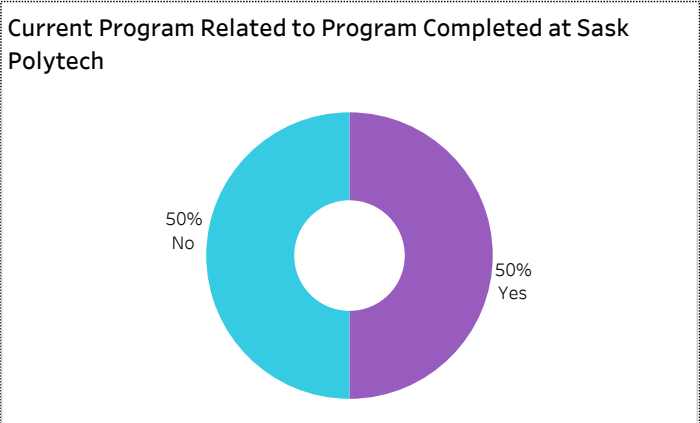
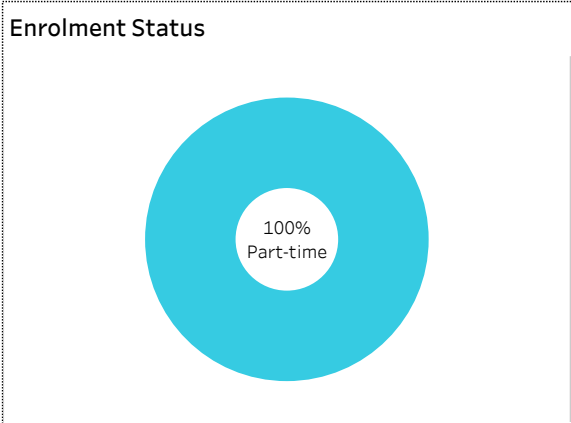
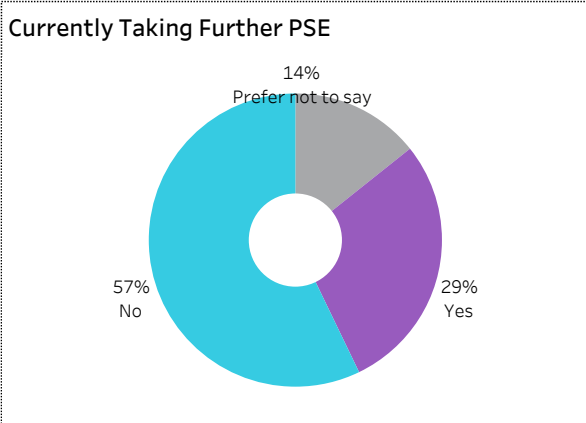


2019-20 Graduate Follow-up Survey Summary of Results (page 5/5) Further Post-Secondary Education



[Click on button to RESET Filters](#)

Number of Respondents: **7**
School: **Health Sciences** | Program: **Addictions Counselling** | Credential: **Diploma** | Admin Campus: **Prince Albert** | Base/CE: **Base** |
Indigenous: **All**



Among the students who pursued further education, 25% indicated the program was not related to the one they completed at Sask Polytech. Common reasons cited by the graduates who were studying in an unrelated field were to be able to change career choice, to have more/better career choices, and difficulty of finding employment in their previous field of study.

Institutional Research and Analysis



2019-20 Graduate Follow-up Survey Summary of Results (page 1/5) Respondent Profile

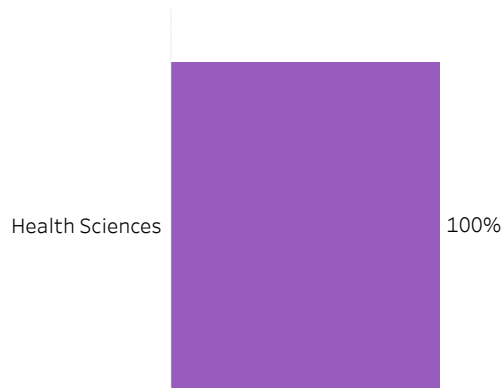


[Click on button to RESET Filters](#)

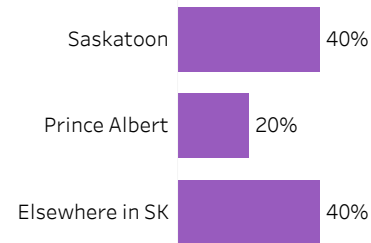
Number of Respondents
5

School: **Health Sciences** | Program: **Advanced Care Paramedic** | Credential: **Diploma** | Admin Campus: **Saskatoon** |
Base/CE: **Base** | Indigenous: **Non-Indigenous**

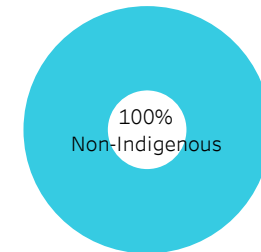
School



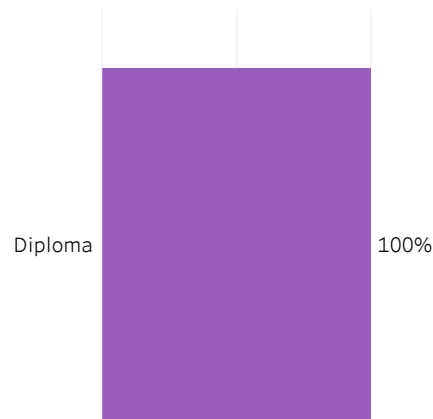
Location of Current Residence



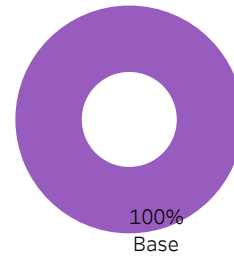
Indigenous Status



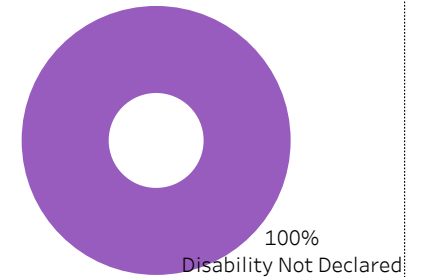
Credentials



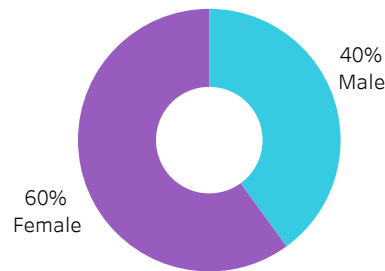
Base/CE



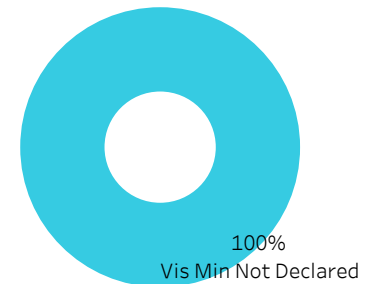
Disability



Gender



Visible Minority





2019-20 Graduate Follow-up Survey Summary of Results (page 2/5) Graduate Employment



[Click on button to RESET Filters](#)

Number of Respondents
5

School: **Health Sciences** | Program: **Advanced Care Paramedic** | Credential: **Diploma** | Admin Campus: **Saskatoon** | Base/CE: **Base** | Indigenous: **Non-Indigenous**

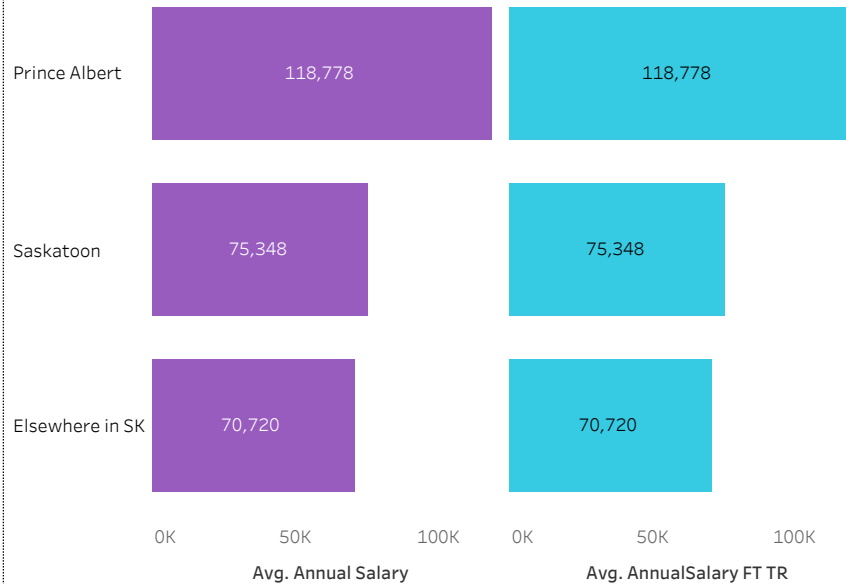
Overall Employment Rate

#Available Workforce	# of Grads Employed	Employment Rate	# of Fulltime Employed Grads	Full-time Employment Rate
5	5	100%	5	100%

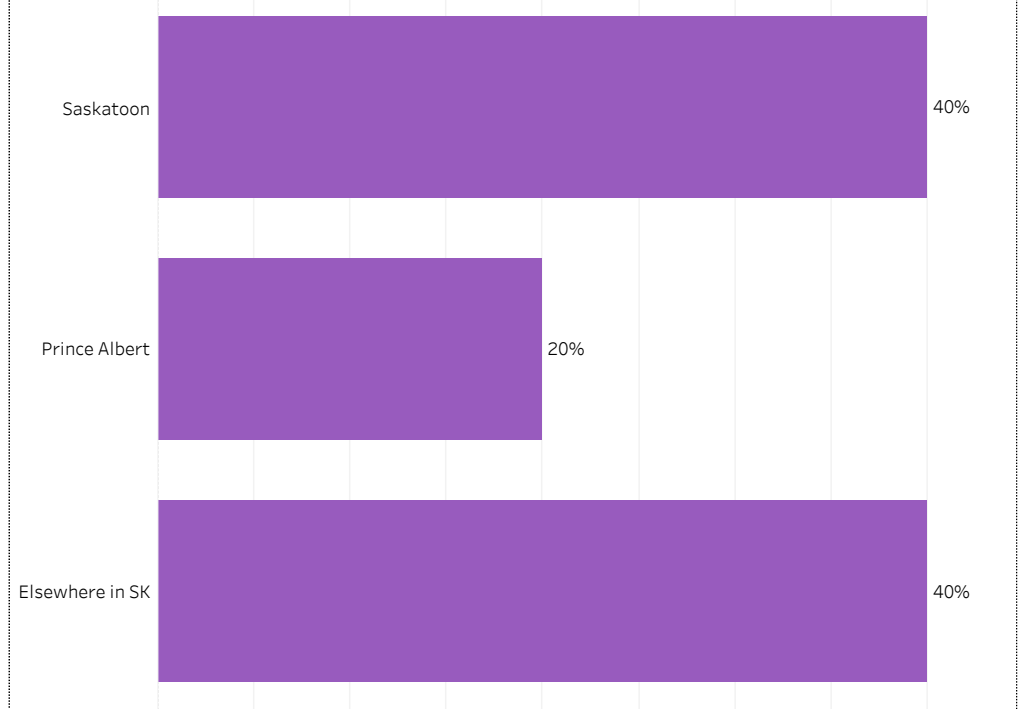
Training Related (TR) Employment

#Available Workforce	# of TR Employed Grads	TR Employment Rate	# of Fulltime TR Employed Grads	Full-time TR Employment Rate
5	5	100%	5	100%

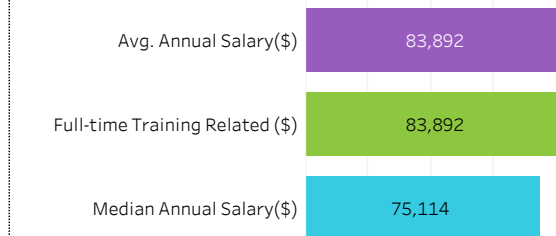
Average Salaries by Location of Employment



Location of Employment



Average/Median Salary



Relatedness of Job to Training





2019-20 Graduate Follow-up Survey

Summary of Results (page 3/5)

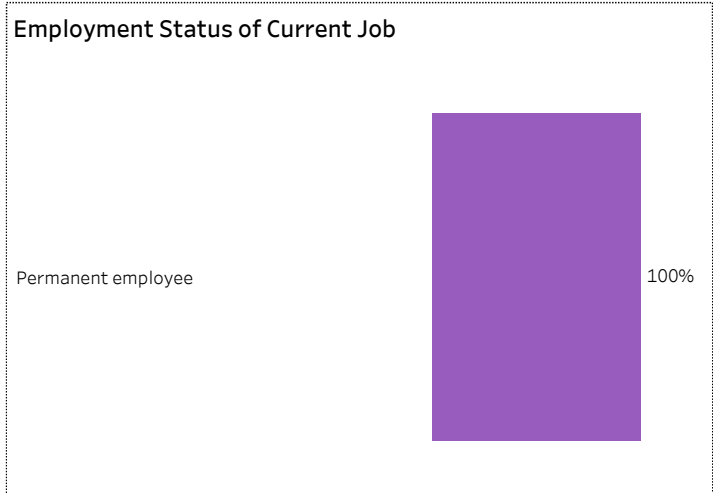
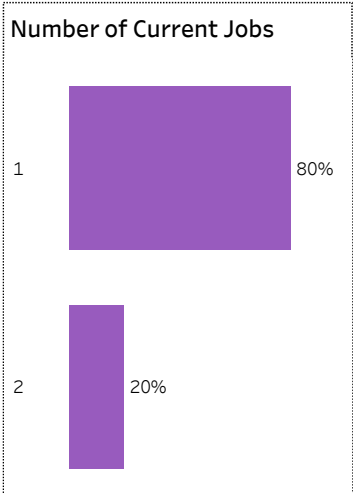

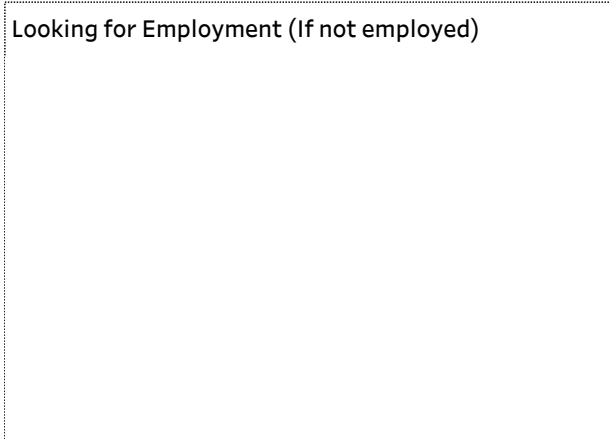
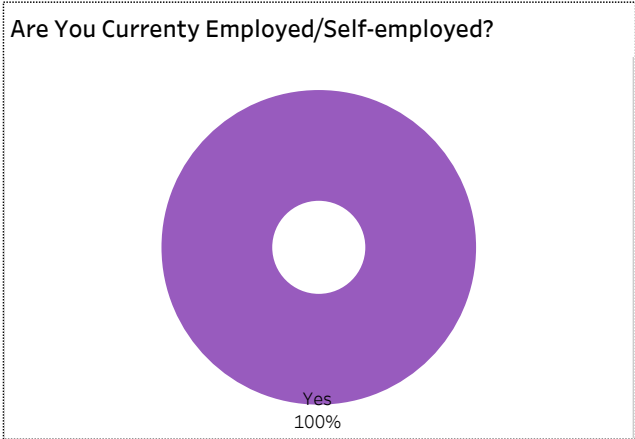
Graduate Employment (continued)



[Click on button to RESET Filters](#)

Number of Respondents: **5**

School: **Health Sciences** | Program: **Advanced Care Paramedic** | Credential: **Diploma** | Admin Campus: **Saskatoon** | Base/CE: **Base** | Indigenous: **Non-Indigenous**





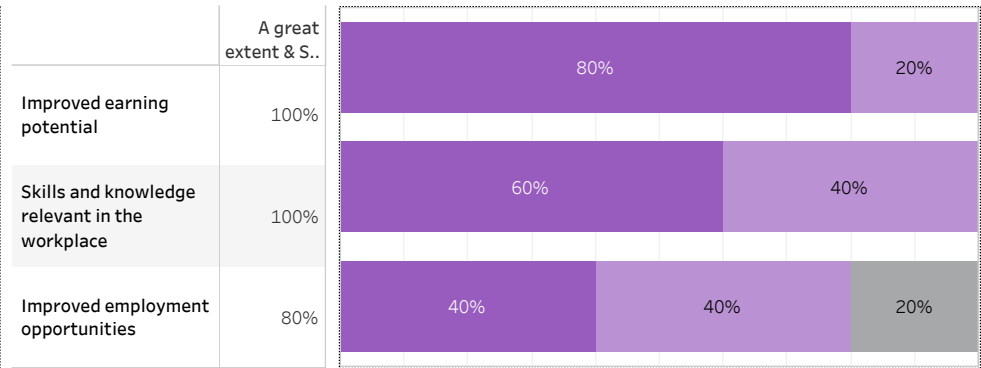
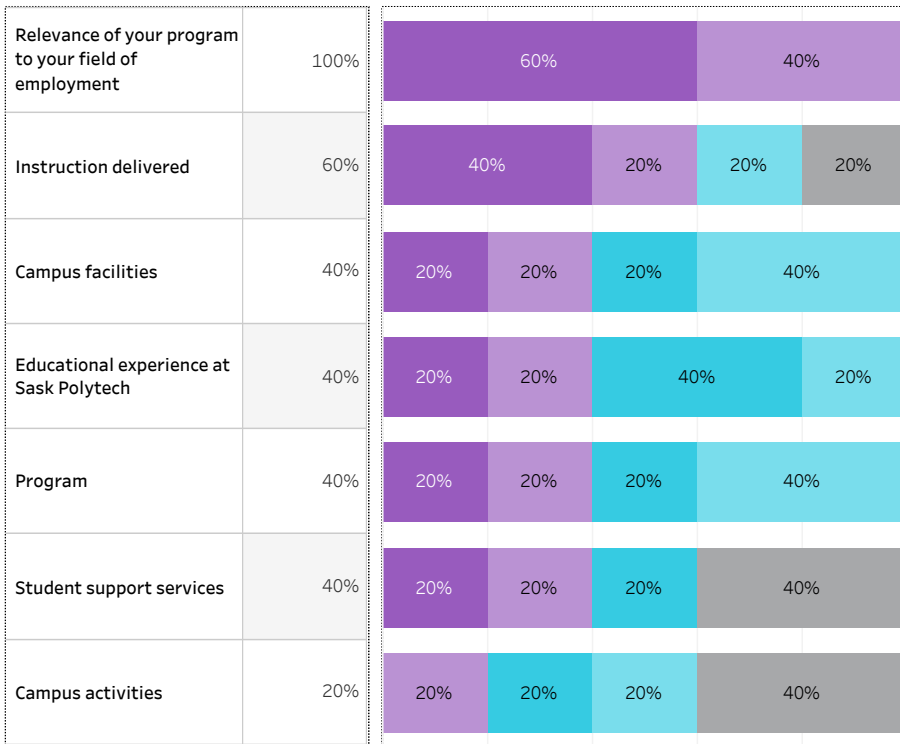
2019-20 Graduate Follow-up Survey Summary of Results (page 4/5) Satisfaction and Program Benefits



Click on button to RESET Filters

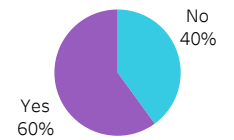
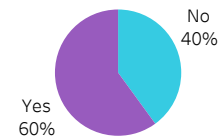
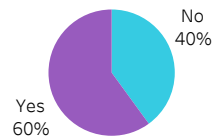
Number of Respondents: **5** | School: **Health Sciences** | Program: **Advanced Care Paramedic** | Credential: **Diploma** | Admin Campus: **Saskatoon** | Base/CE: **Base** | Indigenous: **Non-Indigenous**

Level of Satisfaction	Very Satisfied & Somewhat Satisfied	<ul style="list-style-type: none"> Very satisfied Somewhat satisfied Very dissatisfied Somewhat dissatisfied Not sure 	Program Benefits	A Great Extent & Some Extent	<ul style="list-style-type: none"> Not applicable Some extent A great extent
------------------------------	-------------------------------------	--	-------------------------	------------------------------	---



Satisfaction with Sask Polytech

Are you satisfied with your decision to attend Sask Polytech? | Would you recommend Sask Polytech to others? | Would you recommend your program to others?



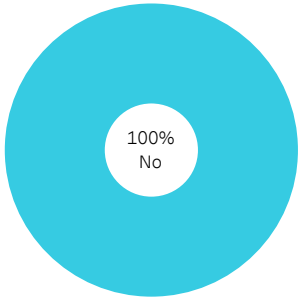


2019-20 Graduate Follow-up Survey Summary of Results (page 5/5) Further Post-Secondary Education



[Click on button to RESET Filters](#)

Number of Respondents 5	School: Health Sciences Program: Advanced Care Paramedic Credential: Diploma Admin Campus: Saskatoon Base/CE: Base Indigenous: Non-Indigenous
-----------------------------------	--

Currently Taking Further PSE  <p>100% No</p>	Enrolment Status	Current Program Related to Program Completed at Sask Polytech
---	-------------------------	--

Type of Post-Secondary Institution Enroled in
--

Among the students who pursued further education, 25% indicated the program was not related to the one they completed at Sask Polytech. Common reasons cited by the graduates who were studying in an unrelated field were to be able to change career choice, to have more/better career choices, and difficulty of finding employment in their previous field of study.

Institutional Research and Analysis

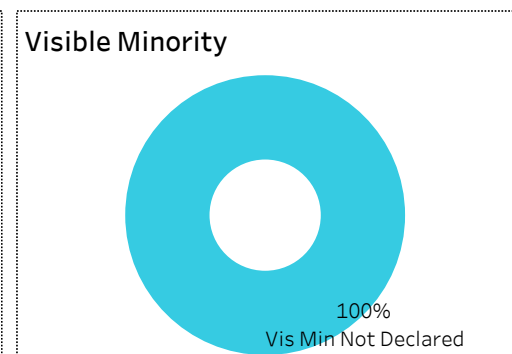
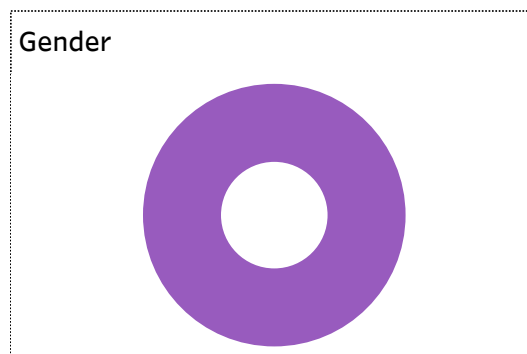
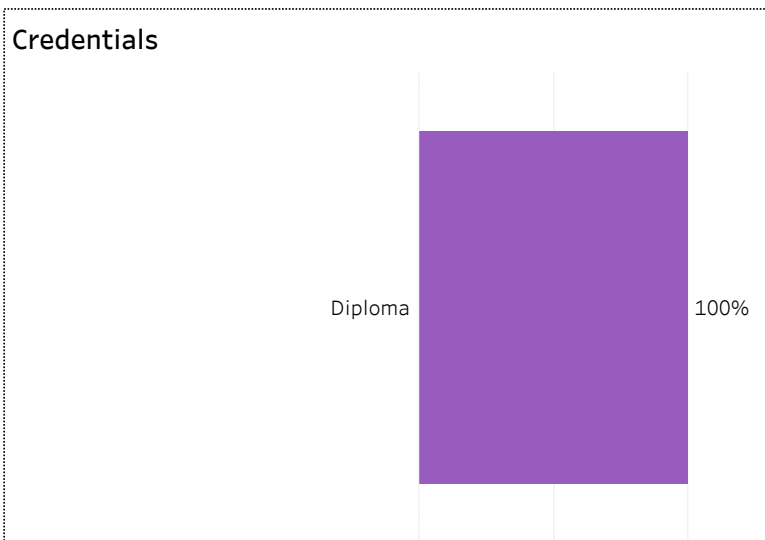
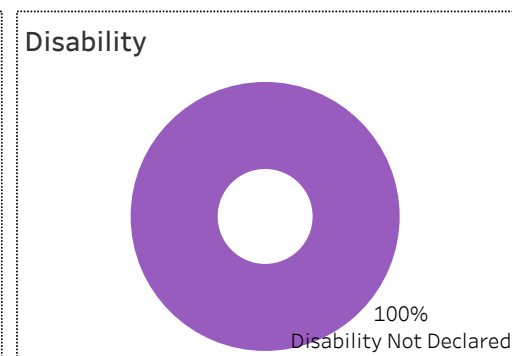
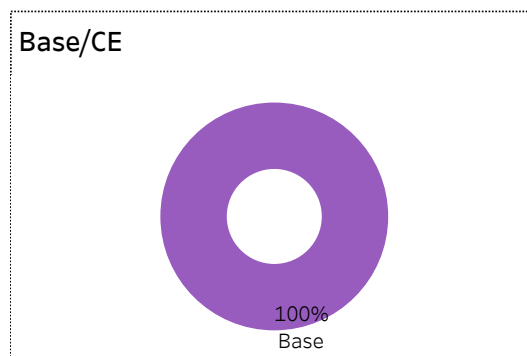
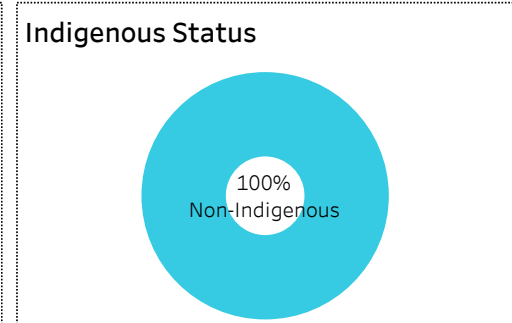
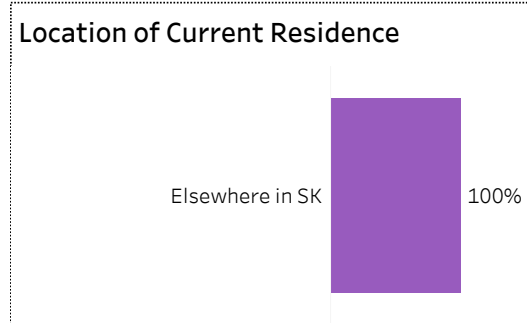


2019-20 Graduate Follow-up Survey Summary of Results (page 1/5) Respondent Profile



[Click on button to RESET Filters](#)

Number of Respondents: **1**
School: **Health Sciences** | Program: **Combined Lab/XRay Technology** | Credential: **Diploma** | Admin Campus: **Saskatoon** | Base/CE: **Base** | Indigenous: **Non-Indigenous**





2019-20 Graduate Follow-up Survey Summary of Results (page 2/5) Graduate Employment



[Click on button to RESET Filters](#)

Number of Respondents
1

School: **Health Sciences** | Program: **Combined Lab/XRay Technology** | Credential: **Diploma** | Admin Campus: **Saskatoon** | Base/CE: **Base** |
Indigenous: **Non-Indigenous**

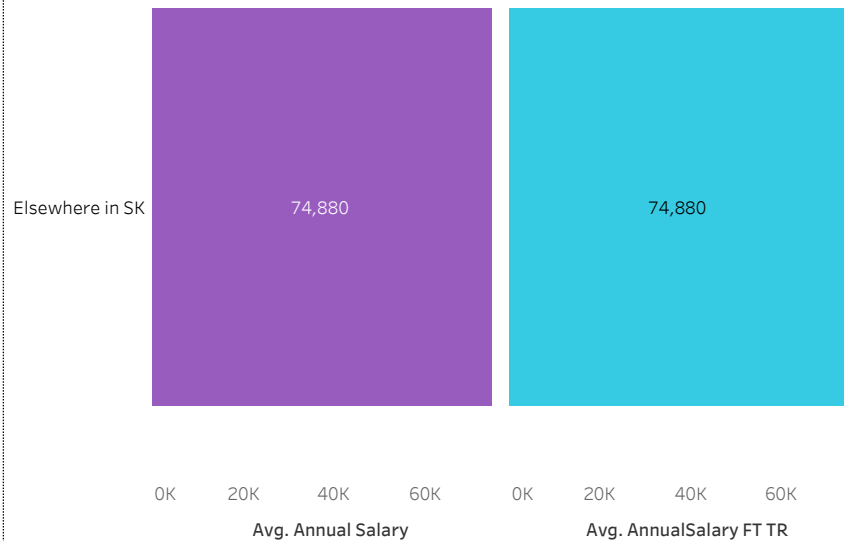
Overall Employment Rate

#Available Workforce	# of Grads Employed	Employment Rate	# of Fulltime Employed Grads	Full-time Employment Rate
1	1	100%	1	100%

Training Related (TR) Employment

#Available Workforce	# of TR Employed Grads	TR Employment Rate	# of Fulltime TR Employed Grads	Full-time TR Employment Rate
1	1	100%	1	100%

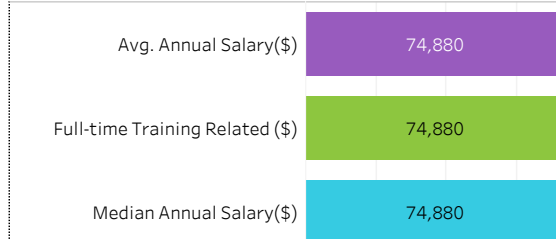
Average Salaries by Location of Employment



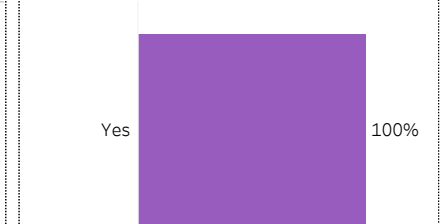
Location of Employment



Average/Median Salary



Relatedness of Job to Training





2019-20 Graduate Follow-up Survey

Summary of Results (page 3/5)

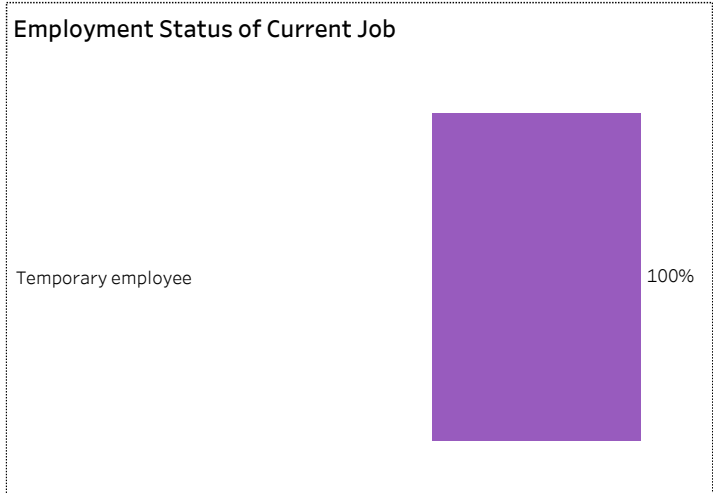
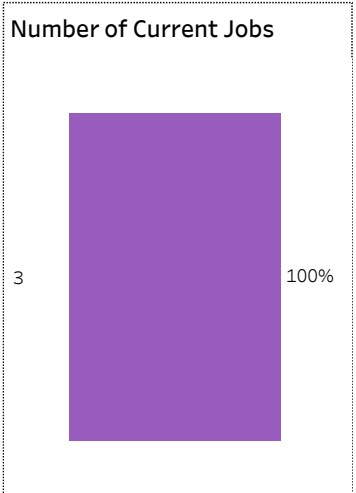

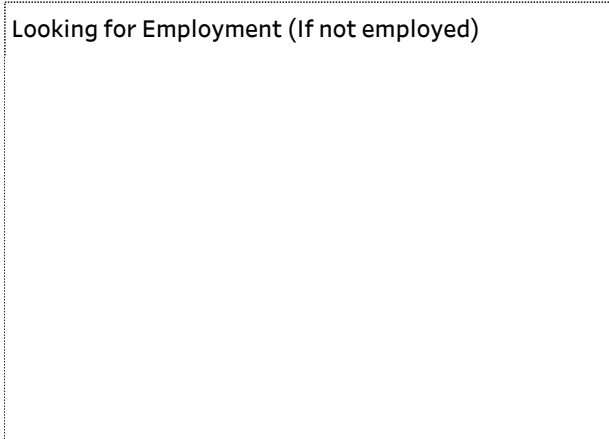
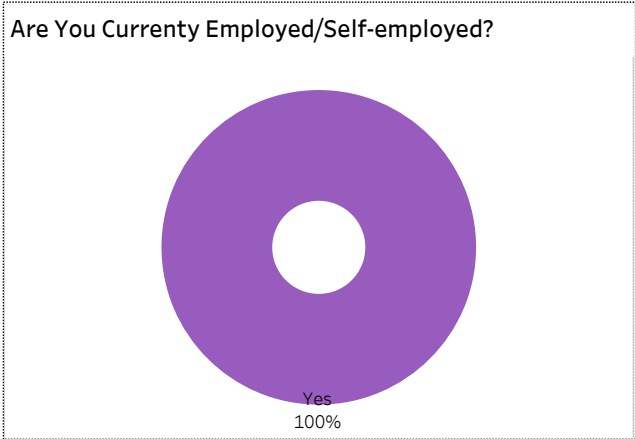
Graduate Employment (continued)



[Click on button to RESET Filters](#)

Number of Respondents: **1**

School: **Health Sciences** | Program: **Combined Lab/XRay Technology** | Credential: **Diploma** | Admin Campus: **Saskatoon** | Base/CE: **Base** | Indigenous: **Non-Indigenous**





2019-20 Graduate Follow-up Survey Summary of Results (page 4/5) Satisfaction and Program Benefits



Click on button to RESET Filters


Number of Respondents 1	School: Health Sciences Program: Combined Lab/XRay Technology Credential: Diploma Admin Campus: Saskatoon Base/CE: Base Indigenous: Non-Indigenous
-----------------------------------	--

Level of Satisfaction	Very Satisfied & Somewhat Satisfied	<input type="checkbox"/> Somewhat satisfied <input checked="" type="checkbox"/> Very satisfied	Program Benefits	A Great Extent & Some Extent	<input checked="" type="checkbox"/> Some extent

Campus activities	100%	100%		A great extent & S..	100%
Campus facilities	100%	100%	Improved earning potential	100%	100%
Instruction delivered	100%	100%	Improved employment opportunities	100%	100%
Educational experience at Sask Polytech	100%	100%	Skills and knowledge relevant in the workplace	100%	100%

Satisfaction with Sask Polytech


Are you satisfied with your decision to attend Sask Polytech? Would you recommend Sask Polytech to others? Would you recommend your program to others?



Yes
100%



Yes
100%



Yes
100%

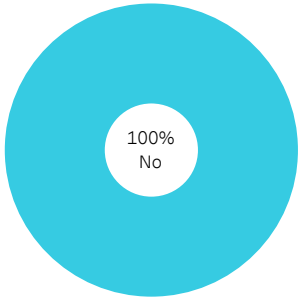


2019-20 Graduate Follow-up Survey Summary of Results (page 5/5) Further Post-Secondary Education



[Click on button to RESET Filters](#)

Number of Respondents 1	School: Health Sciences Program: Combined Lab/XRay Technology Credential: Diploma Admin Campus: Saskatoon Base/CE: Base Indigenous: Non-Indigenous
-----------------------------------	--

Currently Taking Further PSE  <p>100% No</p>	Enrolment Status	Current Program Related to Program Completed at Sask Polytech
---	-------------------------	--

Type of Post-Secondary Institution Enroled in
--

Among the students who pursued further education, 25% indicated the program was not related to the one they completed at Sask Polytech. Common reasons cited by the graduates who were studying in an unrelated field were to be able to change career choice, to have more/better career choices, and difficulty of finding employment in their previous field of study.

Institutional Research and Analysis



2019-20 Graduate Follow-up Survey Summary of Results (page 1/5) Respondent Profile

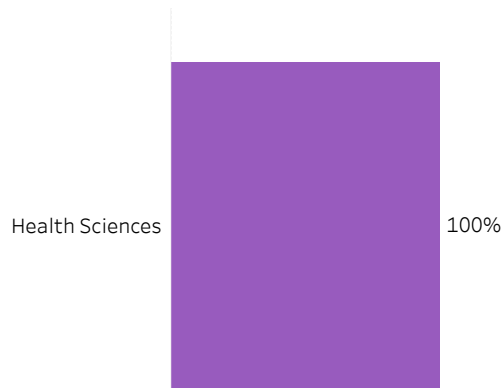


[Click on button to RESET Filters](#)


Number of Respondents
1

School: **Health Sciences** | Program: **Community Paramedic** | Credential: **Advanced Certificate** | Admin Campus: **Saskatoon** | Base/CE: **Con Ed - Sask Polytech Delivered** | Indigenous: **Indigenous**

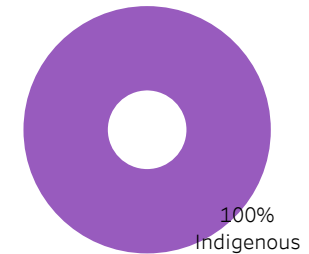
School



Location of Current Residence



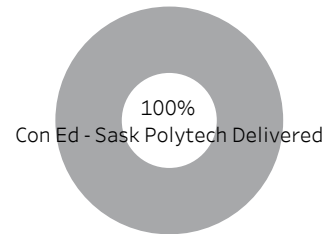
Indigenous Status



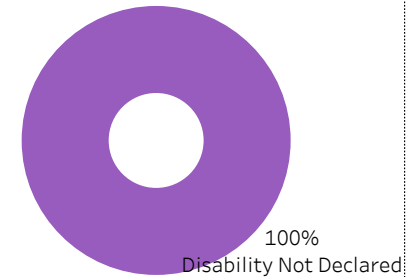
Credentials




Base/CE



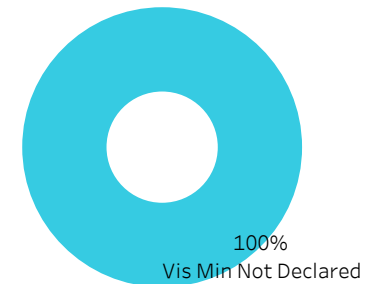
Disability



Gender



Visible Minority





2019-20 Graduate Follow-up Survey Summary of Results (page 2/5) Graduate Employment



[Click on button to RESET Filters](#)

Number of Respondents
1

School: **Health Sciences** | Program: **Community Paramedic** | Credential: **Advanced Certificate** | Admin Campus: **Saskatoon** | Base/CE: **Con Ed - Sask Polytech Delivered** | Indigenous: **Indigenous**

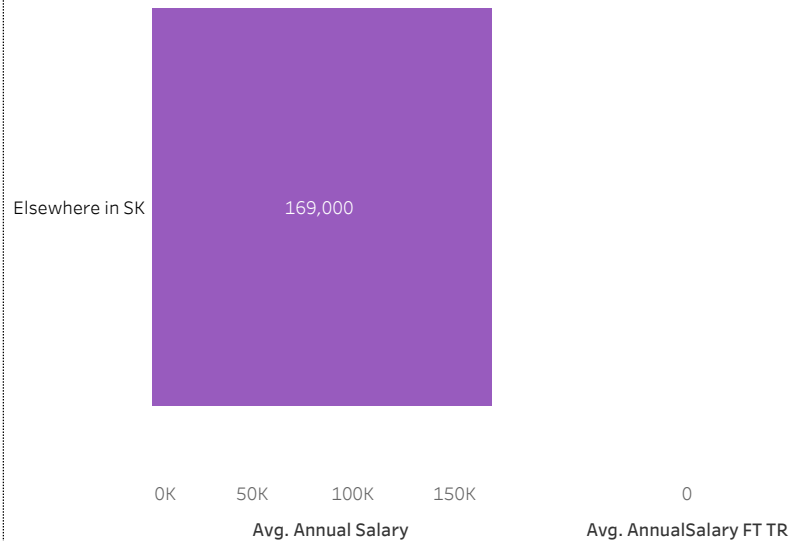
Overall Employment Rate

#Available Workforce	# of Grads Employed	Employment Rate	# of Fulltime Employed Grads	Full-time Employment Rate
1	1	100%	1	100%


Training Related (TR) Employment

#Available Workforce	# of TR Employed Grads	TR Employment Rate	# of Fulltime TR Employed Grads	Full -time TR Employment Rate
1	0	0%	0	0%

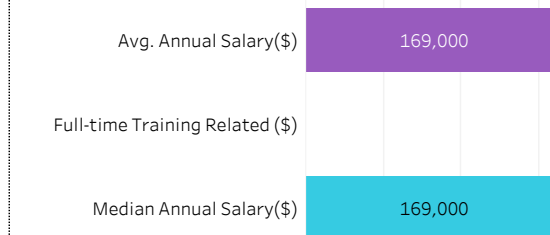
Average Salaries by Location of Employment




Location of Employment



Average/Median Salary



Relatedness of Job to Training





2019-20 Graduate Follow-up Survey

Summary of Results (page 3/5)

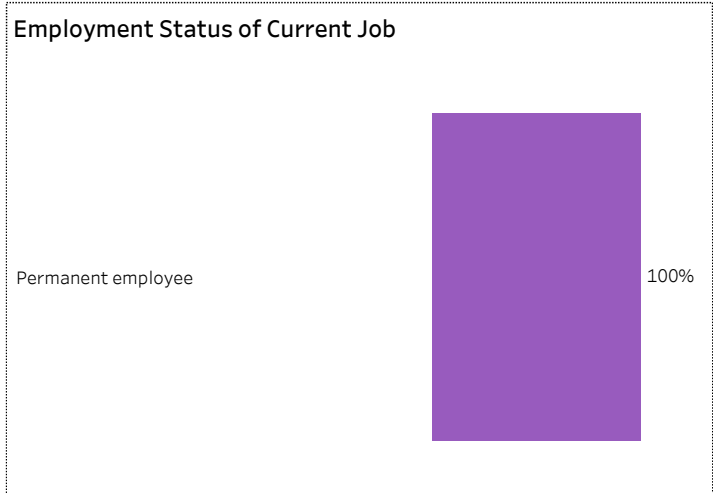
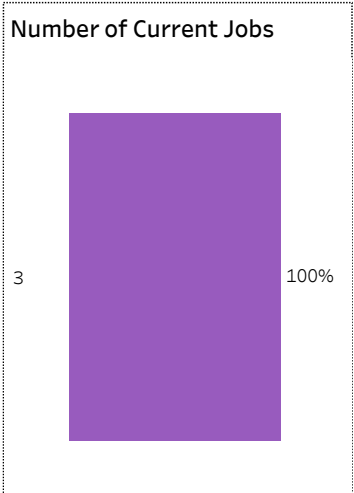

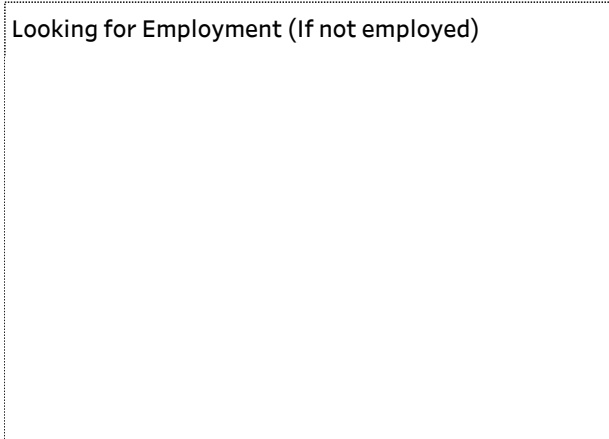
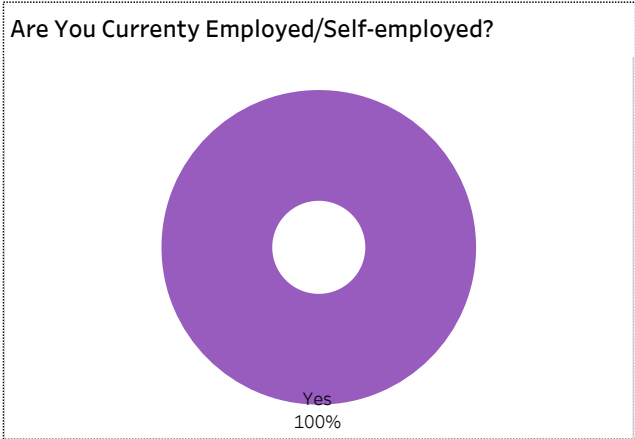
Graduate Employment (continued)



[Click on button to RESET Filters](#)

Number of Respondents: **1**

School: **Health Sciences** | Program: **Community Paramedic** | Credential: **Advanced Certificate** | Admin Campus: **Saskatoon** | Base/CE: **Con Ed - Sask Polytech Delivered** | Indigenous: **Indigenous**





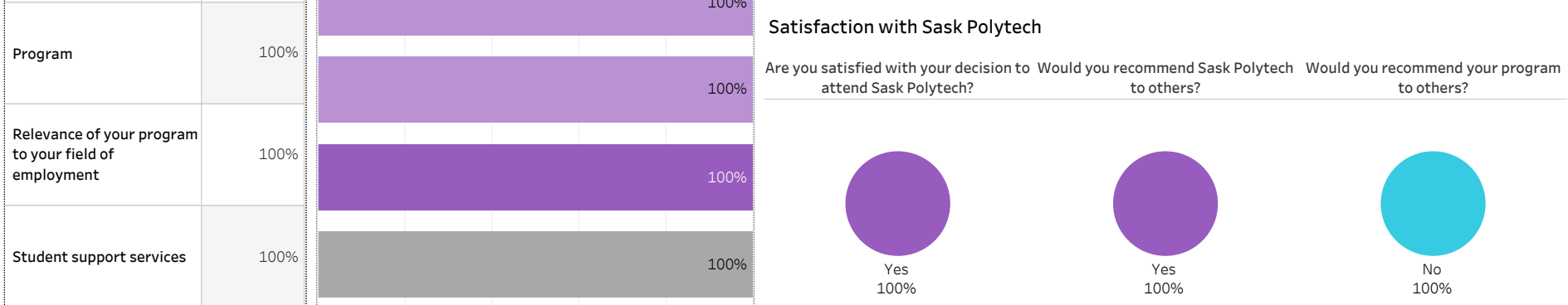
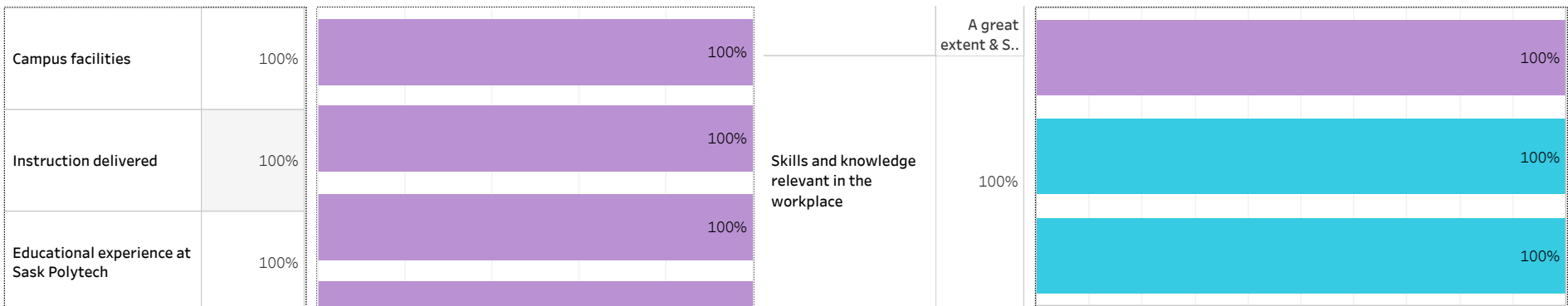
2019-20 Graduate Follow-up Survey Summary of Results (page 4/5) Satisfaction and Program Benefits



Click on button to RESET Filters

Number of Respondents 1	School: Health Sciences Program: Community Paramedic Credential: Advanced Certificate Admin Campus: Saskatoon Base/CE: Con Ed - Sask Polytech Delivered Indigenous: Indigenous
-----------------------------------	--

Level of Satisfaction	Very Satisfied & Somewhat Satisfied	<ul style="list-style-type: none"> Not sure Somewhat satisfied Very satisfied 	Program Benefits	<ul style="list-style-type: none"> A Great Extent & Some Extent No extent at all Some extent
------------------------------	-------------------------------------	--	-------------------------	---



Institutional Research and Analysis

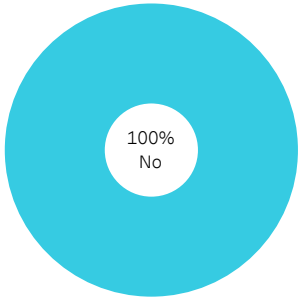


2019-20 Graduate Follow-up Survey Summary of Results (page 5/5) Further Post-Secondary Education



[Click on button to RESET Filters](#)

<p>Number of Respondents 1</p>	<p>School: Health Sciences Program: Community Paramedic Credential: Advanced Certificate Admin Campus: Saskatoon Base/CE: Con Ed - Sask Polytech Delivered Indigenous: Indigenous</p>
---	---

<p>Currently Taking Further PSE</p>  <p>A donut chart with a single cyan segment. The center of the chart contains the text "100% No".</p>	<p>Enrolment Status</p>	<p>Current Program Related to Program Completed at Sask Polytech</p>
---	-------------------------	--

<p>Type of Post-Secondary Institution Enroled in</p>
--

Among the students who pursued further education, 25% indicated the program was not related to the one they completed at Sask Polytech. Common reasons cited by the graduates who were studying in an unrelated field were to be able to change career choice, to have more/better career choices, and difficulty of finding employment in their previous field of study.

Institutional Research and Analysis

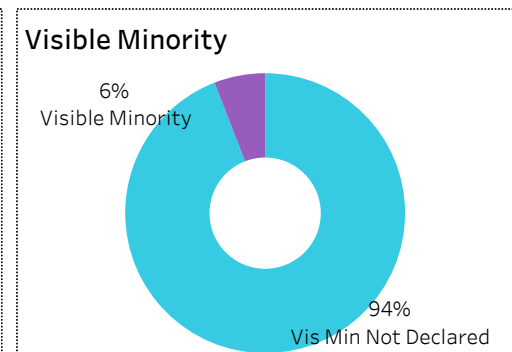
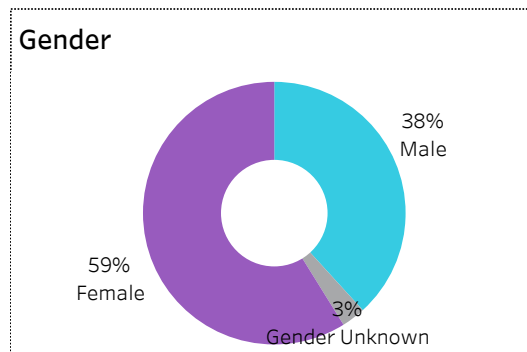
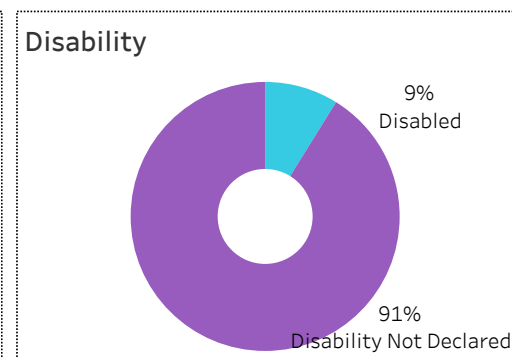
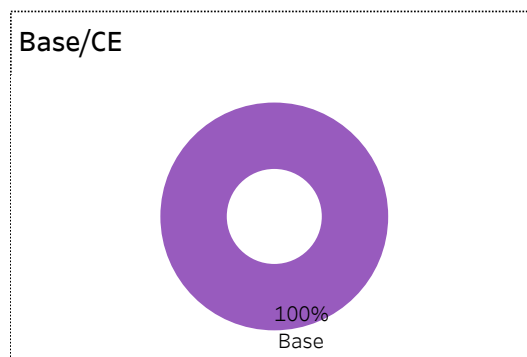
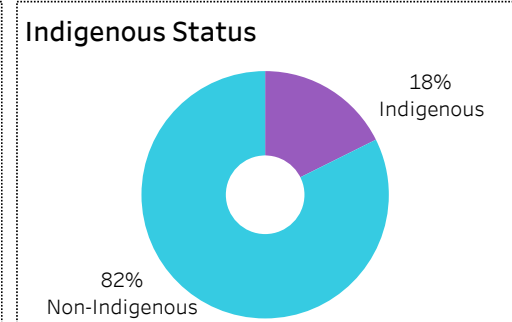
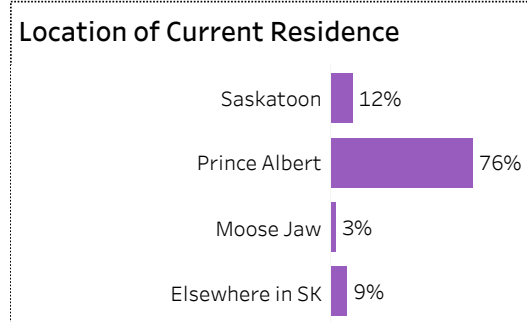
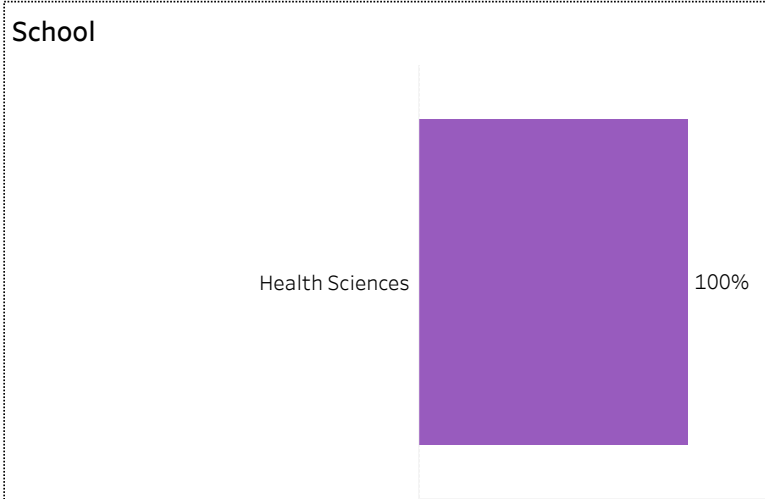


2019-20 Graduate Follow-up Survey Summary of Results (page 1/5) Respondent Profile



[Click on button to RESET Filters](#)

Number of Respondents: **34**
 School: **Health Sciences** | Program: **Continuing Care Assistant** | Credential: **Certificate** | Admin Campus: **Prince Albert** | Base/CE: **Base** | Indigenous: **All**





2019-20 Graduate Follow-up Survey Summary of Results (page 2/5) Graduate Employment



[Click on button to RESET Filters](#)

Number of Respondents
34

School: **Health Sciences** | Program: **Continuing Care Assistant** | Credential: **Certificate** | Admin Campus: **Prince Albert** | Base/CE: **Base** |
Indigenous: **All**

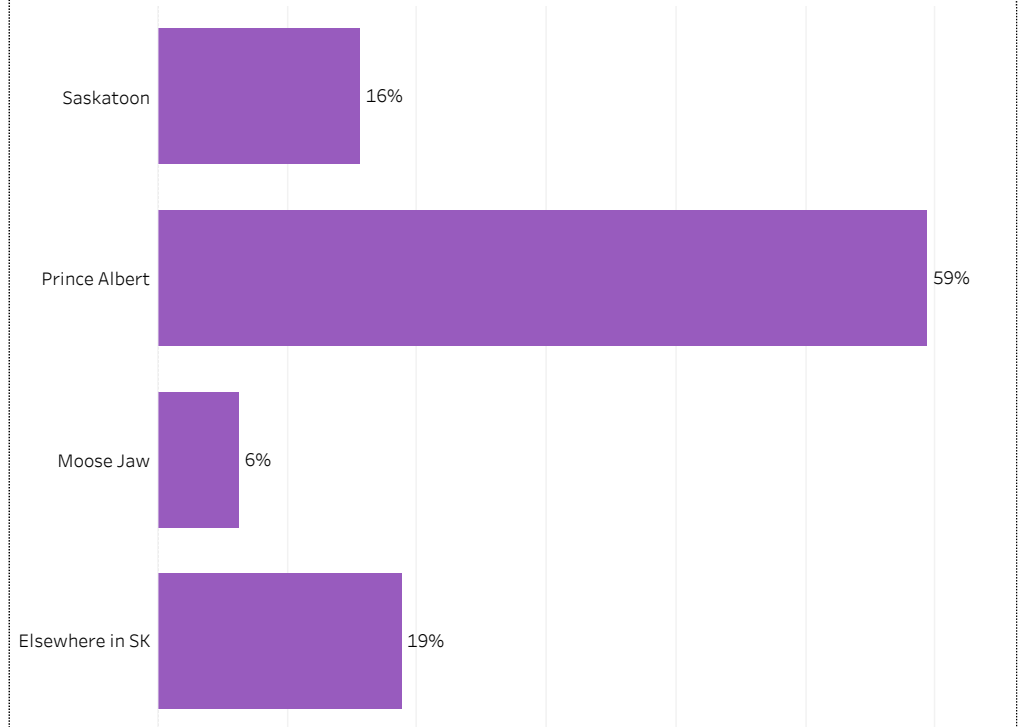
Overall Employment Rate

#Available Workforce	# of Grads Employed	Employment Rate	# of Fulltime Employed Grads	Full-time Employment Rate
32	32	100%	30	94%

Training Related (TR) Employment

#Available Workforce	# of TR Employed Grads	TR Employment Rate	# of Fulltime TR Employed Grads	Full-time TR Employment Rate
32	30	94%	28	88%

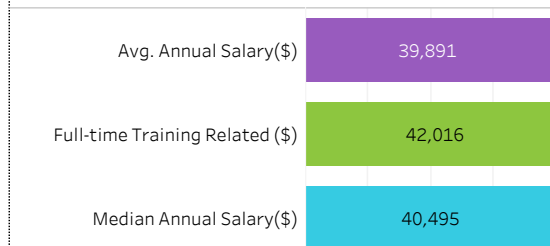
Location of Employment



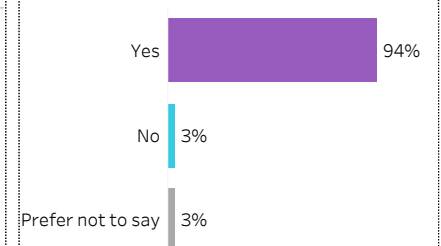
Average Salaries by Location of Employment



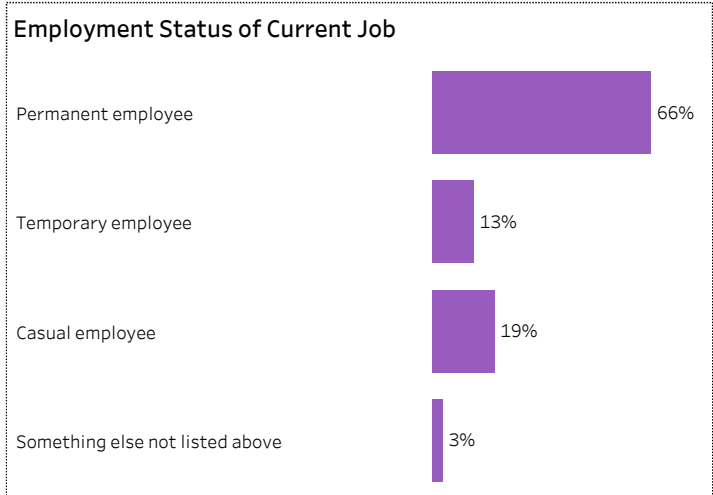
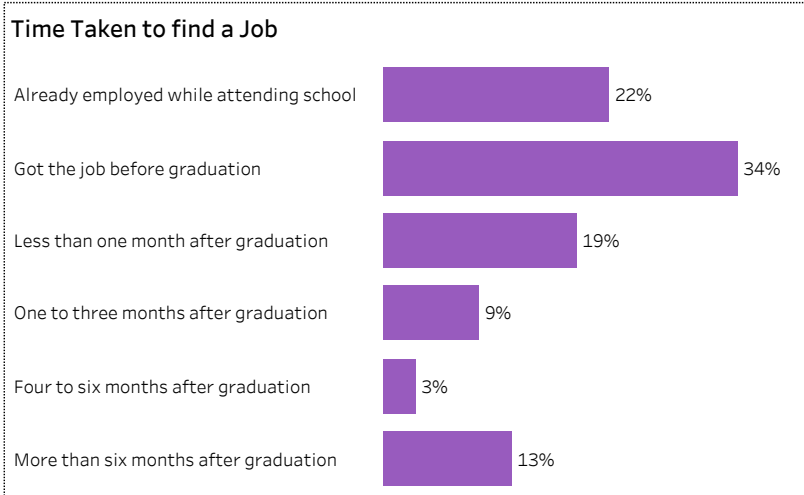
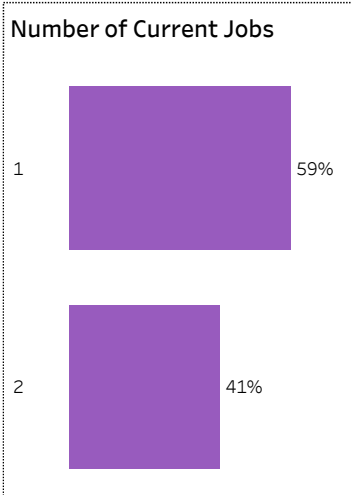
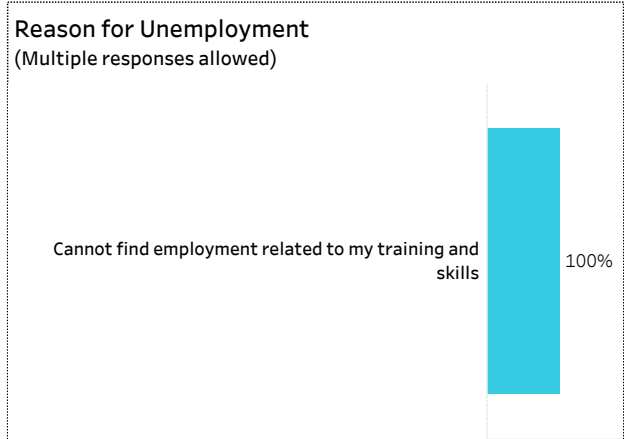
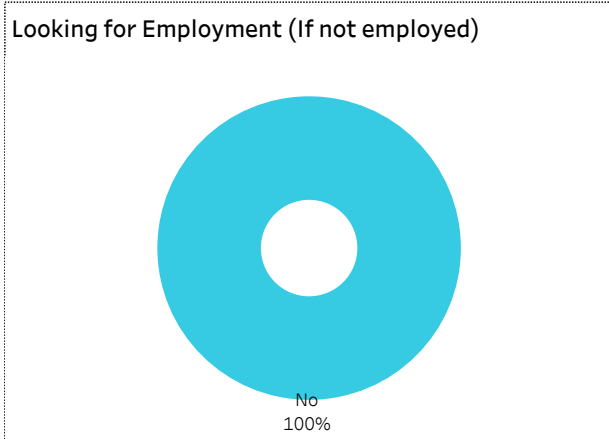
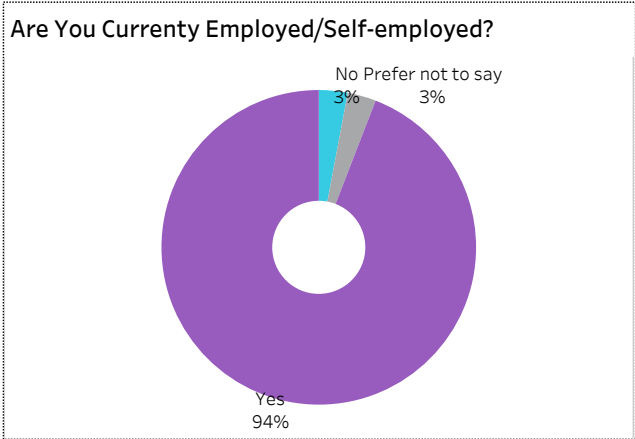
Average/Median Salary



Relatedness of Job to Training



Number of Respondents **34** | School: **Health Sciences** | Program: **Continuing Care Assistant** | Credential: **Certificate** | Admin Campus: **Prince Albert** | Base/CE: **Base** | Indigenous: **All**





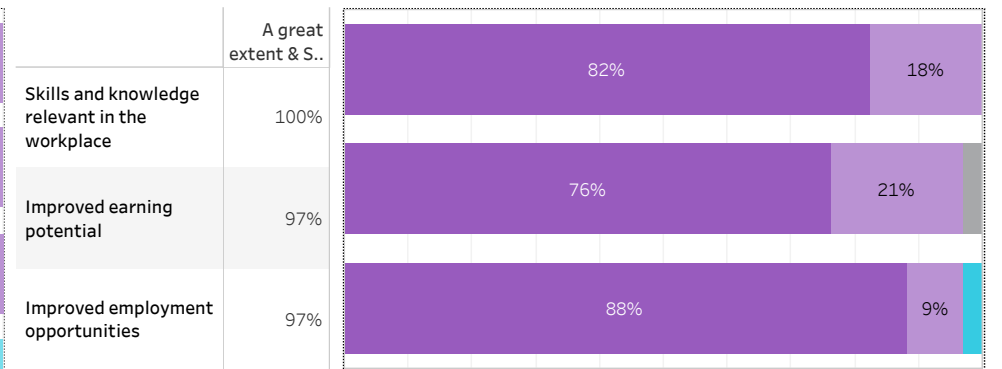
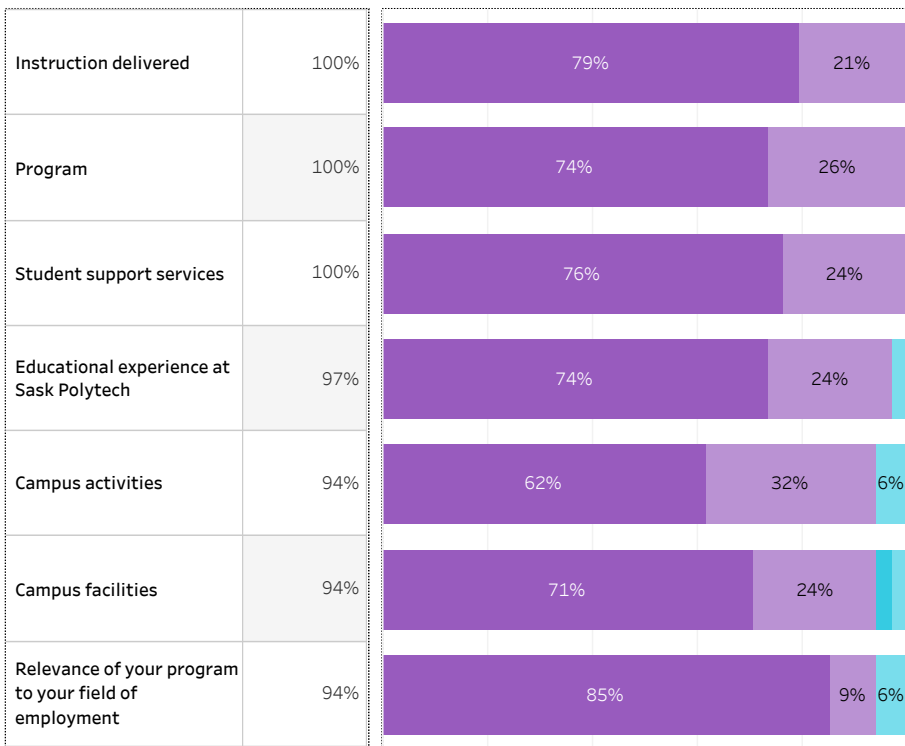
2019-20 Graduate Follow-up Survey Summary of Results (page 4/5) Satisfaction and Program Benefits



Click on button to RESET Filters

Number of Respondents 34	School: Health Sciences Program: Continuing Care Assistant Credential: Certificate Admin Campus: Prince Albert Base/CE: Base Indigenous: All
------------------------------------	---

Level of Satisfaction	Very Satisfied & Somewhat Satisfied	<ul style="list-style-type: none"> Very satisfied Somewhat satisfied Very dissatisfied Somewhat dissatisfied 	Program Benefits	A Great Extent & Some Extent	<ul style="list-style-type: none"> Not sure No extent at all Some extent A great extent
------------------------------	-------------------------------------	--	-------------------------	------------------------------	---



Satisfaction with Sask Polytech



Institutional Research and Analysis



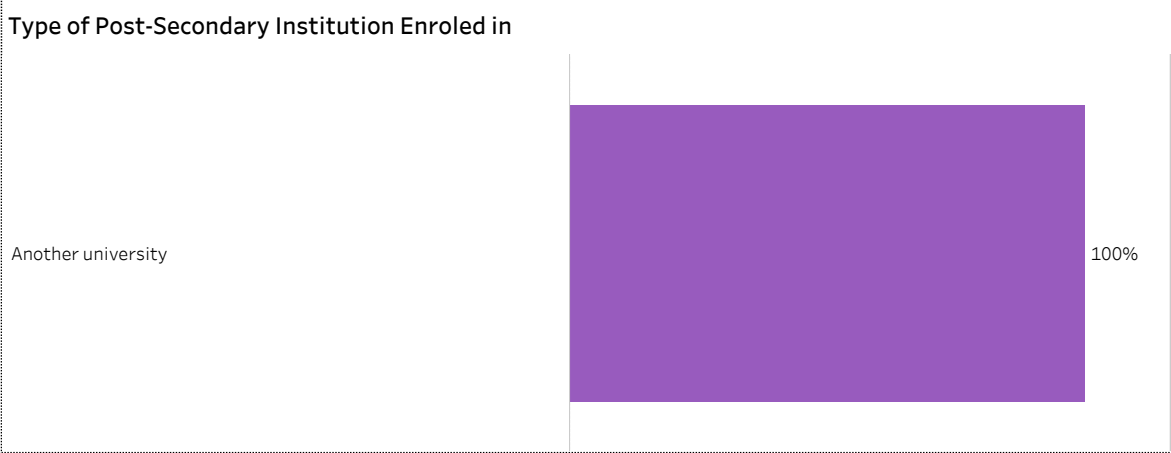
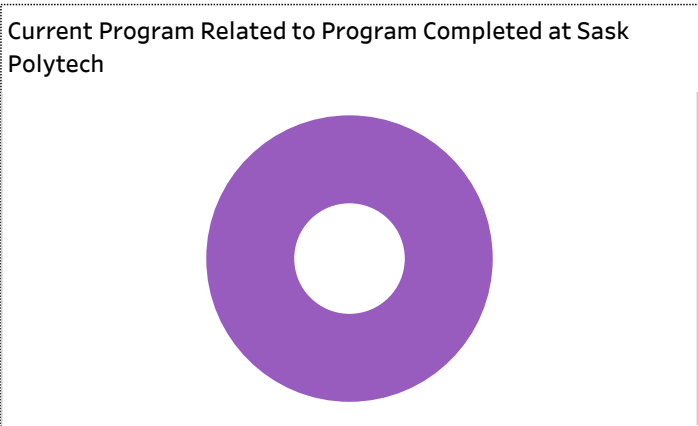

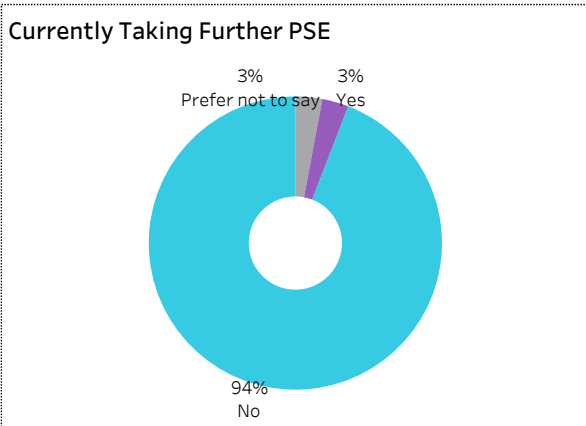
2019-20 Graduate Follow-up Survey Summary of Results (page 5/5) Further Post-Secondary Education



[Click on button to RESET Filters](#)

Number of Respondents
34

School: **Health Sciences** | Program: **Continuing Care Assistant** | Credential: **Certificate** | Admin Campus: **Prince Albert** | Base/CE: **Base**
| Indigenous: **All**



Among the students who pursued further education, 25% indicated the program was not related to the one they completed at Sask Polytech. Common reasons cited by the graduates who were studying in an unrelated field were to be able to change career choice, to have more/better career choices, and difficulty of finding employment in their previous field of study.

Institutional Research and Analysis



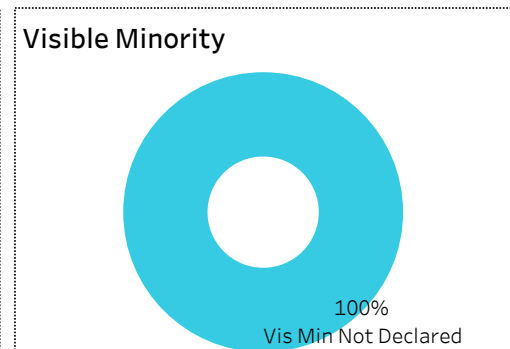
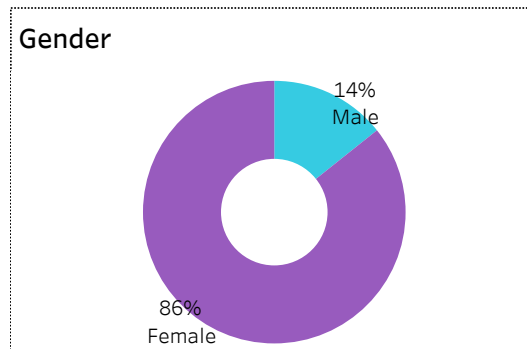
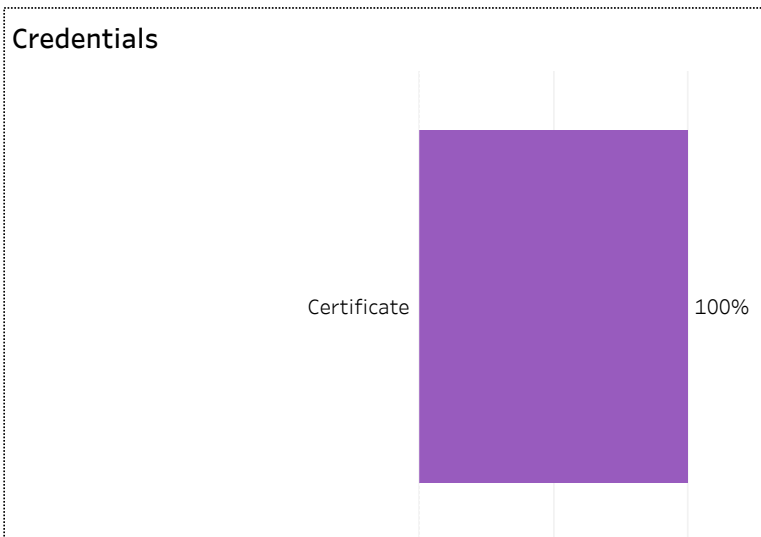
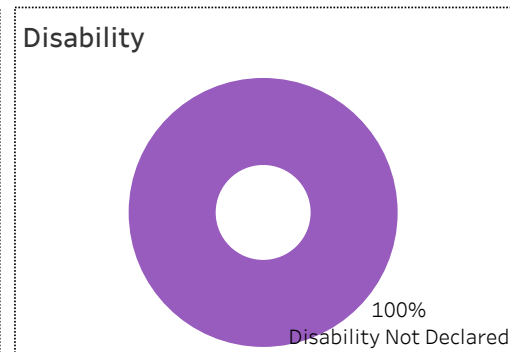
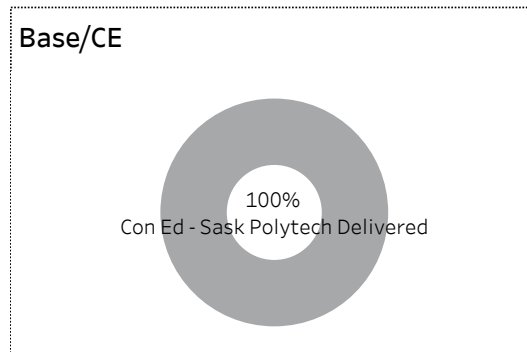
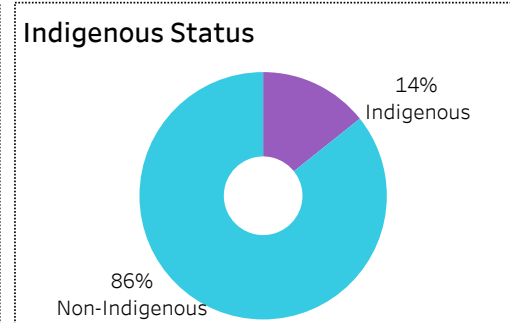
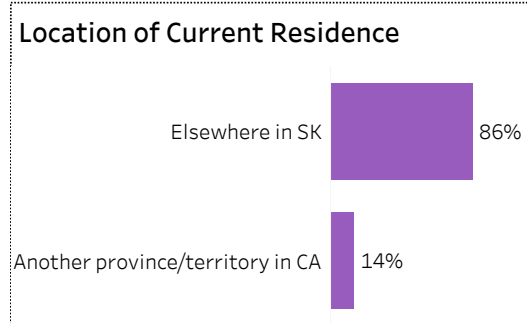
2019-20 Graduate Follow-up Survey Summary of Results (page 1/5) Respondent Profile



[Click on button to RESET Filters](#)

Number of Respondents
7

School: **Health Sciences** | Program: **Continuing Care Assistant** | Credential: **Certificate** | Admin Campus: **Prince Albert** | Base/CE: **Con Ed - Sask Polytech Delivered** | Indigenous: **All**





2019-20 Graduate Follow-up Survey Summary of Results (page 2/5) Graduate Employment



[Click on button to RESET Filters](#)

Number of Respondents
7

School: **Health Sciences** | Program: **Continuing Care Assistant** | Credential: **Certificate** | Admin Campus: **Prince Albert** | Base/CE: **Con Ed - Sask Polytech Delivered** | Indigenous: **All**

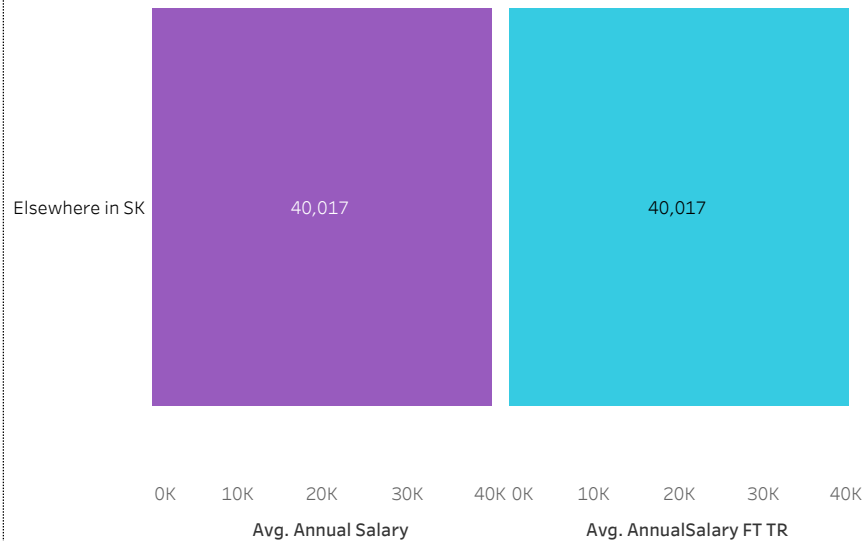
Overall Employment Rate

#Available Workforce	# of Grads Employed	Employment Rate	# of Fulltime Employed Grads	Full-time Employment Rate
7	7	100%	7	100%

Training Related (TR) Employment

#Available Workforce	# of TR Employed Grads	TR Employment Rate	# of Fulltime TR Employed Grads	Full-time TR Employment Rate
7	7	100%	7	100%


Average Salaries by Location of Employment



Location of Employment



Average/Median Salary



Relatedness of Job to Training





2019-20 Graduate Follow-up Survey

Summary of Results (page 3/5)

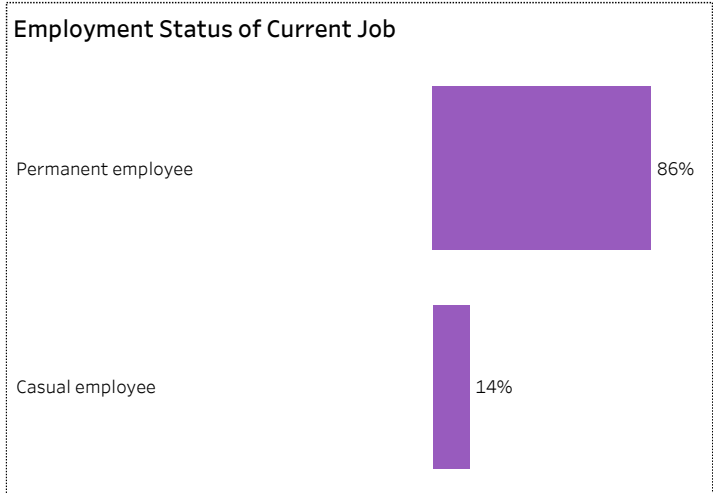
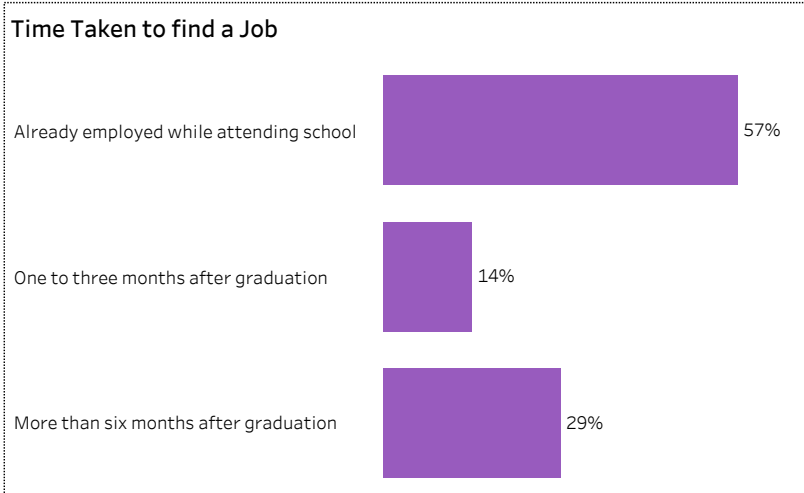
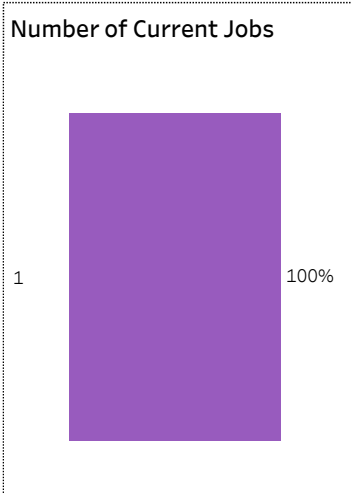

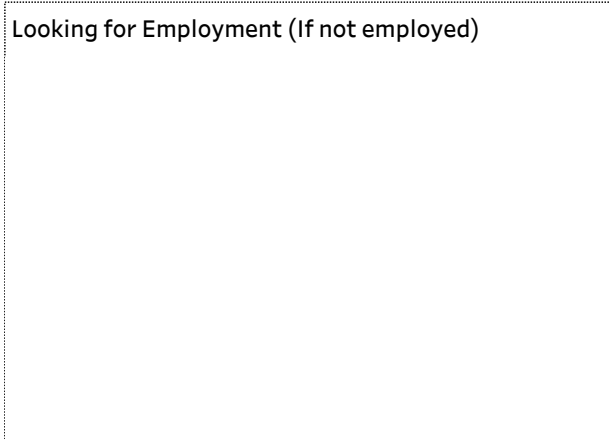
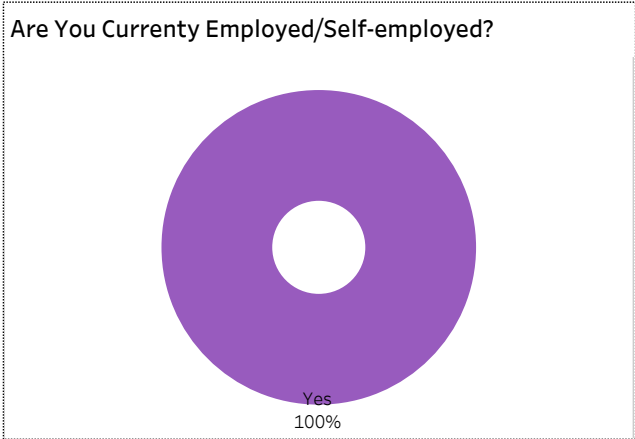
Graduate Employment (continued)



[Click on button to RESET Filters](#)

Number of Respondents: **7**

School: **Health Sciences** | Program: **Continuing Care Assistant** | Credential: **Certificate** | Admin Campus: **Prince Albert** | Base/CE: **Con Ed - Sask Polytech Delivered** | Indigenous: **All**





2019-20 Graduate Follow-up Survey Summary of Results (page 4/5) Satisfaction and Program Benefits



Click on button to RESET Filters

Number of Respondents 7	School: Health Sciences Program: Continuing Care Assistant Credential: Certificate Admin Campus: Prince Albert Base/CE: Con Ed - Sask Polytech Delivered Indigenous: All
-----------------------------------	--

Level of Satisfaction	Very Satisfied & Somewhat Satisfied	<ul style="list-style-type: none"> Very satisfied Somewhat satisfied Somewhat dissatisfied Not sure 	Program Benefits	A Great Extent & Some Extent	<ul style="list-style-type: none"> Not applicable Some extent A great extent
------------------------------	-------------------------------------	---	-------------------------	------------------------------	---

Instruction delivered	100%	71% (Very satisfied), 29% (Somewhat satisfied)	Improved earning potential	A Great extent & S..	57% (A great extent), 43% (Some extent)
Educational experience at Sask Polytech	100%	57% (Very satisfied), 43% (Somewhat satisfied)	Skills and knowledge relevant in the workplace	100%	71% (A great extent), 29% (Some extent)
Program	100%	71% (Very satisfied), 29% (Somewhat satisfied)	Improved employment opportunities	86%	71% (A great extent), 14% (Some extent), 14% (Not applicable)
Relevance of your program to your field of employment	100%	100% (Very satisfied)			
Student support services	100%	57% (Very satisfied), 43% (Somewhat satisfied)			
Campus facilities	86%	86% (Very satisfied), 14% (Not sure)			
Campus activities	57%	29% (Very satisfied), 29% (Somewhat satisfied), 14% (Somewhat dissatisfied), 29% (Not sure)			

Satisfaction with Sask Polytech

Are you satisfied with your decision to attend Sask Polytech? Would you recommend Sask Polytech to others? Would you recommend your program to others?



Yes
100%



Yes
100%



Yes
100%

Institutional Research and Analysis

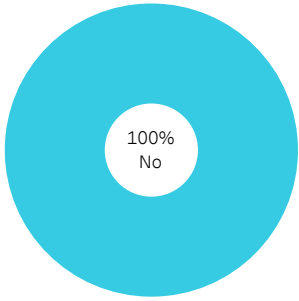


2019-20 Graduate Follow-up Survey Summary of Results (page 5/5) Further Post-Secondary Education



[Click on button to RESET Filters](#)

Number of Respondents 7	School: Health Sciences Program: Continuing Care Assistant Credential: Certificate Admin Campus: Prince Albert Base/CE: Con Ed - Sask Polytech Delivered Indigenous: All
-----------------------------------	--

Currently Taking Further PSE  <p>100% No</p>	Enrolment Status	Current Program Related to Program Completed at Sask Polytech
---	-------------------------	--

Type of Post-Secondary Institution Enroled in
--

Among the students who pursued further education, 25% indicated the program was not related to the one they completed at Sask Polytech. Common reasons cited by the graduates who were studying in an unrelated field were to be able to change career choice, to have more/better career choices, and difficulty of finding employment in their previous field of study.

Institutional Research and Analysis



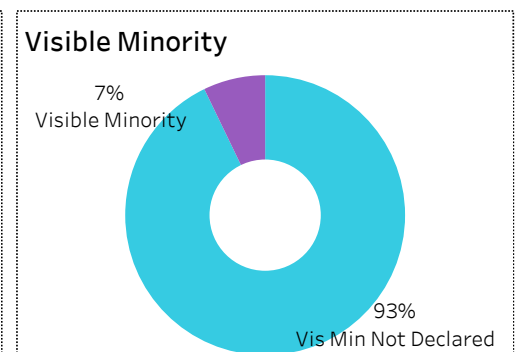
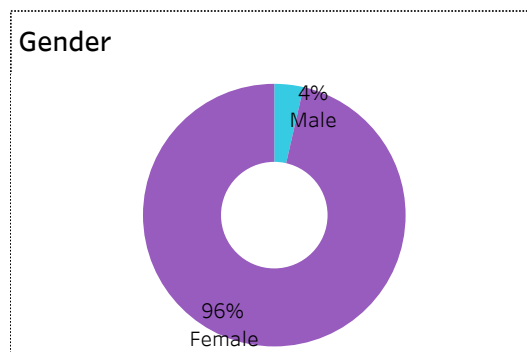
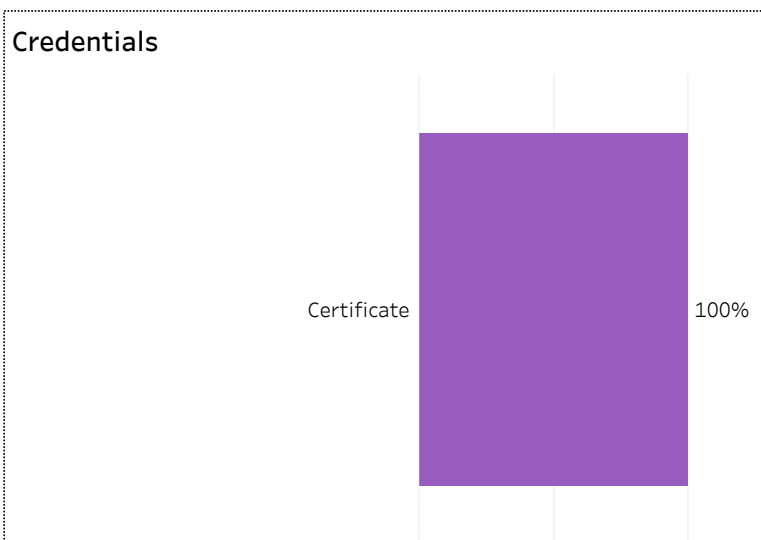
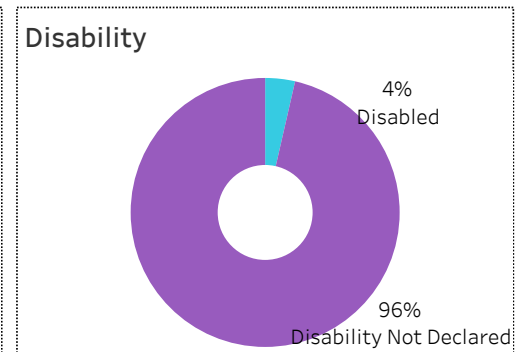
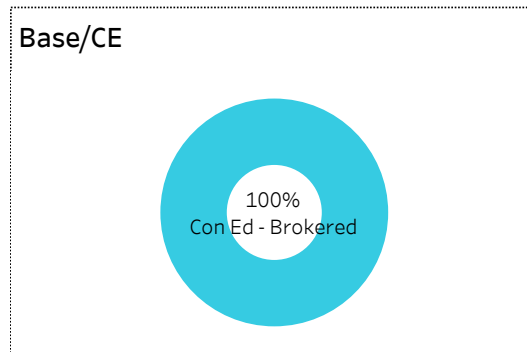
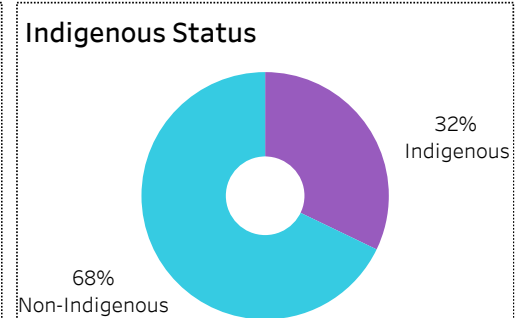
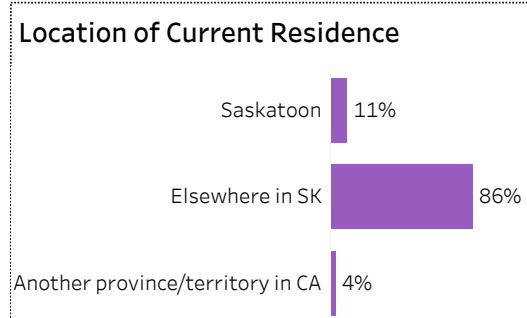
2019-20 Graduate Follow-up Survey Summary of Results (page 1/5) Respondent Profile



[Click on button to RESET Filters](#)

Number of Respondents
28

School: **Health Sciences** | Program: **Continuing Care Assistant** | Credential: **Certificate** | Admin Campus: **Prince Albert** | Base/CE: **Con Ed - Brokered** | Indigenous: **All**





2019-20 Graduate Follow-up Survey Summary of Results (page 2/5) Graduate Employment



[Click on button to RESET Filters](#)

Number of Respondents
28

School: **Health Sciences** | Program: **Continuing Care Assistant** | Credential: **Certificate** | Admin Campus: **Prince Albert** | Base/CE: **Con Ed - Brokered** | Indigenous: **All**

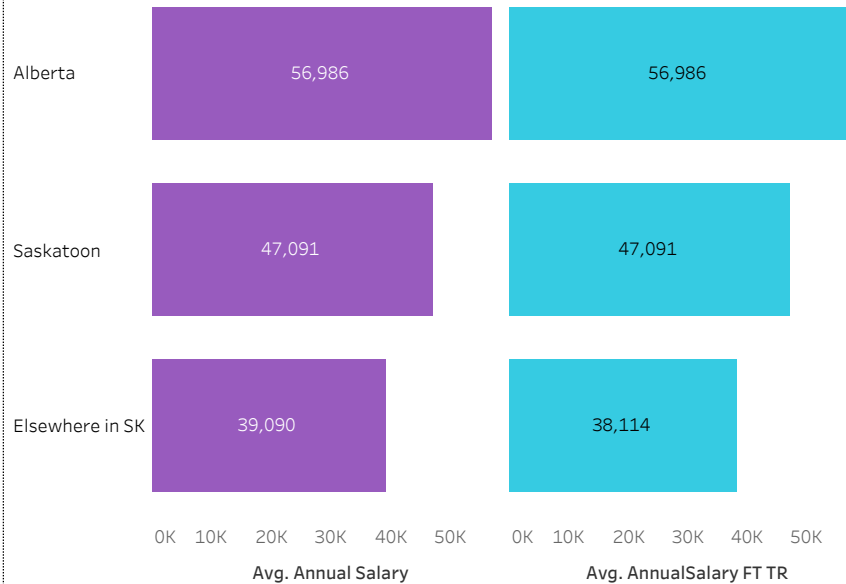
Overall Employment Rate

#Available Workforce	# of Grads Employed	Employment Rate	# of Fulltime Employed Grads	Full-time Employment Rate
24	24	100%	21	88%

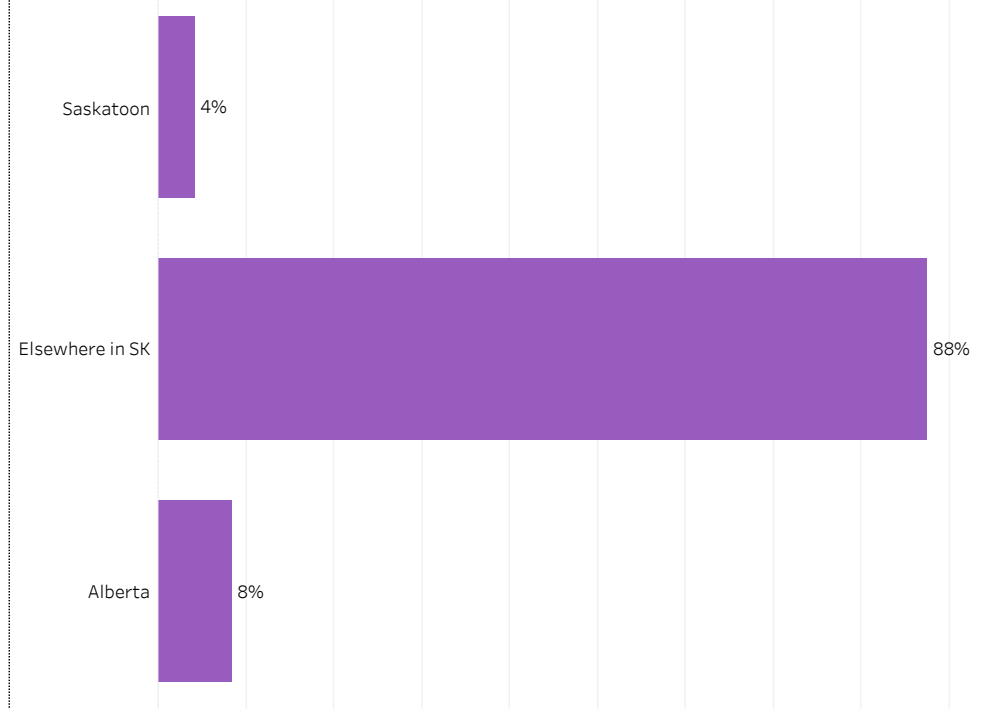
Training Related (TR) Employment

#Available Workforce	# of TR Employed Grads	TR Employment Rate	# of Fulltime TR Employed Grads	Full-time TR Employment Rate
24	21	88%	19	79%

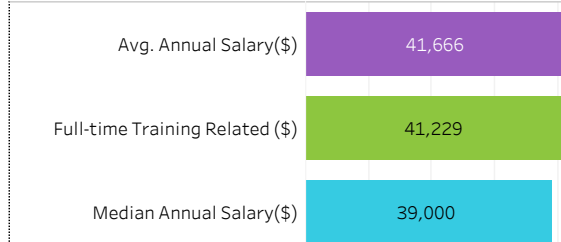
Average Salaries by Location of Employment



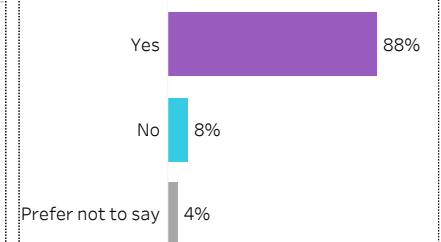
Location of Employment



Average/Median Salary



Relatedness of Job to Training





2019-20 Graduate Follow-up Survey

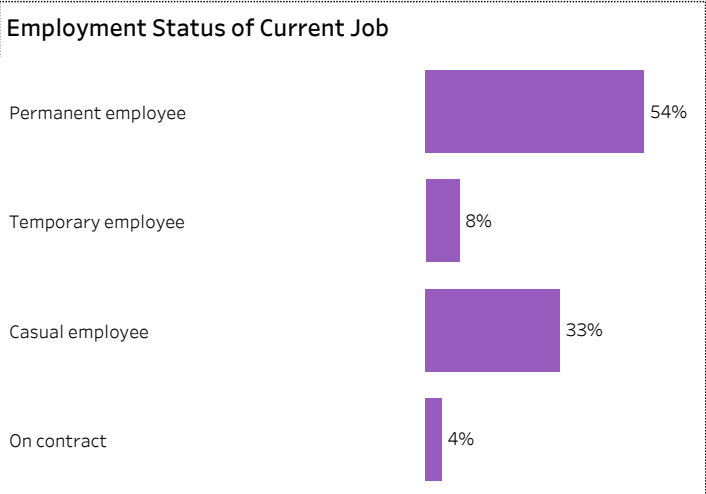
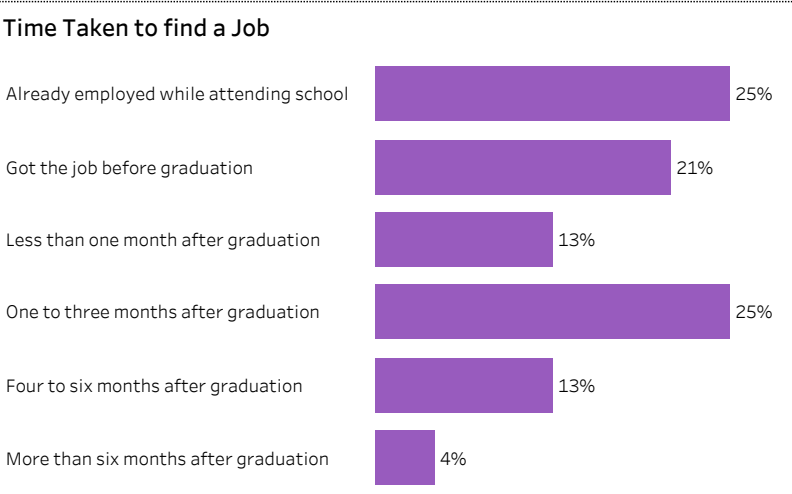
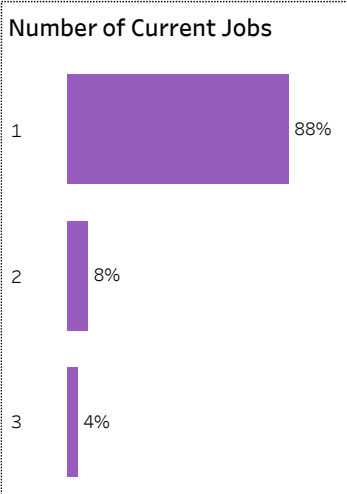
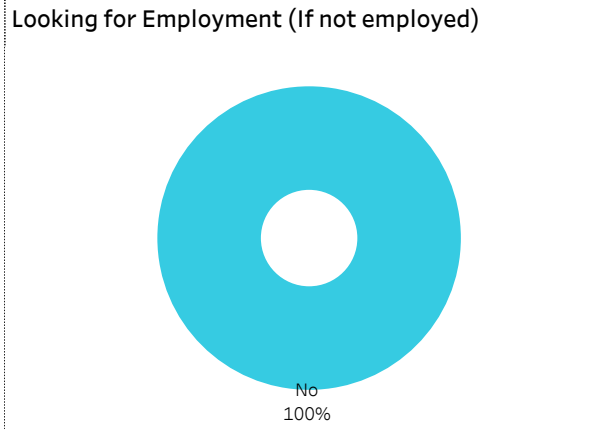
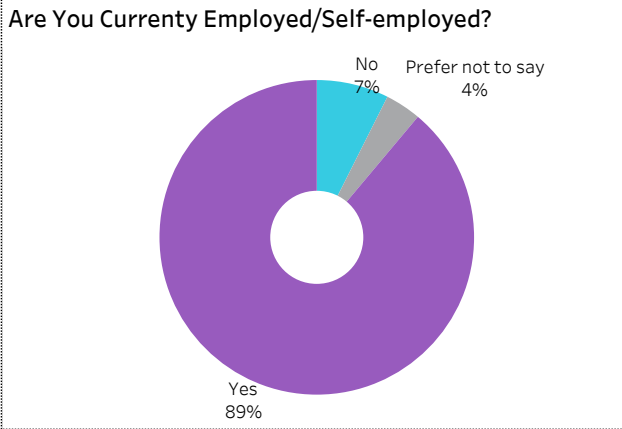
Summary of Results (page 3/5)

Graduate Employment (continued)



[Click on button to RESET Filters](#)

Number of Respondents: **28**
School: **Health Sciences** | Program: **Continuing Care Assistant** | Credential: **Certificate** | Admin Campus: **Prince Albert** | Base/CE: **Con Ed - Brokered** | Indigenous: **All**





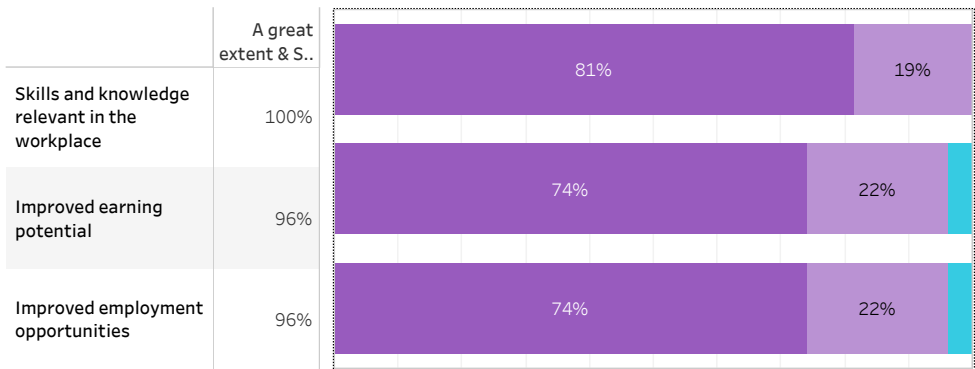
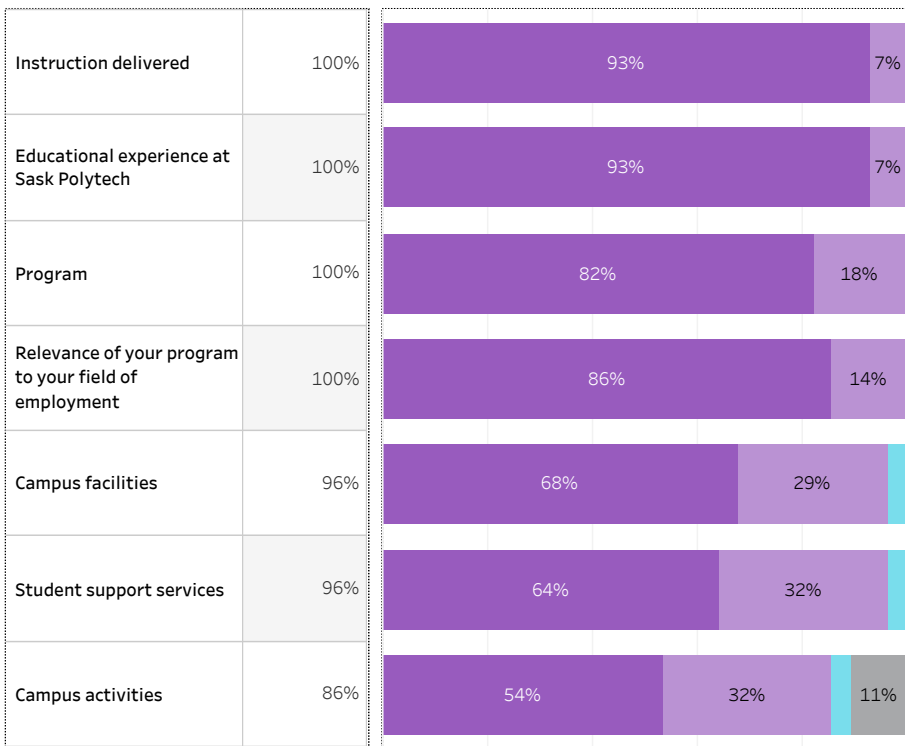
2019-20 Graduate Follow-up Survey Summary of Results (page 4/5) Satisfaction and Program Benefits



[Click on button to RESET Filters](#)

Number of Respondents 28	School: Health Sciences Program: Continuing Care Assistant Credential: Certificate Admin Campus: Prince Albert Base/CE: Con Ed - Brokered Indigenous: All
------------------------------------	---

Level of Satisfaction	Very Satisfied & Somewhat Satisfied	<ul style="list-style-type: none"> Very satisfied Somewhat satisfied Somewhat dissatisfied Not sure 	Program Benefits	A Great Extent & Some Extent	<ul style="list-style-type: none"> No extent at all Some extent A great extent
-----------------------	-------------------------------------	---	------------------	------------------------------	---



Satisfaction with Sask Polytech



Institutional Research and Analysis



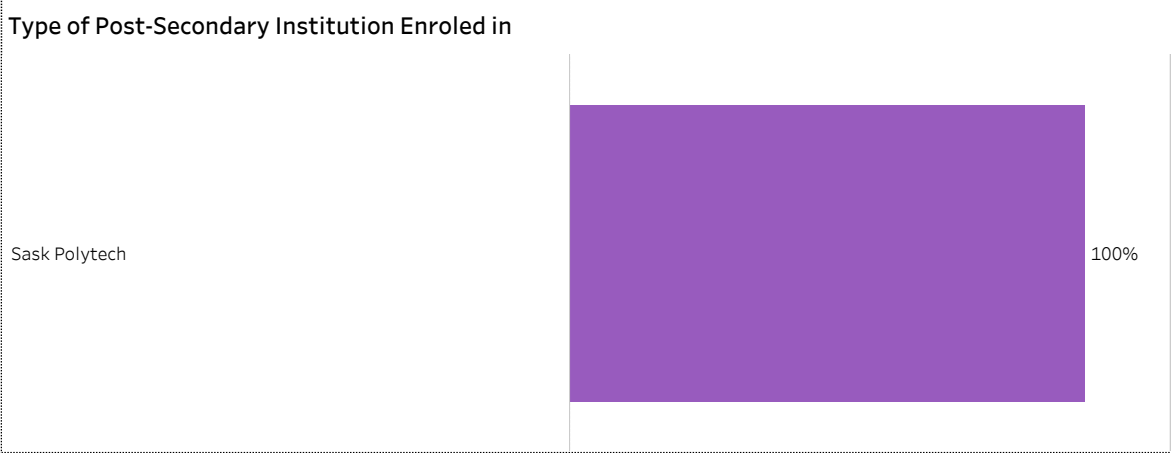
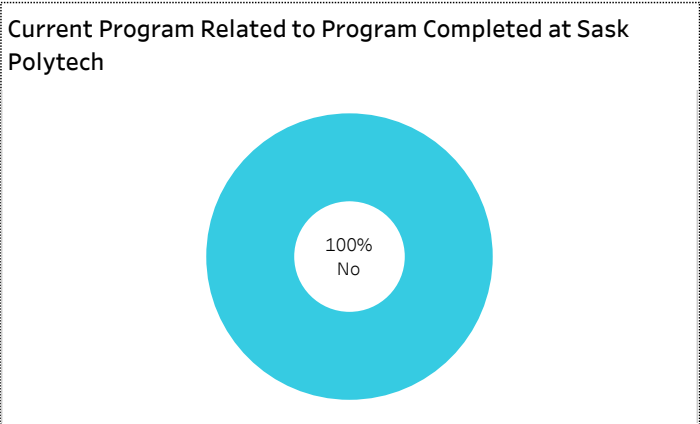
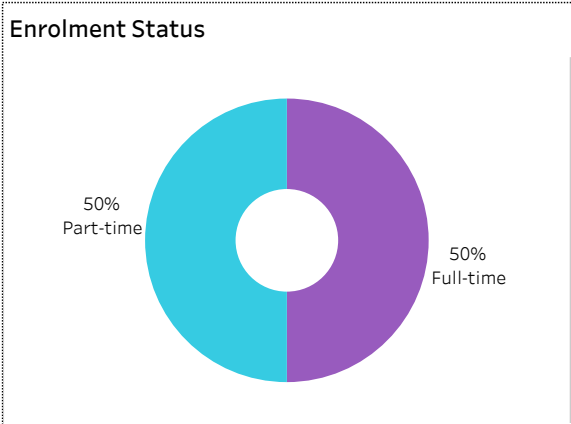
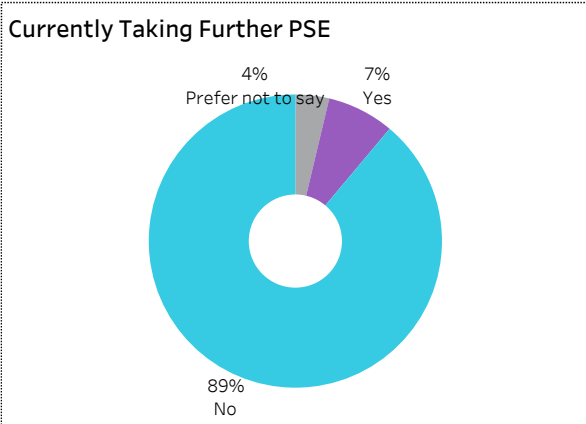
2019-20 Graduate Follow-up Survey Summary of Results (page 5/5) Further Post-Secondary Education



[Click on button to RESET Filters](#)

Number of Respondents
28

School: **Health Sciences** | Program: **Continuing Care Assistant** | Credential: **Certificate** | Admin Campus: **Prince Albert** | Base/CE: **Con Ed - Brokered** | Indigenous: **All**



Among the students who pursued further education, 25% indicated the program was not related to the one they completed at Sask Polytech. Common reasons cited by the graduates who were studying in an unrelated field were to be able to change career choice, to have more/better career choices, and difficulty of finding employment in their previous field of study.

Institutional Research and Analysis



2019-20 Graduate Follow-up Survey Summary of Results (page 1/5) Respondent Profile

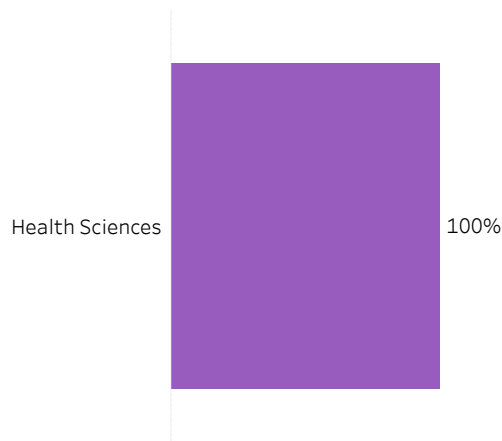


[Click on button to RESET Filters](#)

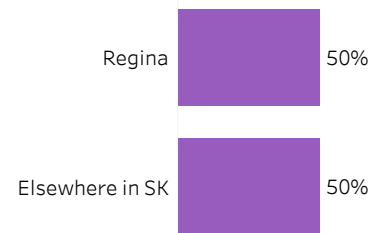
Number of Respondents
12

School: **Health Sciences** | Program: **Continuing Care Assistant** | Credential: **Certificate** | Admin Campus: **Regina** |
Base/CE: **Con Ed - Sask Polytech Delivered** | Indigenous: **Non-Indigenous**

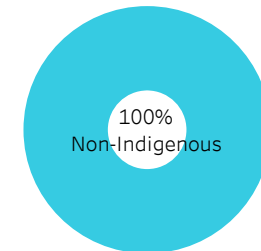
School



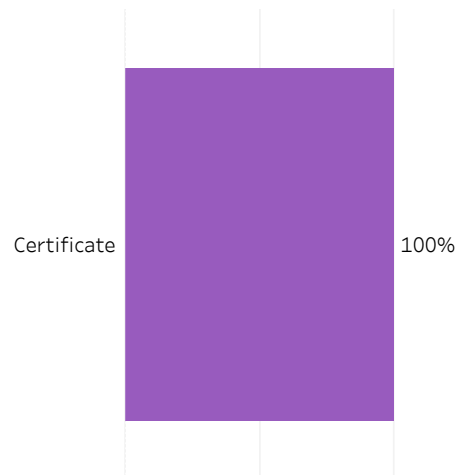
Location of Current Residence



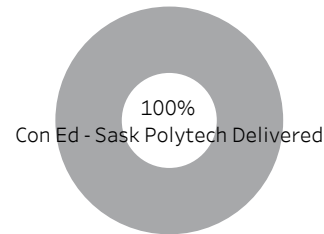
Indigenous Status



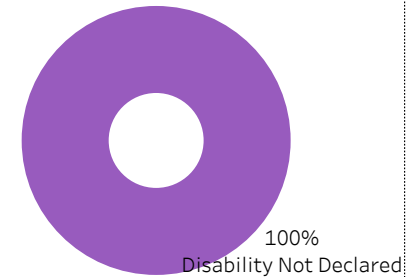
Credentials



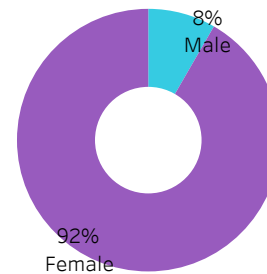
Base/CE



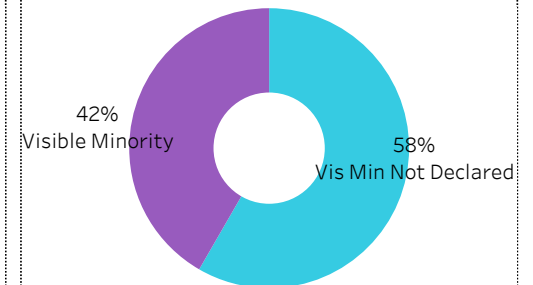
Disability



Gender



Visible Minority





2019-20 Graduate Follow-up Survey Summary of Results (page 2/5) Graduate Employment



[Click on button to RESET Filters](#)

Number of Respondents
12

School: **Health Sciences** | Program: **Continuing Care Assistant** | Credential: **Certificate** | Admin Campus: **Regina** | Base/CE: **Con Ed - Sask Polytech Delivered** | Indigenous: **Non-Indigenous**

Overall Employment Rate

#Available Workforce	# of Grads Employed	Employment Rate	# of Fulltime Employed Grads	Full-time Employment Rate
12	12	100%	10	83%

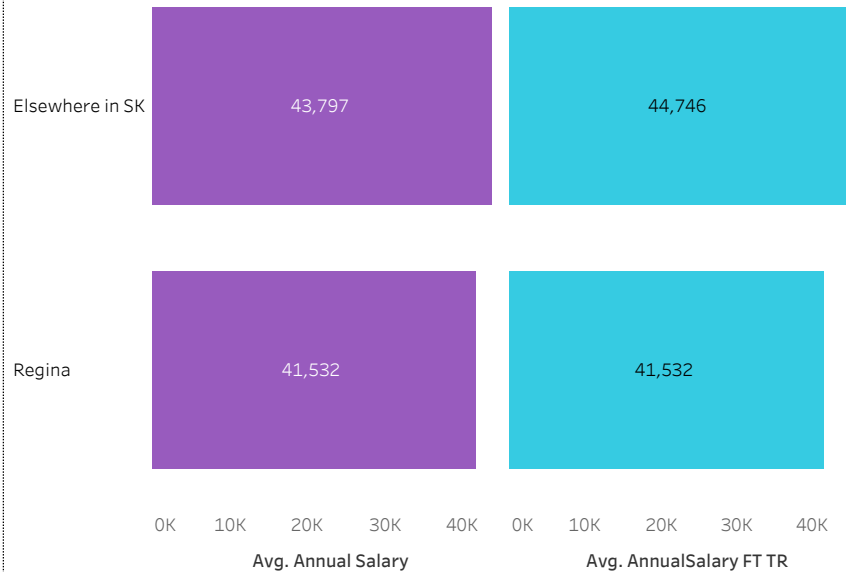
Training Related (TR) Employment

#Available Workforce	# of TR Employed Grads	TR Employment Rate	# of Fulltime TR Employed Grads	Full-time TR Employment Rate
12	12	100%	10	83%


Location of Employment



Average Salaries by Location of Employment



Average/Median Salary



Relatedness of Job to Training





2019-20 Graduate Follow-up Survey

Summary of Results (page 3/5)

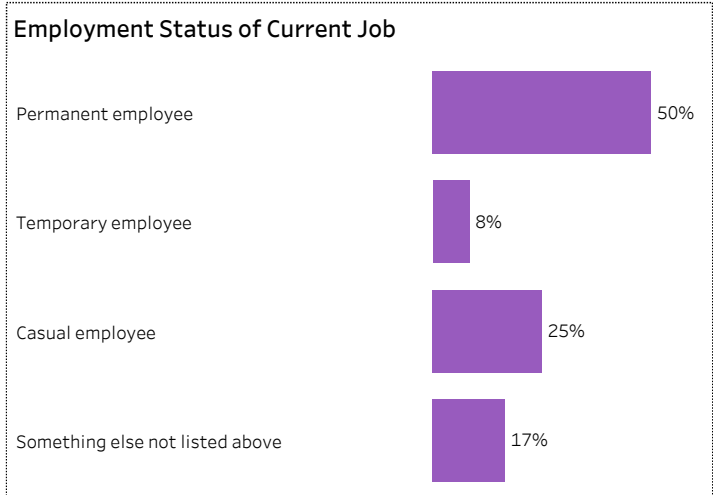
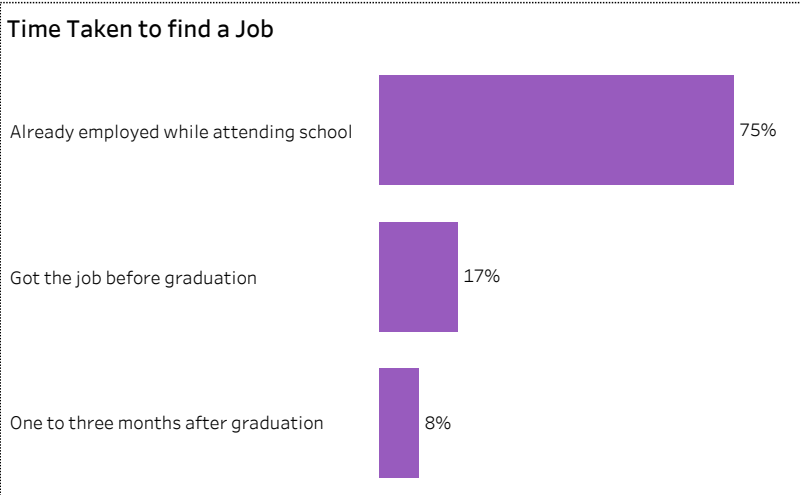
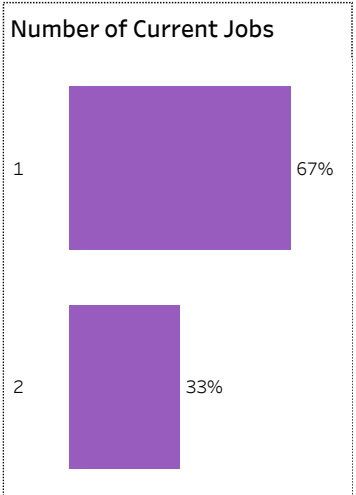

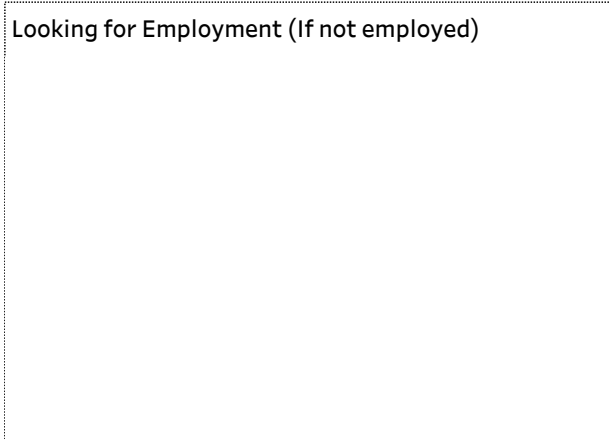
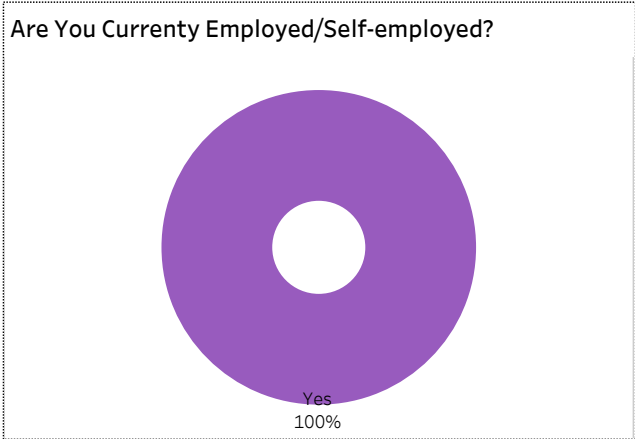
Graduate Employment (continued)



[Click on button to RESET Filters](#)

Number of Respondents: **12**

School: **Health Sciences** | Program: **Continuing Care Assistant** | Credential: **Certificate** | Admin Campus: **Regina** | Base/CE: **Con Ed - Sask Polytech Delivered** | Indigenous: **Non-Indigenous**





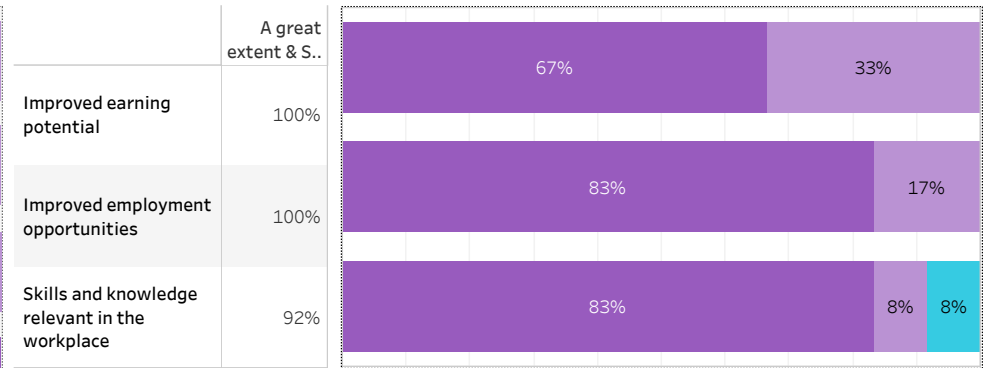
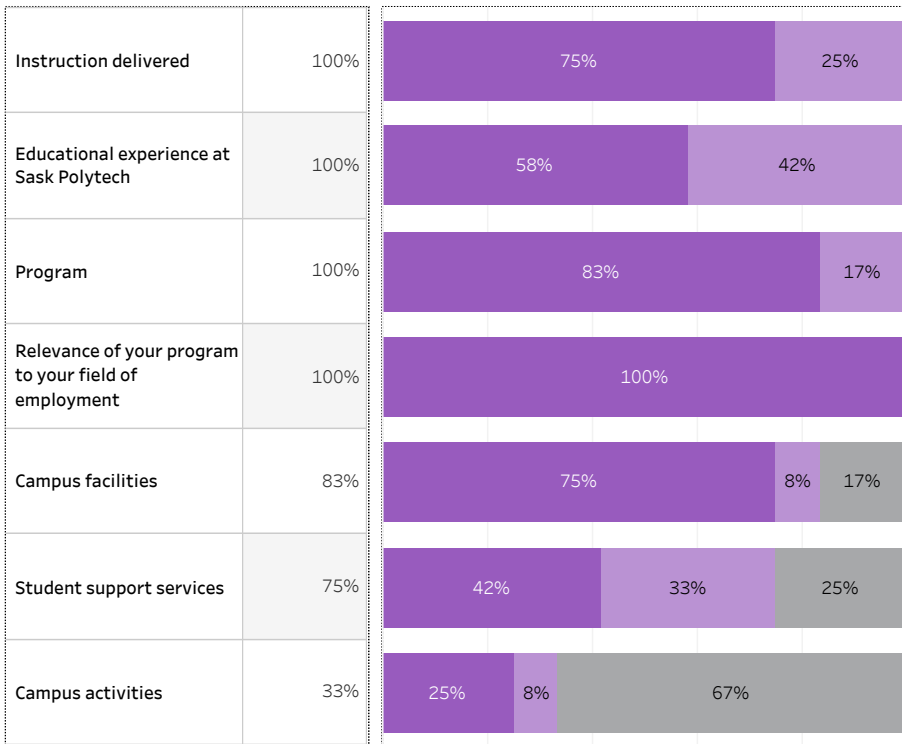
2019-20 Graduate Follow-up Survey Summary of Results (page 4/5) Satisfaction and Program Benefits



Click on button to RESET Filters

Number of Respondents: **12**
 School: **Health Sciences** | Program: **Continuing Care Assistant** | Credential: **Certificate** | Admin Campus: **Regina** | Base/CE: **Con Ed - Sask Polytech Delivered** | Indigenous: **Non-Indigenous**

Level of Satisfaction	Very Satisfied & Somewhat Satisfied	<ul style="list-style-type: none"> Very satisfied Somewhat satisfied Not sure 	Program Benefits	A Great Extent & Some Extent	<ul style="list-style-type: none"> No extent at all Some extent A great extent
------------------------------	-------------------------------------	--	-------------------------	------------------------------	---



Satisfaction with Sask Polytech



Institutional Research and Analysis



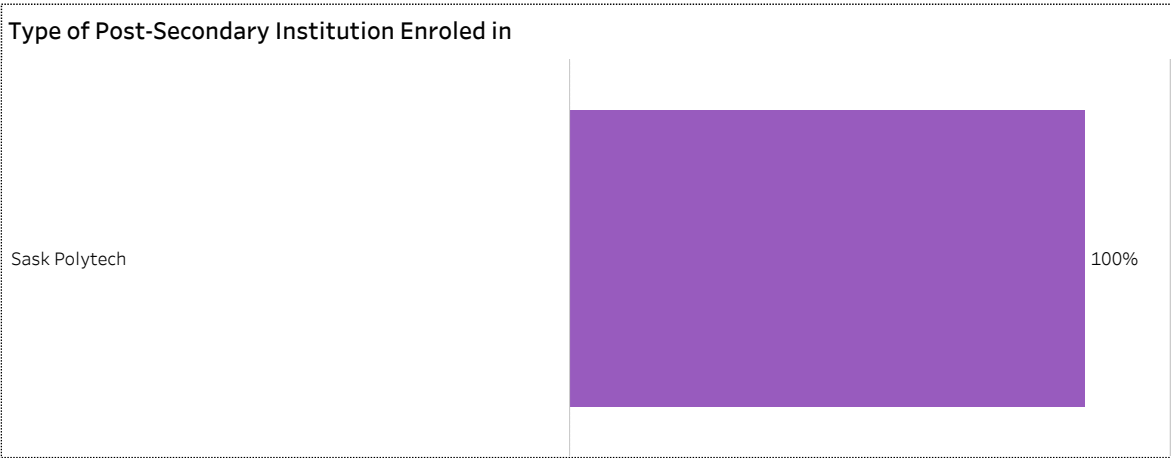
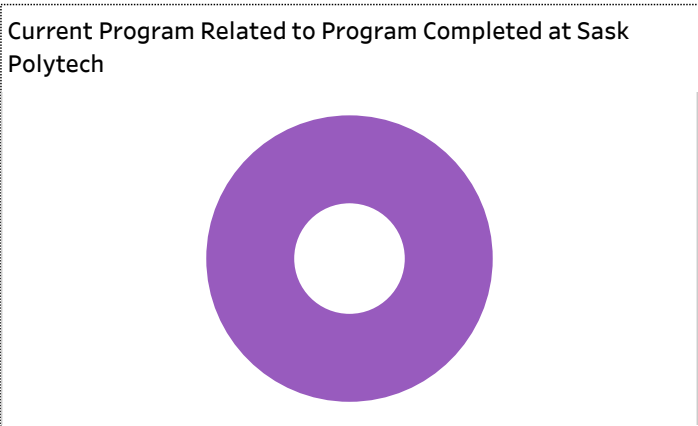
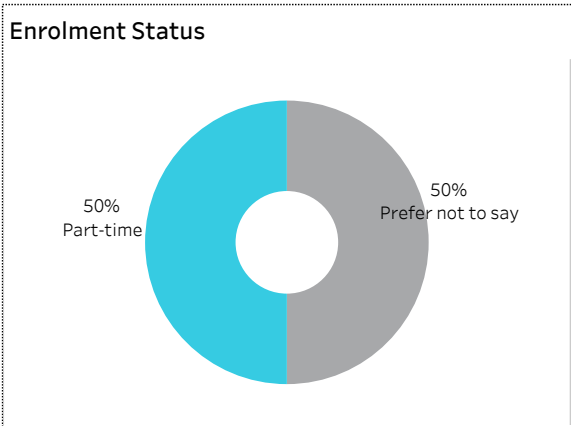
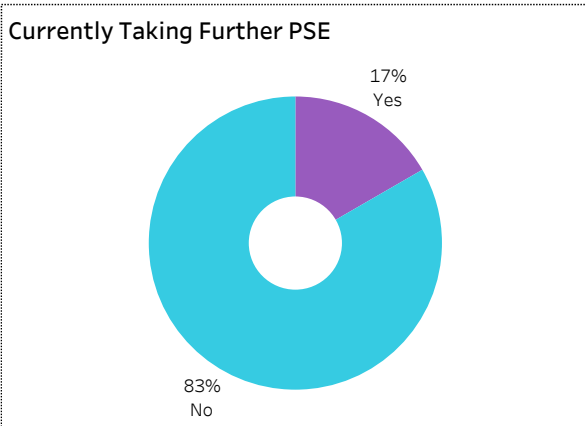
2019-20 Graduate Follow-up Survey Summary of Results (page 5/5) Further Post-Secondary Education



[Click on button to RESET Filters](#)

Number of Respondents
12

School: **Health Sciences** | Program: **Continuing Care Assistant** | Credential: **Certificate** | Admin Campus: **Regina** | Base/CE: **Con Ed - Sask Polytech Delivered** | Indigenous: **Non-Indigenous**



Among the students who pursued further education, 25% indicated the program was not related to the one they completed at Sask Polytech. Common reasons cited by the graduates who were studying in an unrelated field were to be able to change career choice, to have more/better career choices, and difficulty of finding employment in their previous field of study.

Institutional Research and Analysis



2019-20 Graduate Follow-up Survey Summary of Results (page 1/5) Respondent Profile

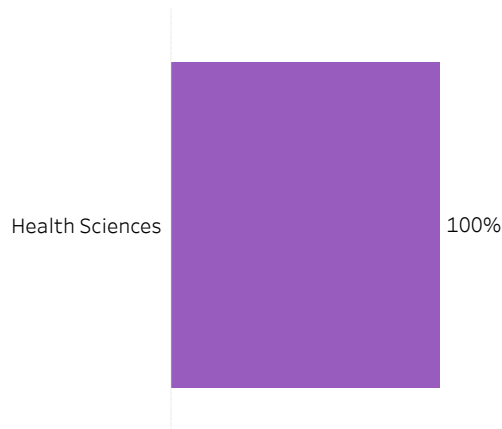


[Click on button to RESET Filters](#)

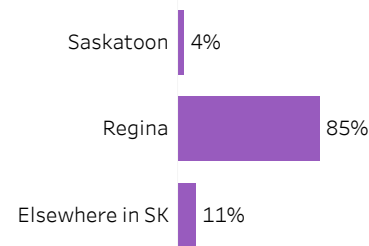
Number of Respondents
27

School: **Health Sciences** | Program: **Continuing Care Assistant** | Credential: **Certificate** | Admin Campus: **Regina** |
Base/CE: **Base** | Indigenous: **All**

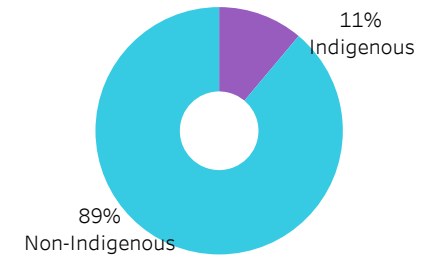
School



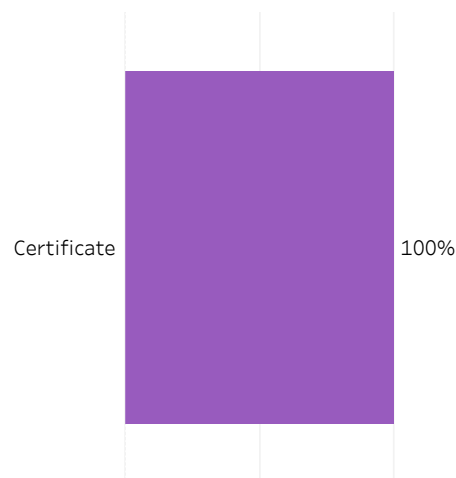
Location of Current Residence



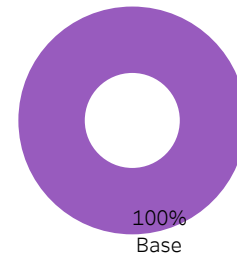
Indigenous Status



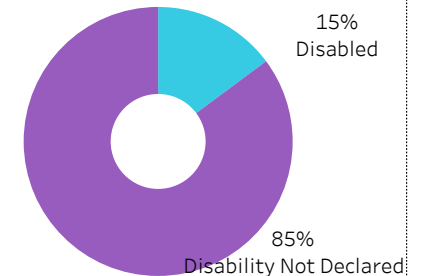
Credentials



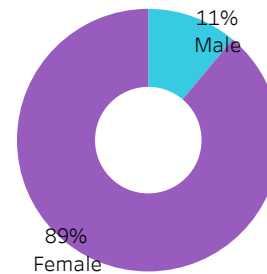
Base/CE



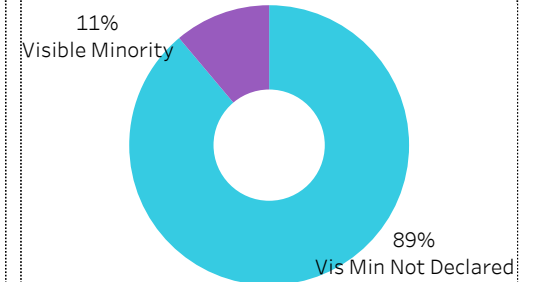
Disability



Gender



Visible Minority





2019-20 Graduate Follow-up Survey Summary of Results (page 2/5) Graduate Employment



[Click on button to RESET Filters](#)

Number of Respondents
27

School: **Health Sciences** | Program: **Continuing Care Assistant** | Credential: **Certificate** | Admin Campus: **Regina** | Base/CE: **Base** | Indigenous: **All**

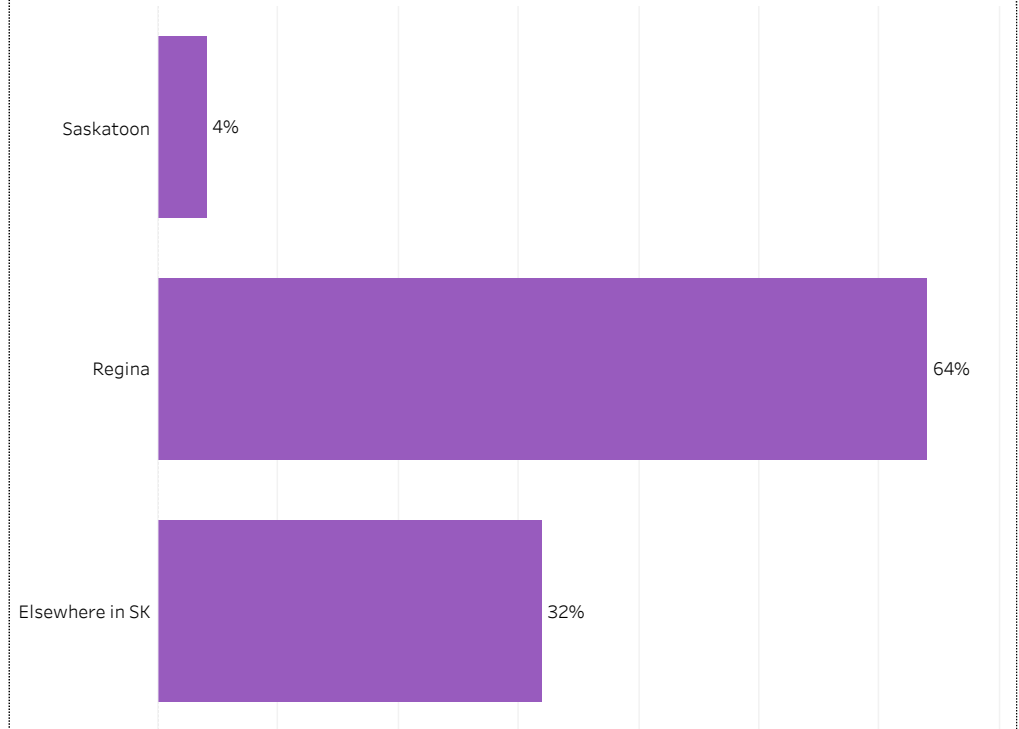
Overall Employment Rate

#Available Workforce	# of Grads Employed	Employment Rate	# of Fulltime Employed Grads	Full-time Employment Rate
26	26	100%	21	81%

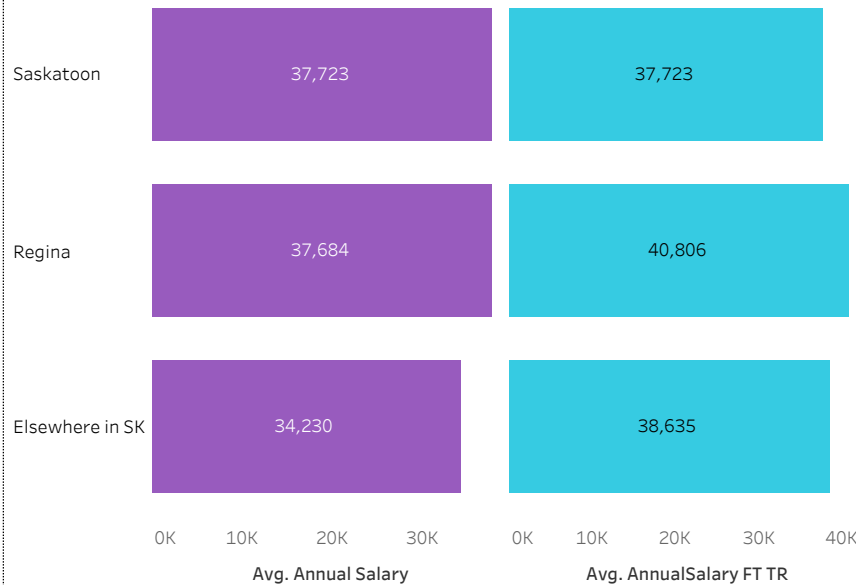
Training Related (TR) Employment

#Available Workforce	# of TR Employed Grads	TR Employment Rate	# of Fulltime TR Employed Grads	Full-time TR Employment Rate
26	24	92%	20	77%

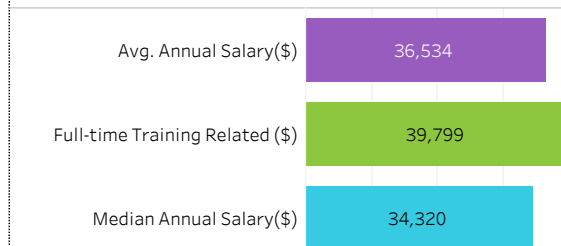
Location of Employment



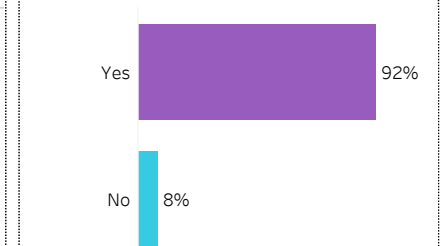
Average Salaries by Location of Employment



Average/Median Salary



Relatedness of Job to Training



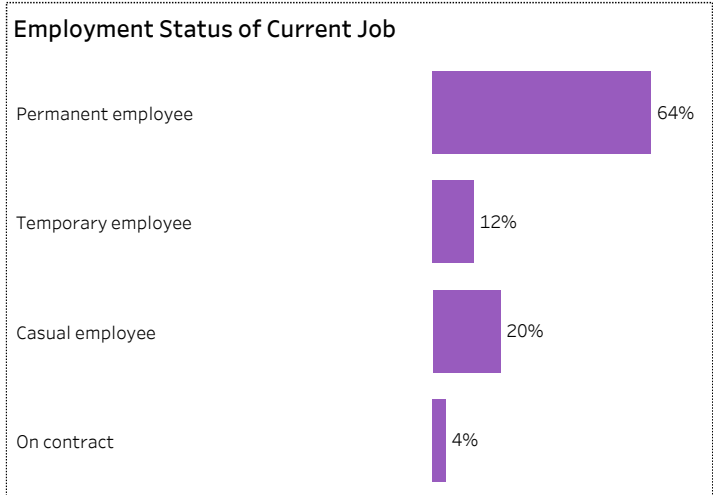
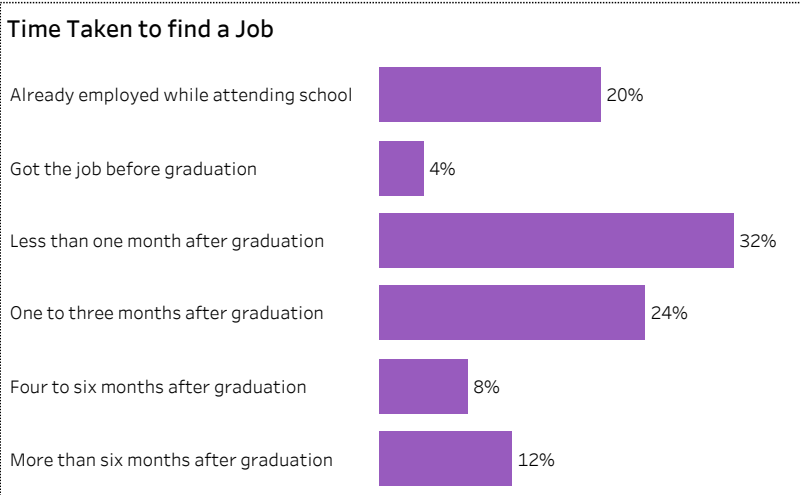
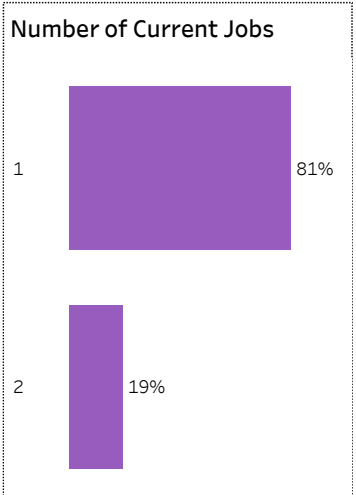
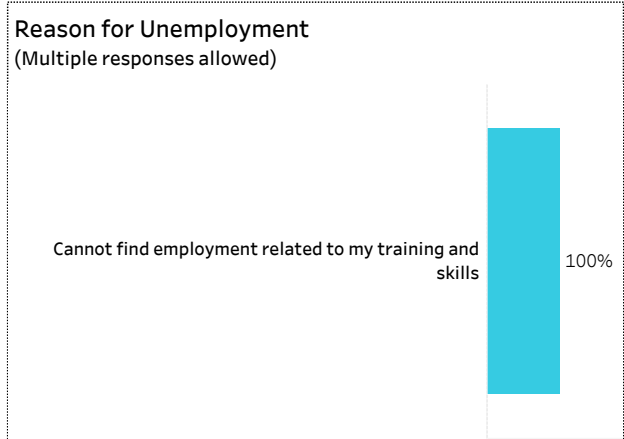
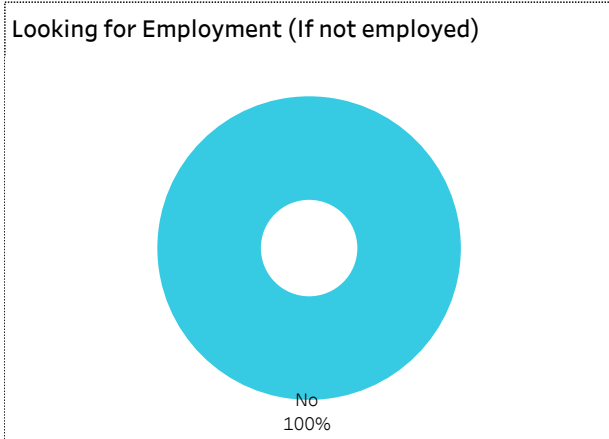
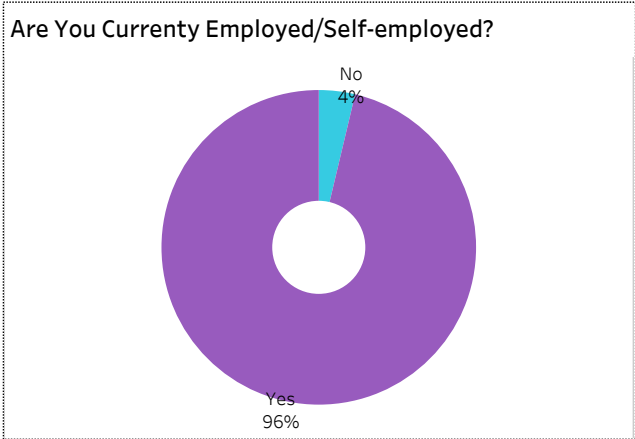


2019-20 Graduate Follow-up Survey Summary of Results (page 3/5) Graduate Employment (continued)



[Click on button to RESET Filters](#)

Number of Respondents **27** | School: **Health Sciences** | Program: **Continuing Care Assistant** | Credential: **Certificate** | Admin Campus: **Regina** | Base/CE: **Base** | Indigenous: **All**





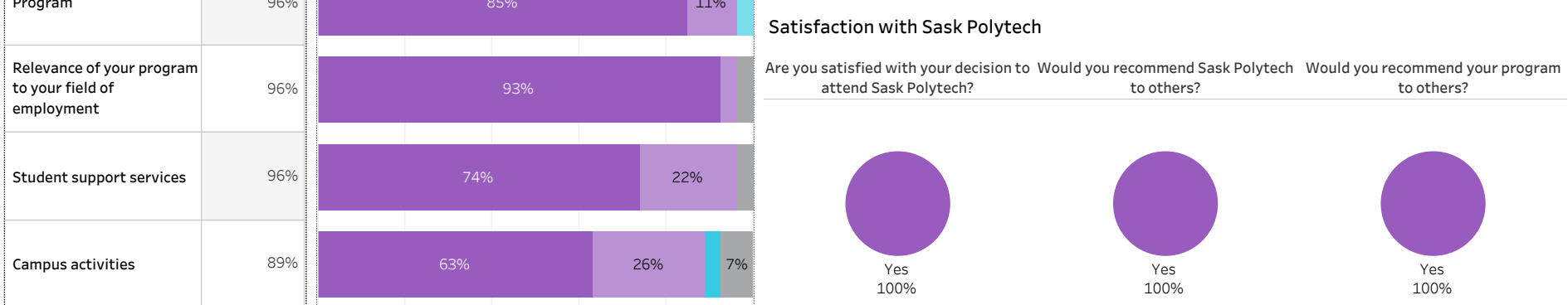
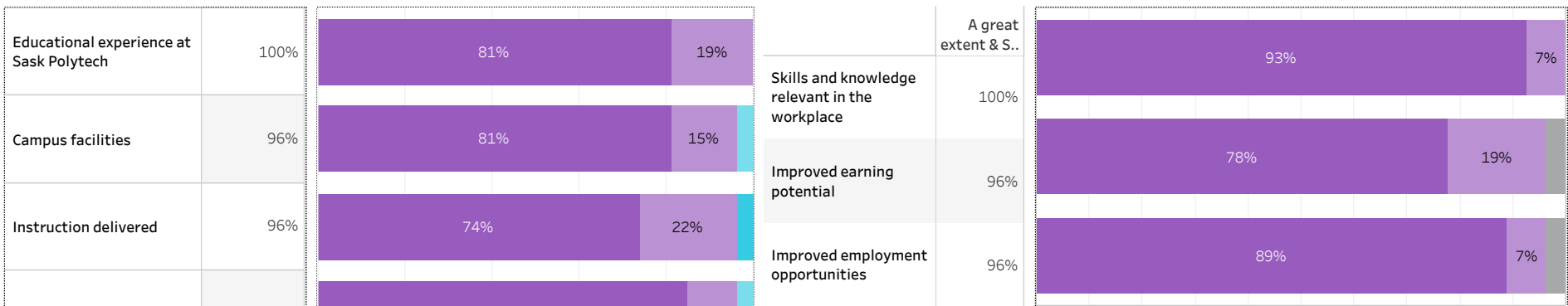
2019-20 Graduate Follow-up Survey Summary of Results (page 4/5) Satisfaction and Program Benefits



Click on button to RESET Filters

Number of Respondents 27	School: Health Sciences Program: Continuing Care Assistant Credential: Certificate Admin Campus: Regina Base/CE: Base Indigenous: All
------------------------------------	--

Level of Satisfaction	Very Satisfied & Somewhat Satisfied	<ul style="list-style-type: none"> Very satisfied Somewhat satisfied Very dissatisfied Somewhat dissatisfied Not sure 	Program Benefits	A Great Extent & Some Extent	<ul style="list-style-type: none"> Not applicable Some extent A great extent
------------------------------	-------------------------------------	--	-------------------------	------------------------------	---



Institutional Research and Analysis

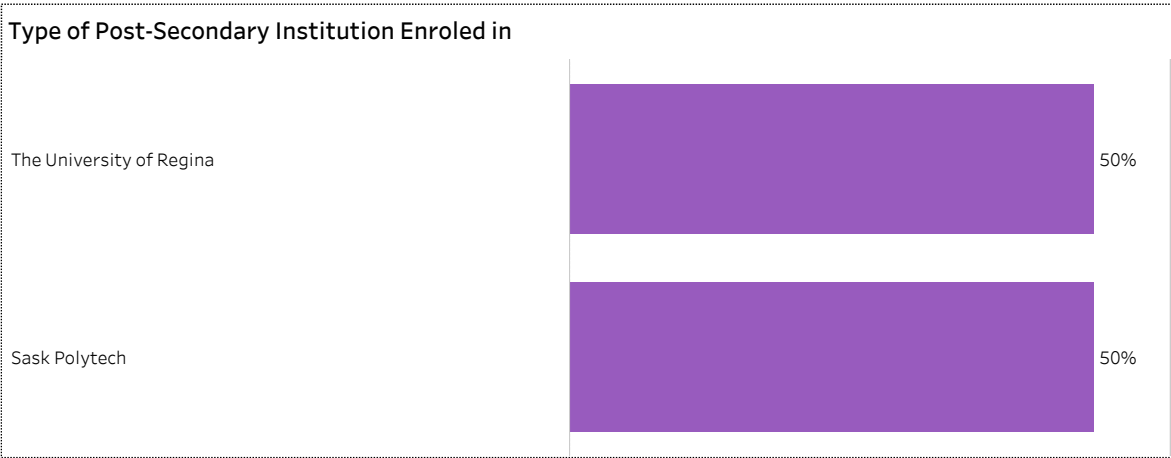
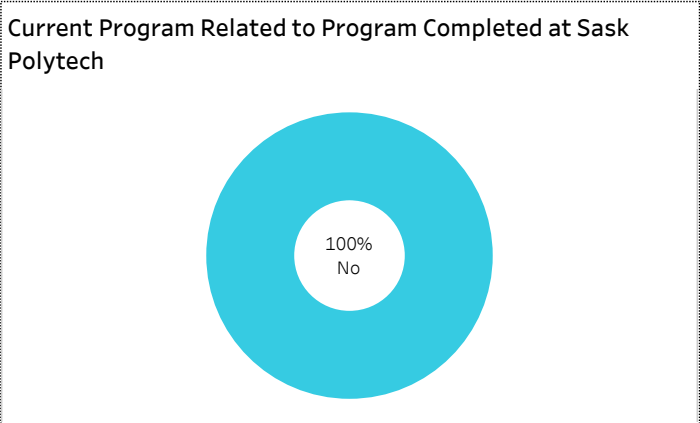
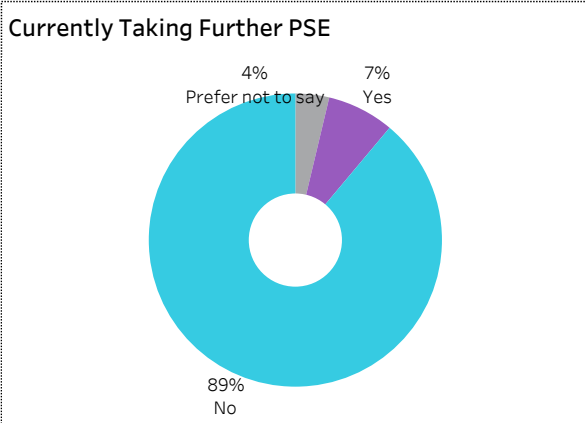


2019-20 Graduate Follow-up Survey Summary of Results (page 5/5) Further Post-Secondary Education



[Click on button to RESET Filters](#)

Number of Respondents: **27**
School: **Health Sciences** | Program: **Continuing Care Assistant** | Credential: **Certificate** | Admin Campus: **Regina** | Base/CE: **Base** |
Indigenous: **All**



Among the students who pursued further education, 25% indicated the program was not related to the one they completed at Sask Polytech. Common reasons cited by the graduates who were studying in an unrelated field were to be able to change career choice, to have more/better career choices, and difficulty of finding employment in their previous field of study.

Institutional Research and Analysis



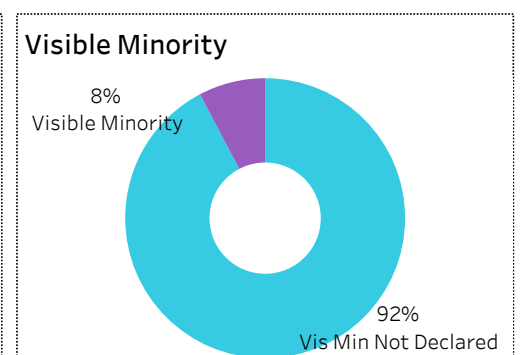
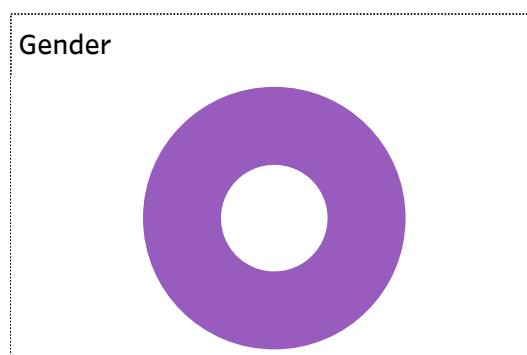
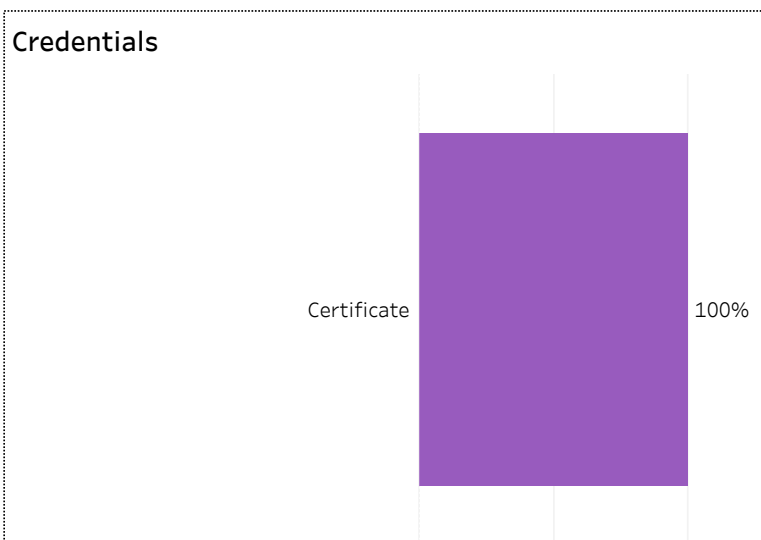
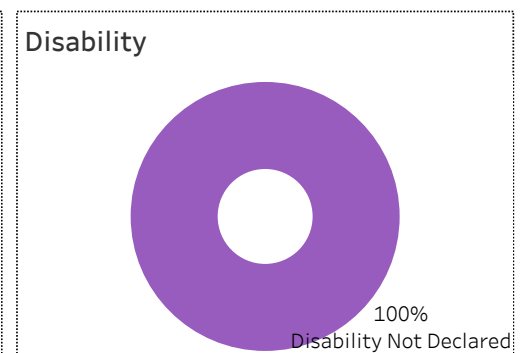
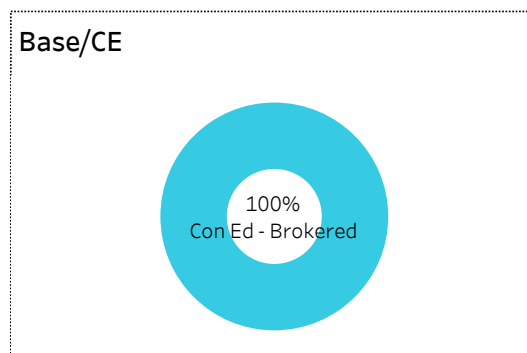
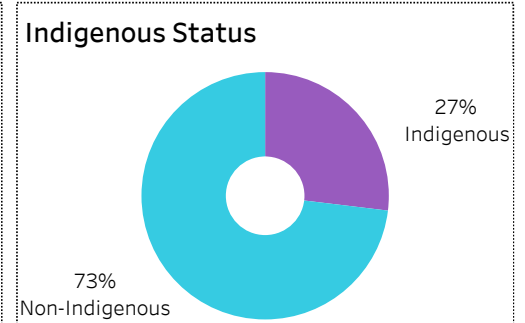
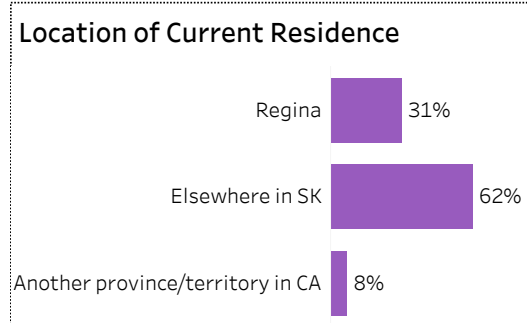
2019-20 Graduate Follow-up Survey Summary of Results (page 1/5) Respondent Profile



[Click on button to RESET Filters](#)

Number of Respondents
26

School: **Health Sciences** | Program: **Continuing Care Assistant** | Credential: **Certificate** | Admin Campus: **Regina** |
Base/CE: **Con Ed - Brokered** | Indigenous: **All**





2019-20 Graduate Follow-up Survey Summary of Results (page 2/5) Graduate Employment



[Click on button to RESET Filters](#)

Number of Respondents
26

School: **Health Sciences** | Program: **Continuing Care Assistant** | Credential: **Certificate** | Admin Campus: **Regina** | Base/CE: **Con Ed - Brokered** |
Indigenous: **All**

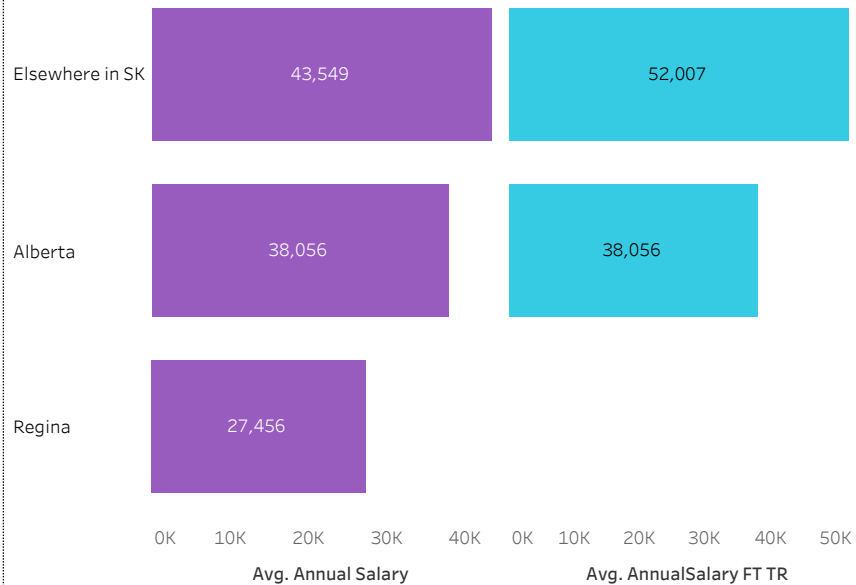
Overall Employment Rate

#Available Workforce	# of Grads Employed	Employment Rate	# of Fulltime Employed Grads	Full-time Employment Rate
21	21	100%	16	76%

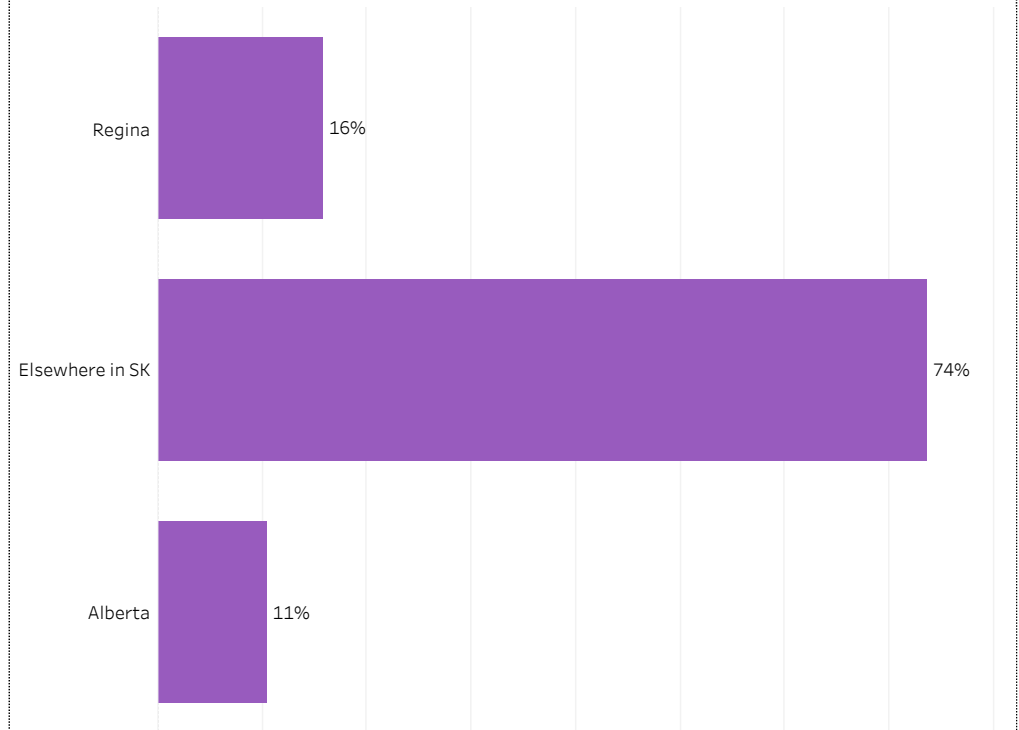
Training Related (TR) Employment

#Available Workforce	# of TR Employed Grads	TR Employment Rate	# of Fulltime TR Employed Grads	Full-time TR Employment Rate
21	19	90%	15	71%

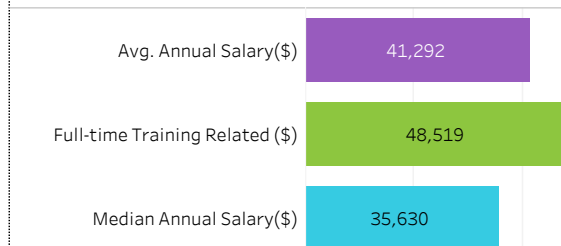
Average Salaries by Location of Employment



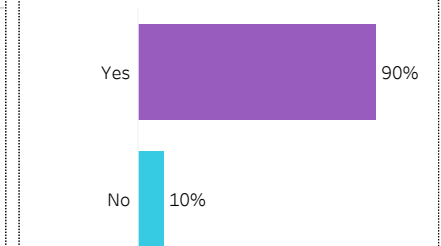
Location of Employment



Average/Median Salary



Relatedness of Job to Training



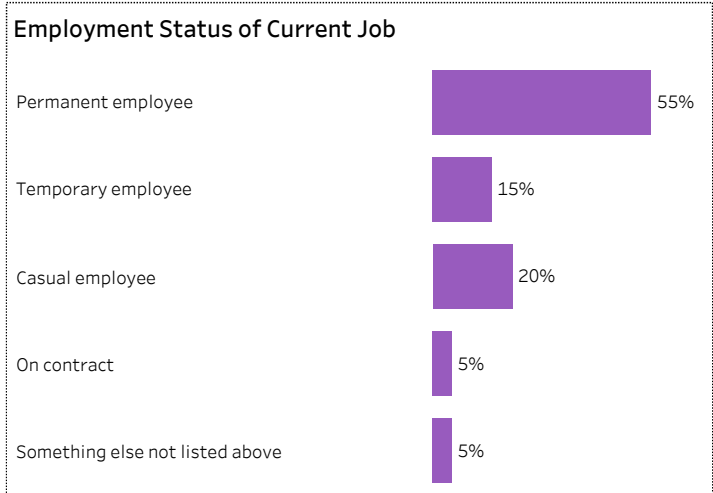
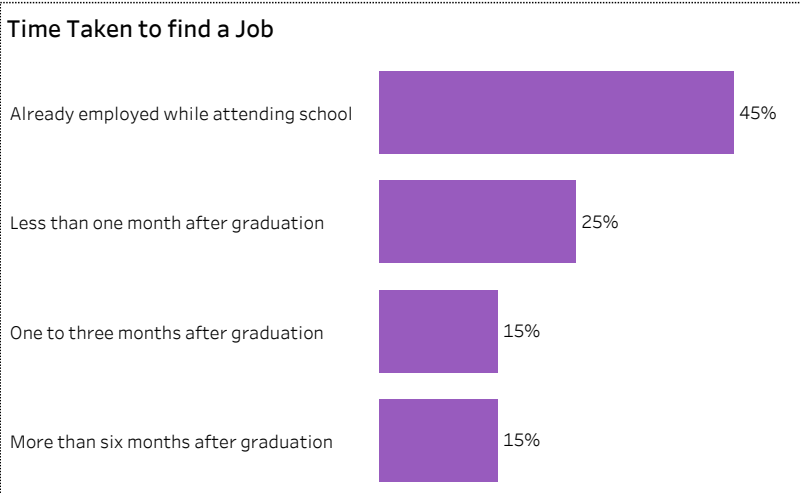
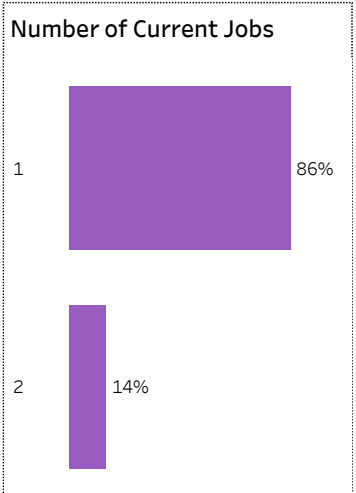
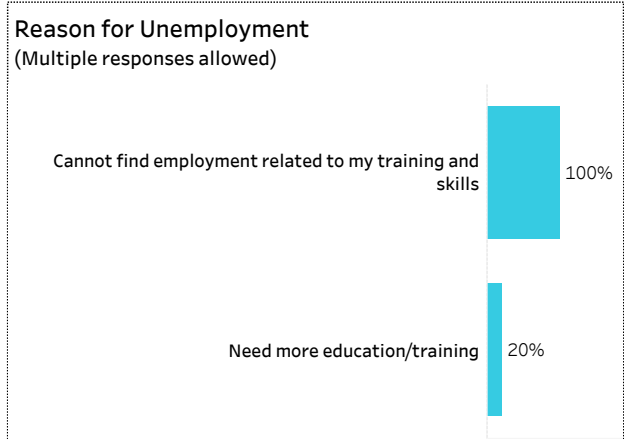
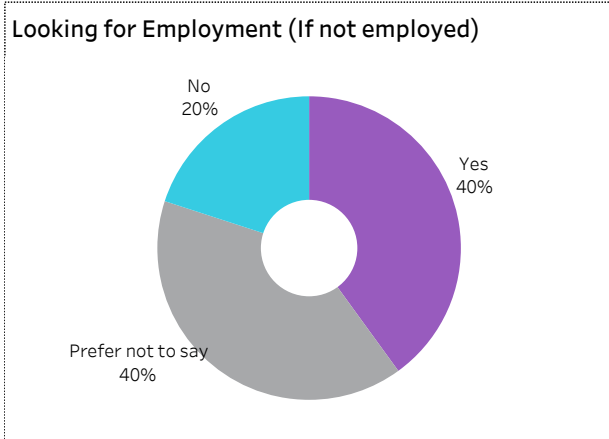
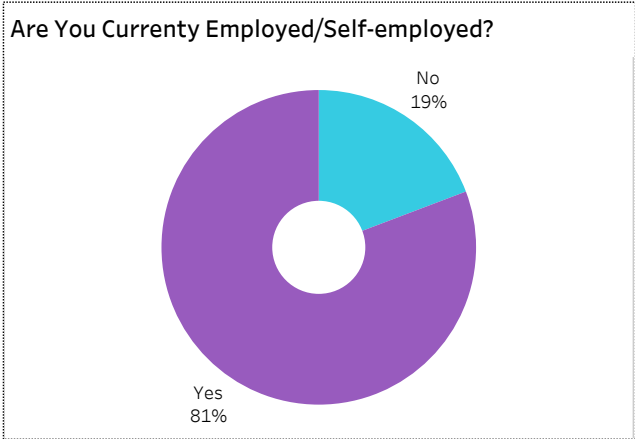


2019-20 Graduate Follow-up Survey Summary of Results (page 3/5) Graduate Employment (continued)



[Click on button to RESET Filters](#)

Number of Respondents: **26** | School: **Health Sciences** | Program: **Continuing Care Assistant** | Credential: **Certificate** | Admin Campus: **Regina** | Base/CE: **Con Ed - Brokered** | Indigenous: **All**





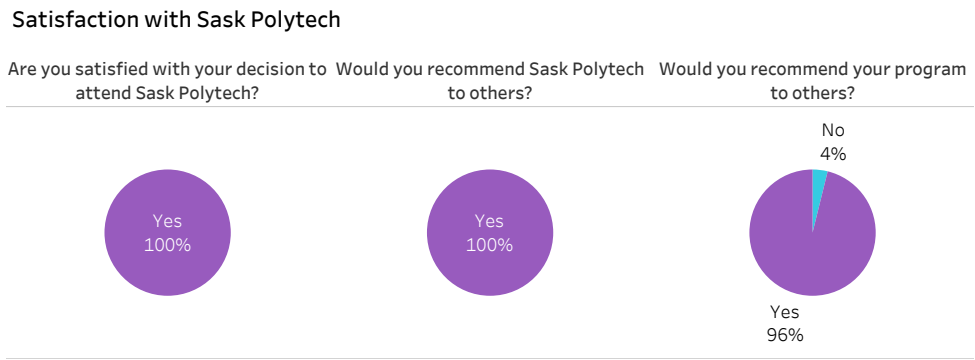
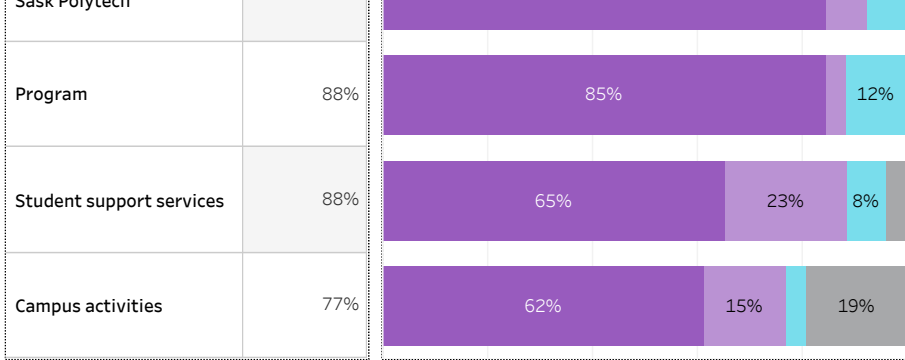
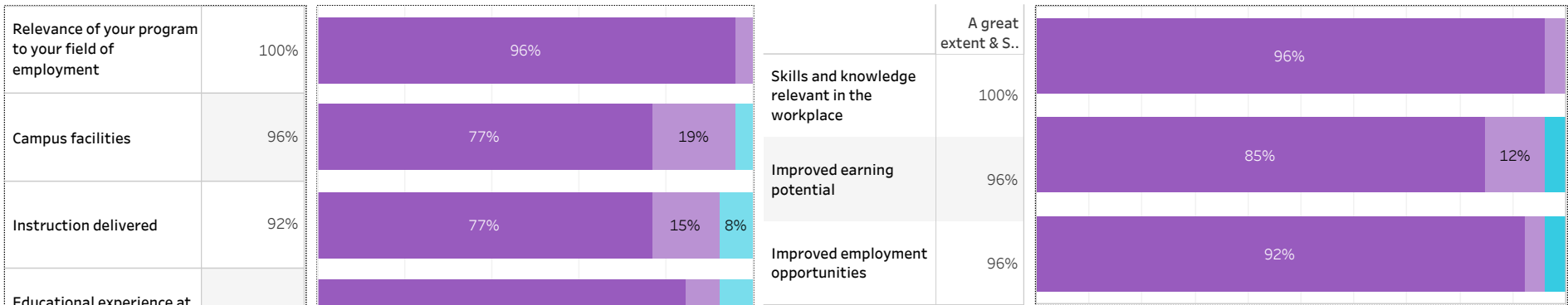
2019-20 Graduate Follow-up Survey Summary of Results (page 4/5) Satisfaction and Program Benefits



Click on button to RESET Filters

Number of Respondents 26	School: Health Sciences Program: Continuing Care Assistant Credential: Certificate Admin Campus: Regina Base/CE: Con Ed - Brokered Indigenous: All
--	--

Level of Satisfaction	Very Satisfied & Somewhat Satisfied	<ul style="list-style-type: none"> ■ Very satisfied ■ Somewhat satisfied ■ Somewhat dissatisfied ■ Not sure 	Program Benefits	A Great Extent & Some Extent	<ul style="list-style-type: none"> ■ No extent at all ■ Some extent ■ A great extent
------------------------------	-------------------------------------	---	-------------------------	------------------------------	--



Institutional Research and Analysis



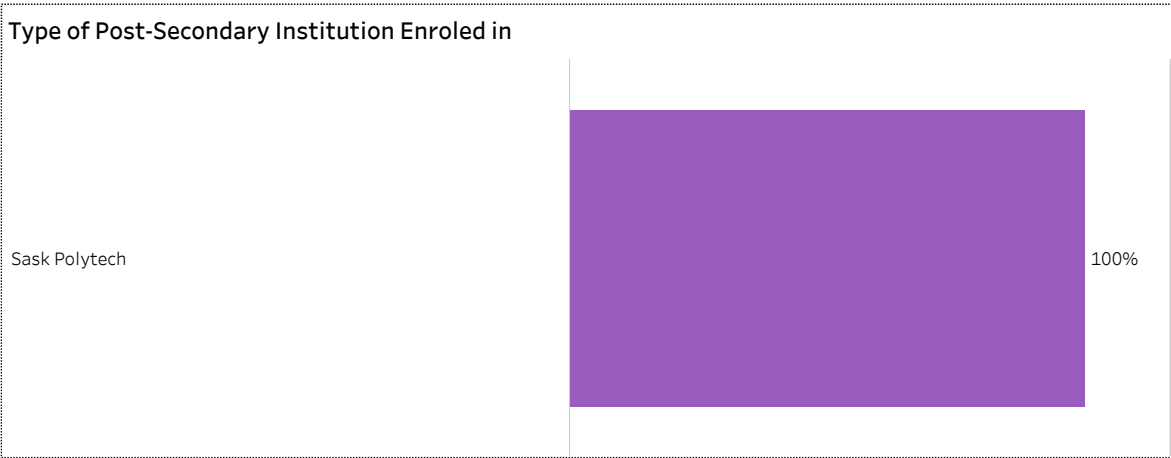
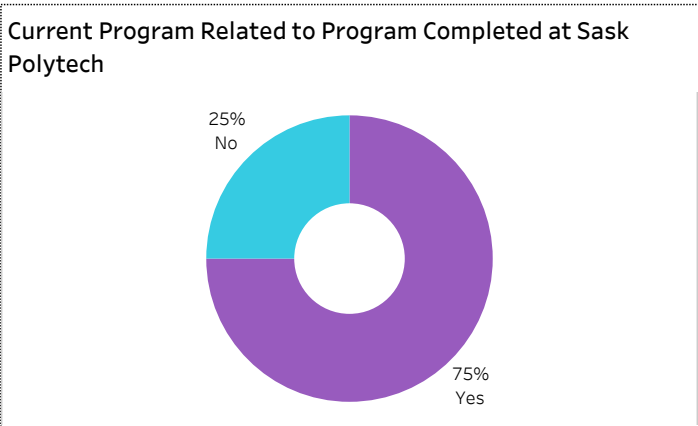

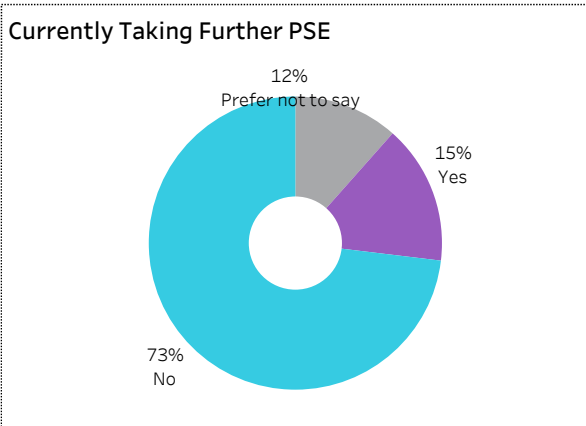
2019-20 Graduate Follow-up Survey Summary of Results (page 5/5) Further Post-Secondary Education



[Click on button to RESET Filters](#)

Number of Respondents
26

School: **Health Sciences** | Program: **Continuing Care Assistant** | Credential: **Certificate** | Admin Campus: **Regina** | Base/CE: **Con Ed - Brokered** | Indigenous: **All**



Among the students who pursued further education, 25% indicated the program was not related to the one they completed at Sask Polytech. Common reasons cited by the graduates who were studying in an unrelated field were to be able to change career choice, to have more/better career choices, and difficulty of finding employment in their previous field of study.

Institutional Research and Analysis



2019-20 Graduate Follow-up Survey Summary of Results (page 1/5) Respondent Profile

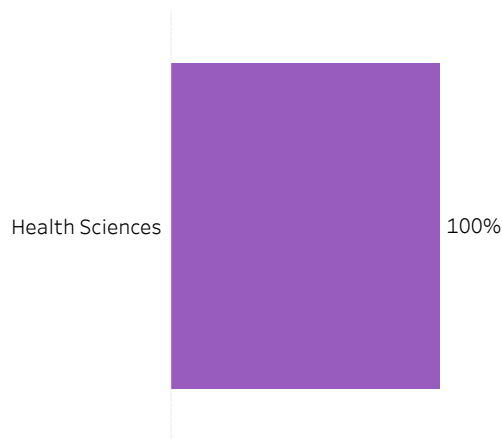


[Click on button to RESET Filters](#)

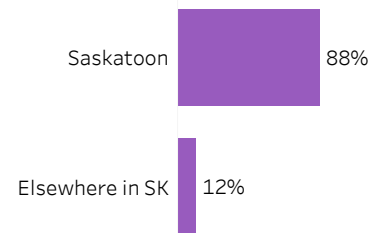
Number of Respondents
17

School: **Health Sciences** | Program: **Continuing Care Assistant** | Credential: **Certificate** | Admin Campus:
Saskatoon | Base/CE: **Base** | Indigenous: **Non-Indigenous**

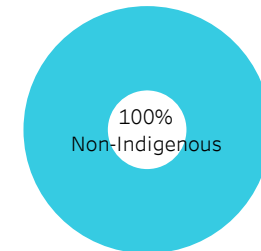
School



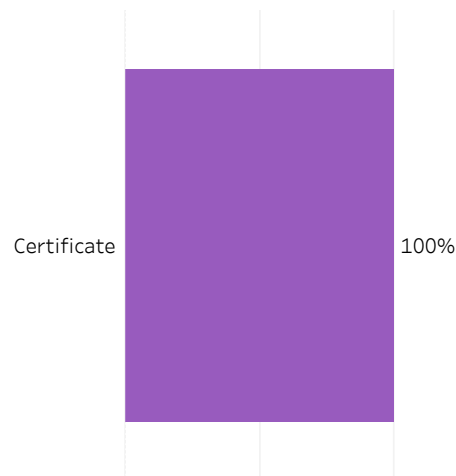
Location of Current Residence



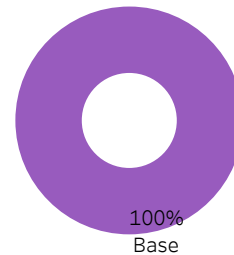
Indigenous Status



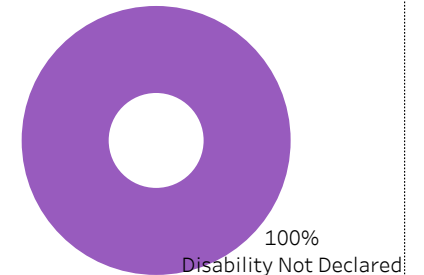
Credentials



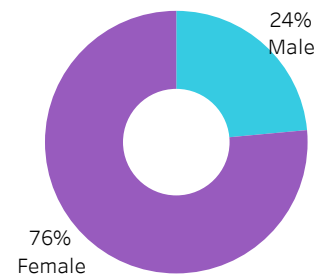
Base/CE



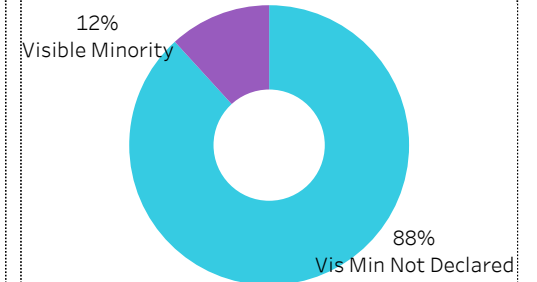
Disability



Gender



Visible Minority





2019-20 Graduate Follow-up Survey Summary of Results (page 2/5) Graduate Employment



[Click on button to RESET Filters](#)

Number of Respondents
17

School: **Health Sciences** | Program: **Continuing Care Assistant** | Credential: **Certificate** | Admin Campus: **Saskatoon** | Base/CE: **Base** |
Indigenous: **Non-Indigenous**

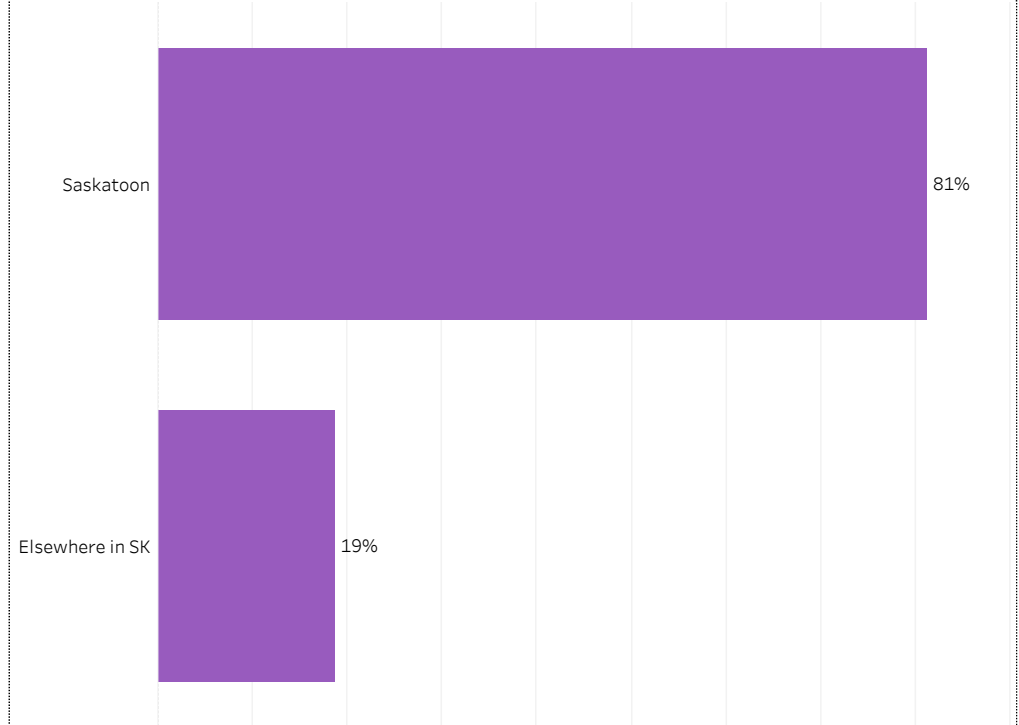
Overall Employment Rate

#Available Workforce	# of Grads Employed	Employment Rate	# of Fulltime Employed Grads	Full-time Employment Rate
17	17	100%	11	65%

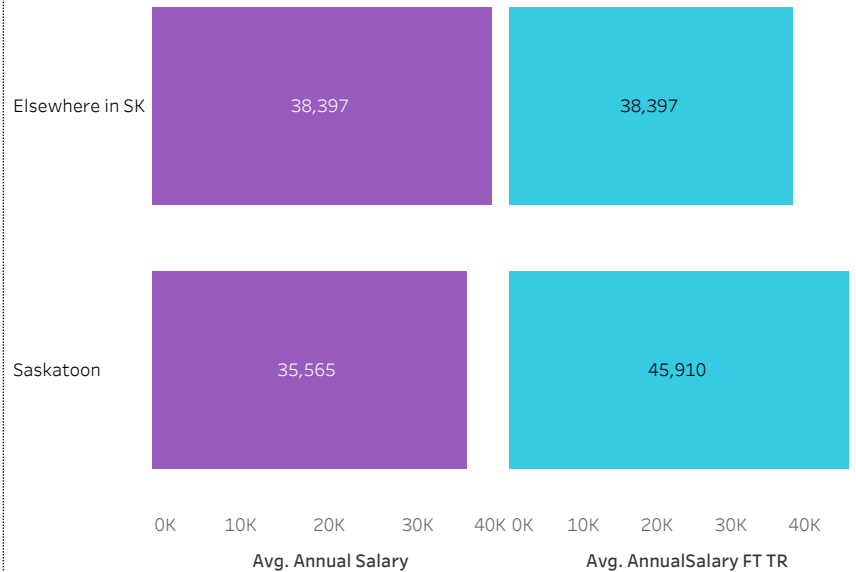
Training Related (TR) Employment

#Available Workforce	# of TR Employed Grads	TR Employment Rate	# of Fulltime TR Employed Grads	Full-time TR Employment Rate
17	17	100%	11	65%


Location of Employment



Average Salaries by Location of Employment



Average/Median Salary



Relatedness of Job to Training



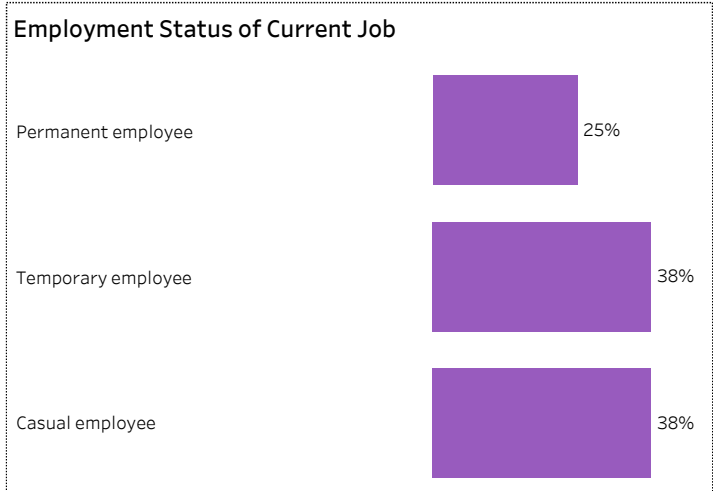
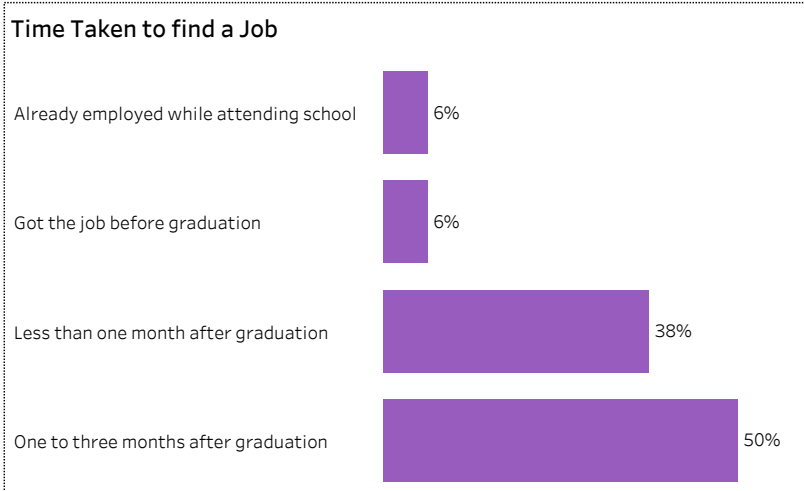
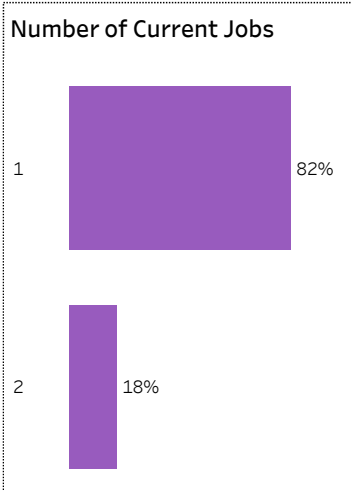
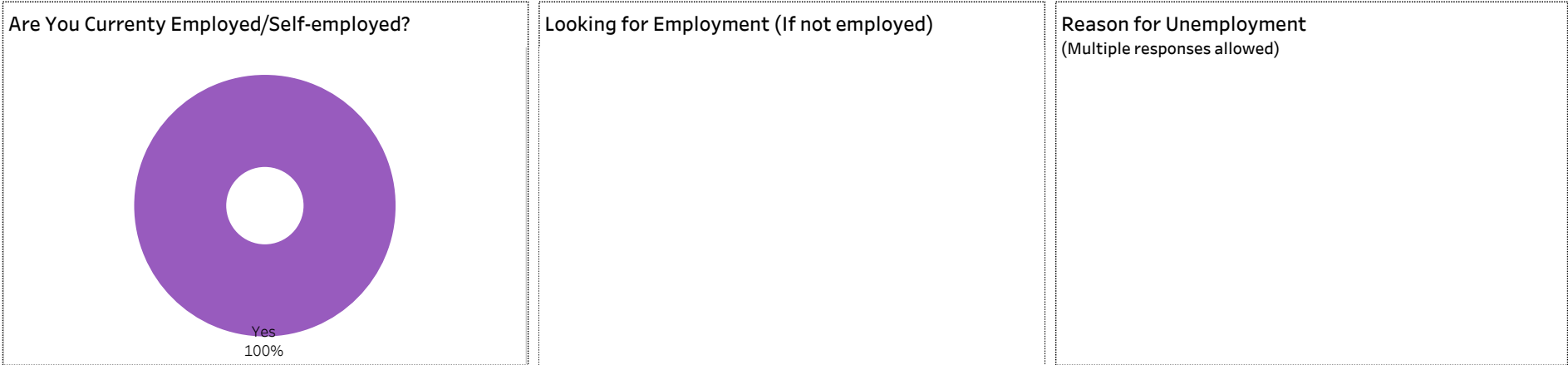


2019-20 Graduate Follow-up Survey
 Summary of Results (page 3/5)
 Graduate Employment (continued)



[Click on button to RESET Filters](#)

Number of Respondents: **17**
 School: **Health Sciences** | Program: **Continuing Care Assistant** | Credential: **Certificate** | Admin Campus: **Saskatoon** | Base/CE: **Base** |
 Indigenous: **Non-Indigenous**





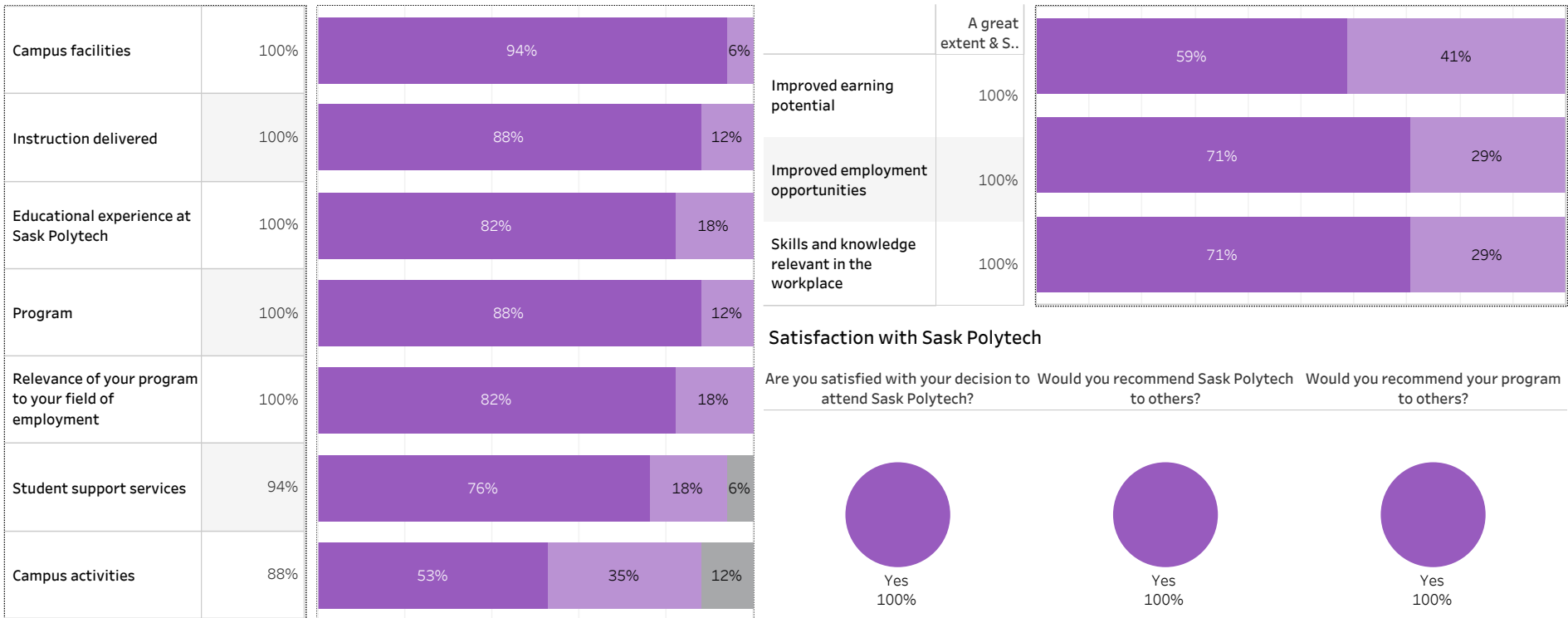
2019-20 Graduate Follow-up Survey Summary of Results (page 4/5) Satisfaction and Program Benefits



Click on button to RESET Filters

Number of Respondents 17	School: Health Sciences Program: Continuing Care Assistant Credential: Certificate Admin Campus: Saskatoon Base/CE: Base Indigenous: Non-Indigenous
------------------------------------	--

Level of Satisfaction	Very Satisfied & Somewhat Satisfied	<ul style="list-style-type: none"> Very satisfied Somewhat satisfied Not sure 	Program Benefits	A Great Extent & Some Extent	<ul style="list-style-type: none"> Some extent A great extent



Institutional Research and Analysis

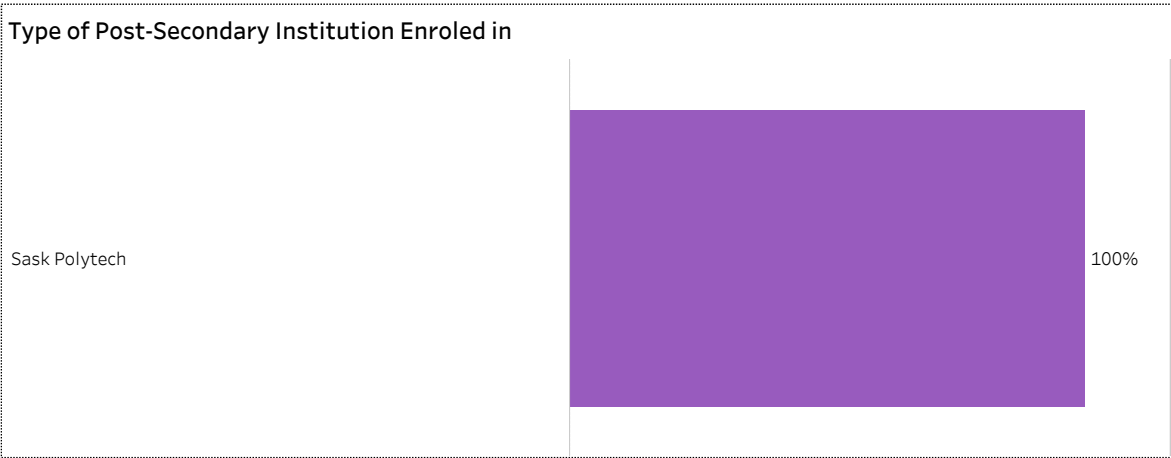
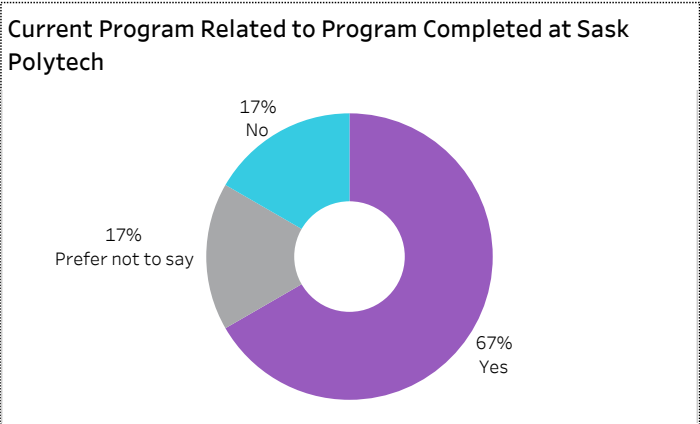
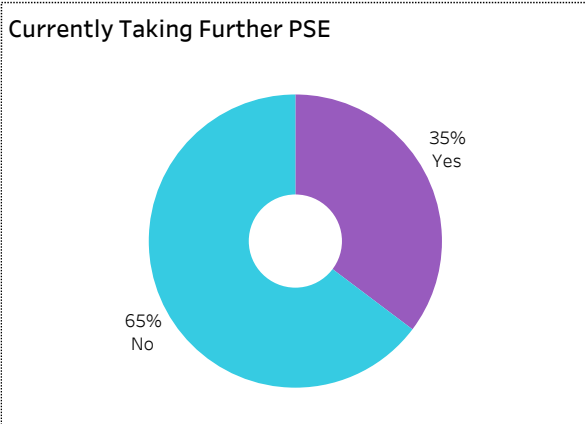


2019-20 Graduate Follow-up Survey Summary of Results (page 5/5) Further Post-Secondary Education



[Click on button to RESET Filters](#)

Number of Respondents: **17**
School: **Health Sciences** | Program: **Continuing Care Assistant** | Credential: **Certificate** | Admin Campus: **Saskatoon** | Base/CE: **Base** |
Indigenous: **Non-Indigenous**



Among the students who pursued further education, 25% indicated the program was not related to the one they completed at Sask Polytech. Common reasons cited by the graduates who were studying in an unrelated field were to be able to change career choice, to have more/better career choices, and difficulty of finding employment in their previous field of study.

Institutional Research and Analysis



2019-20 Graduate Follow-up Survey Summary of Results (page 1/5) Respondent Profile

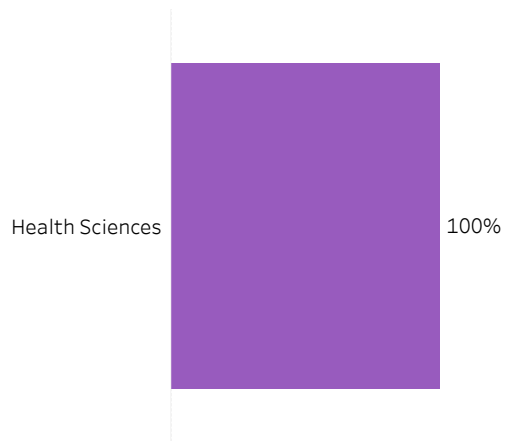


[Click on button to RESET Filters](#)

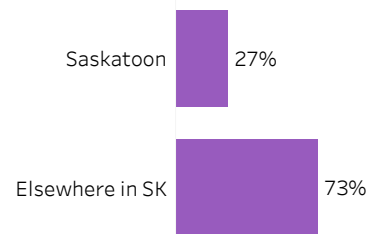
Number of Respondents
22

School: **Health Sciences** | Program: **Continuing Care Assistant** | Credential: **Certificate** | Admin Campus: **Saskatoon** | Base/CE: **Con Ed - Sask Polytech Delivered** | Indigenous: **All**

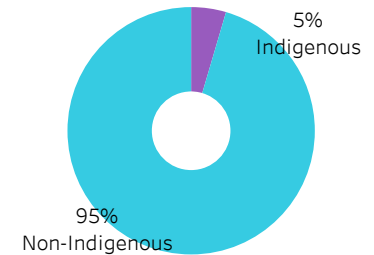
School



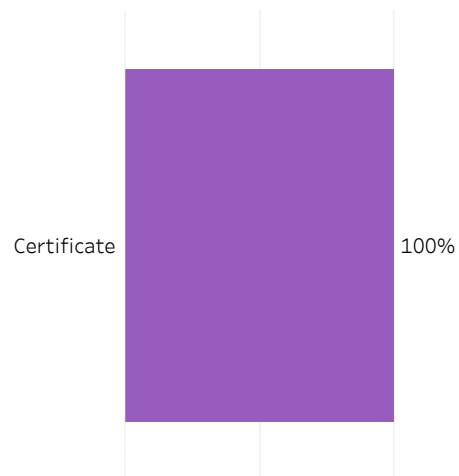
Location of Current Residence



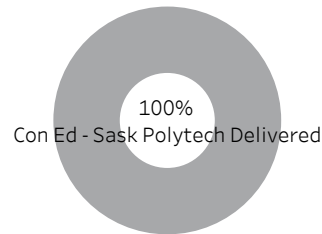
Indigenous Status



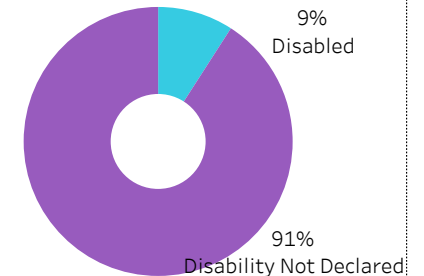
Credentials



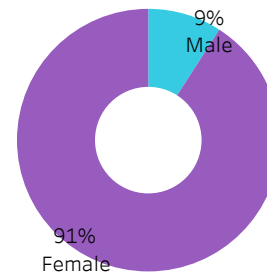
Base/CE



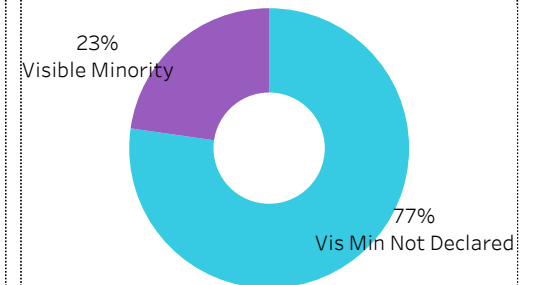
Disability



Gender



Visible Minority





2019-20 Graduate Follow-up Survey Summary of Results (page 2/5) Graduate Employment



[Click on button to RESET Filters](#)

Number of Respondents
22

School: **Health Sciences** | Program: **Continuing Care Assistant** | Credential: **Certificate** | Admin Campus: **Saskatoon** | Base/CE: **Con Ed - Sask**
Polytech Delivered | Indigenous: **All**

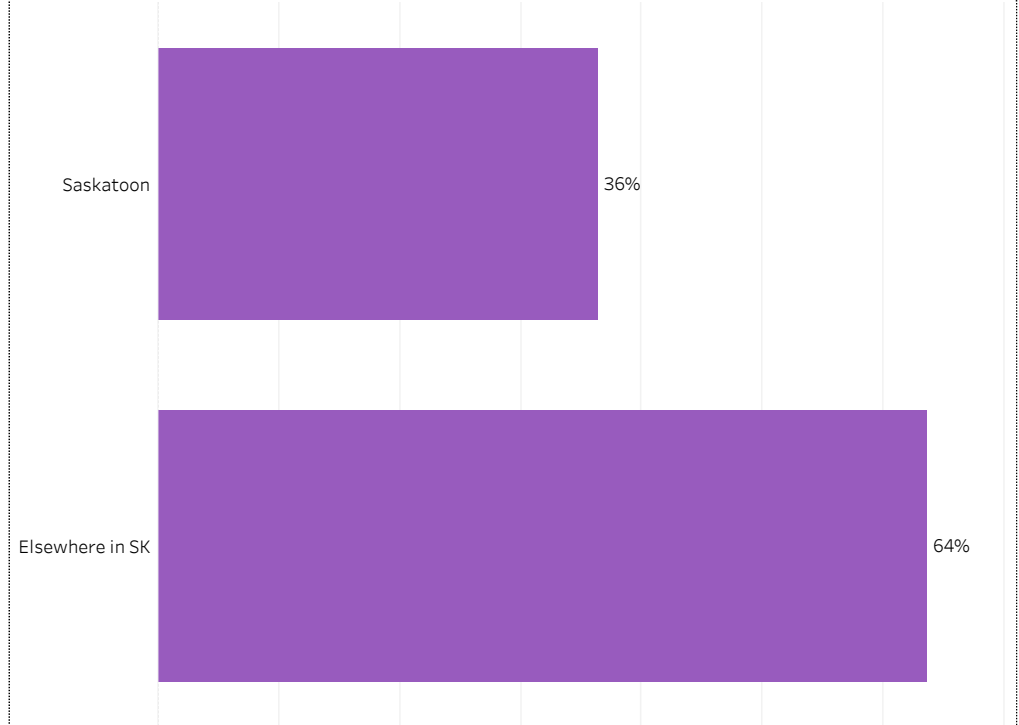
Overall Employment Rate

#Available Workforce	# of Grads Employed	Employment Rate	# of Fulltime Employed Grads	Full-time Employment Rate
22	22	100%	19	86%

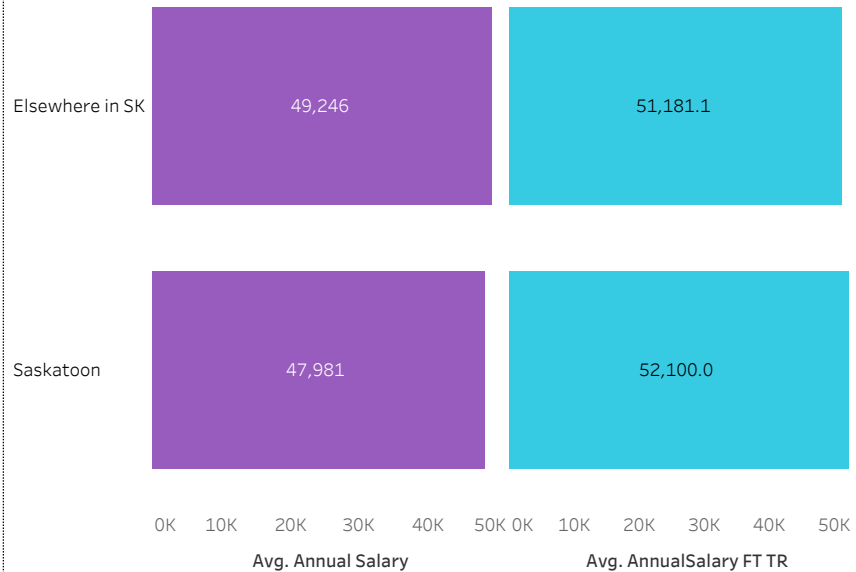
Training Related (TR) Employment

#Available Workforce	# of TR Employed Grads	TR Employment Rate	# of Fulltime TR Employed Grads	Full-time TR Employment Rate
22	22	100%	19	86%


Location of Employment



Average Salaries by Location of Employment



Average/Median Salary



Relatedness of Job to Training





2019-20 Graduate Follow-up Survey

Summary of Results (page 3/5)

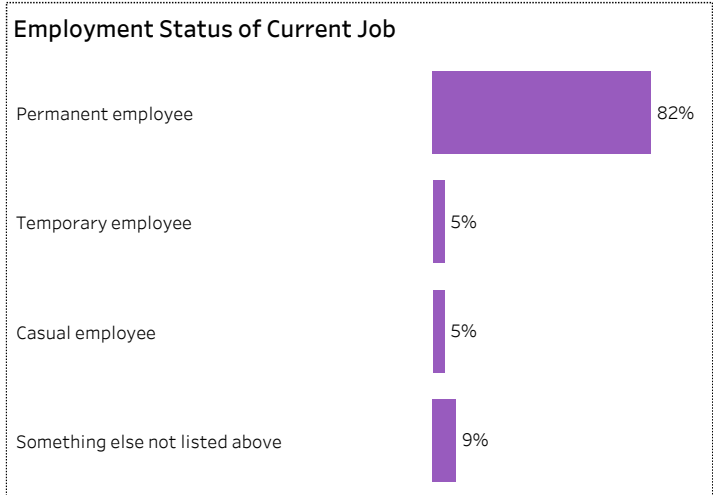
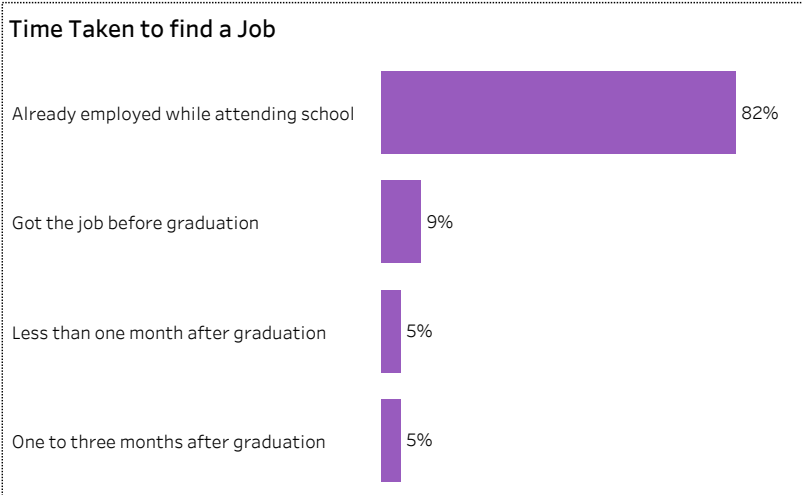
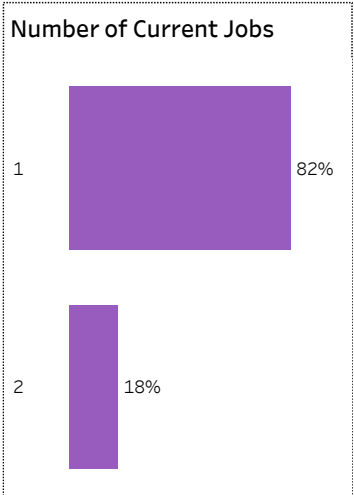

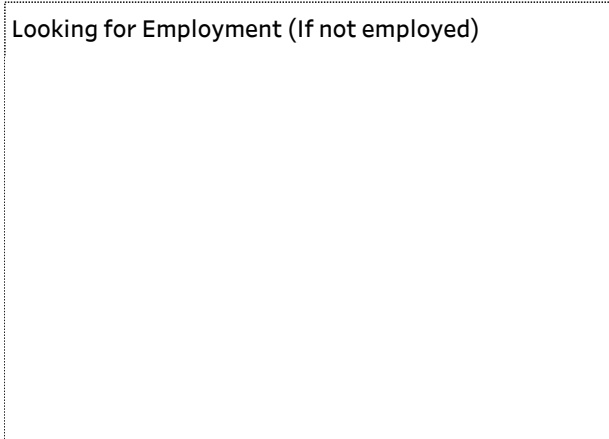
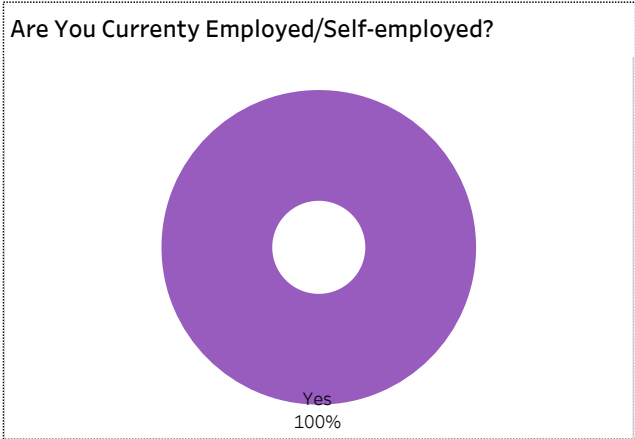
Graduate Employment (continued)



[Click on button to RESET Filters](#)

Number of Respondents: **22**

School: **Health Sciences** | Program: **Continuing Care Assistant** | Credential: **Certificate** | Admin Campus: **Saskatoon** | Base/CE: **Con Ed - Sask Polytech Delivered** | Indigenous: **All**





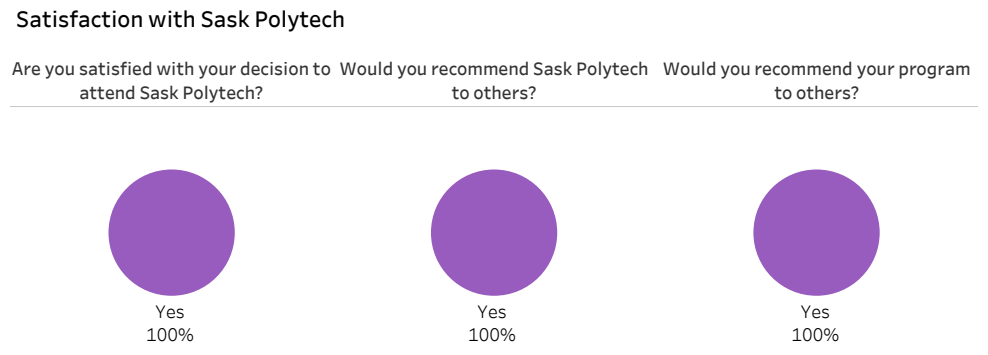
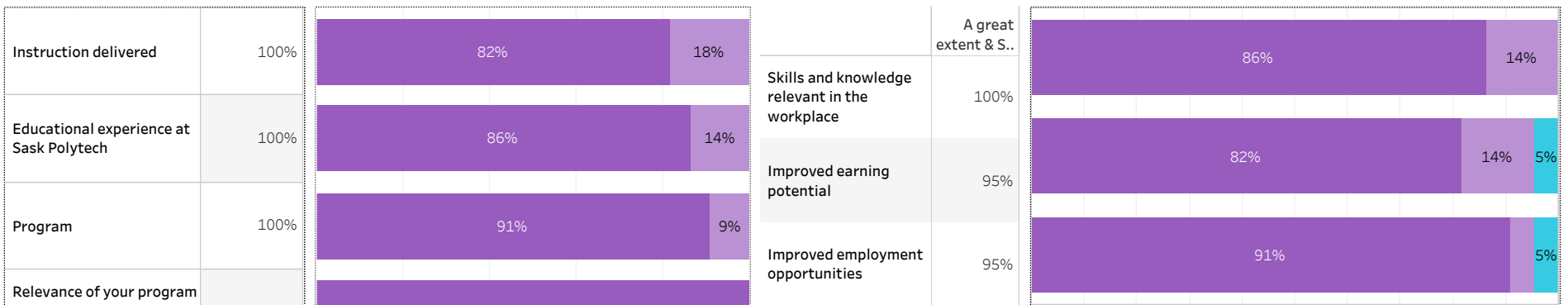
2019-20 Graduate Follow-up Survey Summary of Results (page 4/5) Satisfaction and Program Benefits



Click on button to RESET Filters

Number of Respondents 22	School: Health Sciences Program: Continuing Care Assistant Credential: Certificate Admin Campus: Saskatoon Base/CE: Con Ed - Sask Polytech Delivered Indigenous: All
------------------------------------	--

Level of Satisfaction	Very Satisfied & Somewhat Satisfied	<ul style="list-style-type: none"> Very satisfied Somewhat satisfied Somewhat dissatisfied Not sure 	Program Benefits	A Great Extent & Some Extent	<ul style="list-style-type: none"> No extent at all Some extent A great extent
------------------------------	-------------------------------------	---	-------------------------	------------------------------	---



Institutional Research and Analysis



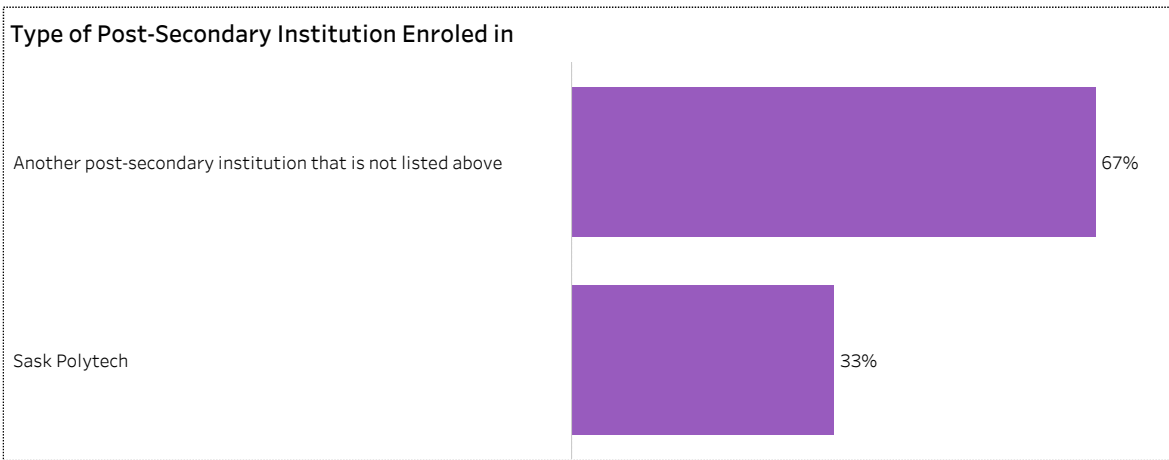
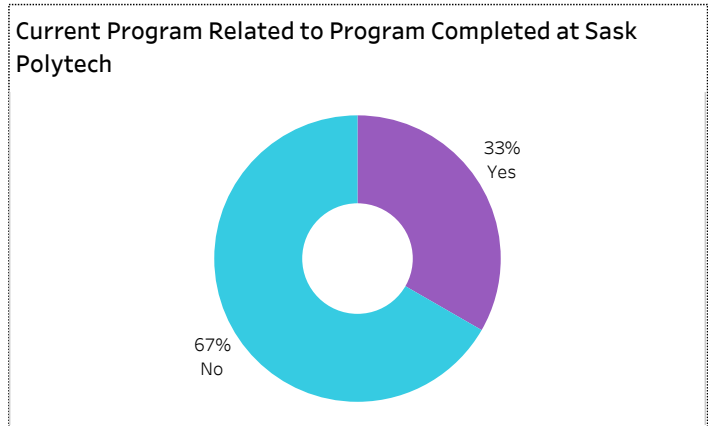
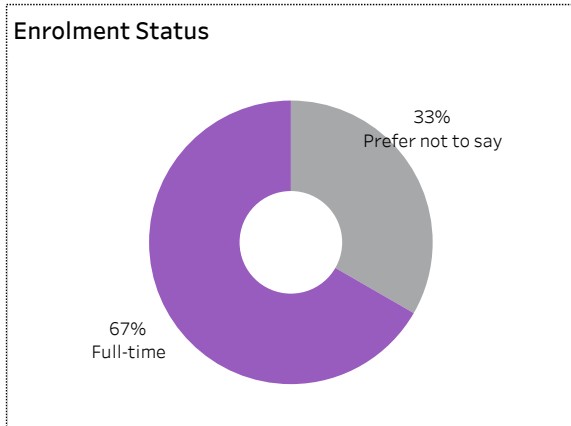
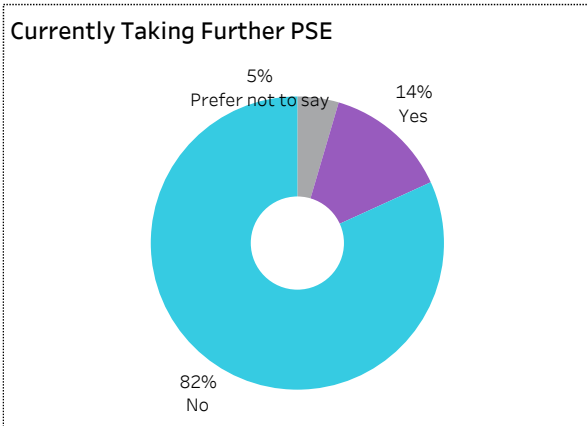
2019-20 Graduate Follow-up Survey Summary of Results (page 5/5) Further Post-Secondary Education



[Click on button to RESET Filters](#)

Number of Respondents
22

School: **Health Sciences** | Program: **Continuing Care Assistant** | Credential: **Certificate** | Admin Campus: **Saskatoon** | Base/CE: **Con Ed - Sask Polytech Delivered** | Indigenous: **All**



Among the students who pursued further education, 25% indicated the program was not related to the one they completed at Sask Polytech. Common reasons cited by the graduates who were studying in an unrelated field were to be able to change career choice, to have more/better career choices, and difficulty of finding employment in their previous field of study.

Institutional Research and Analysis



2019-20 Graduate Follow-up Survey Summary of Results (page 1/5) Respondent Profile

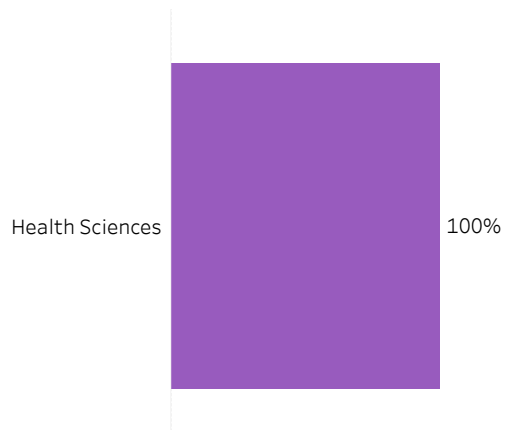


[Click on button to RESET Filters](#)

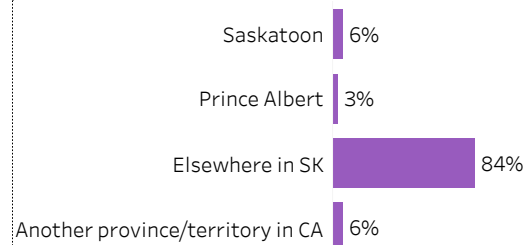
Number of Respondents
32

School: **Health Sciences** | Program: **Continuing Care Assistant** | Credential: **Certificate** | Admin Campus: **Saskatoon** | Base/CE: **Con Ed - Brokered** | Indigenous: **All**

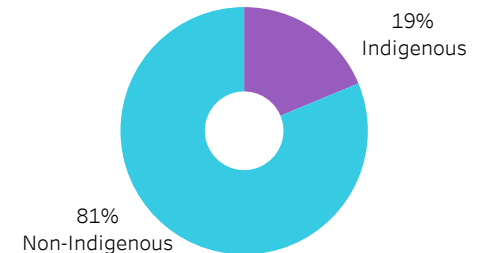
School



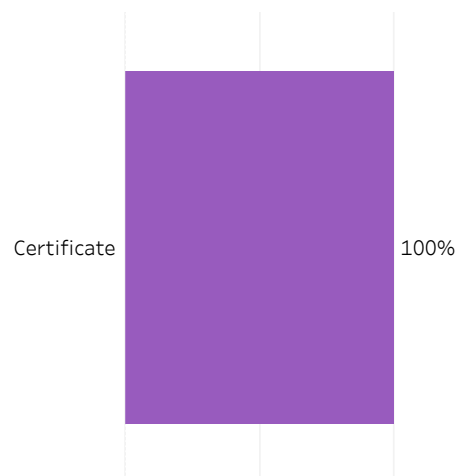
Location of Current Residence



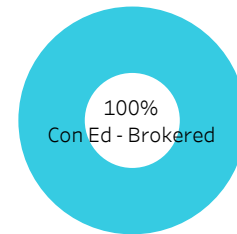
Indigenous Status



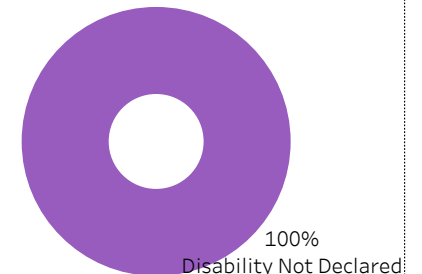
Credentials



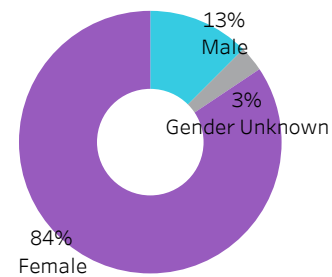
Base/CE



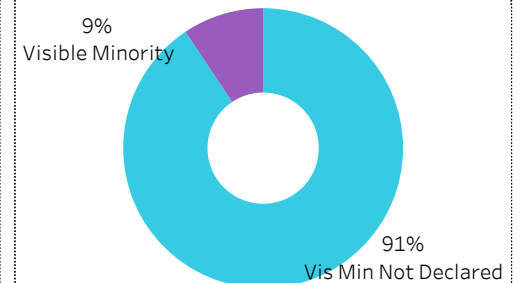
Disability



Gender



Visible Minority





2019-20 Graduate Follow-up Survey Summary of Results (page 2/5) Graduate Employment



[Click on button to RESET Filters](#)

Number of Respondents
32

School: **Health Sciences** | Program: **Continuing Care Assistant** | Credential: **Certificate** | Admin Campus: **Saskatoon** | Base/CE: **Con Ed - Brokered** | Indigenous: **All**

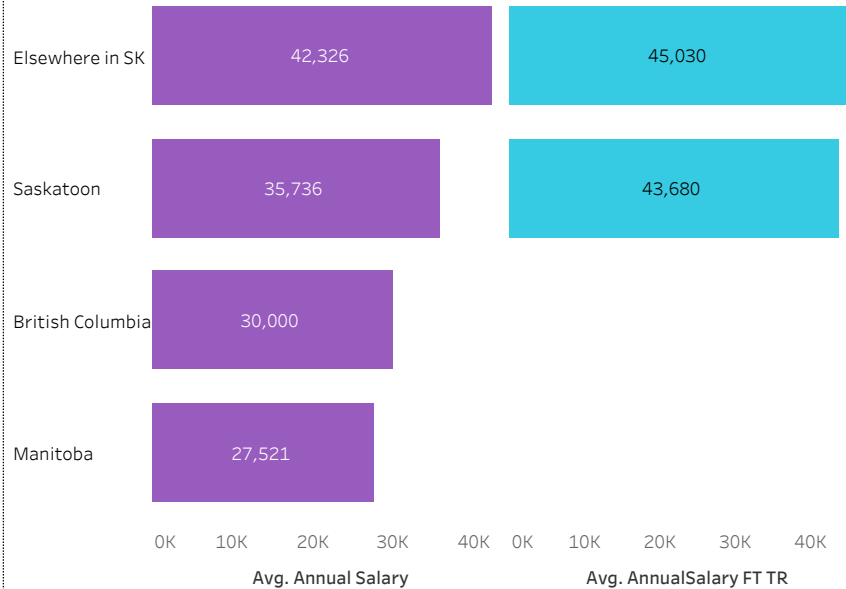
Overall Employment Rate

#Available Workforce	# of Grads Employed	Employment Rate	# of Fulltime Employed Grads	Full-time Employment Rate
31	31	100%	27	87%

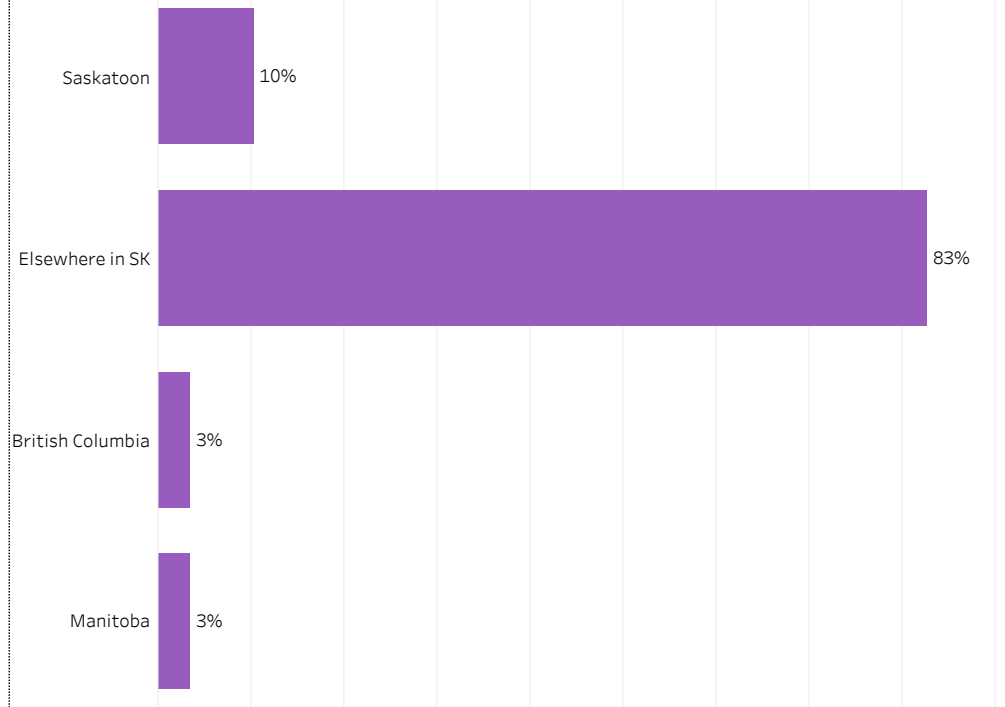
Training Related (TR) Employment

#Available Workforce	# of TR Employed Grads	TR Employment Rate	# of Fulltime TR Employed Grads	Full-time TR Employment Rate
31	28	90%	24	77%

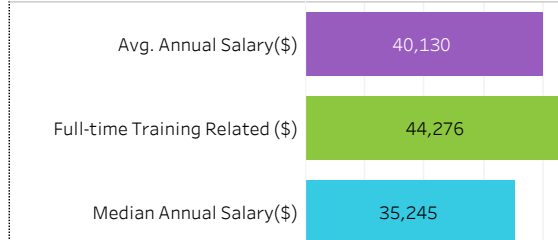
Average Salaries by Location of Employment



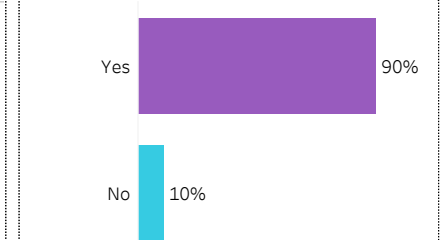
Location of Employment



Average/Median Salary



Relatedness of Job to Training



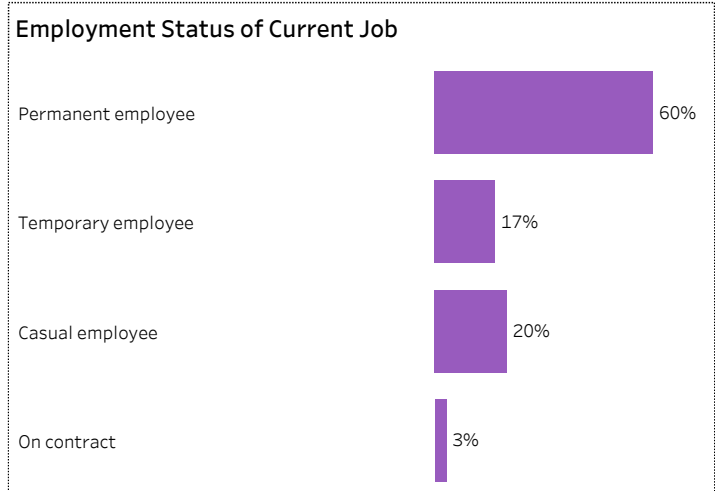
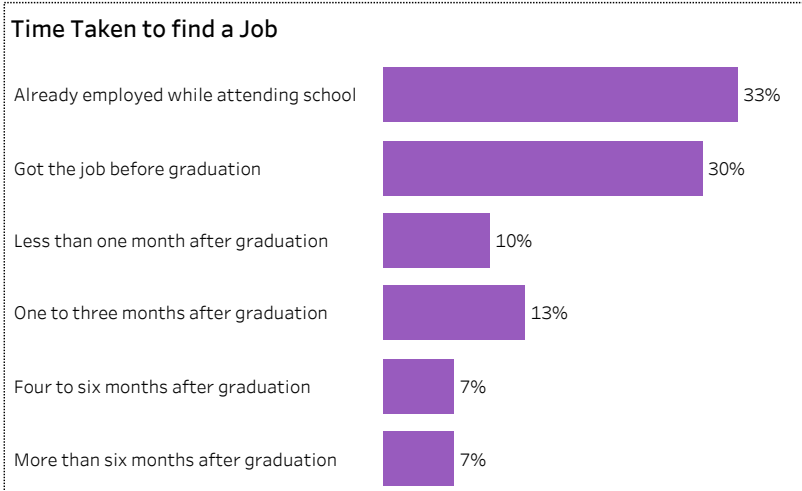
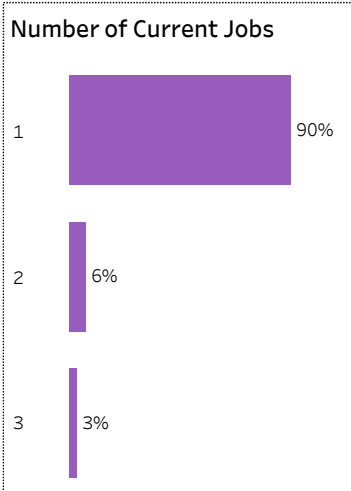
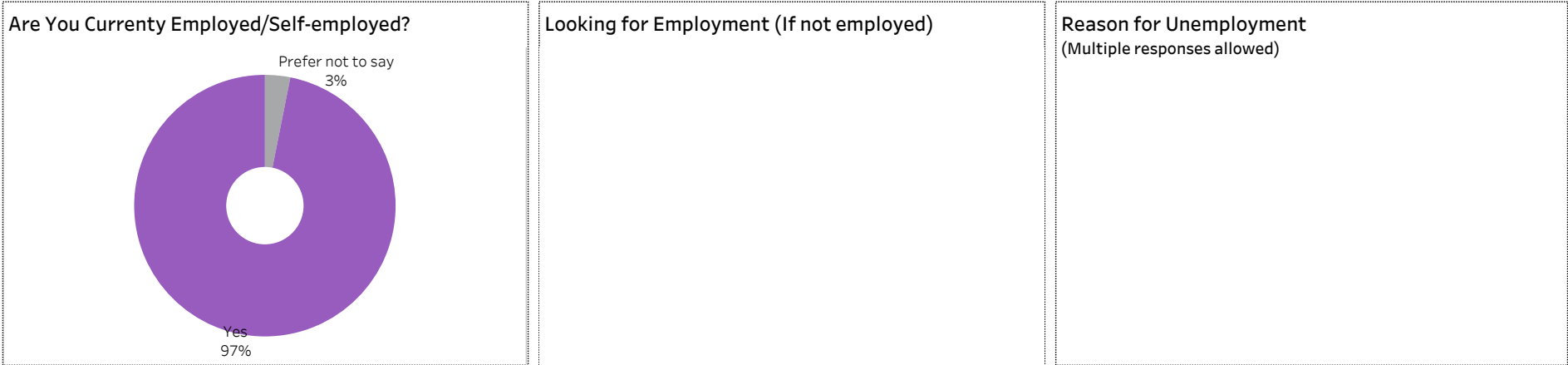


2019-20 Graduate Follow-up Survey Summary of Results (page 3/5) Graduate Employment (continued)



[Click on button to RESET Filters](#)

Number of Respondents **32** | School: **Health Sciences** | Program: **Continuing Care Assistant** | Credential: **Certificate** | Admin Campus: **Saskatoon** | Base/CE: **Con Ed - Brokered** | Indigenous: **All**





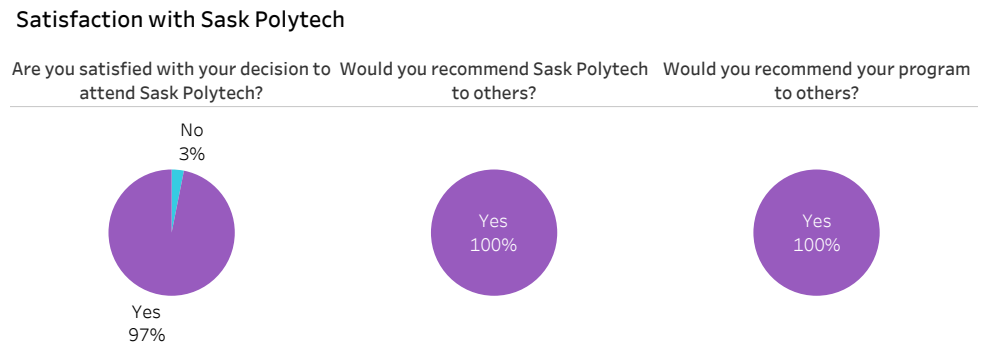
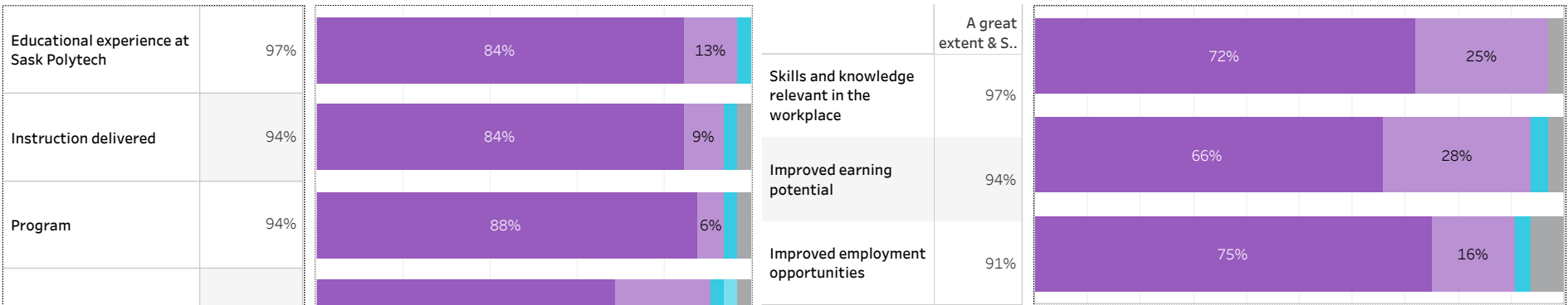
2019-20 Graduate Follow-up Survey Summary of Results (page 4/5) Satisfaction and Program Benefits



Click on button to RESET Filters

Number of Respondents 32	School: Health Sciences Program: Continuing Care Assistant Credential: Certificate Admin Campus: Saskatoon Base/CE: Con Ed - Brokered Indigenous: All
--	---

Level of Satisfaction	Very Satisfied & Somewhat Satisfied	<ul style="list-style-type: none"> Very satisfied Somewhat satisfied Very dissatisfied Somewhat dissatisfied 	Program Benefits	A Great Extent & Some Extent	<ul style="list-style-type: none"> A great extent Some extent No extent at all Not sure
------------------------------	-------------------------------------	--	-------------------------	------------------------------	---



Institutional Research and Analysis



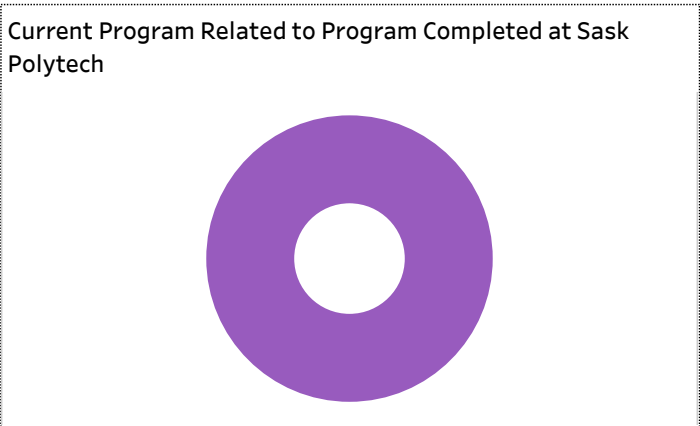

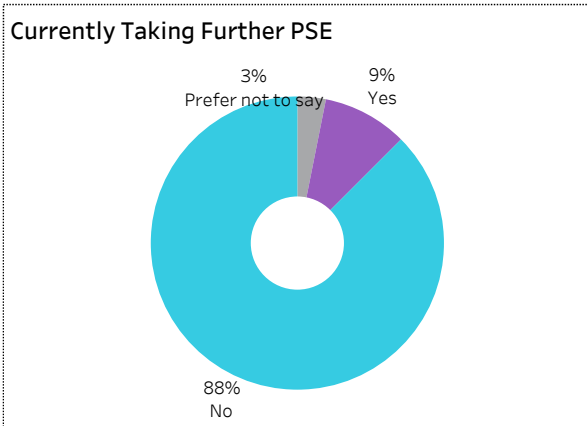
2019-20 Graduate Follow-up Survey Summary of Results (page 5/5) Further Post-Secondary Education



[Click on button to RESET Filters](#)

Number of Respondents
32

School: **Health Sciences** | Program: **Continuing Care Assistant** | Credential: **Certificate** | Admin Campus: **Saskatoon** | Base/CE: **Con Ed - Brokered** | Indigenous: **All**



Among the students who pursued further education, 25% indicated the program was not related to the one they completed at Sask Polytech. Common reasons cited by the graduates who were studying in an unrelated field were to be able to change career choice, to have more/better career choices, and difficulty of finding employment in their previous field of study.

Institutional Research and Analysis

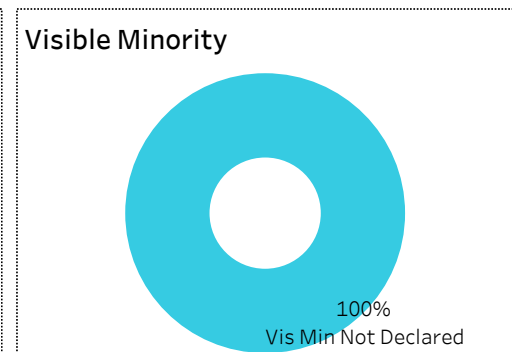
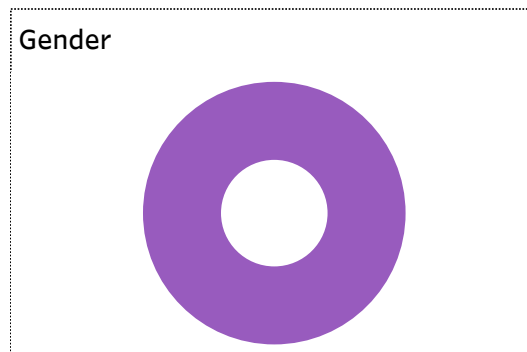
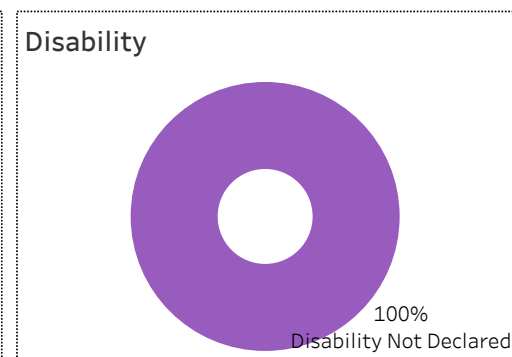
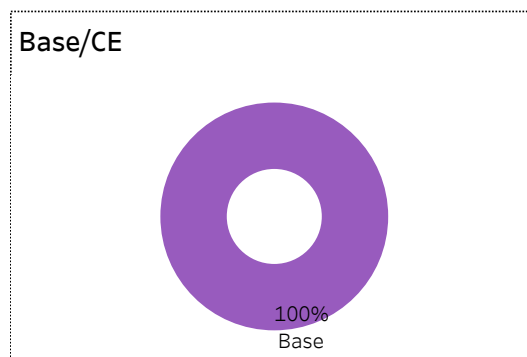
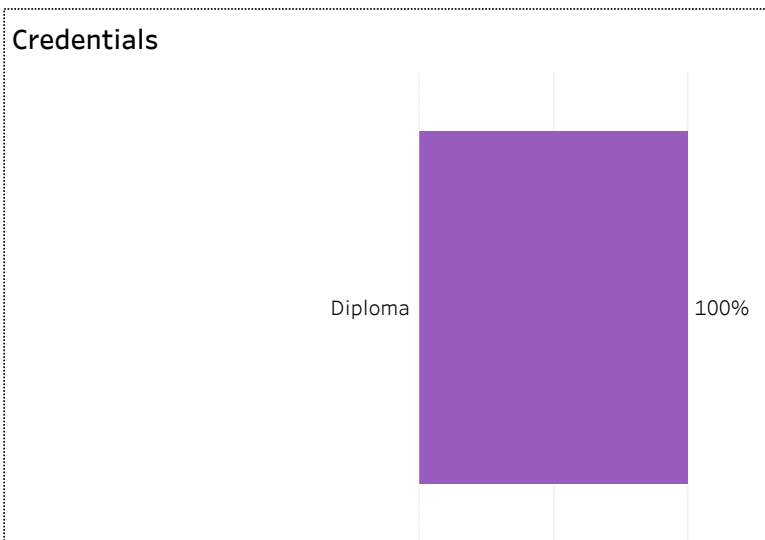
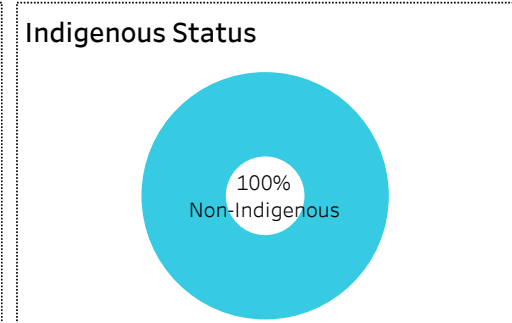
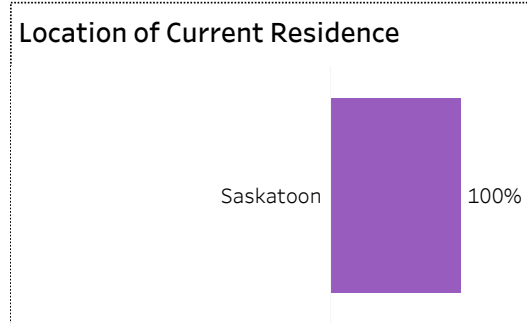


2019-20 Graduate Follow-up Survey Summary of Results (page 1/5) Respondent Profile



[Click on button to RESET Filters](#)

Number of Respondents: **1**
School: **Health Sciences** | Program: **Cytototechnology** | Credential: **Diploma** | Admin Campus: **Saskatoon** | Base/CE: **Base** | Indigenous: **Non-Indigenous**





2019-20 Graduate Follow-up Survey Summary of Results (page 2/5) Graduate Employment



[Click on button to RESET Filters](#)

Number of Respondents
1

School: **Health Sciences** | Program: **Cytotechnology** | Credential: **Diploma** | Admin Campus: **Saskatoon** | Base/CE: **Base** | Indigenous: **Non-Indigenous**

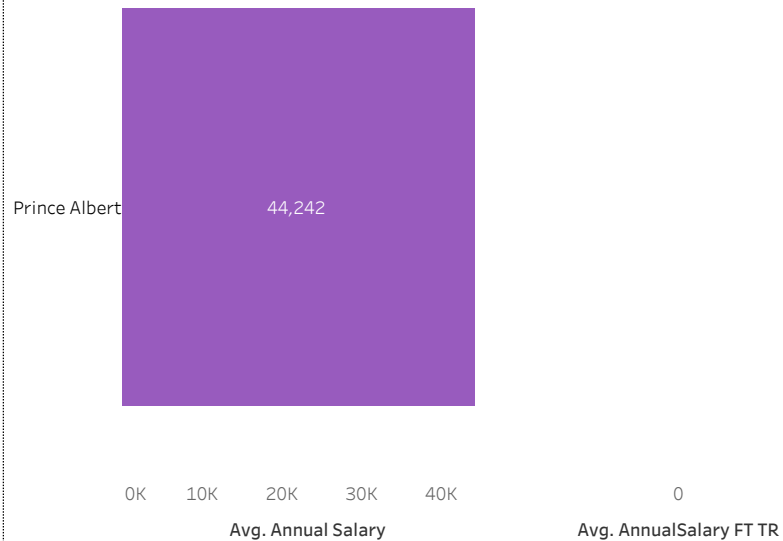
Overall Employment Rate

#Available Workforce	# of Grads Employed	Employment Rate	# of Fulltime Employed Grads	Full-time Employment Rate
1	1	100%	0	0%

Training Related (TR) Employment

#Available Workforce	# of TR Employed Grads	TR Employment Rate	# of Fulltime TR Employed Grads	Full-time TR Employment Rate
1	1	100%	0	0%

Average Salaries by Location of Employment



Location of Employment



Average/Median Salary

Avg. Annual Salary(\$)	44,241.60000000000000
Full-time Training Related (\$)	
Median Annual Salary(\$)	44,241.60000000000000

Relatedness of Job to Training



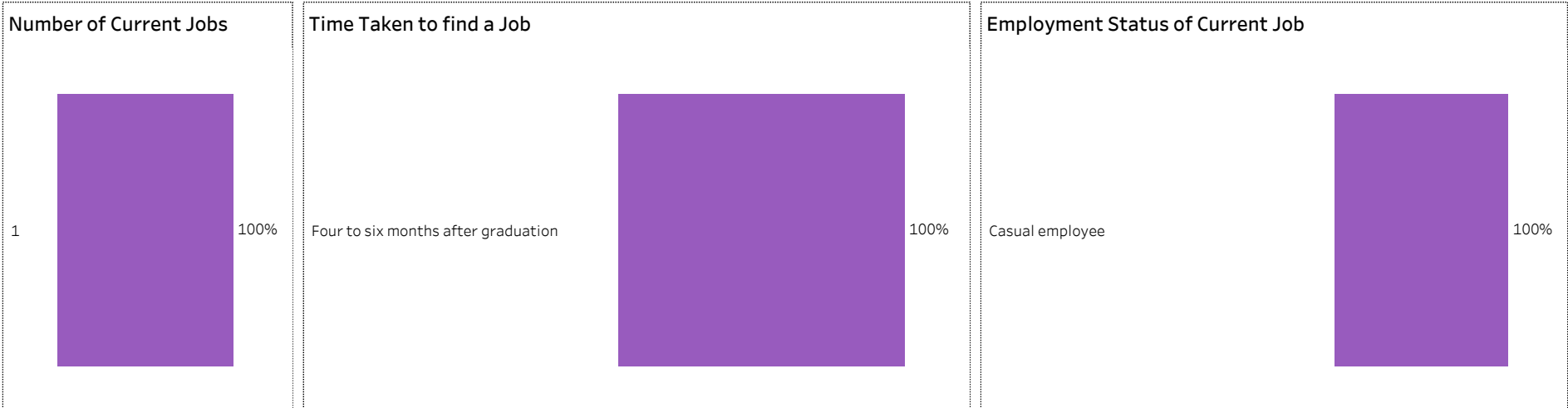
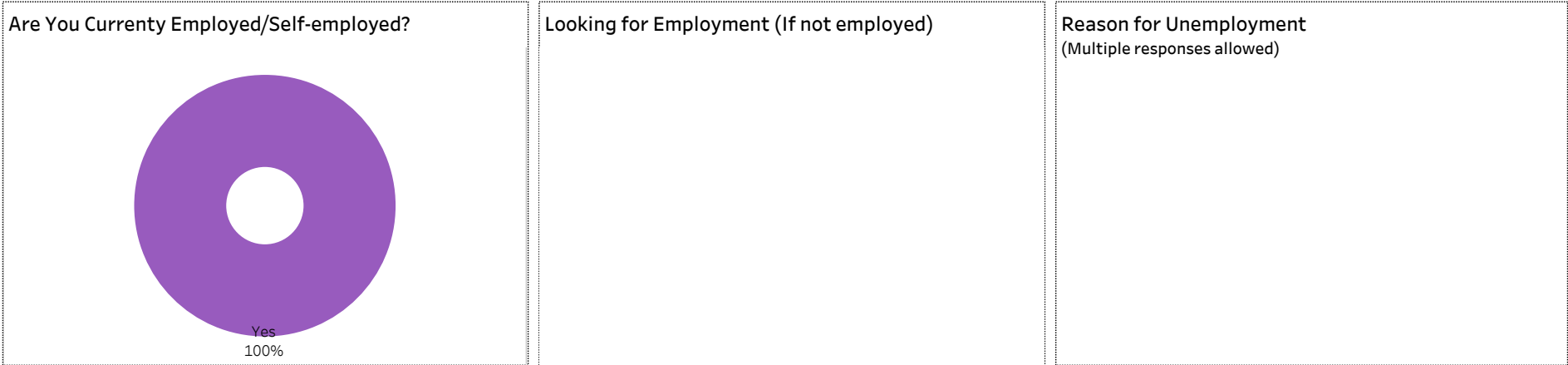


2019-20 Graduate Follow-up Survey
Summary of Results (page 3/5)
Graduate Employment (continued)



[Click on button to RESET Filters](#)

Number of Respondents 1	School: Health Sciences Program: Cytotechnology Credential: Diploma Admin Campus: Saskatoon Base/CE: Base Indigenous: Non-Indigenous
-----------------------------------	--





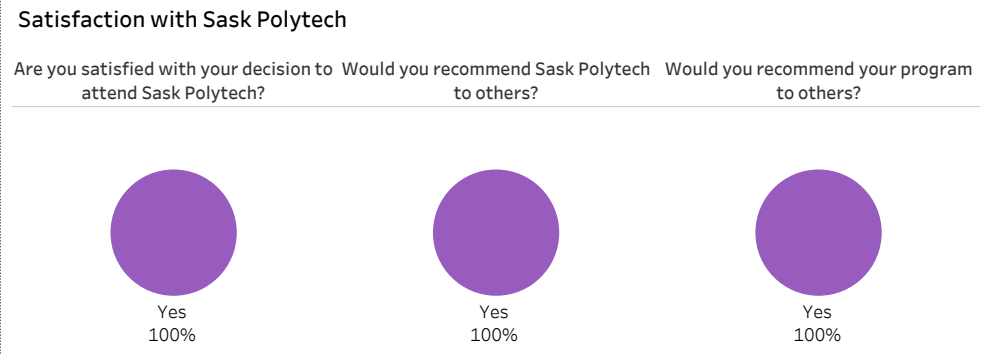
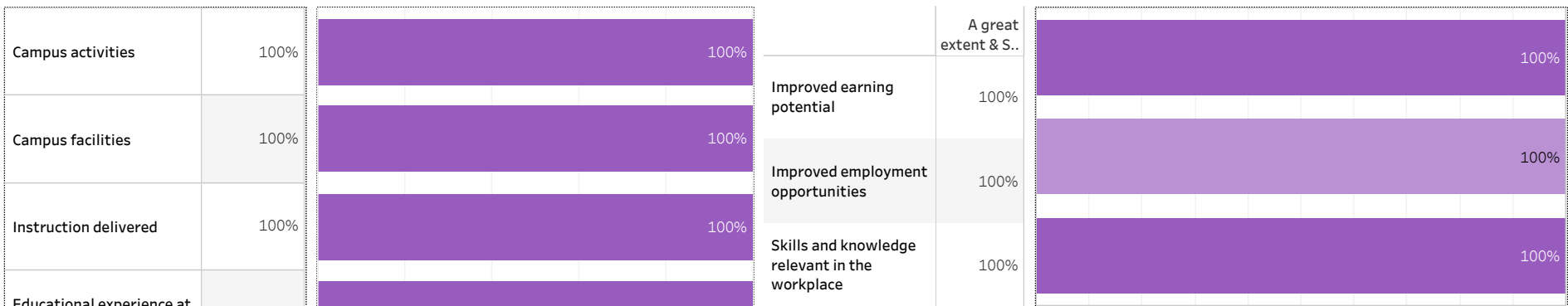
2019-20 Graduate Follow-up Survey Summary of Results (page 4/5) Satisfaction and Program Benefits



Click on button to RESET Filters

Number of Respondents 1	School: Health Sciences Program: Cytotechnology Credential: Diploma Admin Campus: Saskatoon Base/CE: Base Indigenous: Non-Indigenous
-----------------------------------	--

Level of Satisfaction	Very Satisfied & Somewhat Satisfied	<input type="checkbox"/> Somewhat satisfied <input checked="" type="checkbox"/> Very satisfied	Program Benefits	A Great Extent & Some Extent	<input type="checkbox"/> Some extent <input checked="" type="checkbox"/> A great extent



Institutional Research and Analysis




2019-20 Graduate Follow-up Survey Summary of Results (page 5/5) Further Post-Secondary Education



[Click on button to RESET Filters](#)

Number of Respondents 1	School: Health Sciences Program: Cytotechnology Credential: Diploma Admin Campus: Saskatoon Base/CE: Base Indigenous: Non-Indigenous
-----------------------------------	--

Currently Taking Further PSE  <p>100% No</p>	Enrolment Status	Current Program Related to Program Completed at Sask Polytech
---	-------------------------	--

Type of Post-Secondary Institution Enroled in
--

Among the students who pursued further education, 25% indicated the program was not related to the one they completed at Sask Polytech. Common reasons cited by the graduates who were studying in an unrelated field were to be able to change career choice, to have more/better career choices, and difficulty of finding employment in their previous field of study.

Institutional Research and Analysis



2019-20 Graduate Follow-up Survey Summary of Results (page 1/5) Respondent Profile

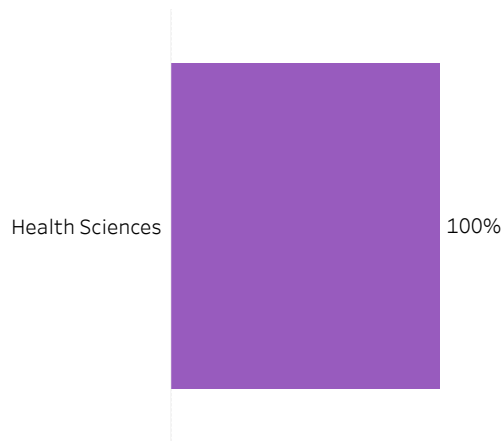


[Click on button to RESET Filters](#)

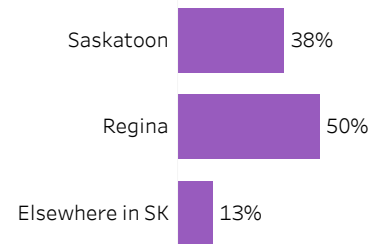
Number of Respondents
8

School: **Health Sciences** | Program: **Dental Hygiene** | Credential: **Advanced Diploma** | Admin Campus: **Regina** |
Base/CE: **Base** | Indigenous: **Non-Indigenous**

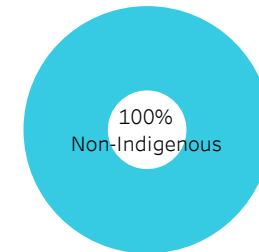
School



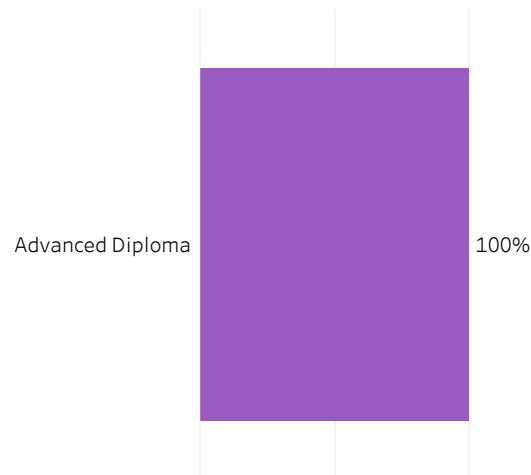
Location of Current Residence



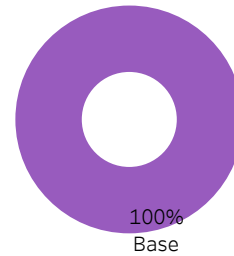
Indigenous Status



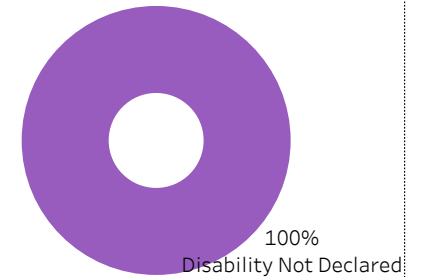
Credentials




Base/CE



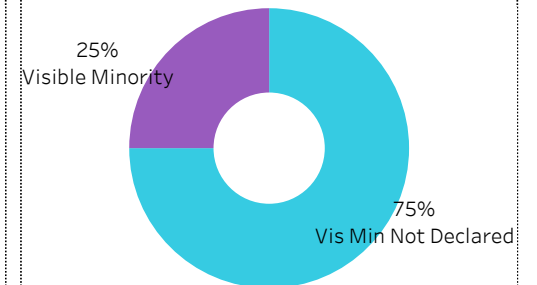
Disability



Gender



Visible Minority





2019-20 Graduate Follow-up Survey Summary of Results (page 2/5) Graduate Employment



[Click on button to RESET Filters](#)

Number of Respondents
8

School: **Health Sciences** | Program: **Dental Hygiene** | Credential: **Advanced Diploma** | Admin Campus: **Regina** | Base/CE: **Base** | Indigenous: **Non-Indigenous**

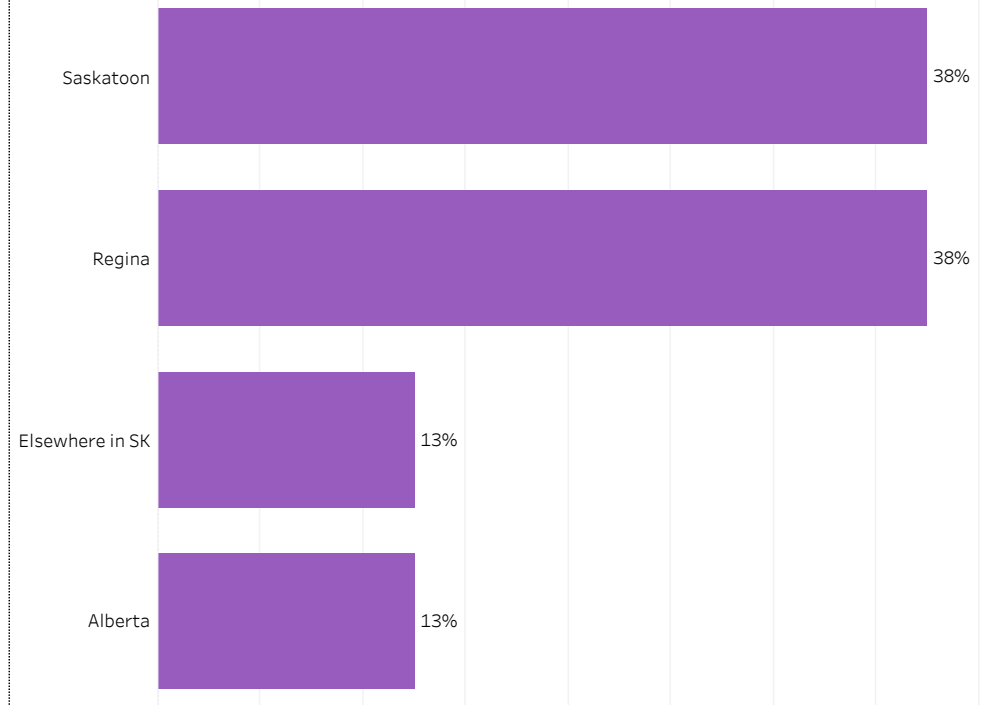
Overall Employment Rate

#Available Workforce	# of Grads Employed	Employment Rate	# of Fulltime Employed Grads	Full-time Employment Rate
8	8	100%	8	100%

Training Related (TR) Employment

#Available Workforce	# of TR Employed Grads	TR Employment Rate	# of Fulltime TR Employed Grads	Full-time TR Employment Rate
8	8	100%	8	100%

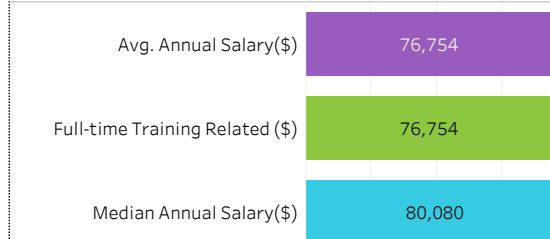
Location of Employment



Average Salaries by Location of Employment



Average/Median Salary



Relatedness of Job to Training





2019-20 Graduate Follow-up Survey

Summary of Results (page 3/5)

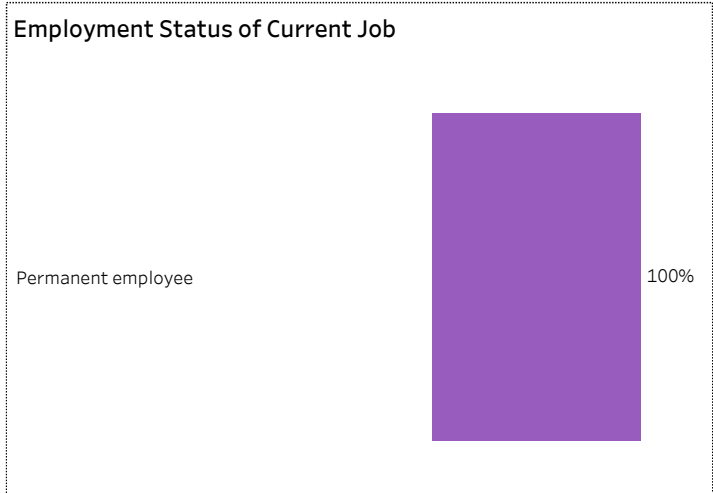
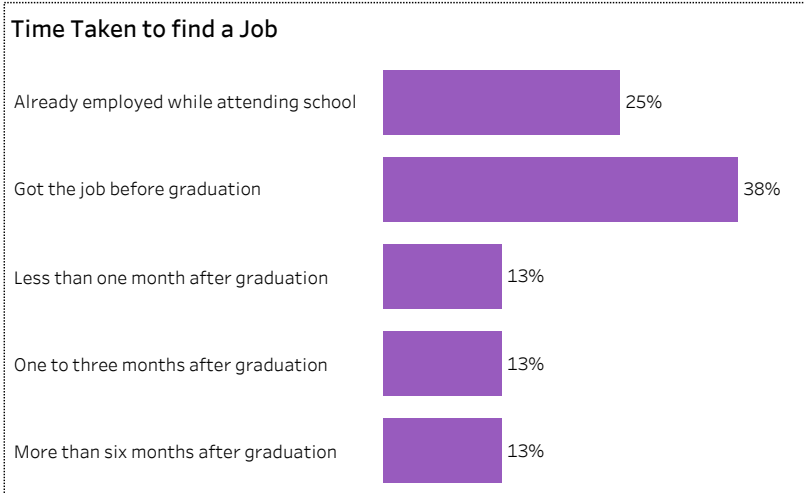
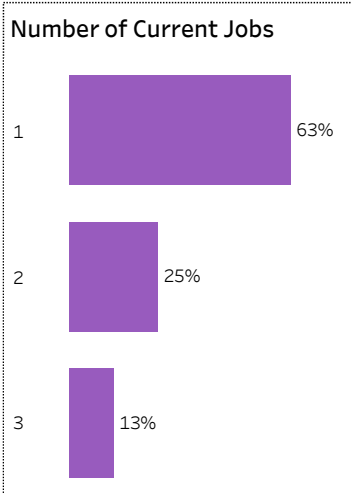

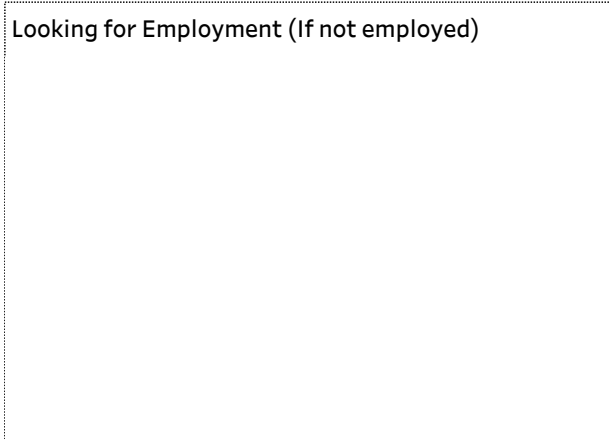
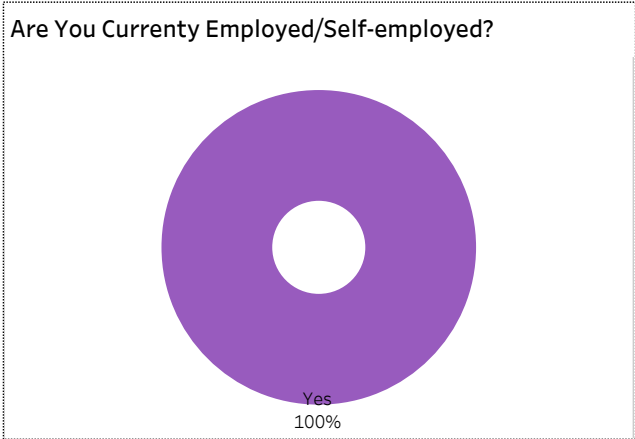
Graduate Employment (continued)



[Click on button to RESET Filters](#)

Number of Respondents: **8**

School: **Health Sciences** | Program: **Dental Hygiene** | Credential: **Advanced Diploma** | Admin Campus: **Regina** | Base/CE: **Base** |
Indigenous: **Non-Indigenous**





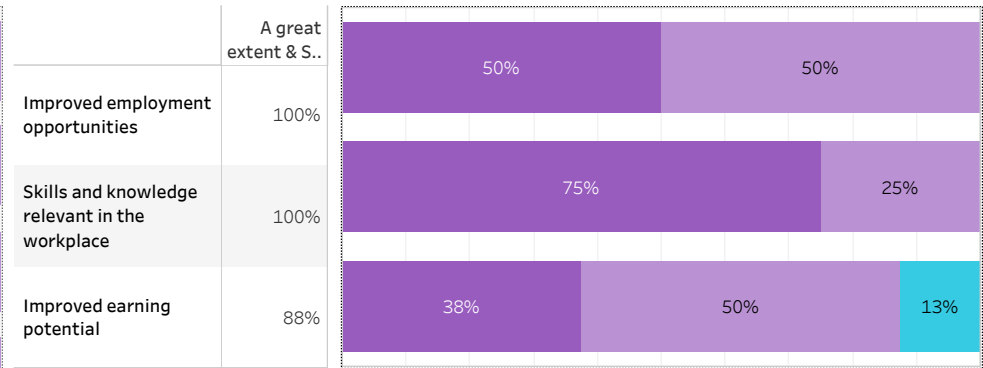
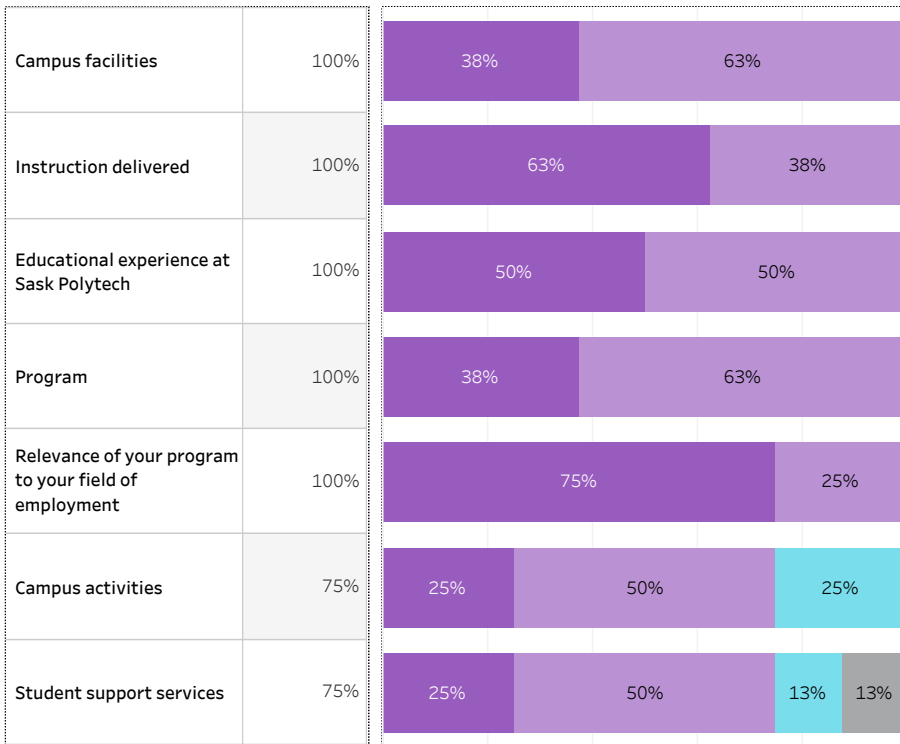
2019-20 Graduate Follow-up Survey Summary of Results (page 4/5) Satisfaction and Program Benefits



[Click on button to RESET Filters](#)

Number of Respondents: **8** | School: **Health Sciences** | Program: **Dental Hygiene** | Credential: **Advanced Diploma** | Admin Campus: **Regina** | Base/CE: **Base** | Indigenous: **Non-Indigenous**

Level of Satisfaction	Very Satisfied & Somewhat Satisfied	<ul style="list-style-type: none"> Very satisfied Somewhat satisfied Somewhat dissatisfied Not sure 	Program Benefits	A Great Extent & Some Extent	<ul style="list-style-type: none"> No extent at all Some extent A great extent
------------------------------	-------------------------------------	---	-------------------------	------------------------------	---



Satisfaction with Sask Polytech



Institutional Research and Analysis




2019-20 Graduate Follow-up Survey Summary of Results (page 5/5) Further Post-Secondary Education



[Click on button to RESET Filters](#)

Number of Respondents 8	School: Health Sciences Program: Dental Hygiene Credential: Advanced Diploma Admin Campus: Regina Base/CE: Base Indigenous: Non-Indigenous
-----------------------------------	---

Currently Taking Further PSE  <p>100% No</p>	Enrolment Status	Current Program Related to Program Completed at Sask Polytech
---	-------------------------	--

Type of Post-Secondary Institution Enroled in
--

Among the students who pursued further education, 25% indicated the program was not related to the one they completed at Sask Polytech. Common reasons cited by the graduates who were studying in an unrelated field were to be able to change career choice, to have more/better career choices, and difficulty of finding employment in their previous field of study.

Institutional Research and Analysis



2019-20 Graduate Follow-up Survey Summary of Results (page 1/5) Respondent Profile

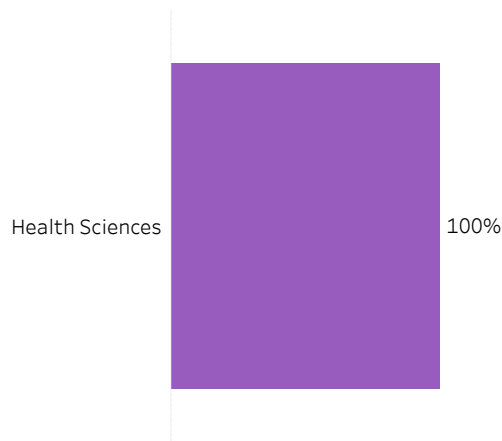


[Click on button to RESET Filters](#)

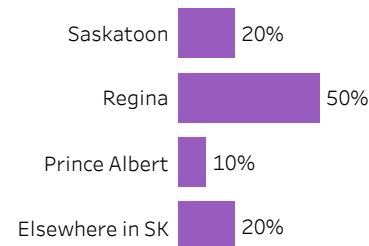
Number of Respondents
10

School: **Health Sciences** | Program: **Health Information Management** | Credential: **Diploma** | Admin Campus:
Regina | Base/CE: **Base** | Indigenous: **Non-Indigenous**

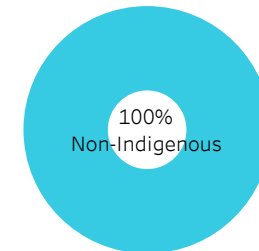
School



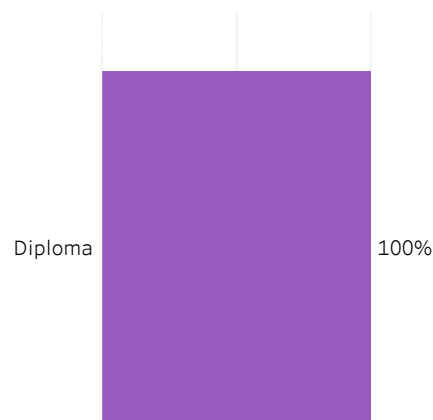
Location of Current Residence



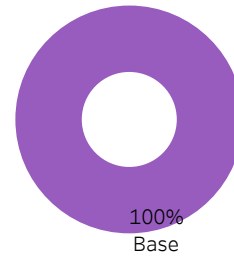
Indigenous Status



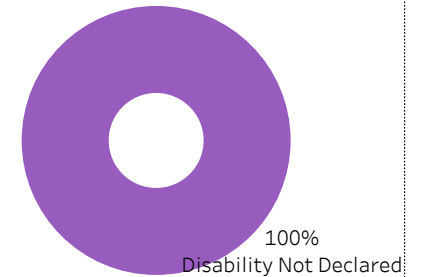
Credentials



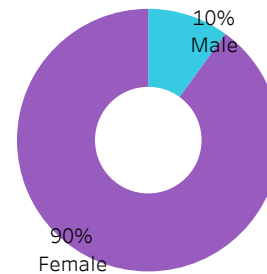
Base/CE



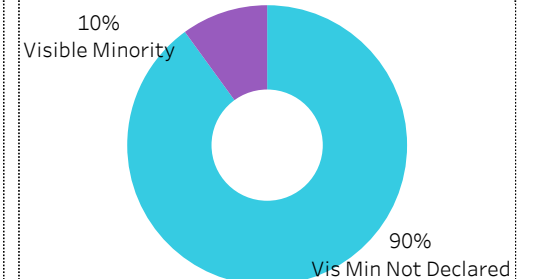
Disability



Gender



Visible Minority





2019-20 Graduate Follow-up Survey Summary of Results (page 2/5) Graduate Employment



[Click on button to RESET Filters](#)

Number of Respondents
10

School: **Health Sciences** | Program: **Health Information Management** | Credential: **Diploma** | Admin Campus: **Regina** | Base/CE: **Base** |
Indigenous: **Non-Indigenous**

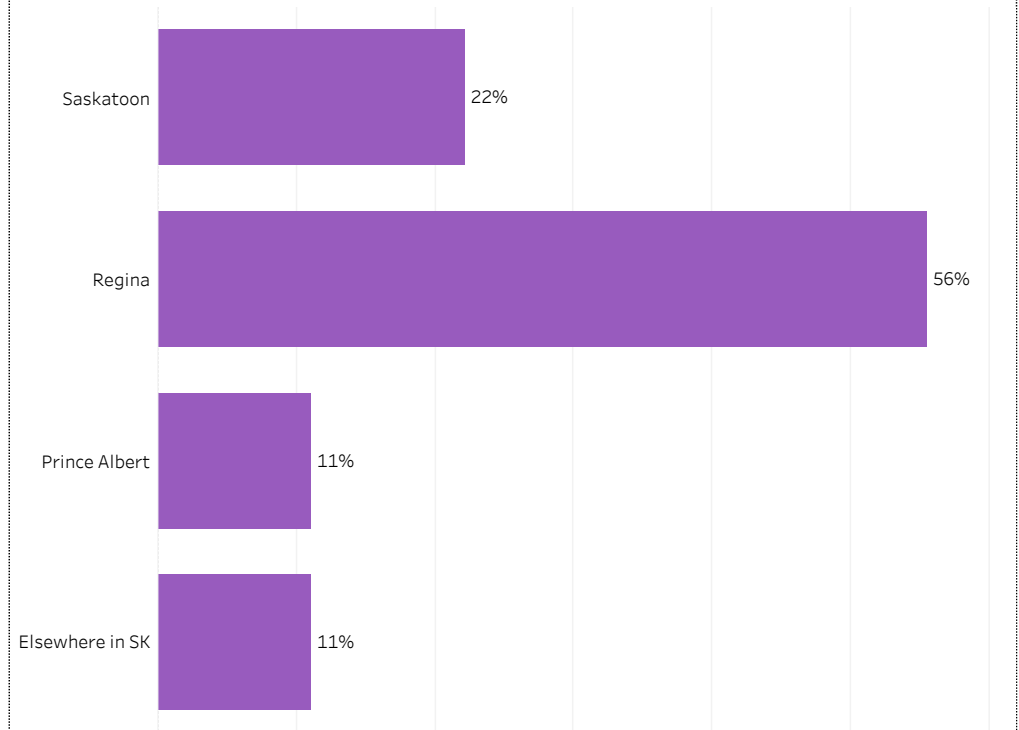
Overall Employment Rate

#Available Workforce	# of Grads Employed	Employment Rate	# of Fulltime Employed Grads	Full-time Employment Rate
9	9	100%	9	100%

Training Related (TR) Employment

#Available Workforce	# of TR Employed Grads	TR Employment Rate	# of Fulltime TR Employed Grads	Full-time TR Employment Rate
9	8	89%	8	89%


Location of Employment



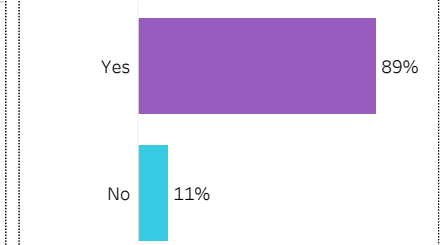
Average Salaries by Location of Employment



Average/Median Salary



Relatedness of Job to Training





2019-20 Graduate Follow-up Survey

Summary of Results (page 3/5)

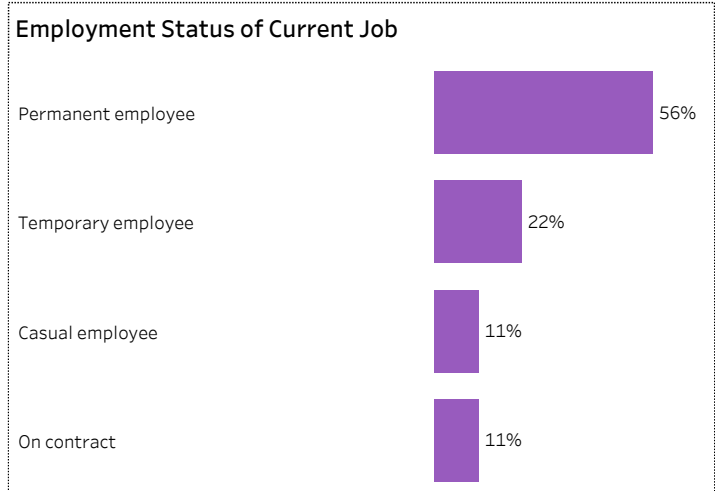
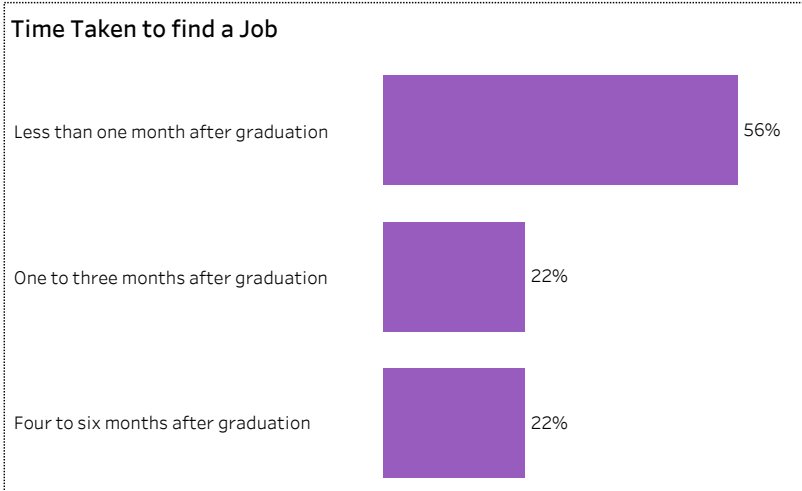
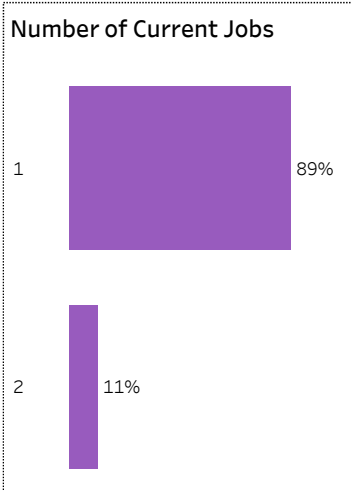
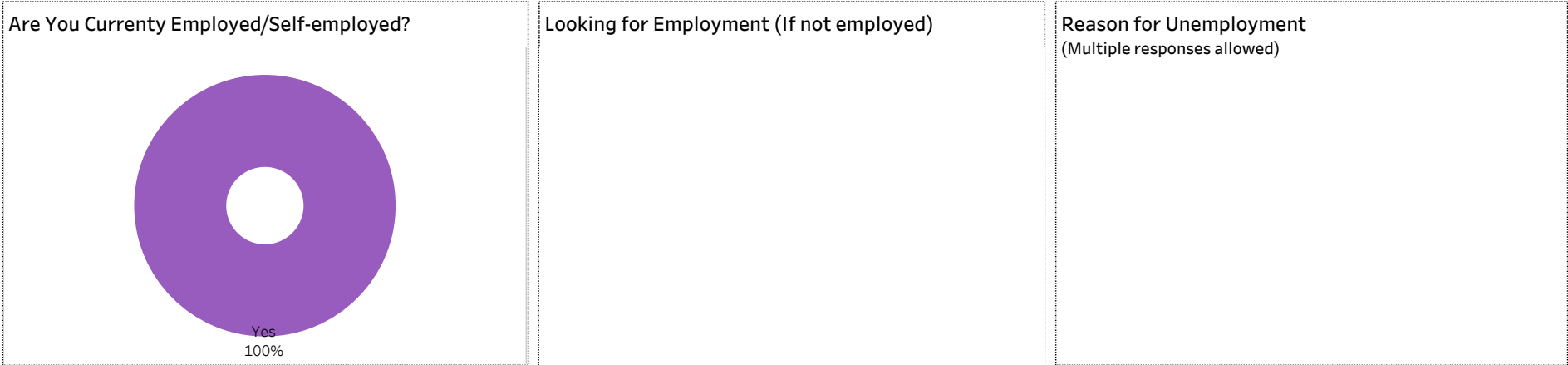
Graduate Employment (continued)



[Click on button to RESET Filters](#)

Number of Respondents: **10**

School: **Health Sciences** | Program: **Health Information Management** | Credential: **Diploma** | Admin Campus: **Regina** | Base/CE: **Base**
| Indigenous: **Non-Indigenous**





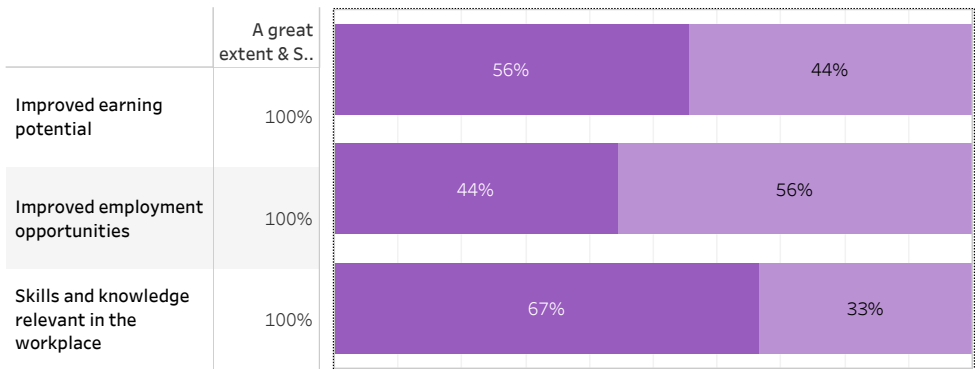
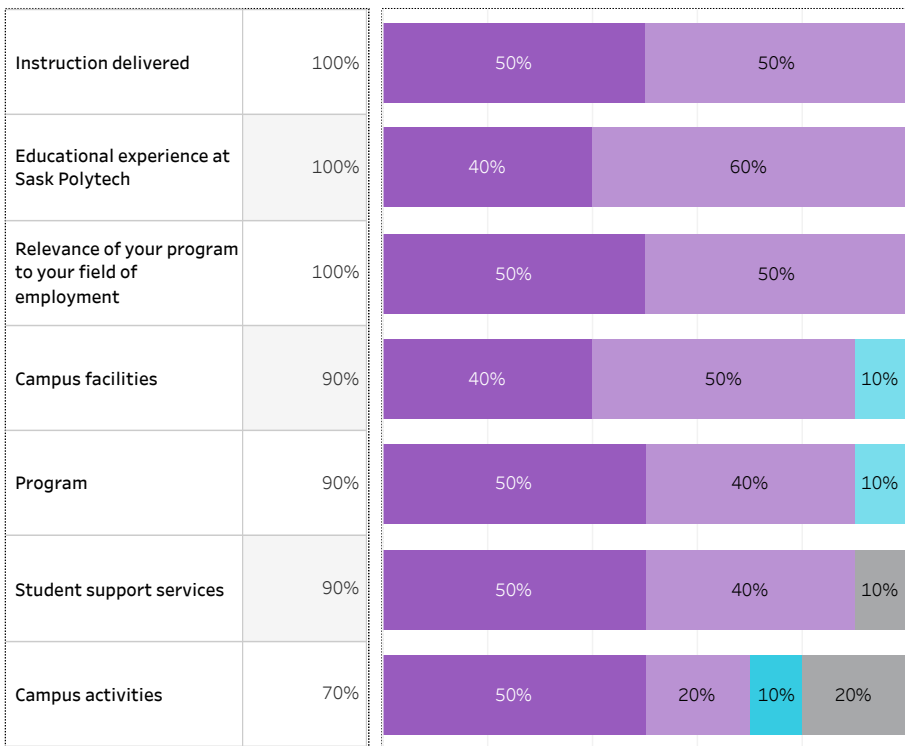
2019-20 Graduate Follow-up Survey Summary of Results (page 4/5) Satisfaction and Program Benefits



Click on button to RESET Filters

Number of Respondents 10	School: Health Sciences Program: Health Information Management Credential: Diploma Admin Campus: Regina Base/CE: Base Indigenous: Non-Indigenous
------------------------------------	---

Level of Satisfaction	Very Satisfied & Somewhat Satisfied	<ul style="list-style-type: none"> Very satisfied Somewhat satisfied Very dissatisfied Somewhat dissatisfied Not sure 	Program Benefits	A Great Extent & Some Extent	<ul style="list-style-type: none"> Some extent A great extent
------------------------------	-------------------------------------	--	-------------------------	------------------------------	---



Satisfaction with Sask Polytech

Are you satisfied with your decision to attend Sask Polytech? | Would you recommend Sask Polytech to others? | Would you recommend your program to others?



Institutional Research and Analysis

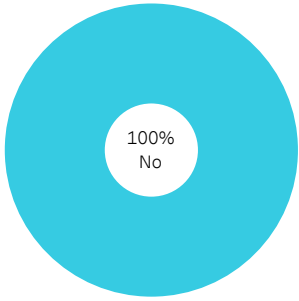


2019-20 Graduate Follow-up Survey Summary of Results (page 5/5) Further Post-Secondary Education



[Click on button to RESET Filters](#)

Number of Respondents 10	School: Health Sciences Program: Health Information Management Credential: Diploma Admin Campus: Regina Base/CE: Base Indigenous: Non-Indigenous
------------------------------------	---

Currently Taking Further PSE  <p>100% No</p>	Enrolment Status	Current Program Related to Program Completed at Sask Polytech
---	-------------------------	--

Type of Post-Secondary Institution Enroled in
--

Among the students who pursued further education, 25% indicated the program was not related to the one they completed at Sask Polytech. Common reasons cited by the graduates who were studying in an unrelated field were to be able to change career choice, to have more/better career choices, and difficulty of finding employment in their previous field of study.

Institutional Research and Analysis



2019-20 Graduate Follow-up Survey Summary of Results (page 1/5) Respondent Profile

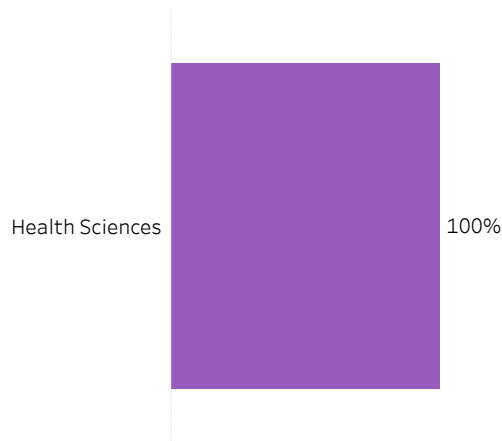


[Click on button to RESET Filters](#)

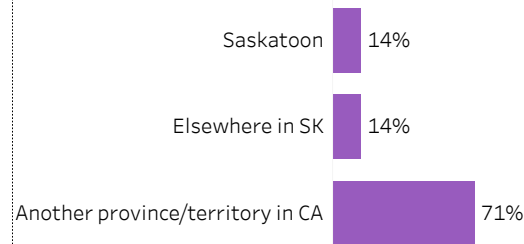
Number of Respondents
7

School: **Health Sciences** | Program: **Health Information Management** | Credential: **Diploma** | Admin Campus: **Regina** | Base/CE: **Con Ed - Sask Polytech Delivered** | Indigenous: **Non-Indigenous**

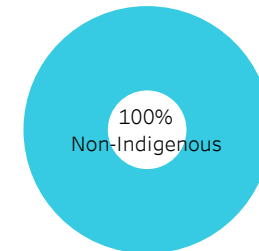
School



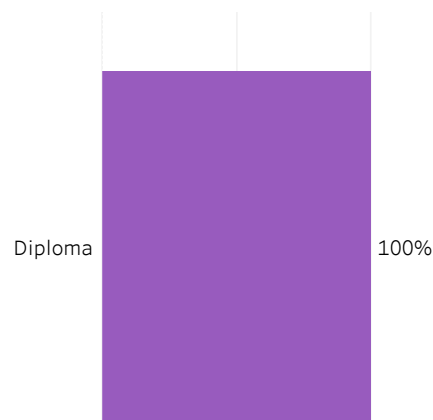
Location of Current Residence



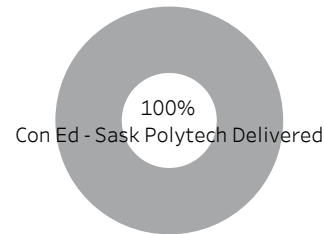
Indigenous Status



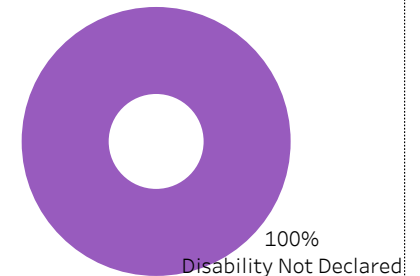
Credentials



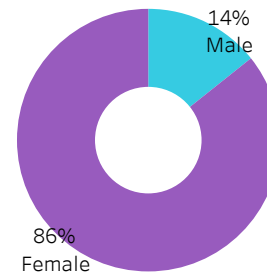
Base/CE



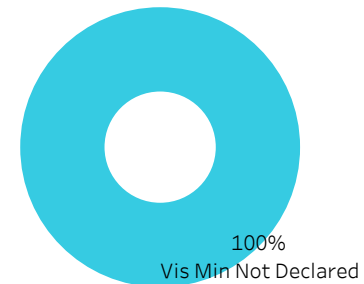
Disability



Gender



Visible Minority





2019-20 Graduate Follow-up Survey Summary of Results (page 2/5) Graduate Employment



[Click on button to RESET Filters](#)

Number of Respondents
7

School: **Health Sciences** | Program: **Health Information Management** | Credential: **Diploma** | Admin Campus: **Regina** | Base/CE: **Con Ed - Sask Polytech Delivered** | Indigenous: **Non-Indigenous**

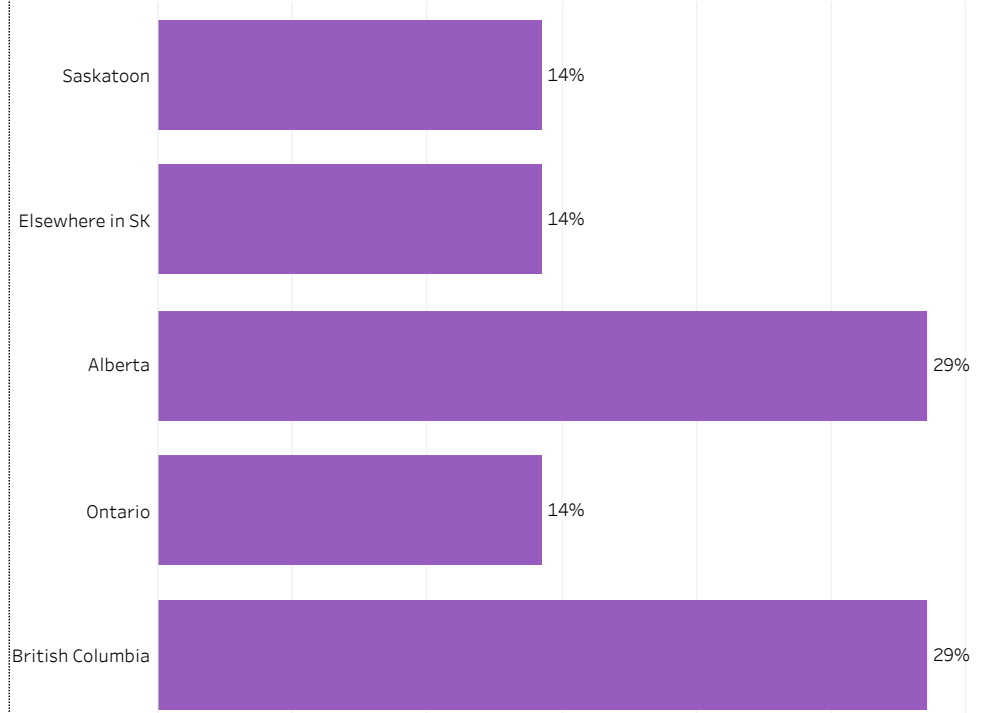
Overall Employment Rate

#Available Workforce	# of Grads Employed	Employment Rate	# of Fulltime Employed Grads	Full-time Employment Rate
7	7	100%	6	86%

Training Related (TR) Employment

#Available Workforce	# of TR Employed Grads	TR Employment Rate	# of Fulltime TR Employed Grads	Full-time TR Employment Rate
7	4	57%	3	43%


Location of Employment



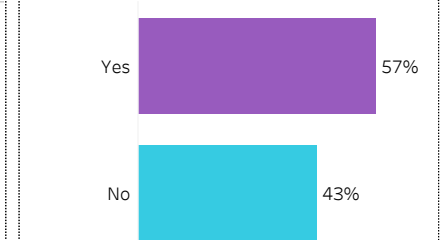
Average Salaries by Location of Employment



Average/Median Salary



Relatedness of Job to Training





2019-20 Graduate Follow-up Survey

Summary of Results (page 3/5)

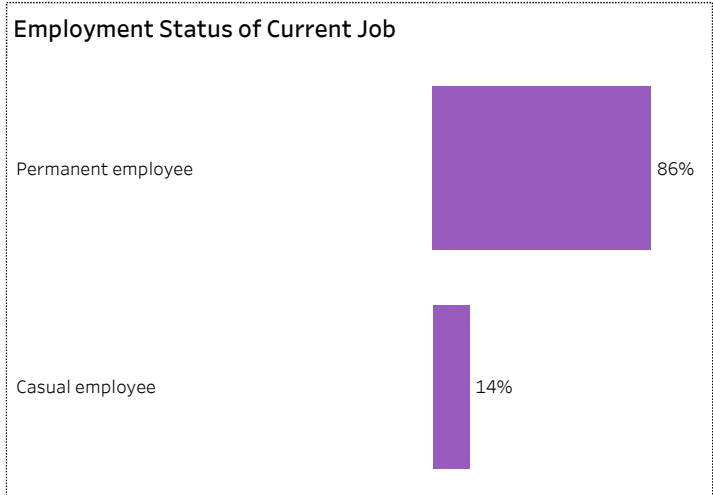
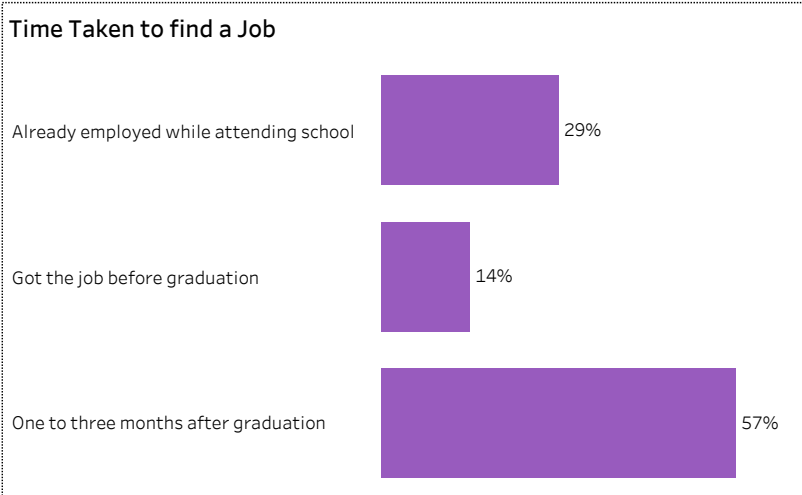
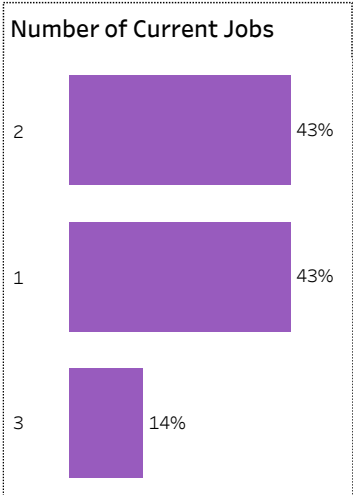
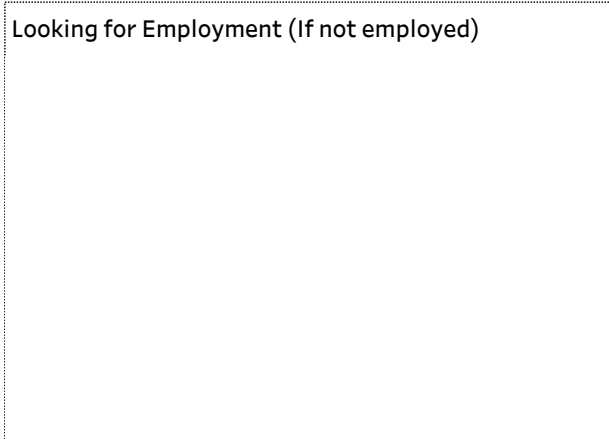
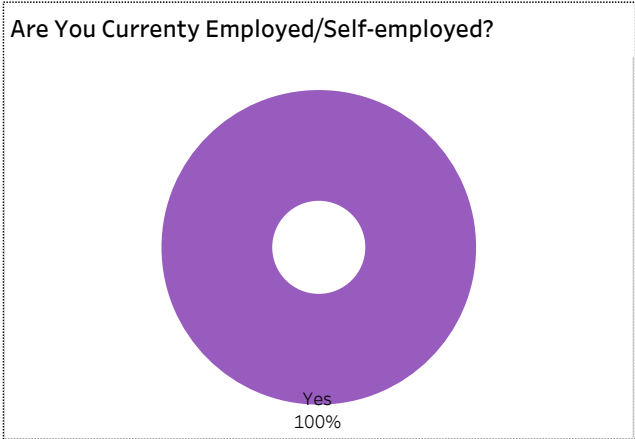
Graduate Employment (continued)



[Click on button to RESET Filters](#)

Number of Respondents: **7**

School: **Health Sciences** | Program: **Health Information Management** | Credential: **Diploma** | Admin Campus: **Regina** | Base/CE: **Con Ed - Sask Polytech Delivered** | Indigenous: **Non-Indigenous**





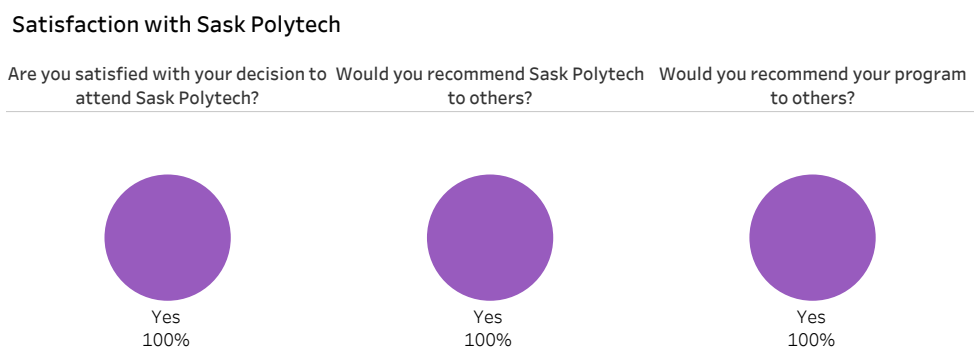
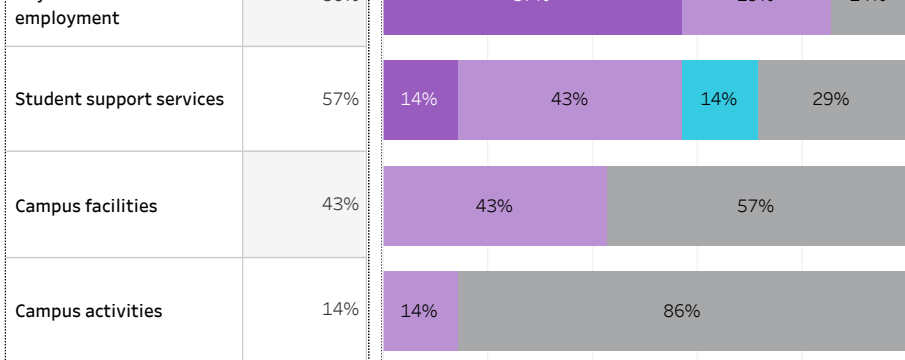
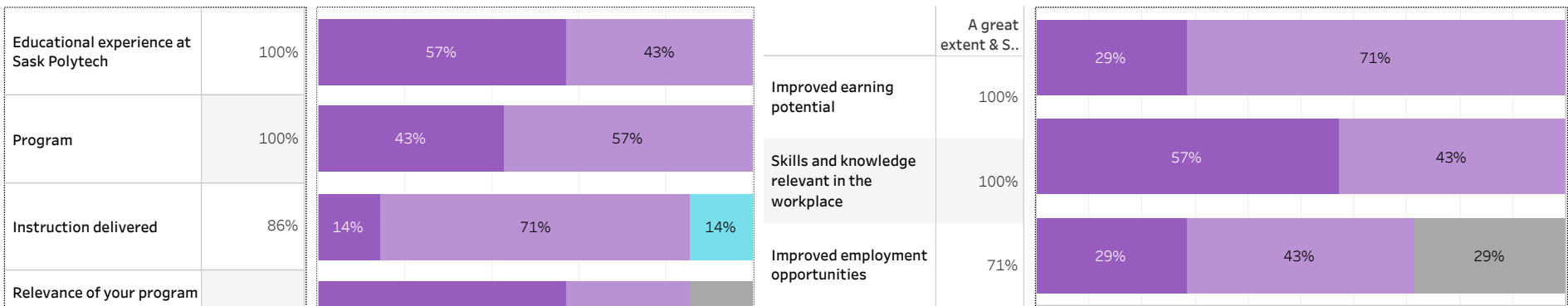
2019-20 Graduate Follow-up Survey Summary of Results (page 4/5) Satisfaction and Program Benefits



Click on button to RESET Filters

Number of Respondents 7	School: Health Sciences Program: Health Information Management Credential: Diploma Admin Campus: Regina Base/CE: Con Ed - Sask Polytech Delivered Indigenous: Non-Indigenous
-----------------------------------	--

Level of Satisfaction	Very Satisfied & Somewhat Satisfied	<ul style="list-style-type: none"> Very satisfied Somewhat satisfied Very dissatisfied Somewhat dissatisfied Not sure 	Program Benefits	A Great Extent & Some Extent	<ul style="list-style-type: none"> Not applicable Some extent A great extent
------------------------------	-------------------------------------	--	-------------------------	------------------------------	---



Institutional Research and Analysis



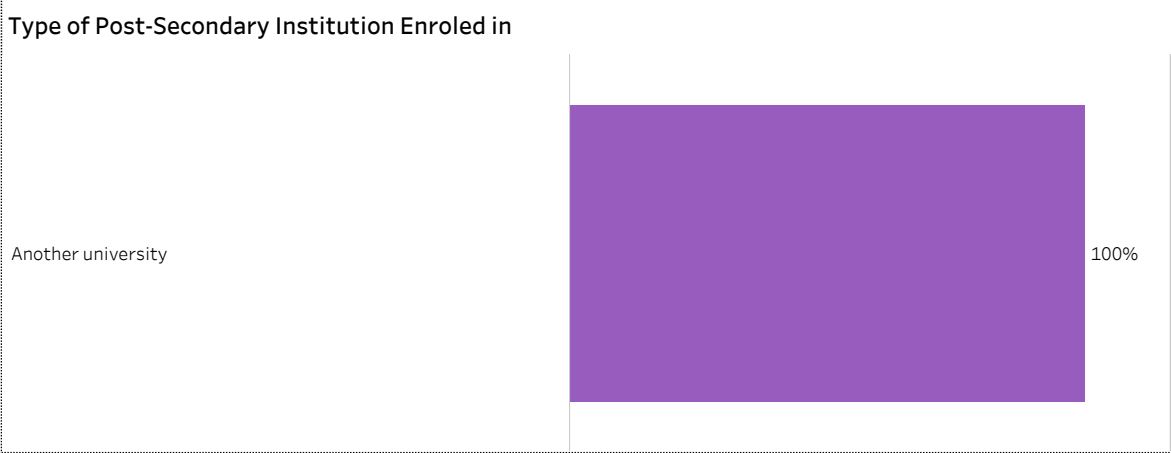
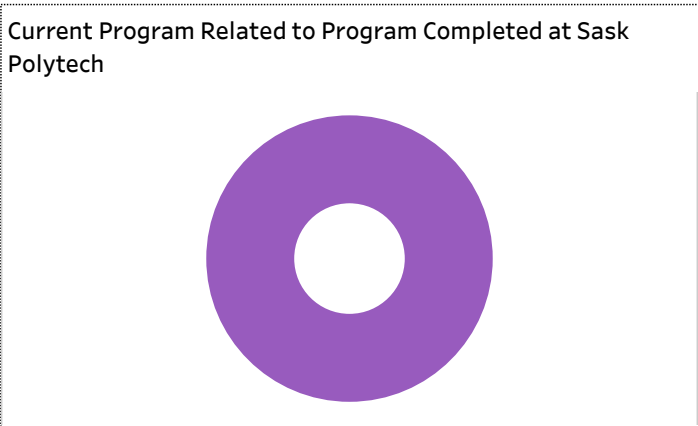

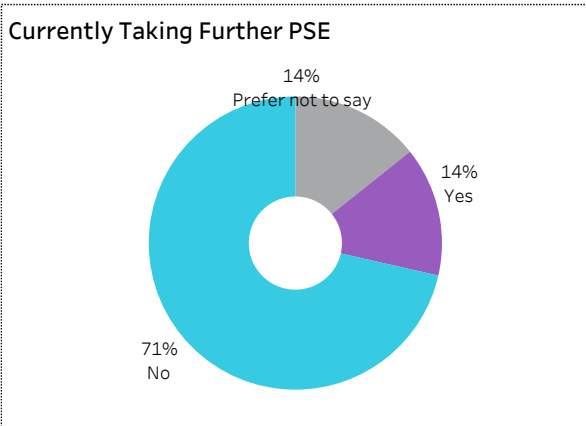
2019-20 Graduate Follow-up Survey Summary of Results (page 5/5) Further Post-Secondary Education



[Click on button to RESET Filters](#)

Number of Respondents
7

School: **Health Sciences** | Program: **Health Information Management** | Credential: **Diploma** | Admin Campus: **Regina** | Base/CE: **Con Ed - Sask Polytech Delivered** | Indigenous: **Non-Indigenous**



Among the students who pursued further education, 25% indicated the program was not related to the one they completed at Sask Polytech. Common reasons cited by the graduates who were studying in an unrelated field were to be able to change career choice, to have more/better career choices, and difficulty of finding employment in their previous field of study.

Institutional Research and Analysis



2019-20 Graduate Follow-up Survey Summary of Results (page 1/5) Respondent Profile

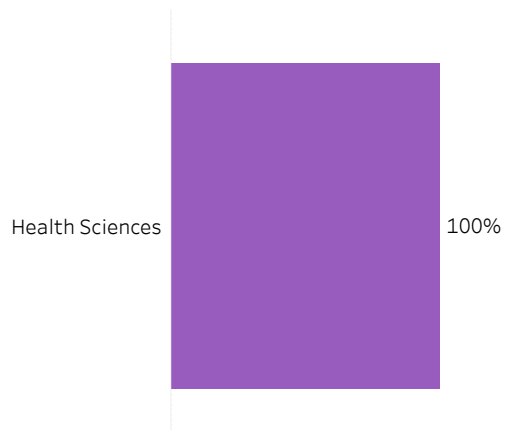


[Click on button to RESET Filters](#)

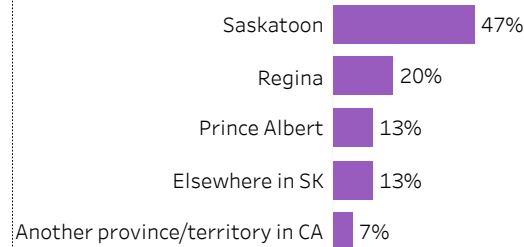
Number of Respondents
15

School: **Health Sciences** | Program: **Medical Laboratory Technology** | Credential: **Diploma** | Admin Campus: **Saskatoon** | Base/CE: **Base** | Indigenous: **All**

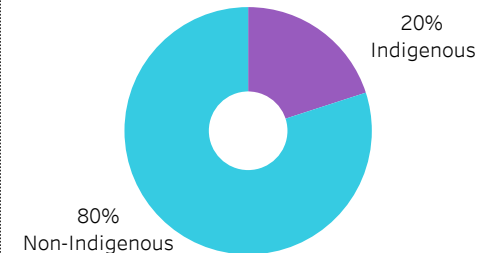
School



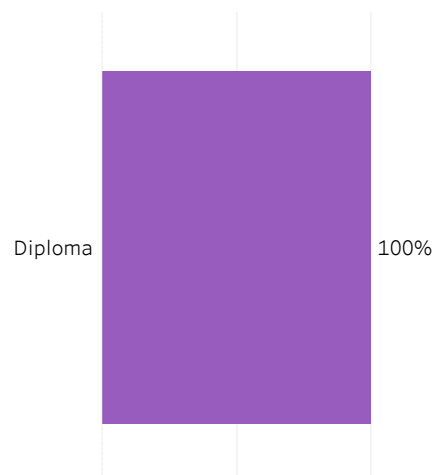
Location of Current Residence



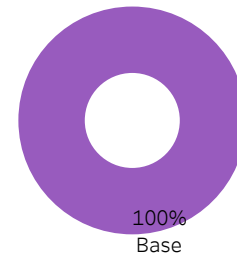
Indigenous Status



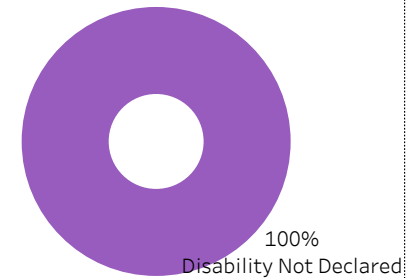
Credentials



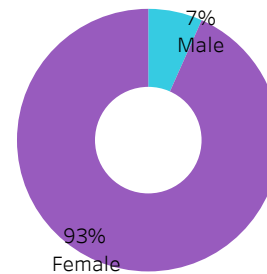
Base/CE



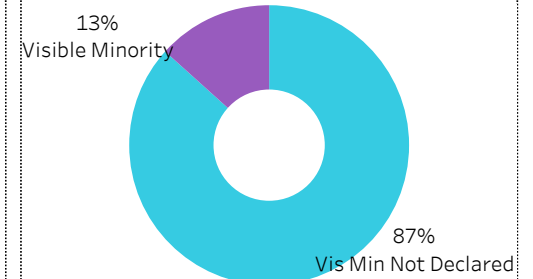
Disability



Gender



Visible Minority





2019-20 Graduate Follow-up Survey Summary of Results (page 2/5) Graduate Employment



[Click on button to RESET Filters](#)

Number of Respondents
15

School: **Health Sciences** | Program: **Medical Laboratory Technology** | Credential: **Diploma** | Admin Campus: **Saskatoon** | Base/CE: **Base** |
Indigenous: **All**

Overall Employment Rate

#Available Workforce	# of Grads Employed	Employment Rate	# of Fulltime Employed Grads	Full-time Employment Rate
15	15	100%	15	100%

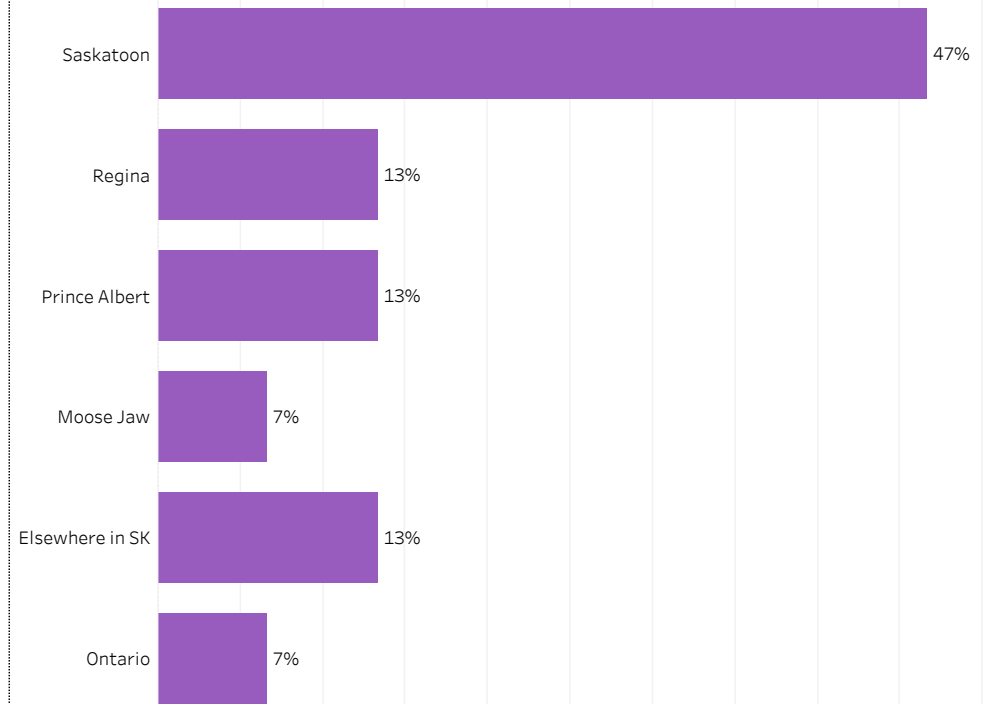
Training Related (TR) Employment

#Available Workforce	# of TR Employed Grads	TR Employment Rate	# of Fulltime TR Employed Grads	Full-time TR Employment Rate
15	15	100%	15	100%

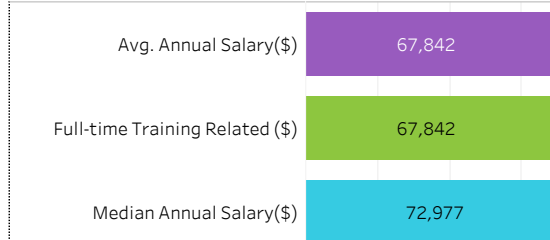
Average Salaries by Location of Employment



Location of Employment



Average/Median Salary



Relatedness of Job to Training



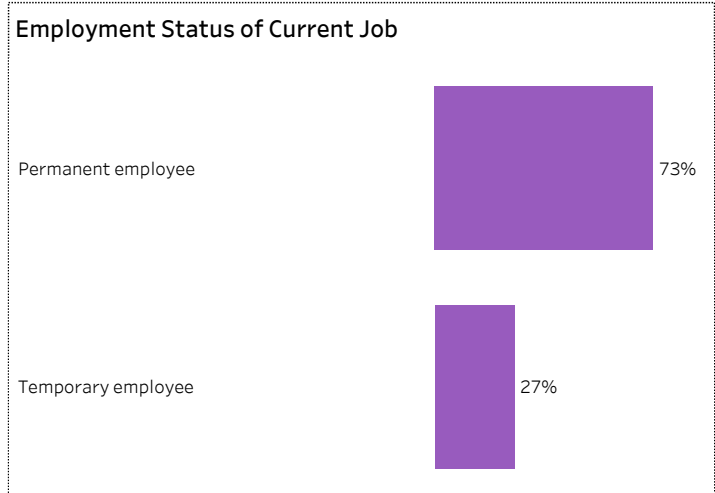
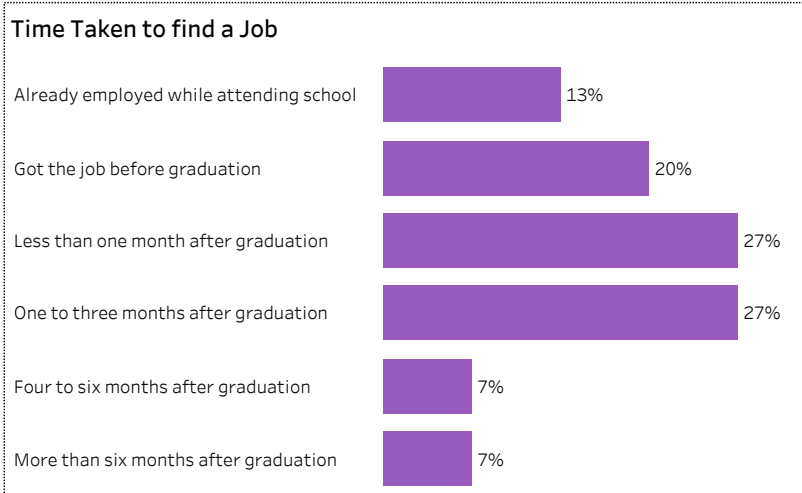
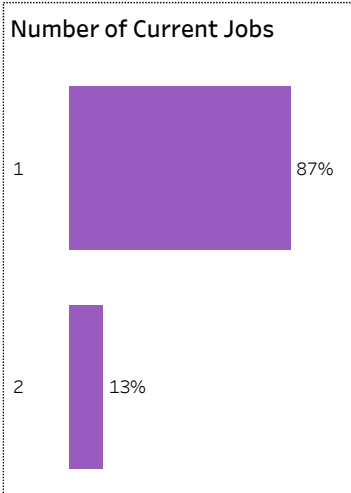

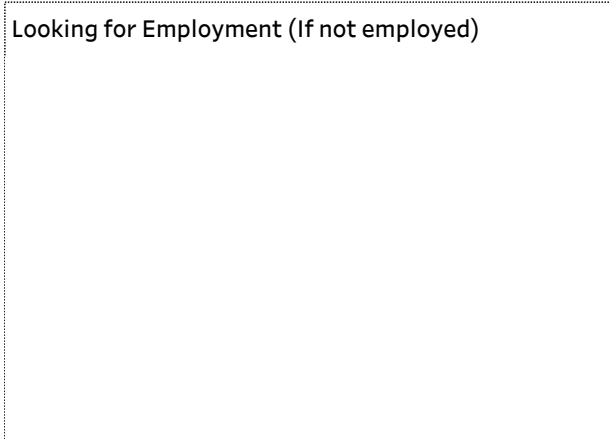
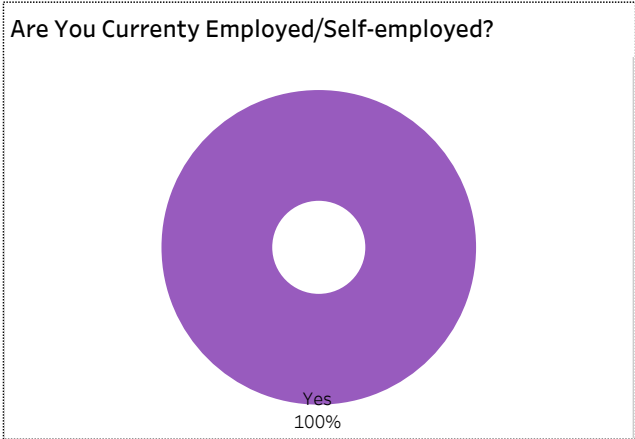


2019-20 Graduate Follow-up Survey
 Summary of Results (page 3/5)
 Graduate Employment (continued)



[Click on button to RESET Filters](#)

Number of Respondents: **15**
 School: **Health Sciences** | Program: **Medical Laboratory Technology** | Credential: **Diploma** | Admin Campus: **Saskatoon** | Base/CE: **Base** | Indigenous: **All**





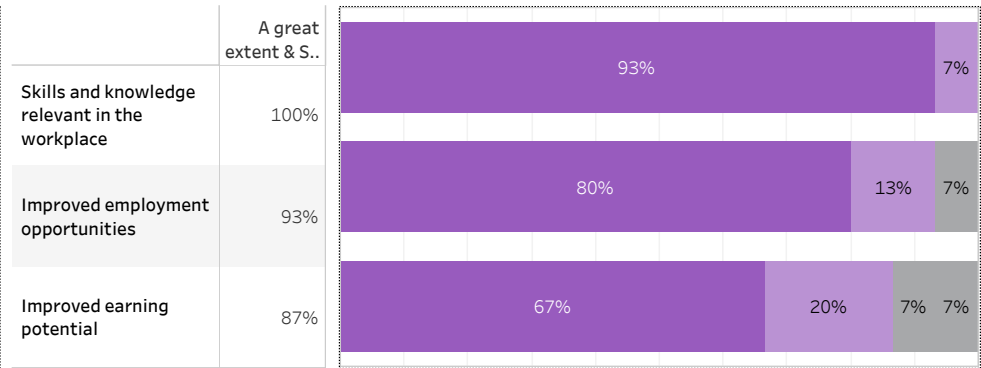
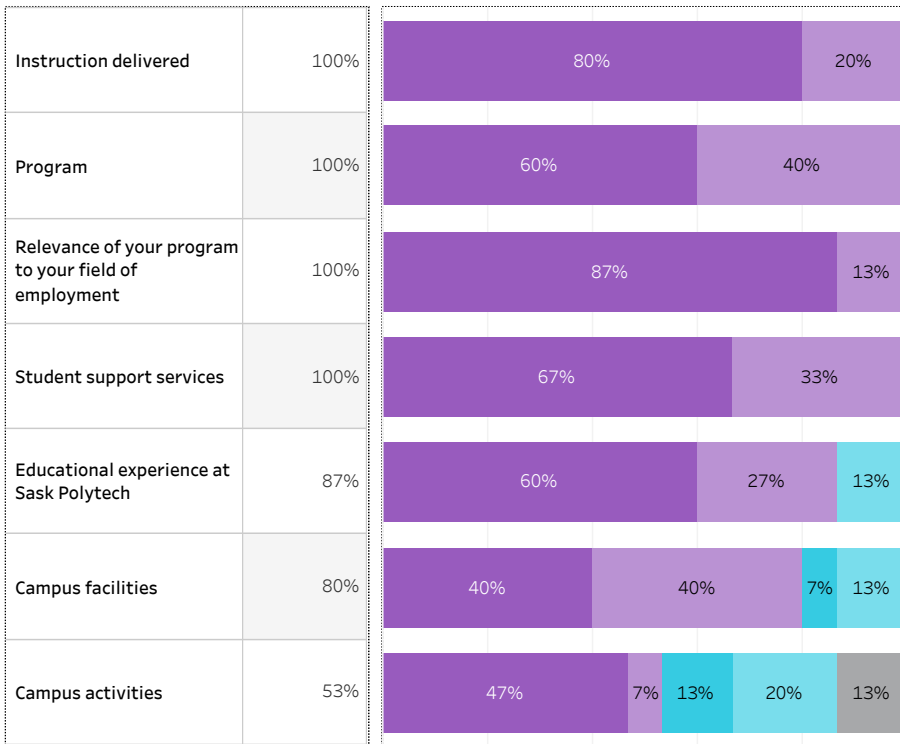
2019-20 Graduate Follow-up Survey Summary of Results (page 4/5) Satisfaction and Program Benefits



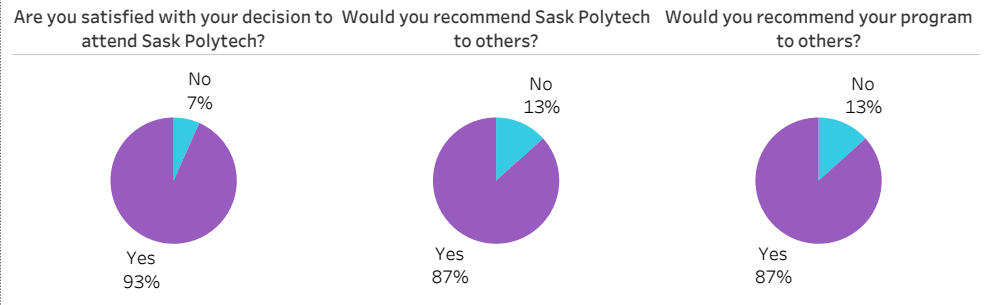
Click on button to RESET Filters

Number of Respondents 15	School: Health Sciences Program: Medical Laboratory Technology Credential: Diploma Admin Campus: Saskatoon Base/CE: Base Indigenous: All
---	--

Level of Satisfaction	Very Satisfied & Somewhat Satisfied	■ Very satisfied ■ Somewhat satisfied ■ Very dissatisfied ■ Somewhat dissatisfied ■ Not sure	Program Benefits	A Great Extent & Some Extent ■ Not applicable ■ Not sure ■ Some extent ■ A great extent
-----------------------	-------------------------------------	--	------------------	--



Satisfaction with Sask Polytech



Institutional Research and Analysis




2019-20 Graduate Follow-up Survey Summary of Results (page 5/5) Further Post-Secondary Education



[Click on button to RESET Filters](#)

Number of Respondents 15	School: Health Sciences Program: Medical Laboratory Technology Credential: Diploma Admin Campus: Saskatoon Base/CE: Base Indigenous: All
------------------------------------	--

Currently Taking Further PSE  <p>100% No</p>	Enrolment Status	Current Program Related to Program Completed at Sask Polytech
---	-------------------------	--

Type of Post-Secondary Institution Enroled in
--

Among the students who pursued further education, 25% indicated the program was not related to the one they completed at Sask Polytech. Common reasons cited by the graduates who were studying in an unrelated field were to be able to change career choice, to have more/better career choices, and difficulty of finding employment in their previous field of study.

Institutional Research and Analysis



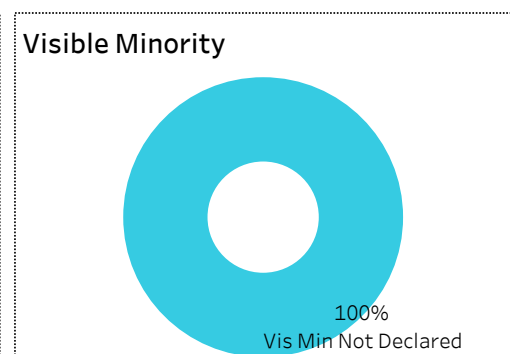
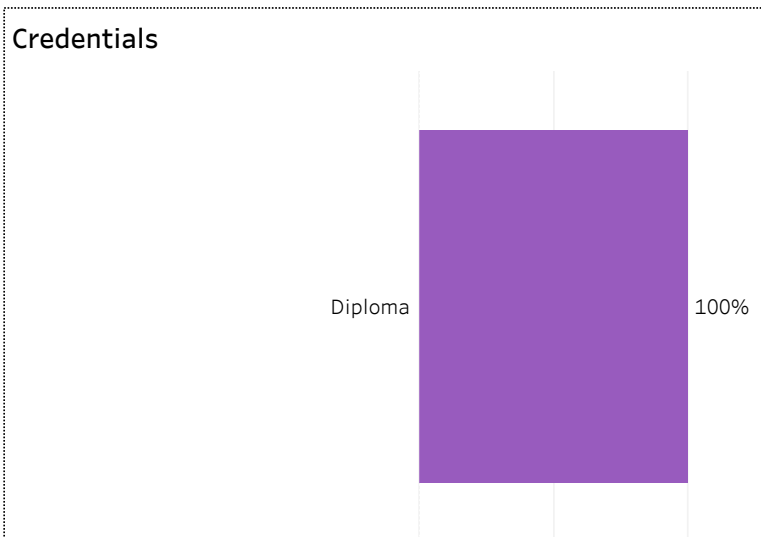
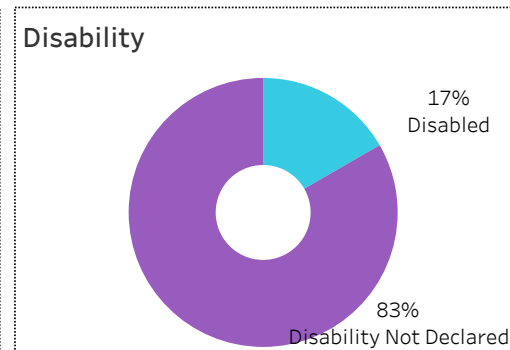
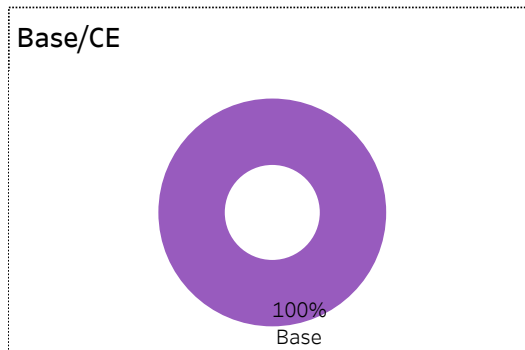
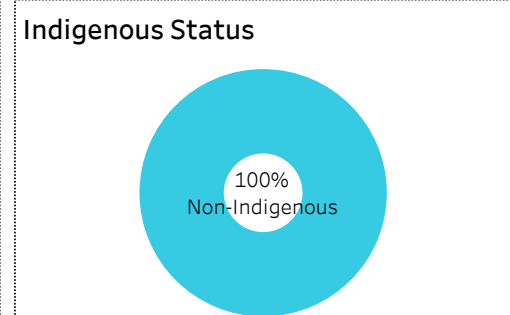
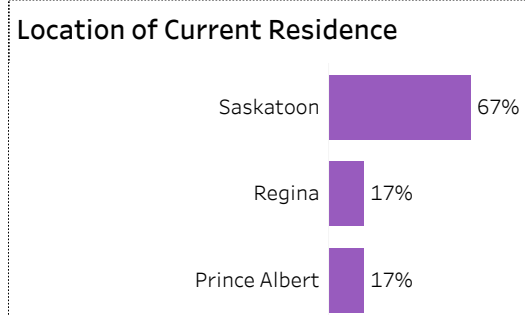
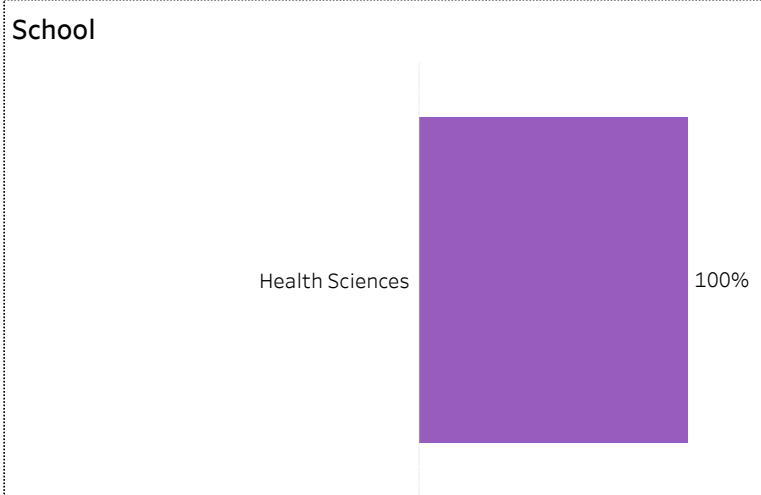
2019-20 Graduate Follow-up Survey Summary of Results (page 1/5) Respondent Profile



[Click on button to RESET Filters](#)

Number of Respondents
6

School: **Health Sciences** | Program: **Medical Radiologic Technology** | Credential: **Diploma** | Admin Campus: **Saskatoon** | Base/CE: **Base** | Indigenous: **Non-Indigenous**





2019-20 Graduate Follow-up Survey Summary of Results (page 2/5) Graduate Employment



[Click on button to RESET Filters](#)

Number of Respondents
6

School: **Health Sciences** | Program: **Medical Radiologic Technology** | Credential: **Diploma** | Admin Campus: **Saskatoon** | Base/CE: **Base** |
Indigenous: **Non-Indigenous**

Overall Employment Rate

#Available Workforce	# of Grads Employed	Employment Rate	# of Fulltime Employed Grads	Full-time Employment Rate
6	5	83%	5	83%

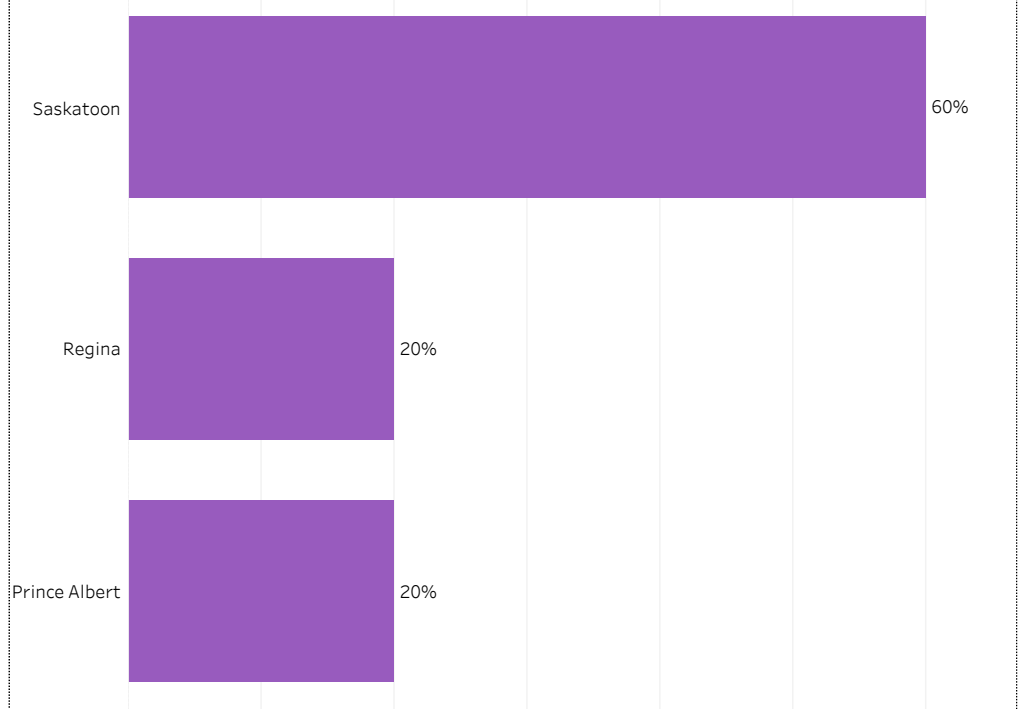
Training Related (TR) Employment

#Available Workforce	# of TR Employed Grads	TR Employment Rate	# of Fulltime TR Employed Grads	Full-time TR Employment Rate
6	5	83%	5	83%


Average Salaries by Location of Employment



Location of Employment



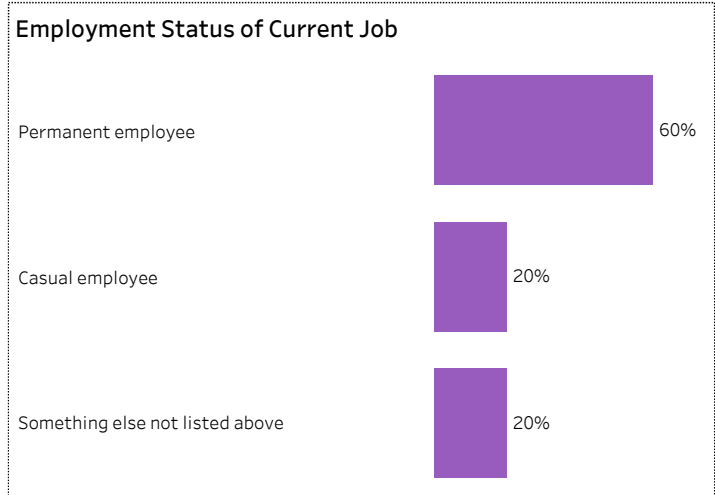
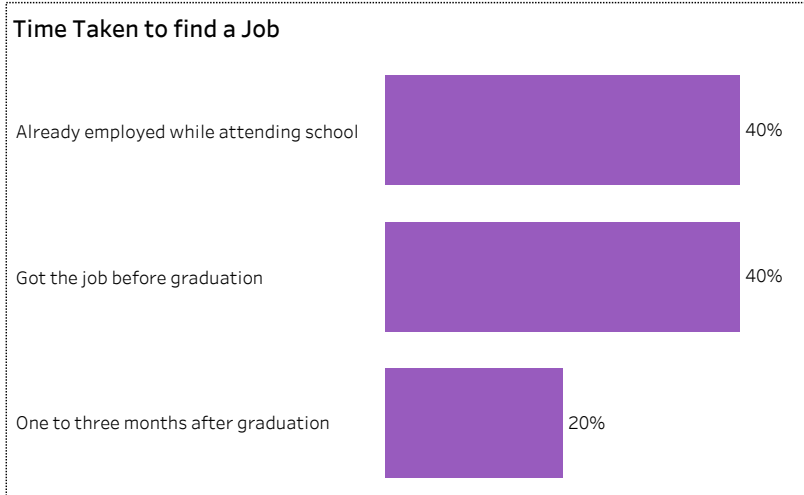
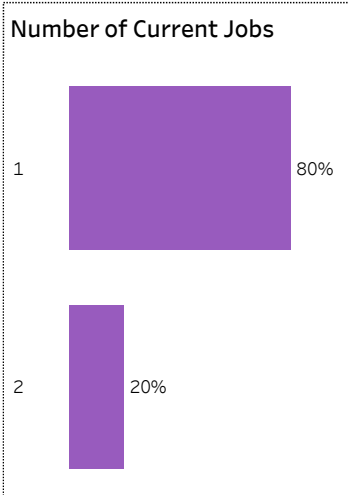
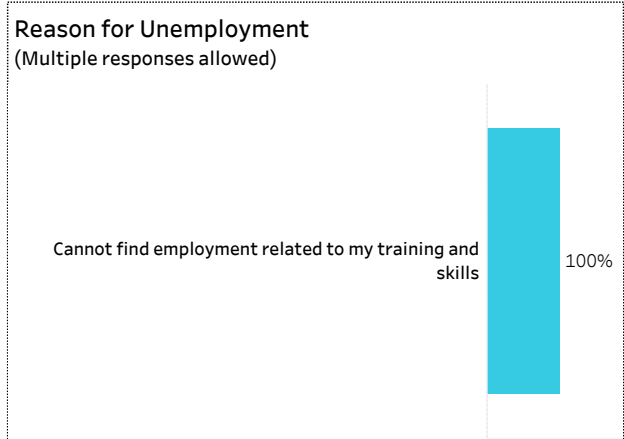
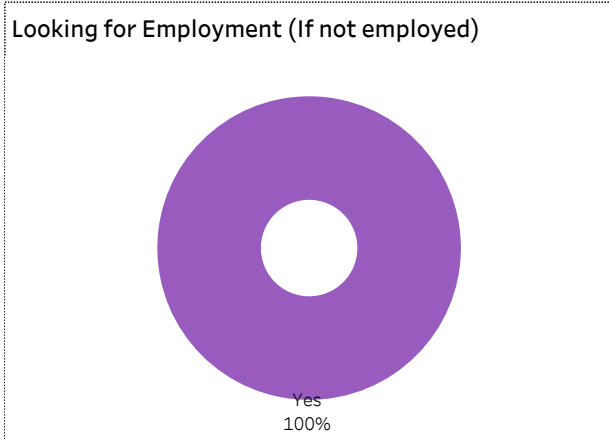
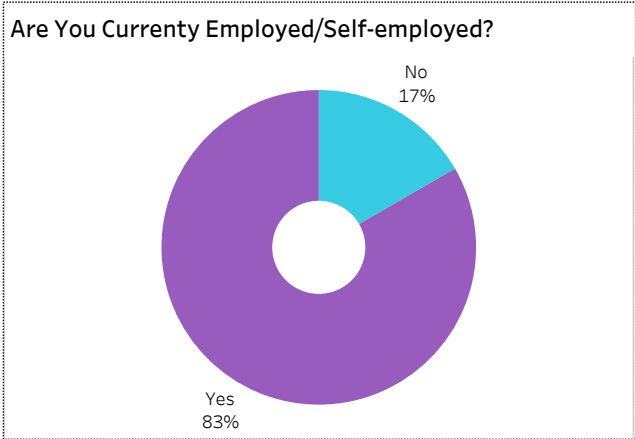
Average/Median Salary



Relatedness of Job to Training



Number of Respondents: **6**
 School: **Health Sciences** | Program: **Medical Radiologic Technology** | Credential: **Diploma** | Admin Campus: **Saskatoon** | Base/CE: **Base**
 | Indigenous: **Non-Indigenous**





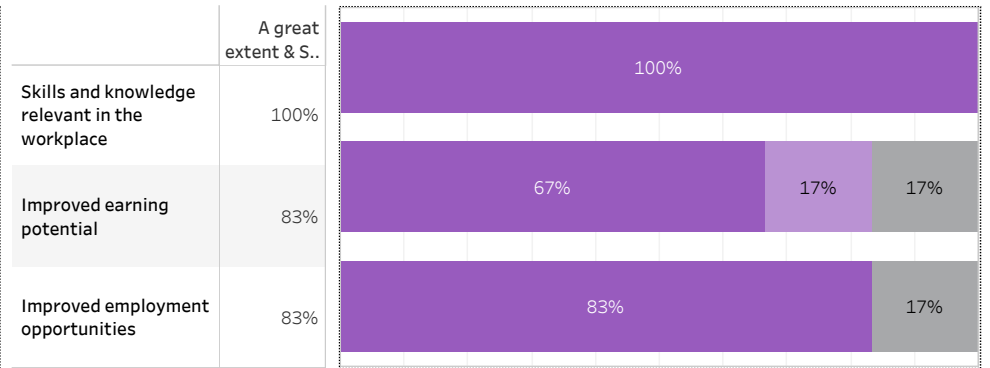
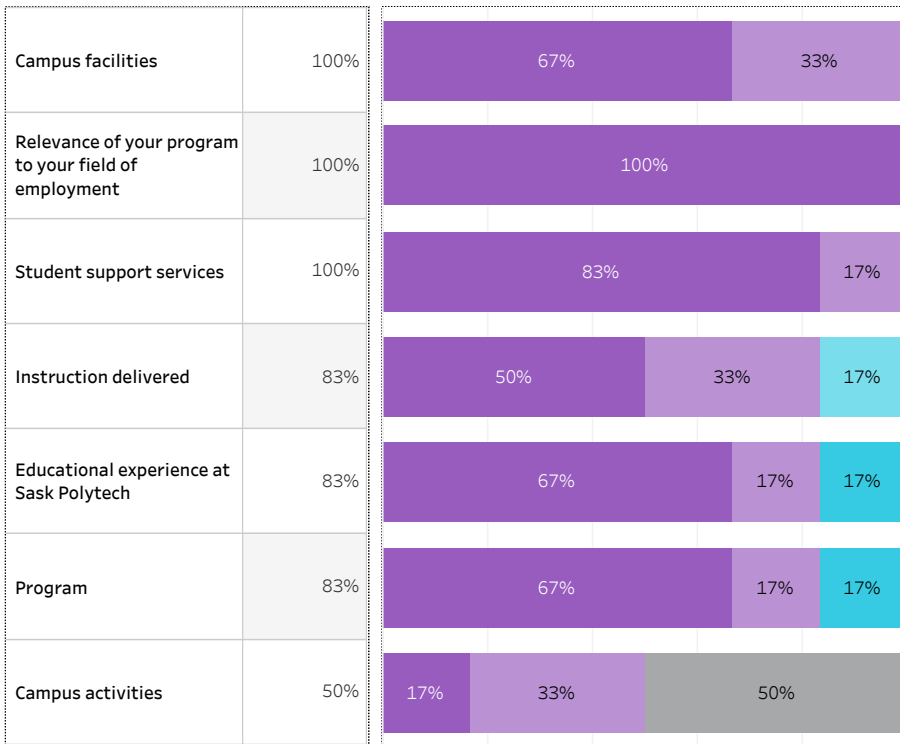
2019-20 Graduate Follow-up Survey Summary of Results (page 4/5) Satisfaction and Program Benefits



Click on button to RESET Filters

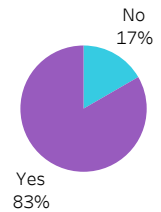
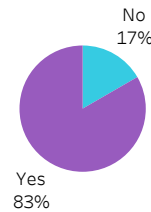
Number of Respondents 6	School: Health Sciences Program: Medical Radiologic Technology Credential: Diploma Admin Campus: Saskatoon Base/CE: Base Indigenous: Non-Indigenous
-----------------------------------	--

Level of Satisfaction	Very Satisfied & Somewhat Satisfied	<ul style="list-style-type: none"> Very satisfied Somewhat satisfied Very dissatisfied Somewhat dissatisfied Not sure 	Program Benefits	A Great Extent & Some Extent	<ul style="list-style-type: none"> Not applicable Some extent A great extent
------------------------------	-------------------------------------	--	-------------------------	------------------------------	---



Satisfaction with Sask Polytech

Are you satisfied with your decision to attend Sask Polytech? Would you recommend Sask Polytech to others? Would you recommend your program to others?



Institutional Research and Analysis




2019-20 Graduate Follow-up Survey Summary of Results (page 5/5) Further Post-Secondary Education



[Click on button to RESET Filters](#)

Number of Respondents 6	School: Health Sciences Program: Medical Radiologic Technology Credential: Diploma Admin Campus: Saskatoon Base/CE: Base Indigenous: Non-Indigenous
-----------------------------------	--

Currently Taking Further PSE  <p>100% No</p>	Enrolment Status	Current Program Related to Program Completed at Sask Polytech
---	-------------------------	--

Type of Post-Secondary Institution Enroled in
--

Among the students who pursued further education, 25% indicated the program was not related to the one they completed at Sask Polytech. Common reasons cited by the graduates who were studying in an unrelated field were to be able to change career choice, to have more/better career choices, and difficulty of finding employment in their previous field of study.

Institutional Research and Analysis

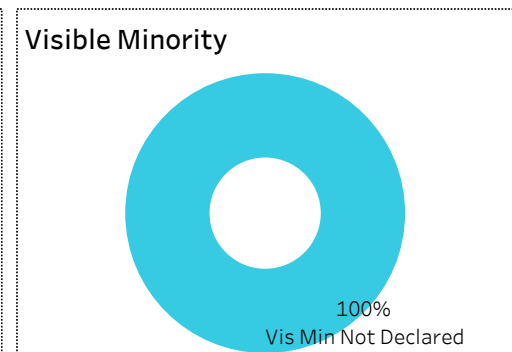
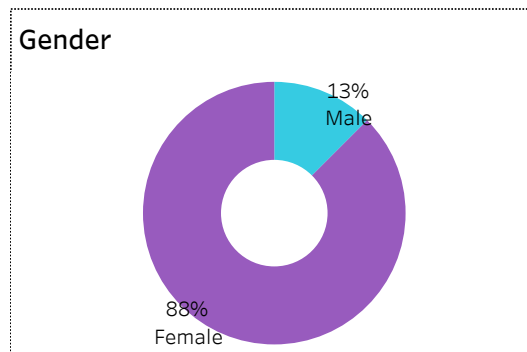
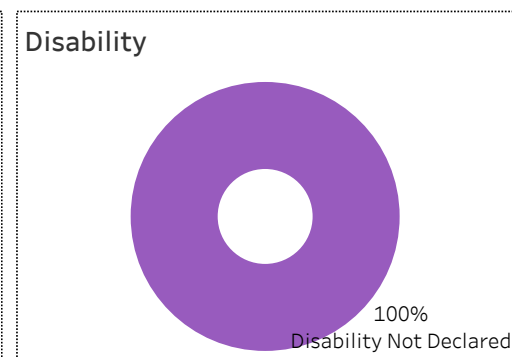
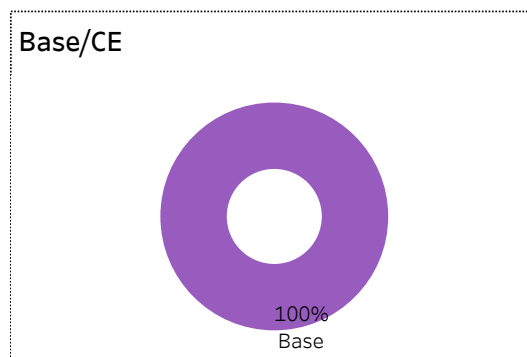
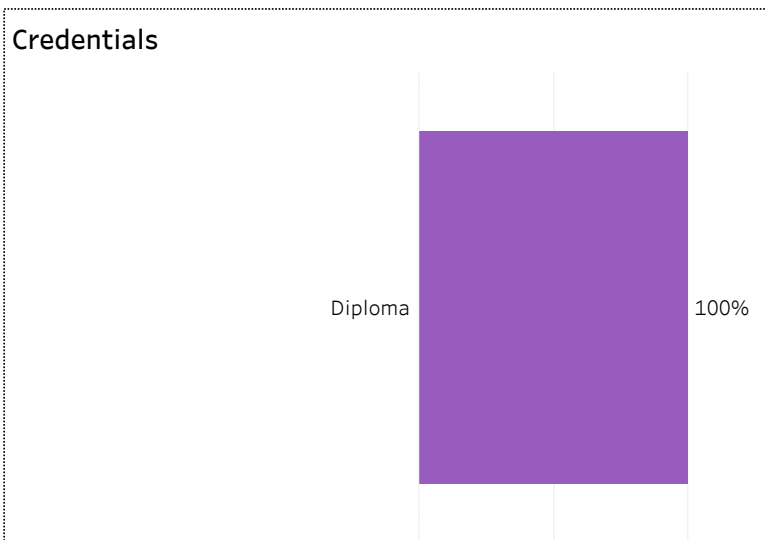
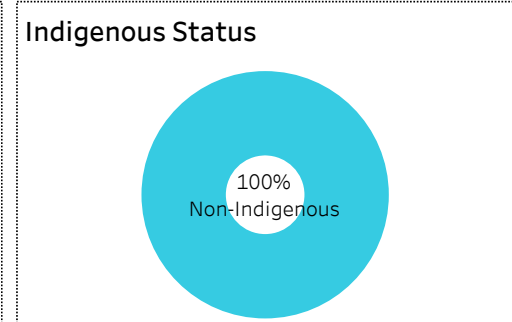
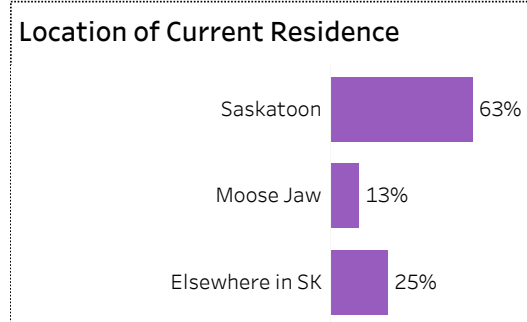
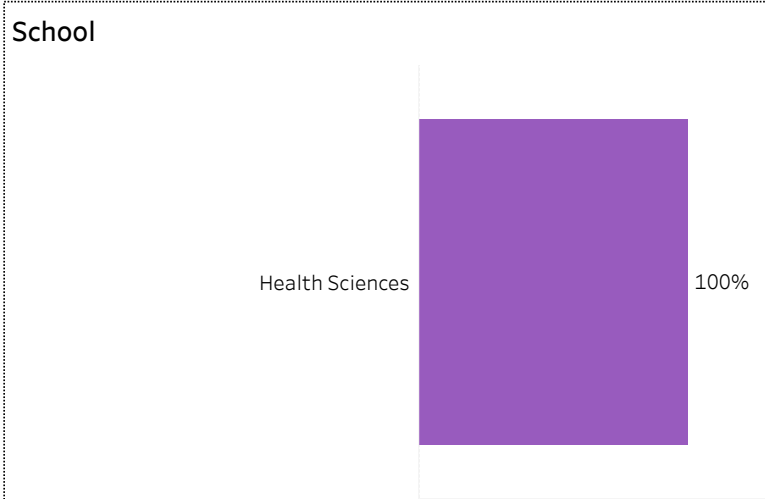


2019-20 Graduate Follow-up Survey Summary of Results (page 1/5) Respondent Profile



[Click on button to RESET Filters](#)

Number of Respondents: **8**
School: **Health Sciences** | Program: **Pharmacy Technician** | Credential: **Diploma** | Admin Campus: **Saskatoon** |
Base/CE: **Base** | Indigenous: **Non-Indigenous**





2019-20 Graduate Follow-up Survey Summary of Results (page 2/5) Graduate Employment



[Click on button to RESET Filters](#)

Number of Respondents
8

School: **Health Sciences** | Program: **Pharmacy Technician** | Credential: **Diploma** | Admin Campus: **Saskatoon** | Base/CE: **Base** | Indigenous: **Non-Indigenous**

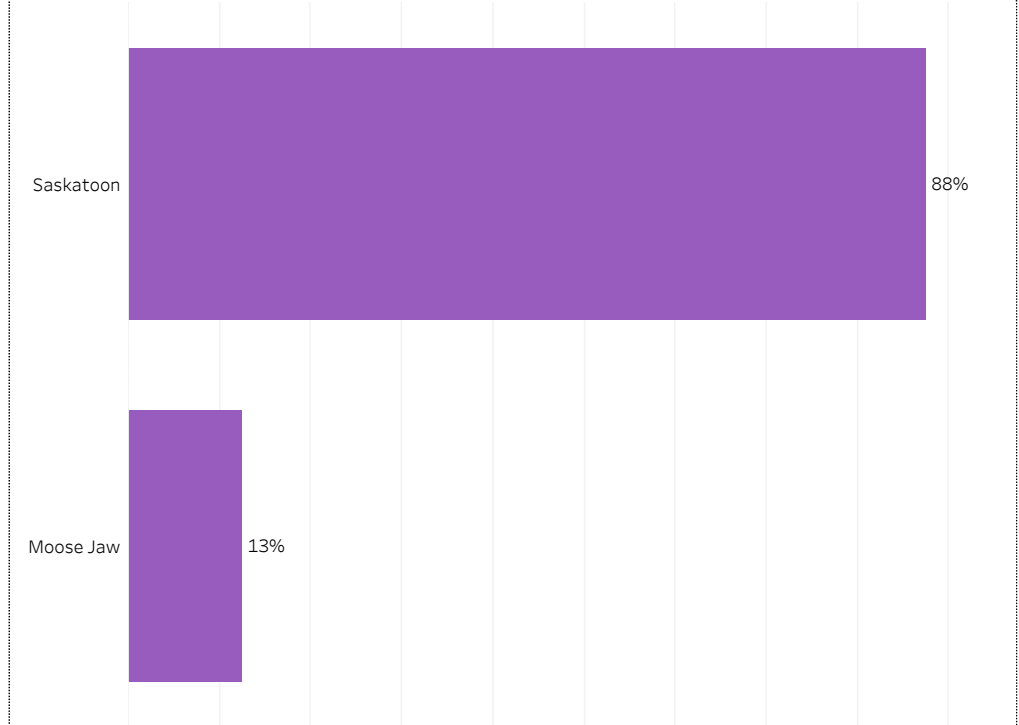
Overall Employment Rate

#Available Workforce	# of Grads Employed	Employment Rate	# of Fulltime Employed Grads	Full-time Employment Rate
8	8	100%	8	100%

Training Related (TR) Employment

#Available Workforce	# of TR Employed Grads	TR Employment Rate	# of Fulltime TR Employed Grads	Full -time TR Employment Rate
8	8	100%	8	100%


Location of Employment



Average Salaries by Location of Employment



Average/Median Salary



Relatedness of Job to Training





2019-20 Graduate Follow-up Survey

Summary of Results (page 3/5)

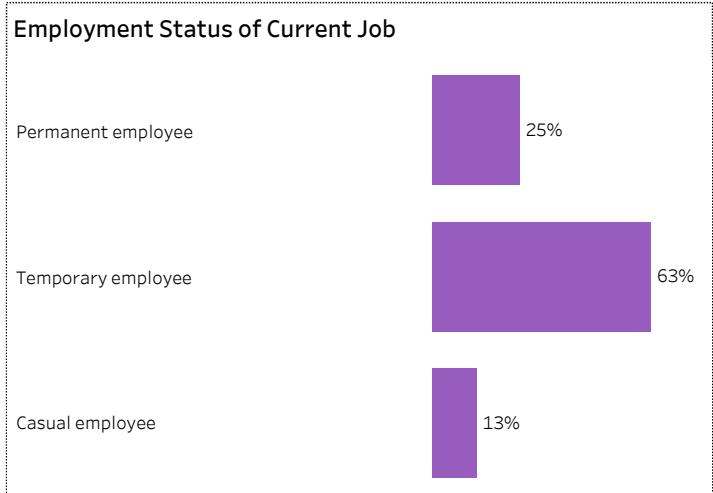
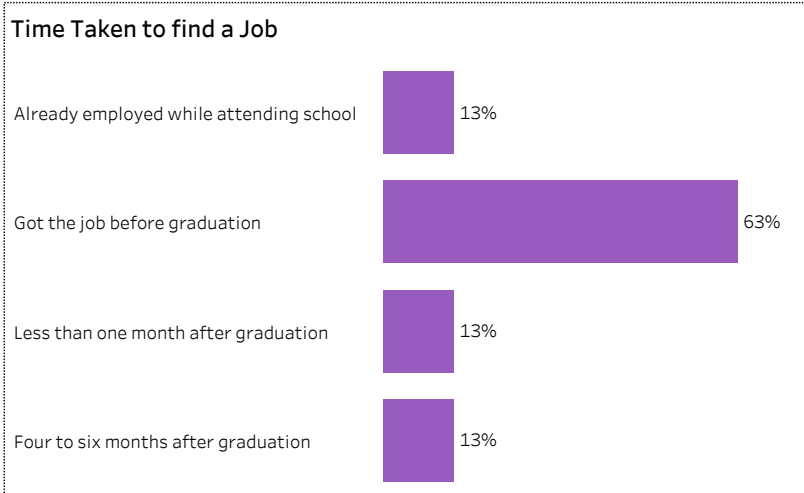
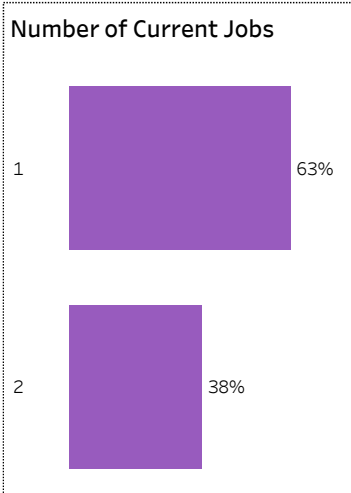

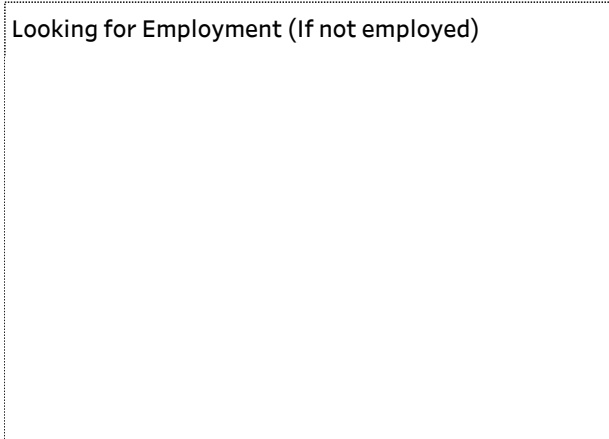
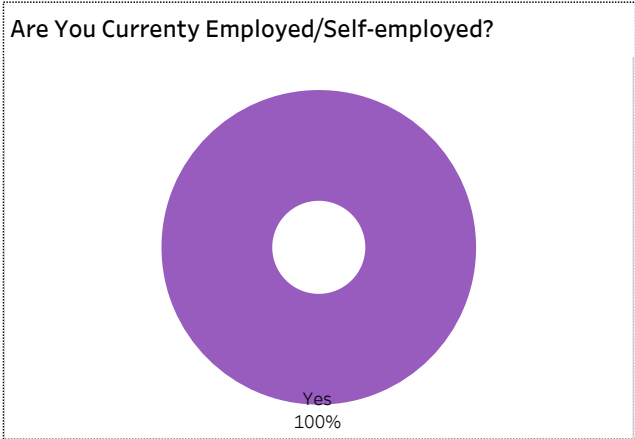
Graduate Employment (continued)



[Click on button to RESET Filters](#)

Number of Respondents: **8**

School: **Health Sciences** | Program: **Pharmacy Technician** | Credential: **Diploma** | Admin Campus: **Saskatoon** | Base/CE: **Base** | Indigenous: **Non-Indigenous**





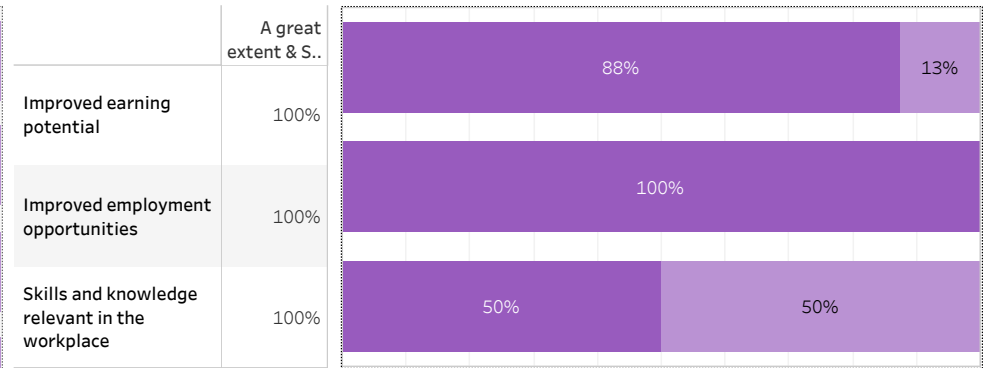
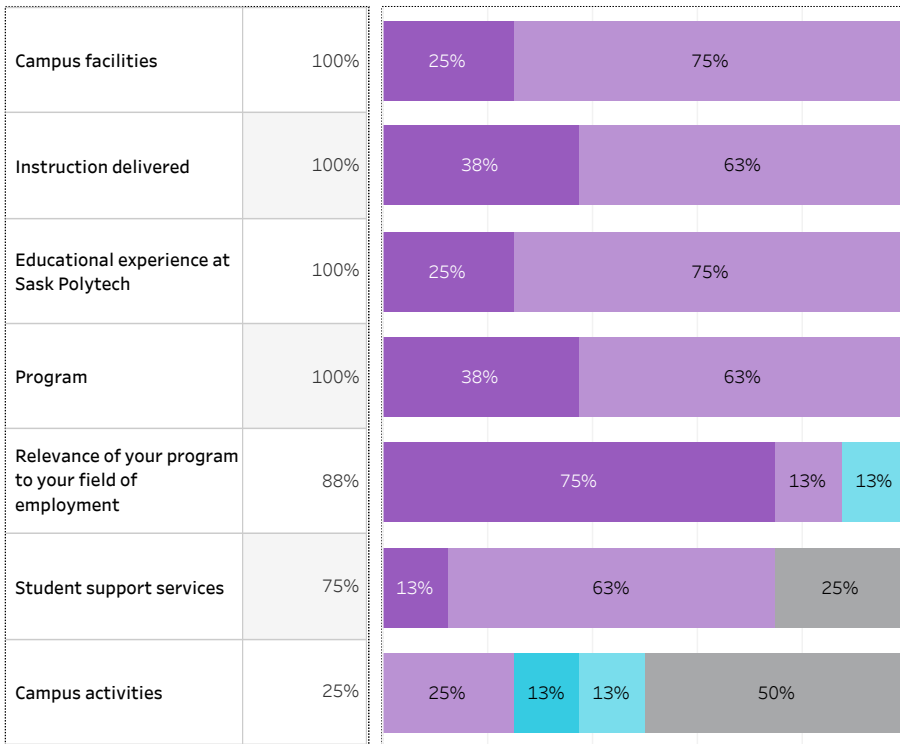
2019-20 Graduate Follow-up Survey Summary of Results (page 4/5) Satisfaction and Program Benefits



Click on button to RESET Filters

Number of Respondents: **8** | School: **Health Sciences** | Program: **Pharmacy Technician** | Credential: **Diploma** | Admin Campus: **Saskatoon** | Base/CE: **Base** | Indigenous: **Non-Indigenous**

Level of Satisfaction	Very Satisfied & Somewhat Satisfied	<ul style="list-style-type: none"> Very satisfied Somewhat satisfied Very dissatisfied Somewhat dissatisfied Not sure 	Program Benefits	A Great Extent & Some Extent	<ul style="list-style-type: none"> Some extent A great extent
-----------------------	-------------------------------------	--	------------------	------------------------------	---



Satisfaction with Sask Polytech



Institutional Research and Analysis

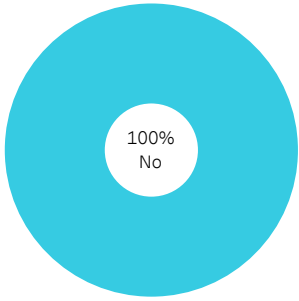


2019-20 Graduate Follow-up Survey Summary of Results (page 5/5) Further Post-Secondary Education



[Click on button to RESET Filters](#)

Number of Respondents 8	School: Health Sciences Program: Pharmacy Technician Credential: Diploma Admin Campus: Saskatoon Base/CE: Base Indigenous: Non-Indigenous
-----------------------------------	--

Currently Taking Further PSE  <p>100% No</p>	Enrolment Status	Current Program Related to Program Completed at Sask Polytech
---	-------------------------	--

Type of Post-Secondary Institution Enroled in
--

Among the students who pursued further education, 25% indicated the program was not related to the one they completed at Sask Polytech. Common reasons cited by the graduates who were studying in an unrelated field were to be able to change career choice, to have more/better career choices, and difficulty of finding employment in their previous field of study.

Institutional Research and Analysis



2019-20 Graduate Follow-up Survey Summary of Results (page 1/5) Respondent Profile

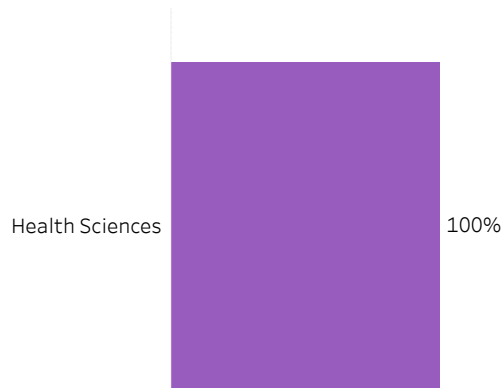


[Click on button to RESET Filters](#)

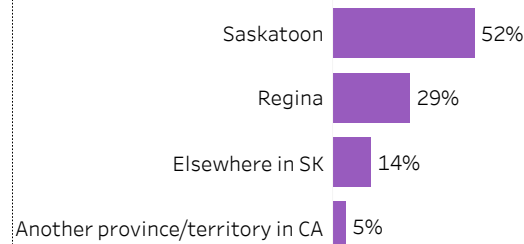
Number of Respondents
21

School: **Health Sciences** | Program: **Phlebotomy** | Credential: **Applied Certificate** | Admin Campus: **Saskatoon** |
Base/CE: **Con Ed - Sask Polytech Delivered** | Indigenous: **All**

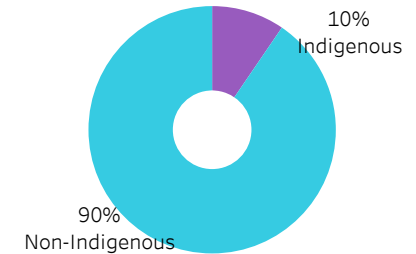
School



Location of Current Residence



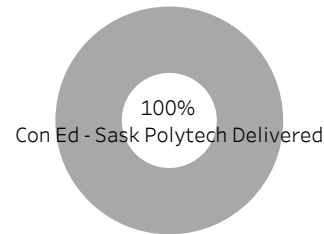
Indigenous Status



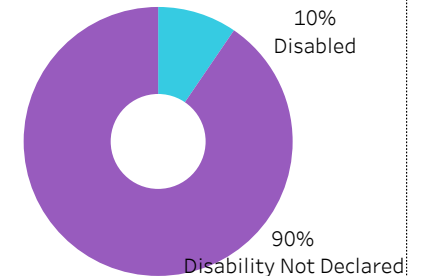
Credentials



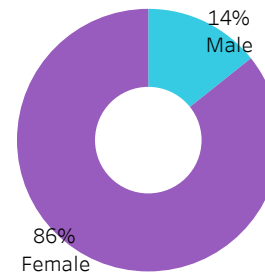
Base/CE



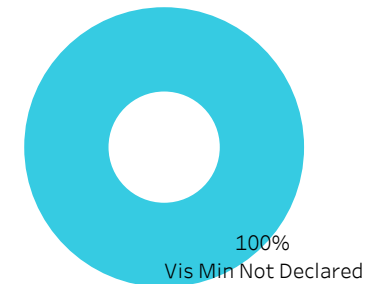
Disability



Gender



Visible Minority





2019-20 Graduate Follow-up Survey Summary of Results (page 2/5) Graduate Employment



[Click on button to RESET Filters](#)

Number of Respondents
21

School: **Health Sciences** | Program: **Phlebotomy** | Credential: **Applied Certificate** | Admin Campus: **Saskatoon** | Base/CE: **Con Ed - Sask Polytech Delivered** | Indigenous: **All**

Overall Employment Rate

#Available Workforce	# of Grads Employed	Employment Rate	# of Fulltime Employed Grads	Full-time Employment Rate
18	17	94%	14	78%

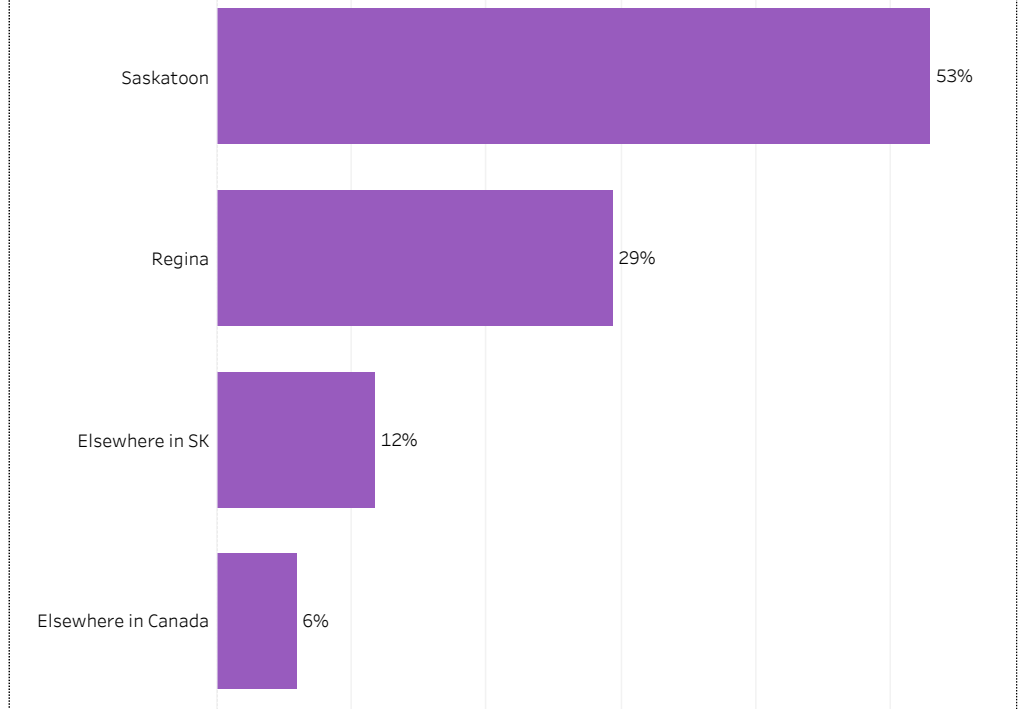
Training Related (TR) Employment

#Available Workforce	# of TR Employed Grads	TR Employment Rate	# of Fulltime TR Employed Grads	Full -time TR Employment Rate
18	10	56%	8	44%

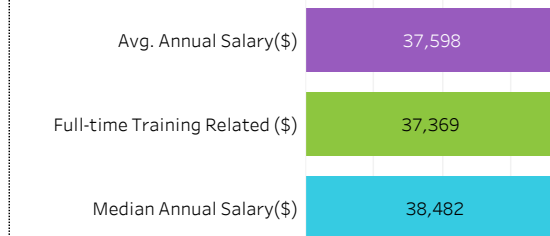
Average Salaries by Location of Employment



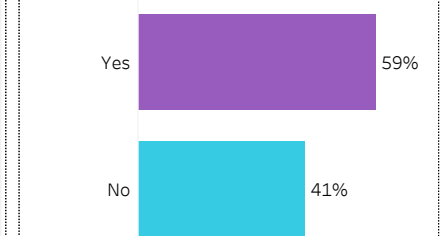
Location of Employment



Average/Median Salary



Relatedness of Job to Training



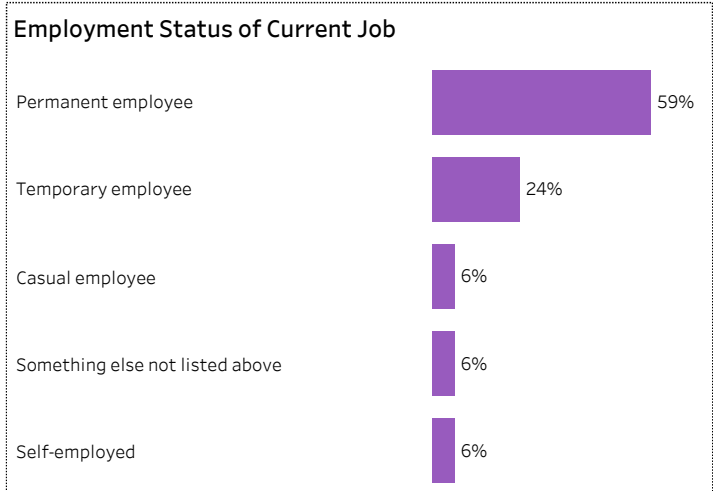
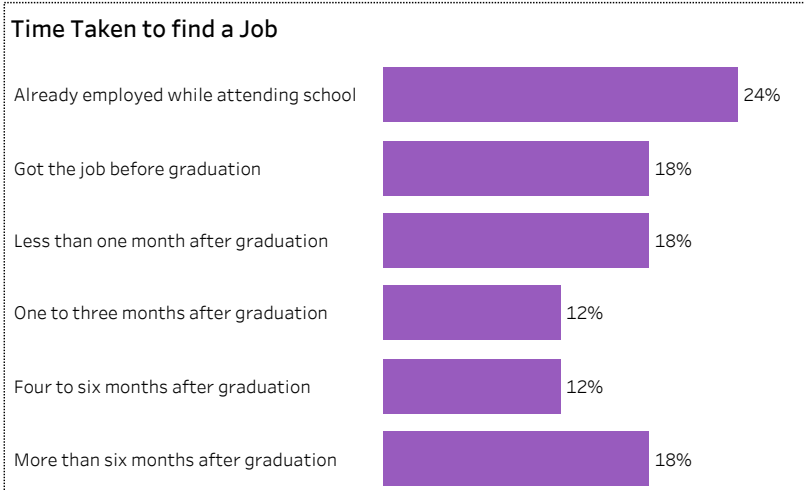
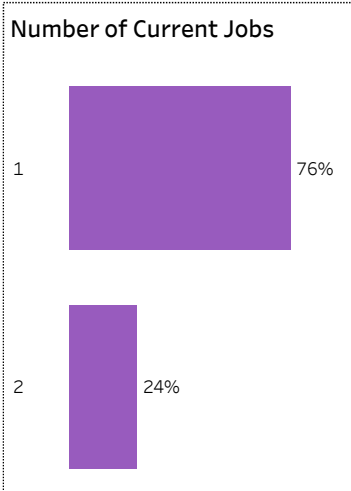
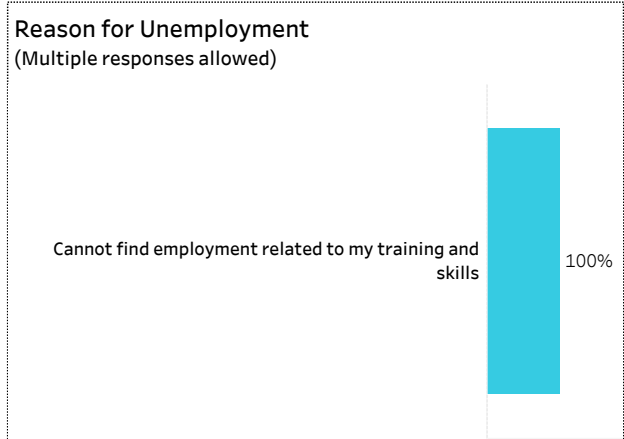
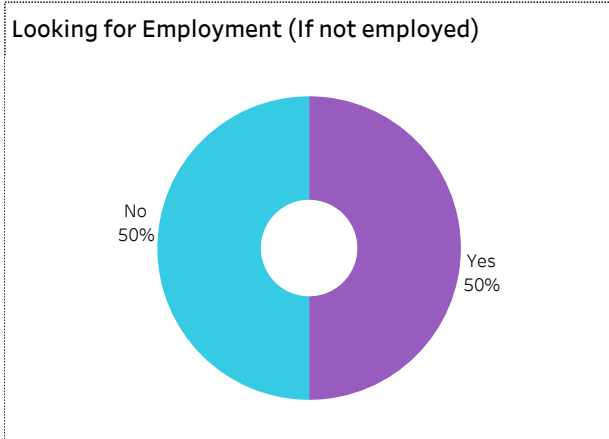
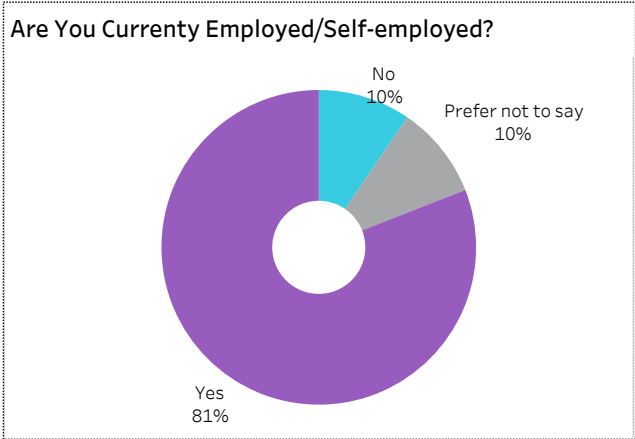


2019-20 Graduate Follow-up Survey Summary of Results (page 3/5) Graduate Employment (continued)



[Click on button to RESET Filters](#)

Number of Respondents **21** | School: **Health Sciences** | Program: **Phlebotomy** | Credential: **Applied Certificate** | Admin Campus: **Saskatoon** | Base/CE: **Con Ed - Sask Polytech Delivered** | Indigenous: **All**





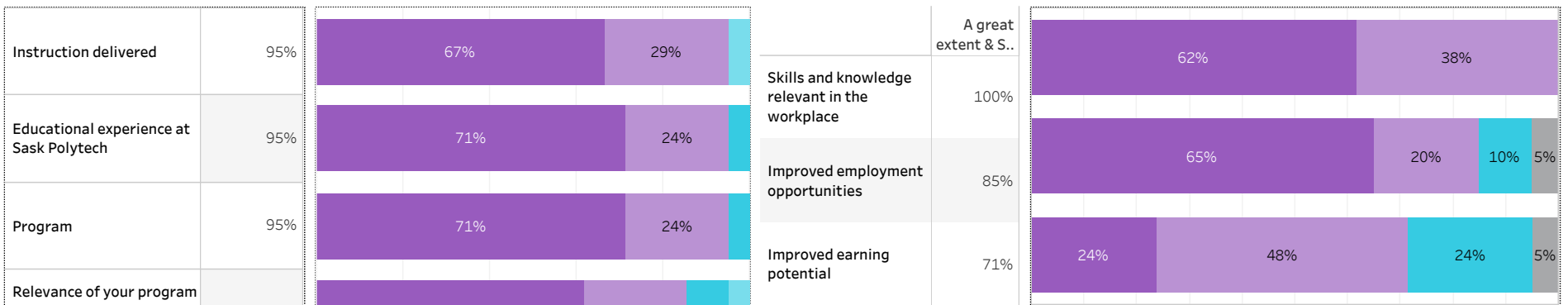
2019-20 Graduate Follow-up Survey Summary of Results (page 4/5) Satisfaction and Program Benefits



Click on button to RESET Filters

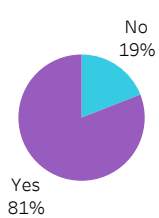
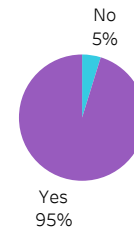
Number of Respondents 21	School: Health Sciences Program: Phlebotomy Credential: Applied Certificate Admin Campus: Saskatoon Base/CE: Con Ed - Sask Polytech Delivered Indigenous: All
------------------------------------	---

Level of Satisfaction	Very Satisfied & Somewhat Satisfied	<ul style="list-style-type: none"> Very satisfied Somewhat satisfied Very dissatisfied Somewhat dissatisfied Not sure 	Program Benefits	<ul style="list-style-type: none"> A Great Extent & Some Extent Some extent A great extent Not applicable No extent at all
------------------------------	-------------------------------------	--	-------------------------	---



Satisfaction with Sask Polytech

Are you satisfied with your decision to attend Sask Polytech? Would you recommend Sask Polytech to others? Would you recommend your program to others?





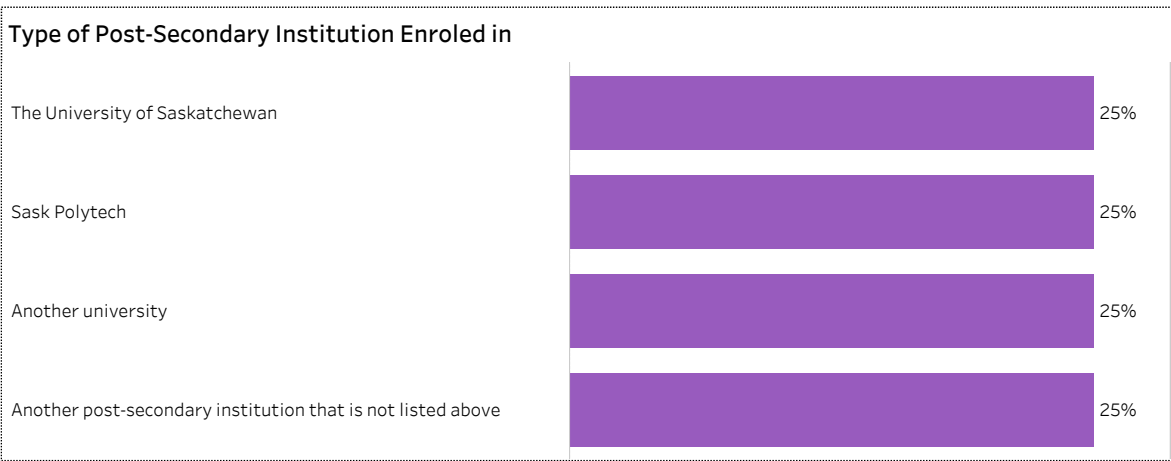
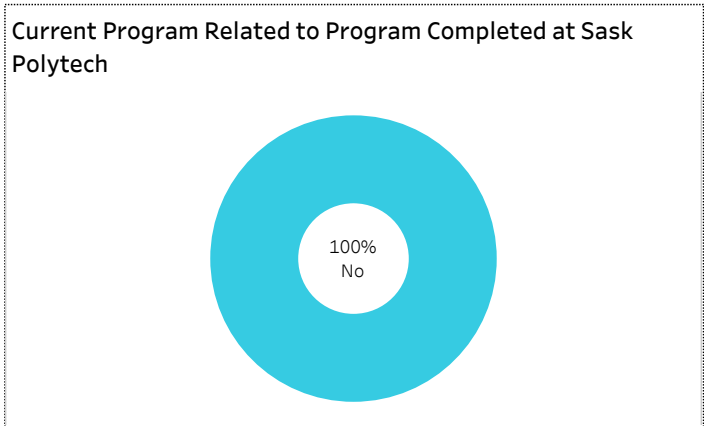
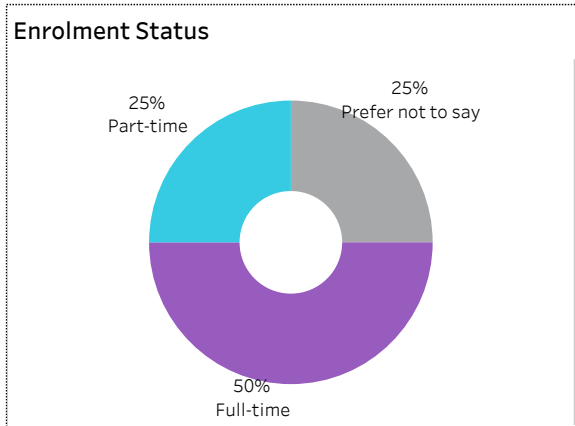
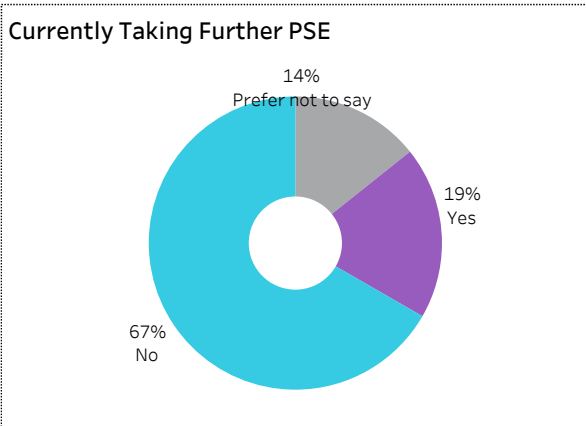
2019-20 Graduate Follow-up Survey Summary of Results (page 5/5) Further Post-Secondary Education



[Click on button to RESET Filters](#)

Number of Respondents
21

School: **Health Sciences** | Program: **Phlebotomy** | Credential: **Applied Certificate** | Admin Campus: **Saskatoon** | Base/CE: **Con Ed - Sask Polytech Delivered** | Indigenous: **All**



Among the students who pursued further education, 25% indicated the program was not related to the one they completed at Sask Polytech. Common reasons cited by the graduates who were studying in an unrelated field were to be able to change career choice, to have more/better career choices, and difficulty of finding employment in their previous field of study.

Institutional Research and Analysis



2019-20 Graduate Follow-up Survey Summary of Results (page 1/5) Respondent Profile

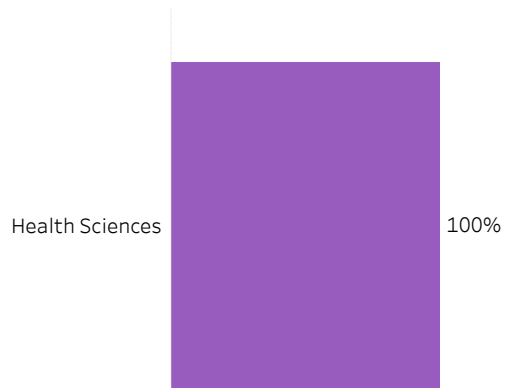


[Click on button to RESET Filters](#)

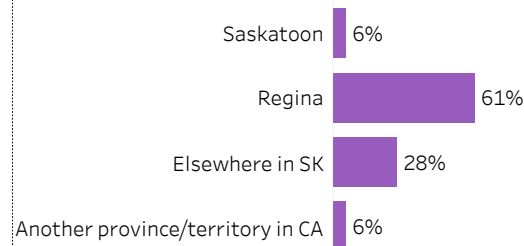
Number of Respondents
18

School: **Health Sciences** | Program: **Primary Care Paramedic** | Credential: **Certificate** | Admin Campus: **Regina** |
Base/CE: **Base** | Indigenous: **All**

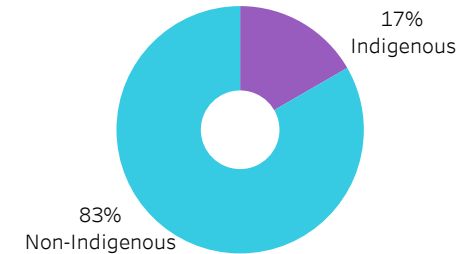
School



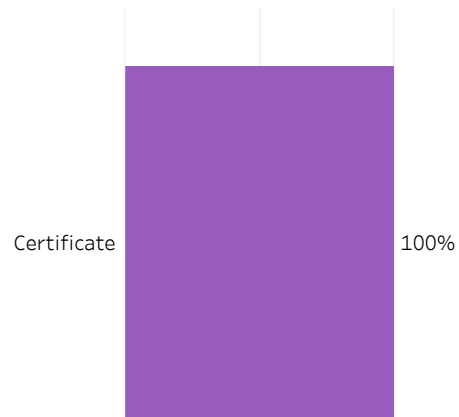
Location of Current Residence



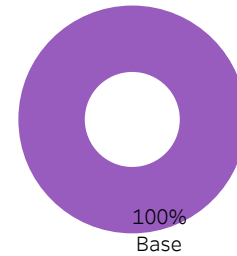
Indigenous Status



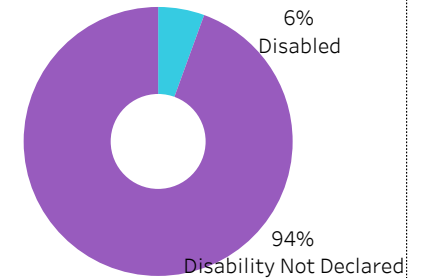
Credentials



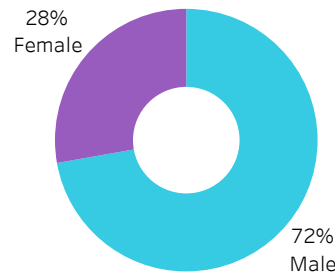
Base/CE



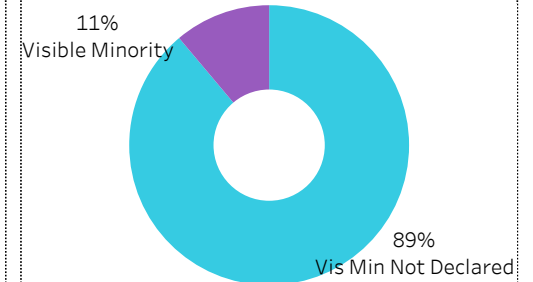
Disability



Gender



Visible Minority





2019-20 Graduate Follow-up Survey Summary of Results (page 2/5) Graduate Employment



[Click on button to RESET Filters](#)

Number of Respondents
18

School: **Health Sciences** | Program: **Primary Care Paramedic** | Credential: **Certificate** | Admin Campus: **Regina** | Base/CE: **Base** | Indigenous: **All**

Overall Employment Rate

#Available Workforce	# of Grads Employed	Employment Rate	# of Fulltime Employed Grads	Full-time Employment Rate
18	18	100%	18	100%

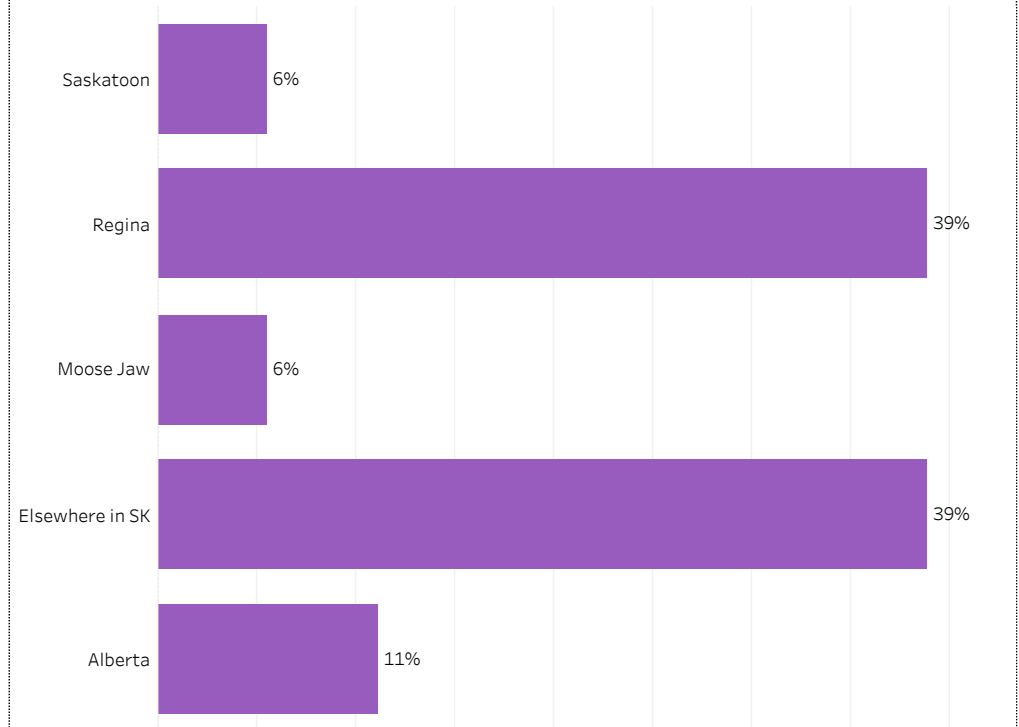
Training Related (TR) Employment

#Available Workforce	# of TR Employed Grads	TR Employment Rate	# of Fulltime TR Employed Grads	Full-time TR Employment Rate
18	15	83%	15	83%

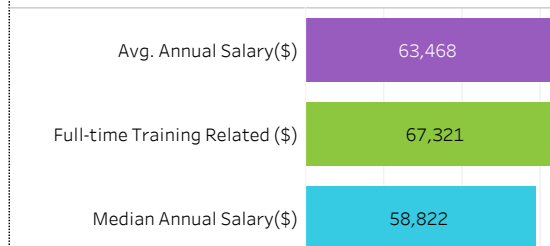
Average Salaries by Location of Employment



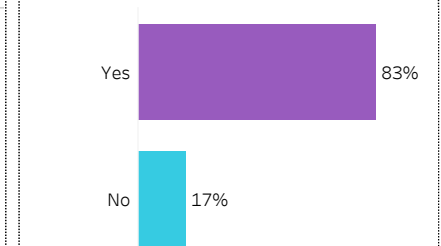
Location of Employment



Average/Median Salary



Relatedness of Job to Training





2019-20 Graduate Follow-up Survey

Summary of Results (page 3/5)

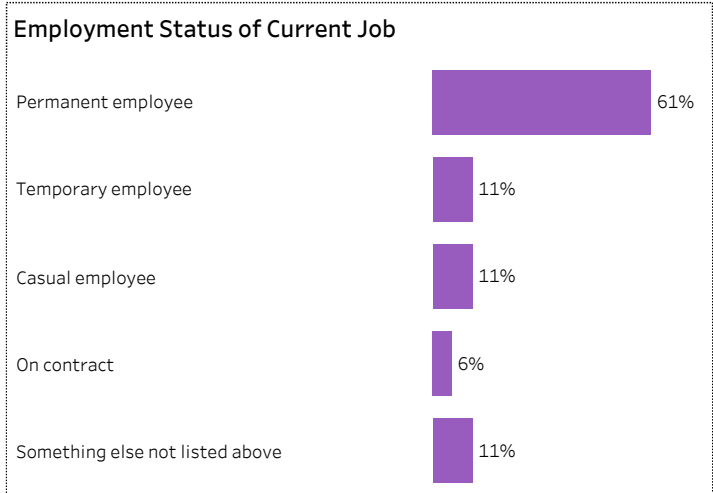
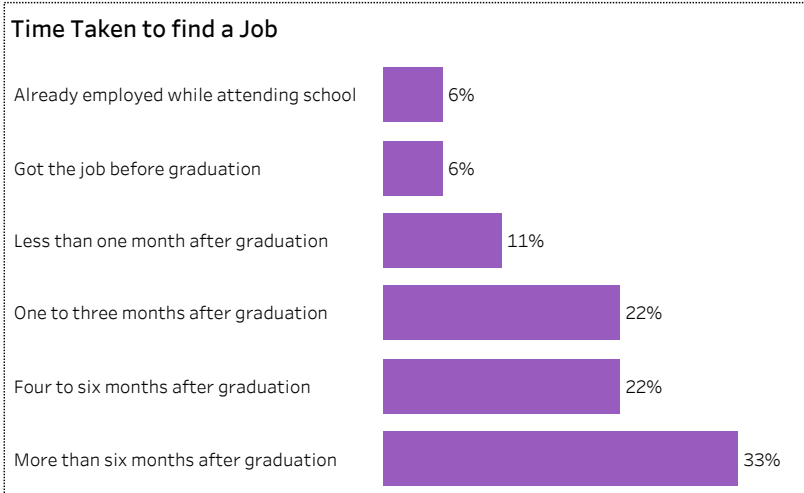
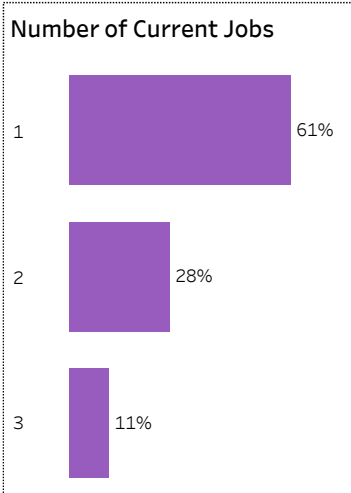

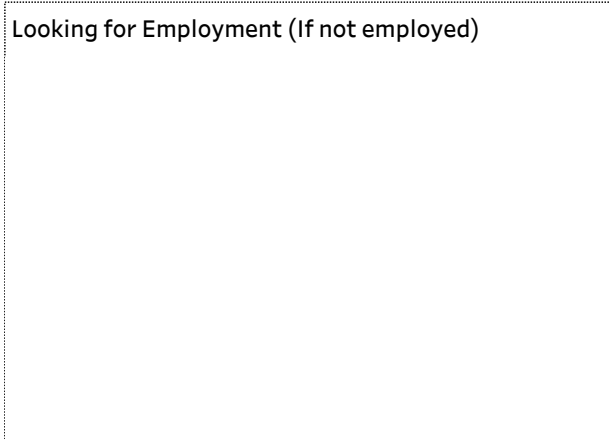
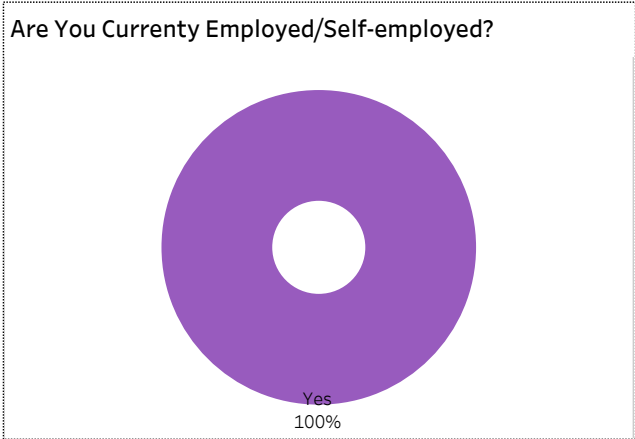
Graduate Employment (continued)



[Click on button to RESET Filters](#)

Number of Respondents: **18**

School: **Health Sciences** | Program: **Primary Care Paramedic** | Credential: **Certificate** | Admin Campus: **Regina** | Base/CE: **Base** | Indigenous: **All**





2019-20 Graduate Follow-up Survey Summary of Results (page 4/5) Satisfaction and Program Benefits



Click on button to RESET Filters

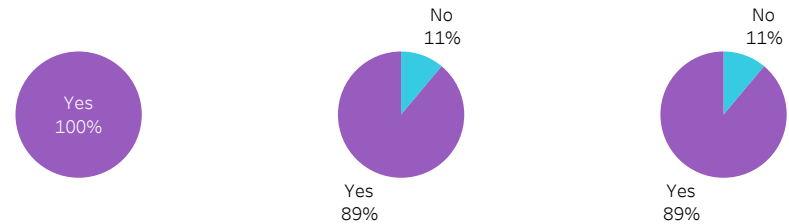
Number of Respondents 18	School: Health Sciences Program: Primary Care Paramedic Credential: Certificate Admin Campus: Regina Base/CE: Base Indigenous: All
------------------------------------	---

Level of Satisfaction	Very Satisfied & Somewhat Satisfied	<ul style="list-style-type: none"> Very satisfied Somewhat satisfied Somewhat dissatisfied Not sure 	Program Benefits	A Great Extent & Some Extent	<ul style="list-style-type: none"> No extent at all Some extent A great extent
-----------------------	-------------------------------------	---	------------------	------------------------------	---

Campus facilities	100%	56% Very satisfied, 44% Somewhat satisfied	<table border="1"> <tr> <td>Skills and knowledge relevant in the workplace</td> <td>100%</td> <td>89% A great extent, 11% Some extent</td> </tr> <tr> <td>Improved earning potential</td> <td>94%</td> <td>67% A great extent, 28% Some extent, 6% No extent at all</td> </tr> <tr> <td>Improved employment opportunities</td> <td>94%</td> <td>61% A great extent, 33% Some extent, 6% No extent at all</td> </tr> </table>	Skills and knowledge relevant in the workplace	100%	89% A great extent, 11% Some extent	Improved earning potential	94%	67% A great extent, 28% Some extent, 6% No extent at all	Improved employment opportunities	94%	61% A great extent, 33% Some extent, 6% No extent at all
Skills and knowledge relevant in the workplace	100%	89% A great extent, 11% Some extent										
Improved earning potential	94%	67% A great extent, 28% Some extent, 6% No extent at all										
Improved employment opportunities	94%	61% A great extent, 33% Some extent, 6% No extent at all										
Instruction delivered	100%	39% Very satisfied, 61% Somewhat satisfied										
Educational experience at Sask Polytech	100%	50% Very satisfied, 50% Somewhat satisfied										
Program	100%	50% Very satisfied, 50% Somewhat satisfied										
Relevance of your program to your field of employment	100%	78% Very satisfied, 22% Somewhat satisfied										
Student support services	100%	61% Very satisfied, 39% Somewhat satisfied										
Campus activities	83%	33% Very satisfied, 50% Somewhat satisfied, 11% Somewhat dissatisfied, 6% Not sure										

Satisfaction with Sask Polytech

Are you satisfied with your decision to attend Sask Polytech? Would you recommend Sask Polytech to others? Would you recommend your program to others?



Institutional Research and Analysis

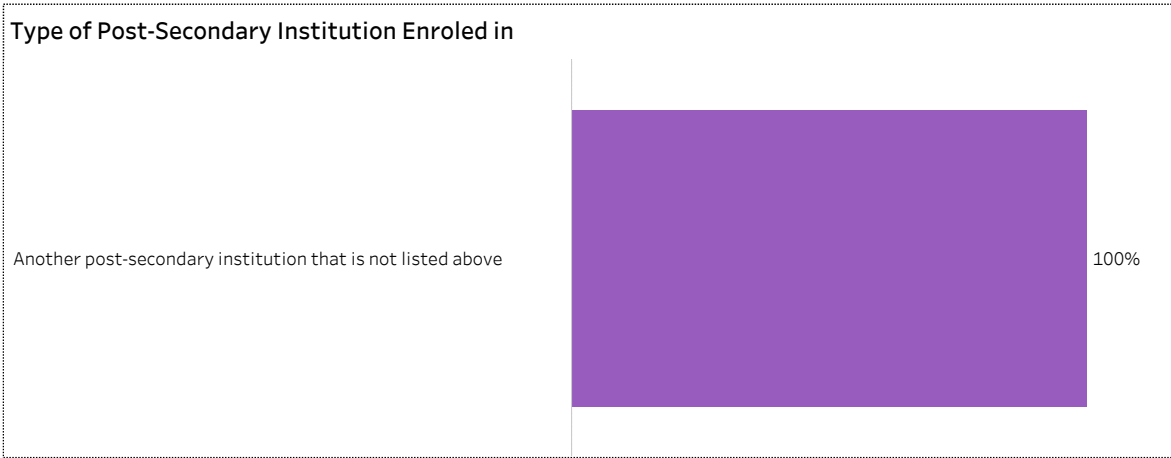
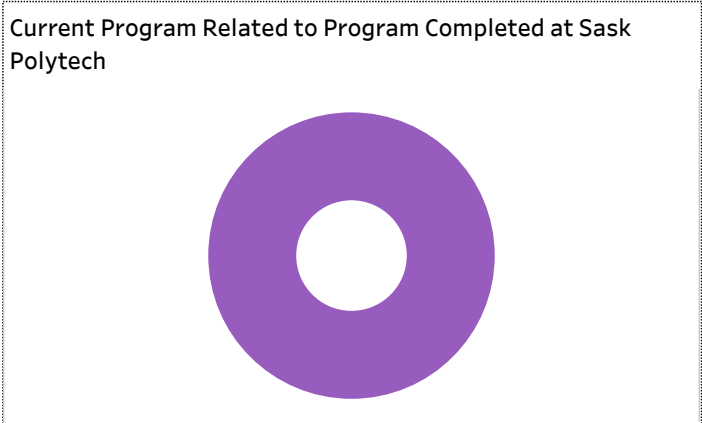
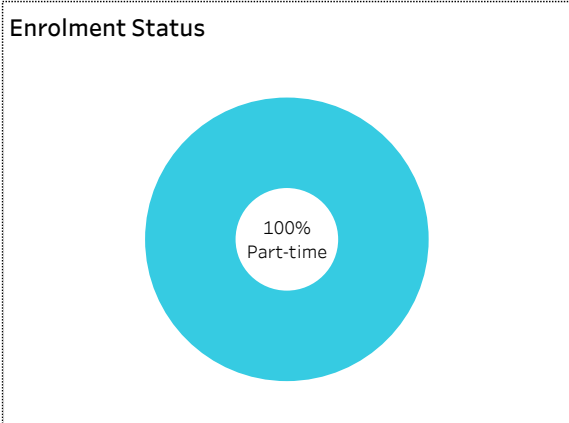
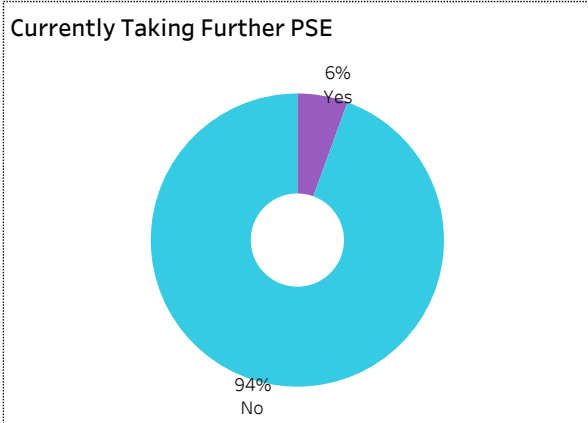


2019-20 Graduate Follow-up Survey Summary of Results (page 5/5) Further Post-Secondary Education



[Click on button to RESET Filters](#)

Number of Respondents: **18**
School: **Health Sciences** | Program: **Primary Care Paramedic** | Credential: **Certificate** | Admin Campus: **Regina** | Base/CE: **Base** |
Indigenous: **All**



Among the students who pursued further education, 25% indicated the program was not related to the one they completed at Sask Polytech. Common reasons cited by the graduates who were studying in an unrelated field were to be able to change career choice, to have more/better career choices, and difficulty of finding employment in their previous field of study.

Institutional Research and Analysis

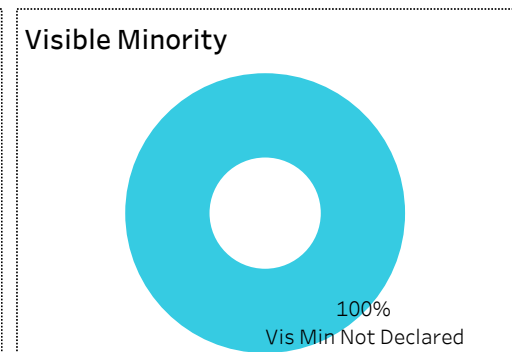
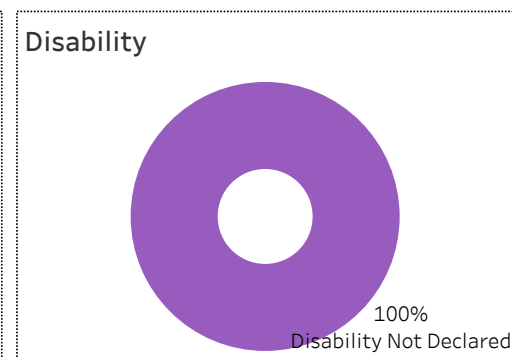
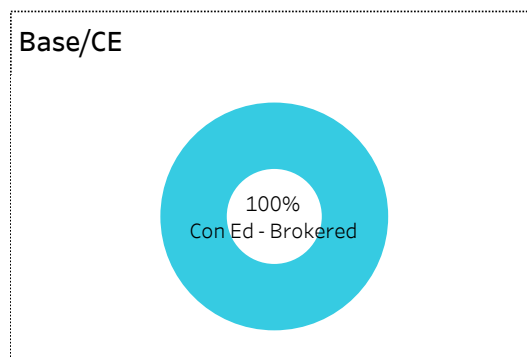
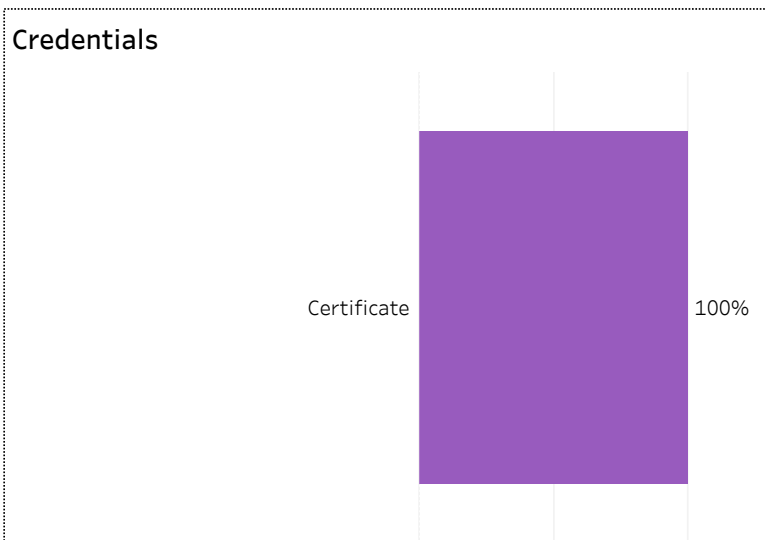
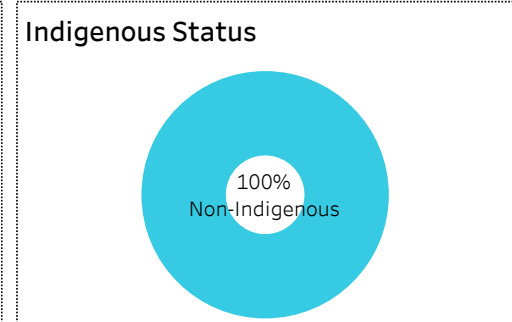
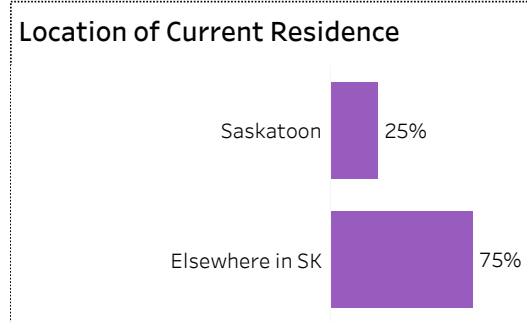
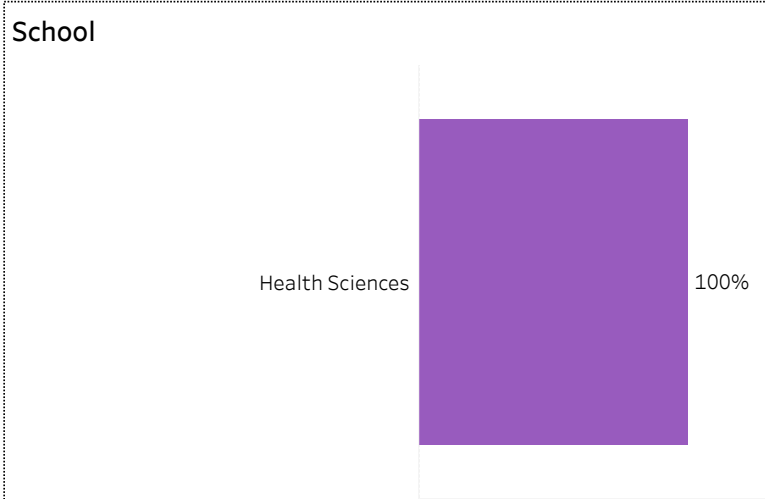


2019-20 Graduate Follow-up Survey Summary of Results (page 1/5) Respondent Profile



[Click on button to RESET Filters](#)

Number of Respondents: **4**
School: **Health Sciences** | Program: **Primary Care Paramedic** | Credential: **Certificate** | Admin Campus: **Regina** |
Base/CE: **Con Ed - Brokered** | Indigenous: **Non-Indigenous**





2019-20 Graduate Follow-up Survey Summary of Results (page 2/5) Graduate Employment



[Click on button to RESET Filters](#)

Number of Respondents
4

School: **Health Sciences** | Program: **Primary Care Paramedic** | Credential: **Certificate** | Admin Campus: **Regina** | Base/CE: **Con Ed - Brokered** |
Indigenous: **Non-Indigenous**

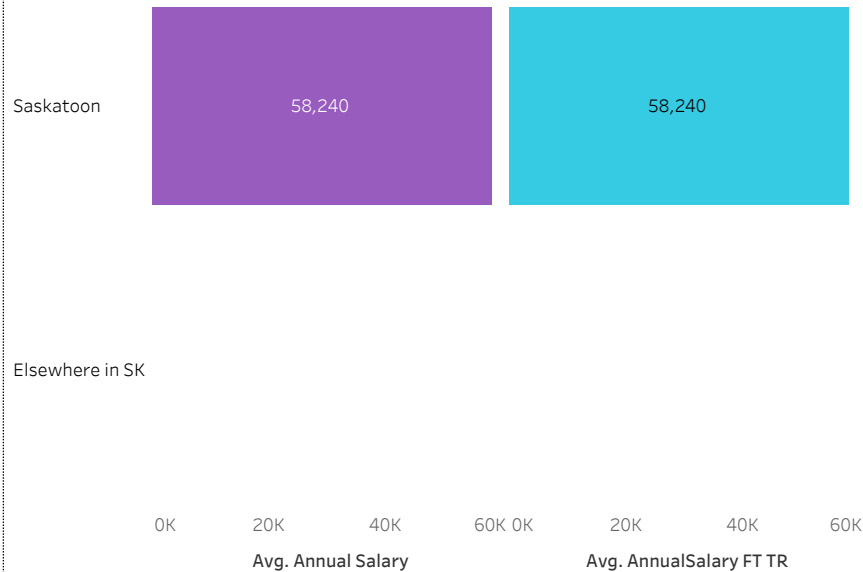
Overall Employment Rate

#Available Workforce	# of Grads Employed	Employment Rate	# of Fulltime Employed Grads	Full-time Employment Rate
2	2	100%	2	100%


Training Related (TR) Employment

#Available Workforce	# of TR Employed Grads	TR Employment Rate	# of Fulltime TR Employed Grads	Full-time TR Employment Rate
2	2	100%	2	100%

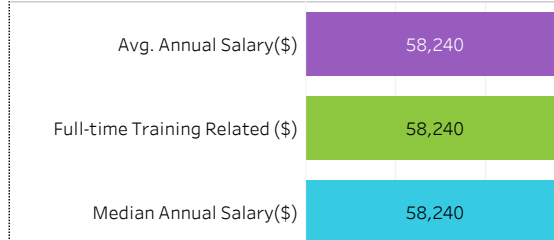
Average Salaries by Location of Employment



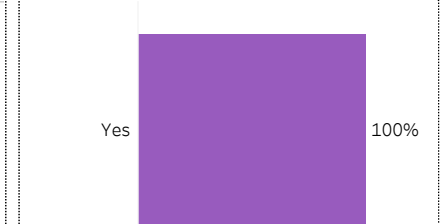
Location of Employment



Average/Median Salary



Relatedness of Job to Training





2019-20 Graduate Follow-up Survey

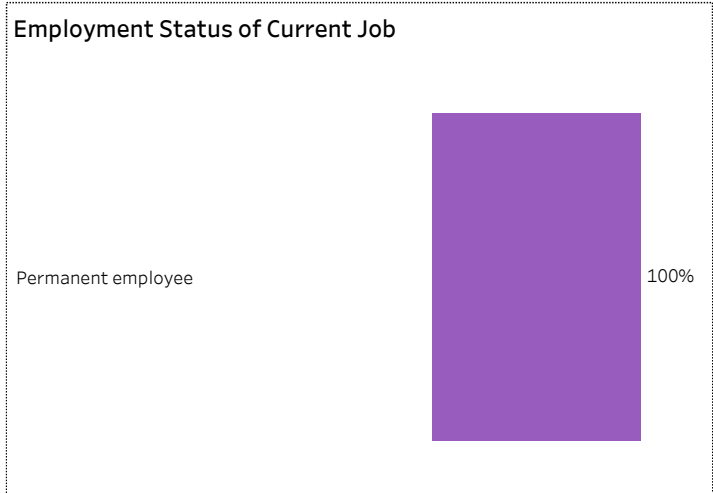
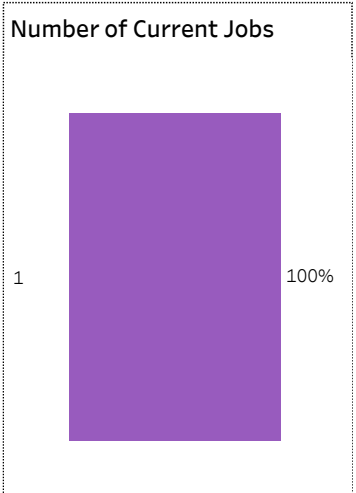

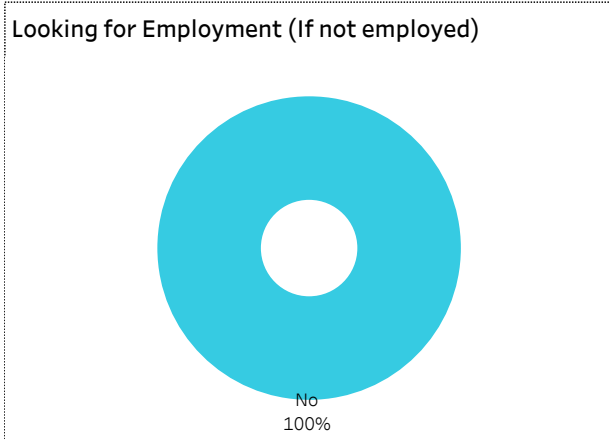
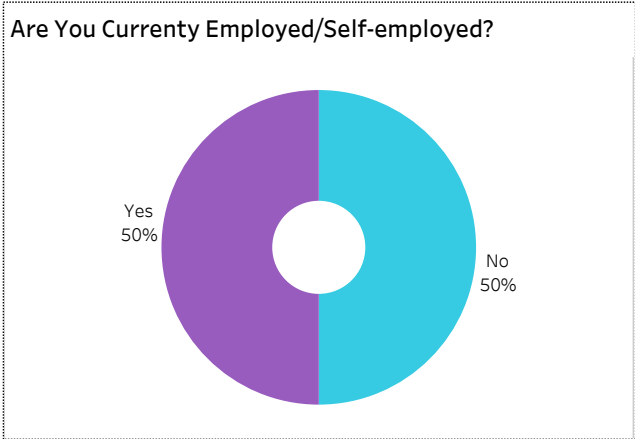
Summary of Results (page 3/5)

Graduate Employment (continued)



[Click on button to RESET Filters](#)

Number of Respondents: **4**
School: **Health Sciences** | Program: **Primary Care Paramedic** | Credential: **Certificate** | Admin Campus: **Regina** | Base/CE: **Con Ed - Brokered** | Indigenous: **Non-Indigenous**





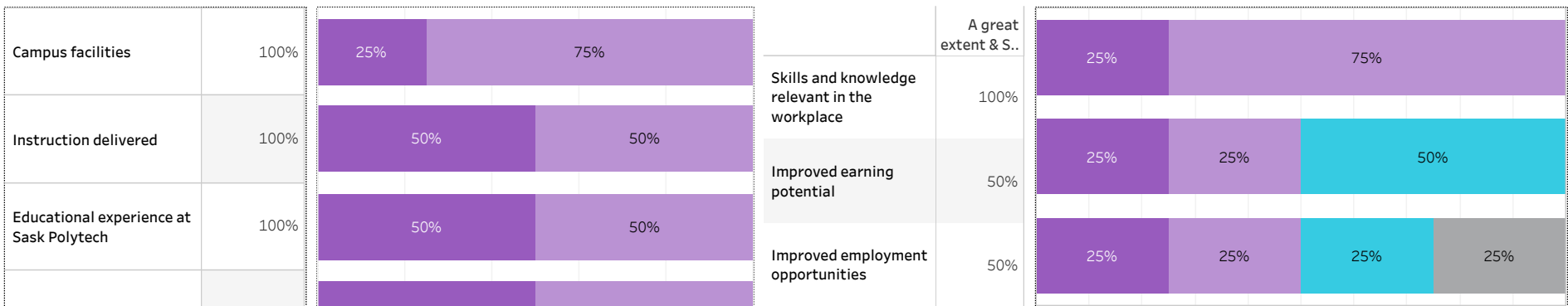
2019-20 Graduate Follow-up Survey Summary of Results (page 4/5) Satisfaction and Program Benefits



Click on button to RESET Filters

Number of Respondents 4	School: Health Sciences Program: Primary Care Paramedic Credential: Certificate Admin Campus: Regina Base/CE: Con Ed - Brokered Indigenous: Non-Indigenous
-----------------------------------	--

Level of Satisfaction	Very Satisfied & Somewhat Satisfied	<ul style="list-style-type: none"> Very satisfied Somewhat satisfied Somewhat dissatisfied Not sure 	Program Benefits	A Great Extent & Some Extent	<ul style="list-style-type: none"> Not applicable No extent at all Some extent A great extent
------------------------------	-------------------------------------	---	-------------------------	------------------------------	---



Satisfaction with Sask Polytech

Are you satisfied with your decision to attend Sask Polytech? Would you recommend Sask Polytech to others? Would you recommend your program to others?



Yes
100%



Yes
100%



Yes
100%

Institutional Research and Analysis




2019-20 Graduate Follow-up Survey Summary of Results (page 5/5) Further Post-Secondary Education



[Click on button to RESET Filters](#)

Number of Respondents 4	School: Health Sciences Program: Primary Care Paramedic Credential: Certificate Admin Campus: Regina Base/CE: Con Ed - Brokered Indigenous: Non-Indigenous
-----------------------------------	--

Currently Taking Further PSE  <p>100% No</p>	Enrolment Status	Current Program Related to Program Completed at Sask Polytech
---	-------------------------	--

Type of Post-Secondary Institution Enroled in
--

Among the students who pursued further education, 25% indicated the program was not related to the one they completed at Sask Polytech. Common reasons cited by the graduates who were studying in an unrelated field were to be able to change career choice, to have more/better career choices, and difficulty of finding employment in their previous field of study.

Institutional Research and Analysis



2019-20 Graduate Follow-up Survey Summary of Results (page 1/5) Respondent Profile

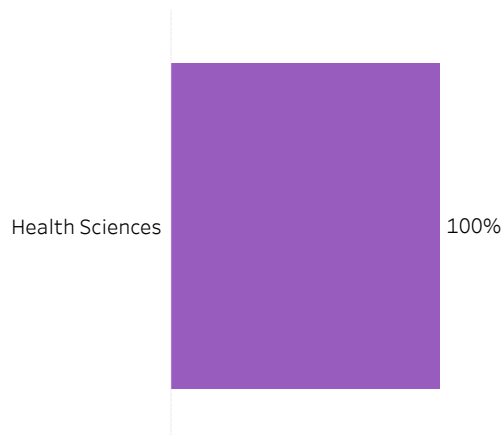


[Click on button to RESET Filters](#)

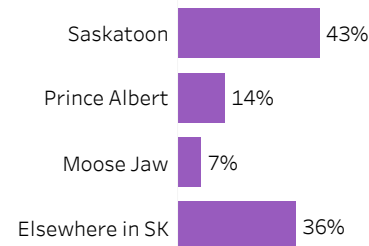
Number of Respondents
14

School: **Health Sciences** | Program: **Primary Care Paramedic** | Credential: **Certificate** | Admin Campus: **Saskatoon** |
Base/CE: **Base** | Indigenous: **All**

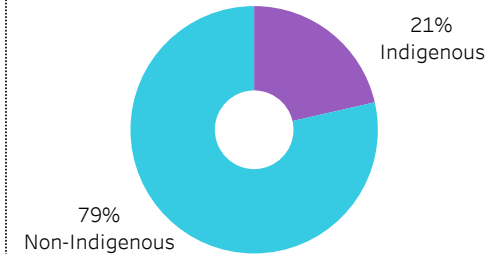
School



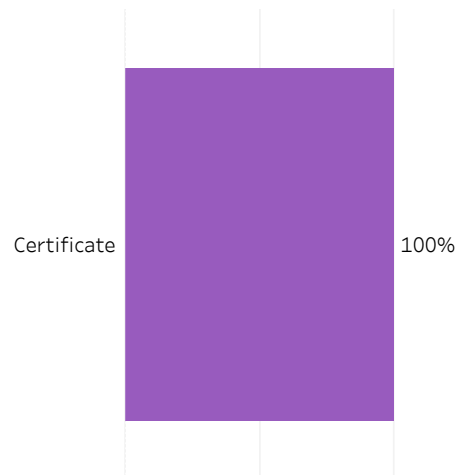
Location of Current Residence



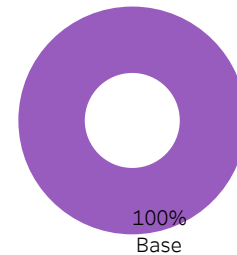
Indigenous Status



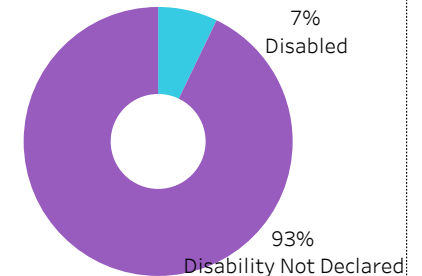
Credentials



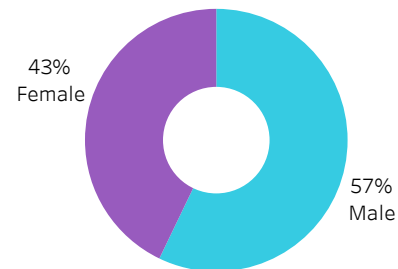
Base/CE



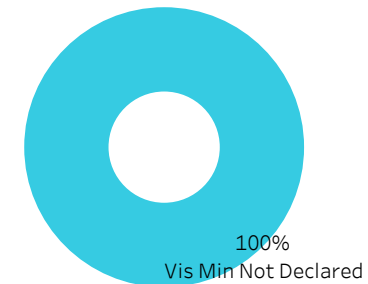
Disability



Gender



Visible Minority





2019-20 Graduate Follow-up Survey Summary of Results (page 2/5) Graduate Employment



[Click on button to RESET Filters](#)

Number of Respondents
14

School: **Health Sciences** | Program: **Primary Care Paramedic** | Credential: **Certificate** | Admin Campus: **Saskatoon** | Base/CE: **Base** |
Indigenous: **All**

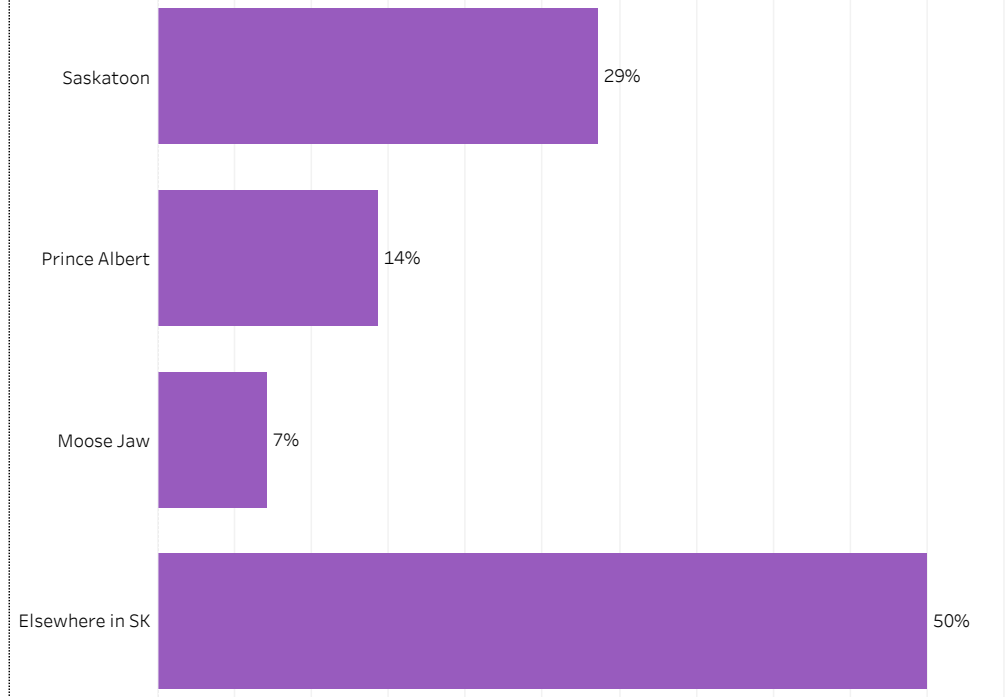
Overall Employment Rate

#Available Workforce	# of Grads Employed	Employment Rate	# of Fulltime Employed Grads	Full-time Employment Rate
14	14	100%	14	100%

Training Related (TR) Employment

#Available Workforce	# of TR Employed Grads	TR Employment Rate	# of Fulltime TR Employed Grads	Full-time TR Employment Rate
14	12	86%	12	86%


Location of Employment



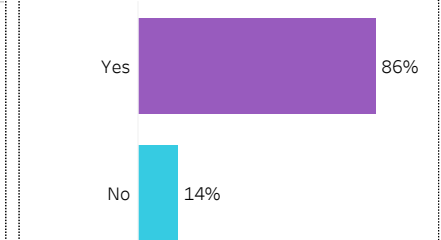
Average Salaries by Location of Employment



Average/Median Salary



Relatedness of Job to Training



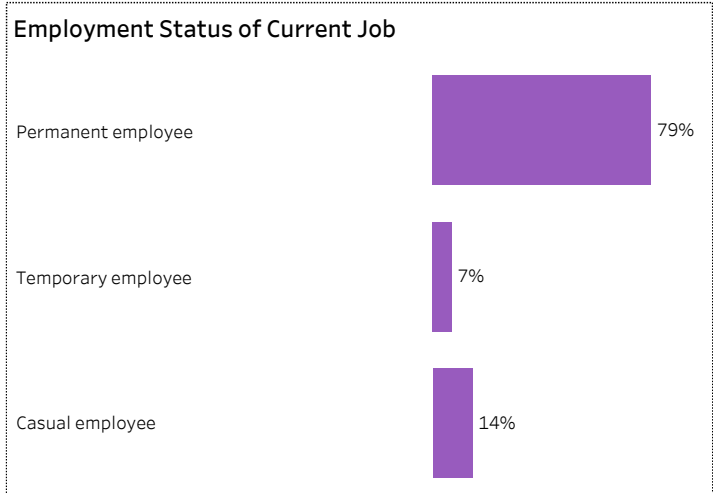
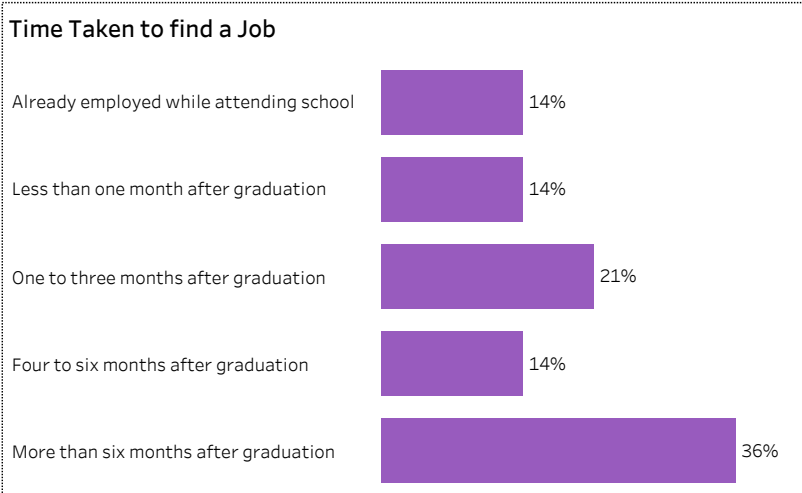
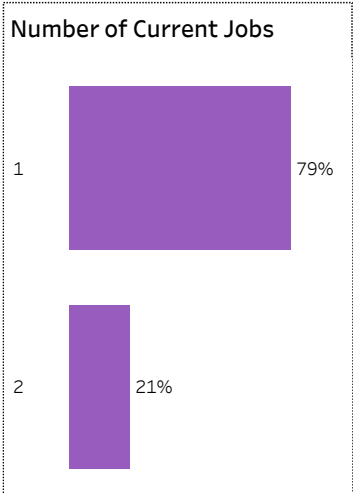

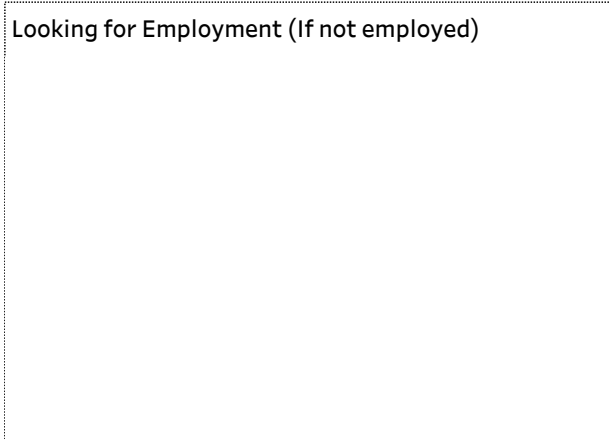
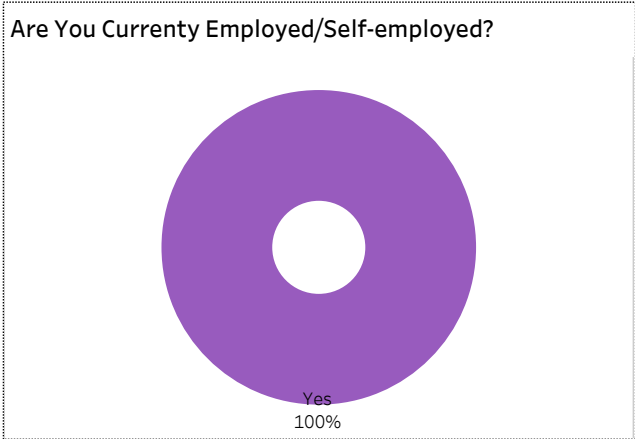


2019-20 Graduate Follow-up Survey
 Summary of Results (page 3/5)
 Graduate Employment (continued)



[Click on button to RESET Filters](#)

Number of Respondents: **14**
 School: **Health Sciences** | Program: **Primary Care Paramedic** | Credential: **Certificate** | Admin Campus: **Saskatoon** | Base/CE: **Base** |
 Indigenous: **All**





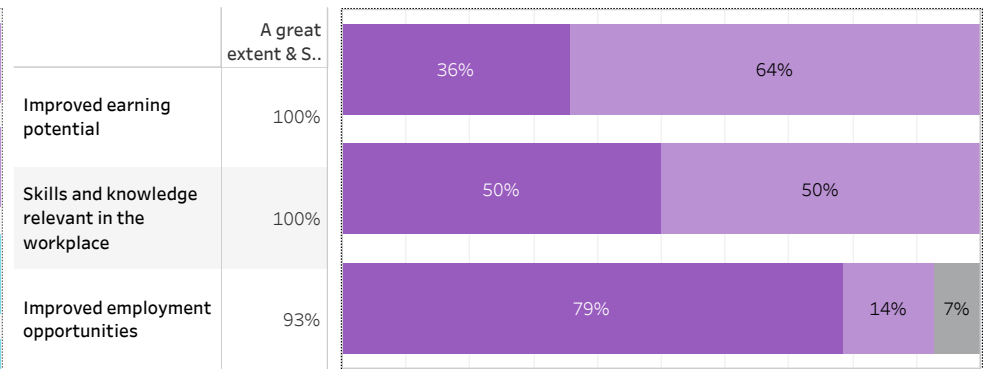
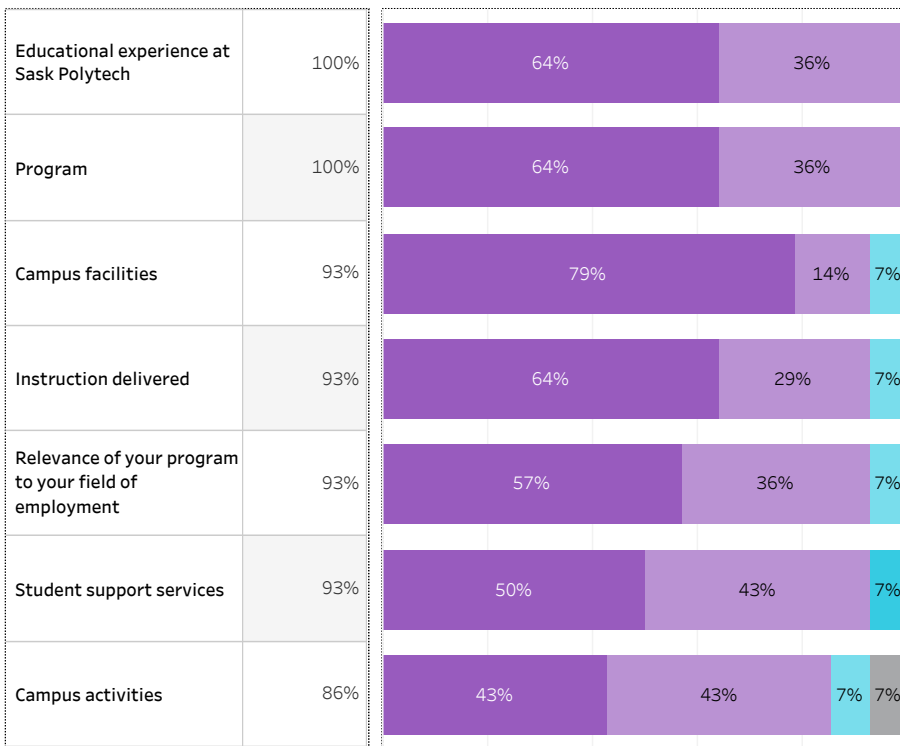
2019-20 Graduate Follow-up Survey Summary of Results (page 4/5) Satisfaction and Program Benefits



Click on button to RESET Filters

Number of Respondents 14	School: Health Sciences Program: Primary Care Paramedic Credential: Certificate Admin Campus: Saskatoon Base/CE: Base Indigenous: All
------------------------------------	--

Level of Satisfaction	Very Satisfied & Somewhat Satisfied	<ul style="list-style-type: none"> Very satisfied Somewhat satisfied Very dissatisfied Somewhat dissatisfied Not sure 	Program Benefits	A Great Extent & Some Extent	<ul style="list-style-type: none"> Not sure Some extent A great extent
------------------------------	-------------------------------------	--	-------------------------	------------------------------	---



Satisfaction with Sask Polytech


Are you satisfied with your decision to attend Sask Polytech? Would you recommend Sask Polytech to others? Would you recommend your program to others?



Yes
100%



Yes
100%



Yes
100%

Institutional Research and Analysis

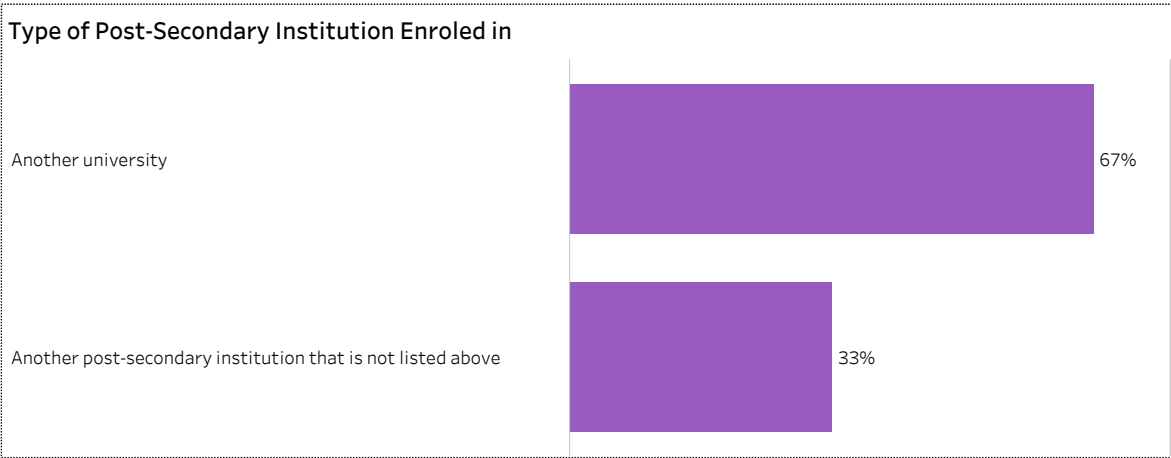
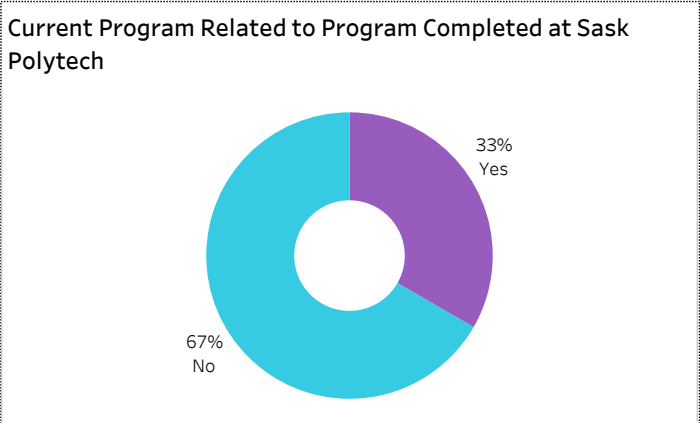
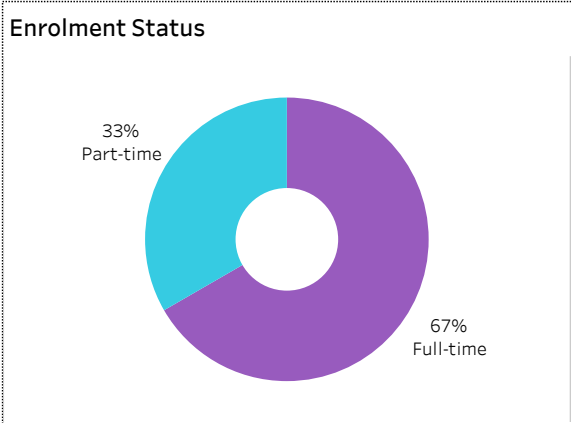
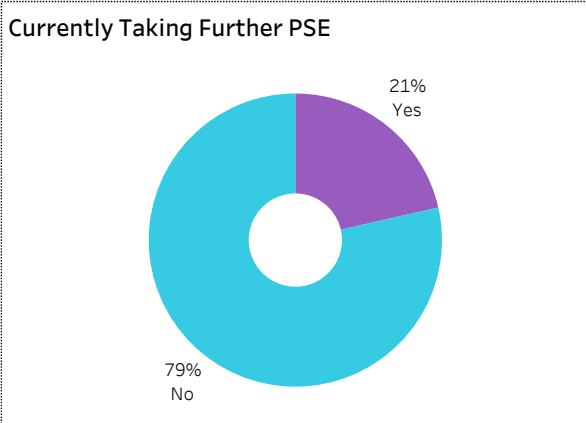


2019-20 Graduate Follow-up Survey Summary of Results (page 5/5) Further Post-Secondary Education



[Click on button to RESET Filters](#)

Number of Respondents: **14** | School: **Health Sciences** | Program: **Primary Care Paramedic** | Credential: **Certificate** | Admin Campus: **Saskatoon** | Base/CE: **Base** | Indigenous: **All**



Among the students who pursued further education, 25% indicated the program was not related to the one they completed at Sask Polytech. Common reasons cited by the graduates who were studying in an unrelated field were to be able to change career choice, to have more/better career choices, and difficulty of finding employment in their previous field of study.

Institutional Research and Analysis



2019-20 Graduate Follow-up Survey Summary of Results (page 1/5) Respondent Profile

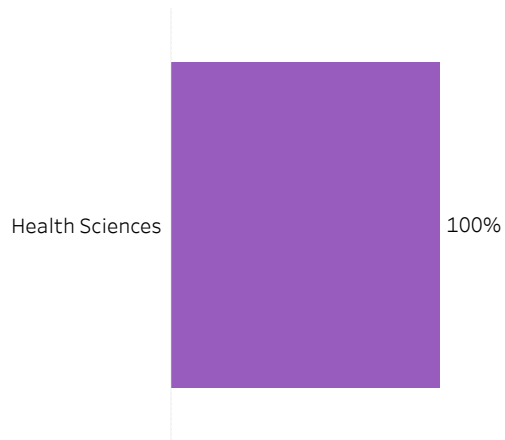


[Click on button to RESET Filters](#)

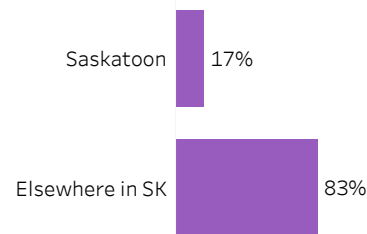
Number of Respondents
6

School: **Health Sciences** | Program: **Primary Care Paramedic** | Credential: **Certificate** | Admin Campus: **Saskatoon** |
Base/CE: **Con Ed - Brokered** | Indigenous: **All**

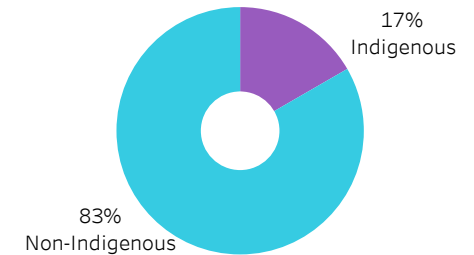
School



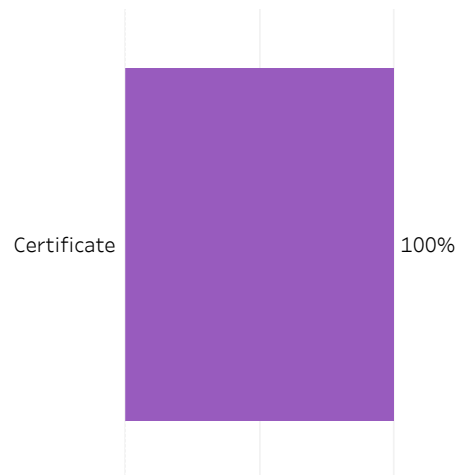
Location of Current Residence



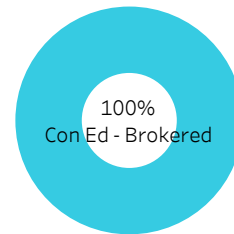
Indigenous Status



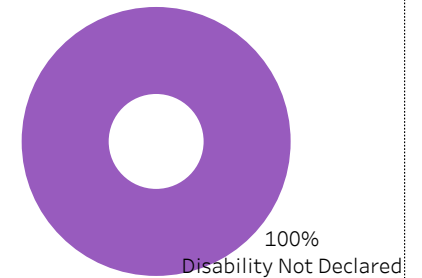
Credentials



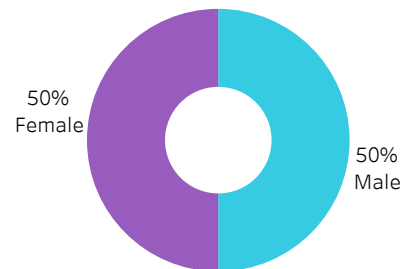
Base/CE



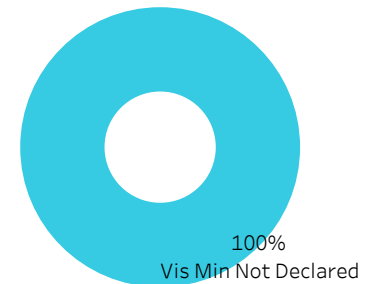
Disability



Gender



Visible Minority





2019-20 Graduate Follow-up Survey Summary of Results (page 2/5) Graduate Employment



[Click on button to RESET Filters](#)

Number of Respondents
6

School: **Health Sciences** | Program: **Primary Care Paramedic** | Credential: **Certificate** | Admin Campus: **Saskatoon** | Base/CE: **Con Ed - Brokered**
| Indigenous: **All**

Overall Employment Rate

#Available Workforce	# of Grads Employed	Employment Rate	# of Fulltime Employed Grads	Full-time Employment Rate
6	6	100%	4	67%

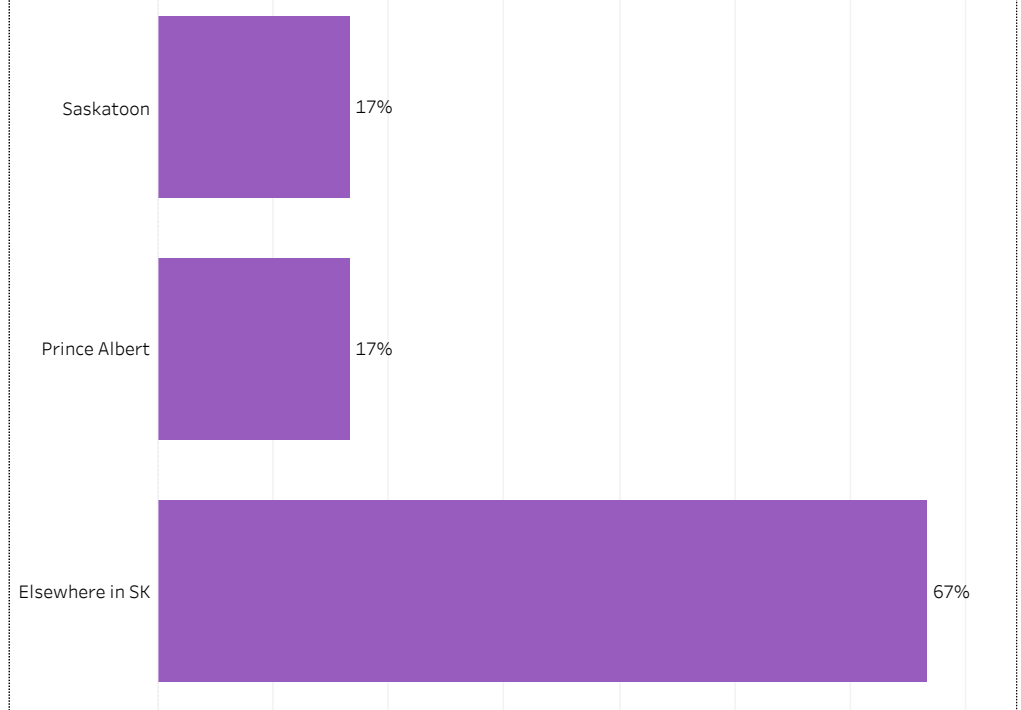
Training Related (TR) Employment

#Available Workforce	# of TR Employed Grads	TR Employment Rate	# of Fulltime TR Employed Grads	Full-time TR Employment Rate
6	4	67%	3	50%


Average Salaries by Location of Employment



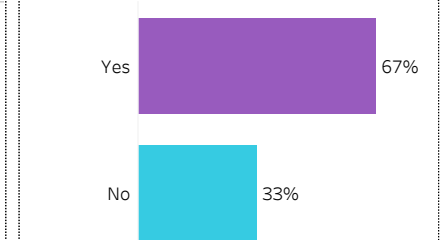
Location of Employment



Average/Median Salary



Relatedness of Job to Training





2019-20 Graduate Follow-up Survey

Summary of Results (page 3/5)

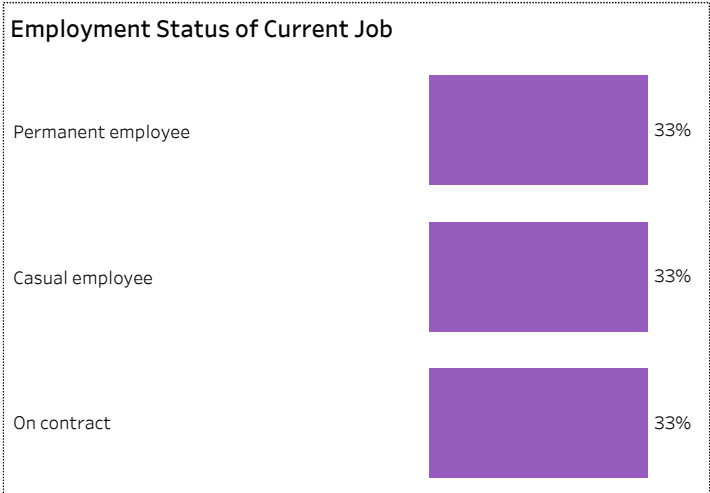
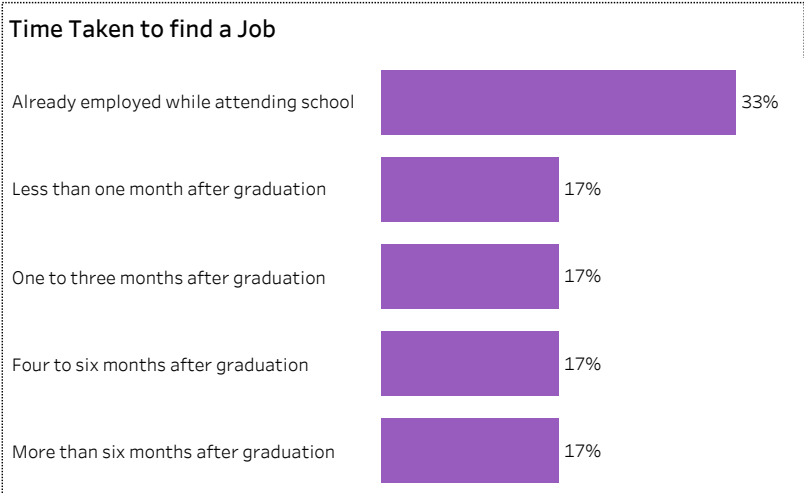
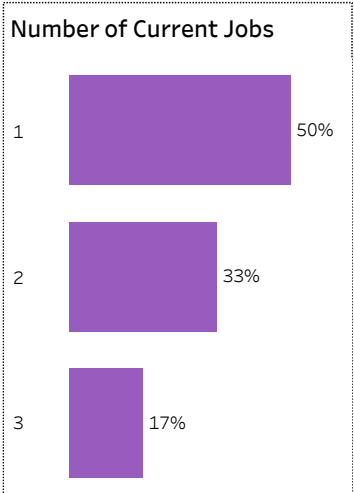
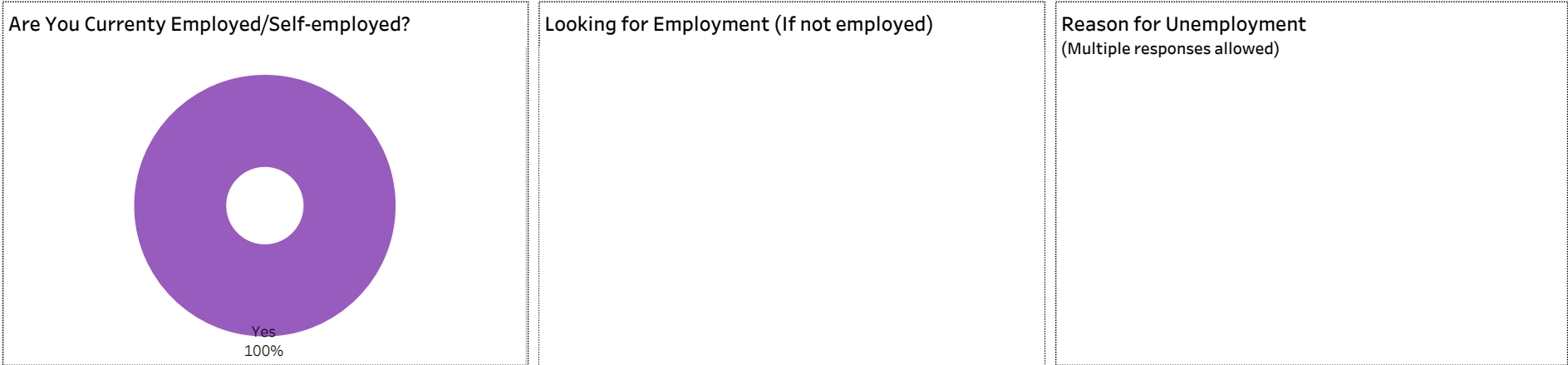
Graduate Employment (continued)



[Click on button to RESET Filters](#)

Number of Respondents: **6**

School: **Health Sciences** | Program: **Primary Care Paramedic** | Credential: **Certificate** | Admin Campus: **Saskatoon** | Base/CE: **Con Ed - Brokered** | Indigenous: **All**





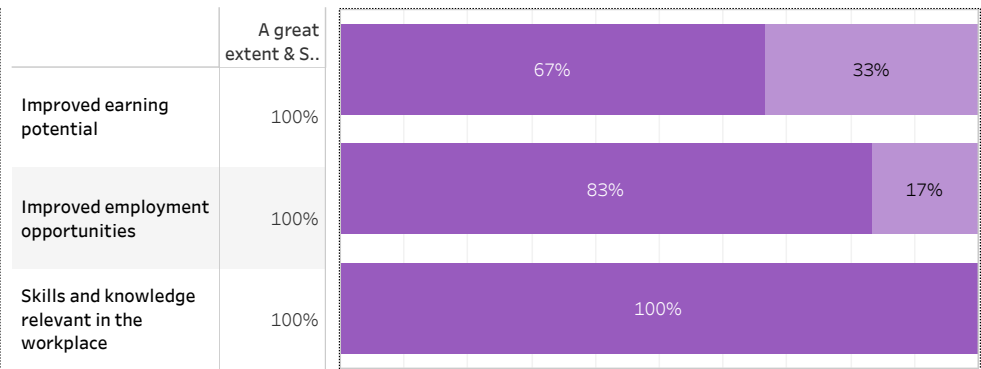
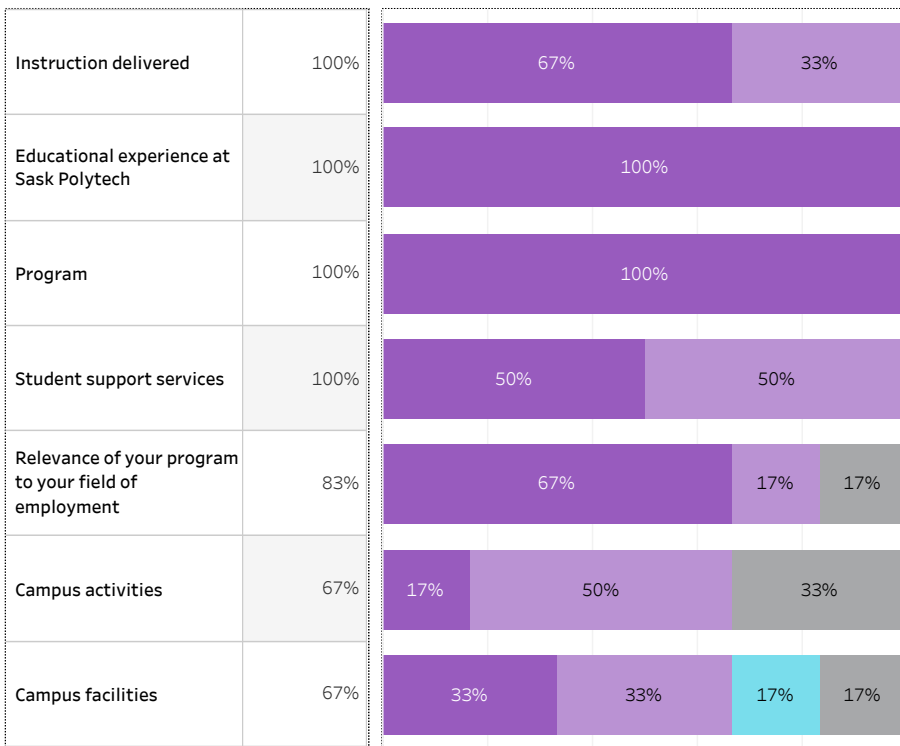
2019-20 Graduate Follow-up Survey Summary of Results (page 4/5) Satisfaction and Program Benefits



Click on button to RESET Filters

Number of Respondents 6	School: Health Sciences Program: Primary Care Paramedic Credential: Certificate Admin Campus: Saskatoon Base/CE: Con Ed - Brokered Indigenous: All
-----------------------------------	--

Level of Satisfaction	Very Satisfied & Somewhat Satisfied	<ul style="list-style-type: none"> Very satisfied Somewhat satisfied Somewhat dissatisfied Not sure 	Program Benefits	A Great Extent & Some Extent	<ul style="list-style-type: none"> Some extent A great extent
------------------------------	-------------------------------------	---	-------------------------	------------------------------	---



Satisfaction with Sask Polytech



Institutional Research and Analysis




2019-20 Graduate Follow-up Survey Summary of Results (page 5/5) Further Post-Secondary Education



[Click on button to RESET Filters](#)

Number of Respondents 6	School: Health Sciences Program: Primary Care Paramedic Credential: Certificate Admin Campus: Saskatoon Base/CE: Con Ed - Brokered Indigenous: All
-----------------------------------	--

Currently Taking Further PSE  <p>100% No</p>	Enrolment Status	Current Program Related to Program Completed at Sask Polytech
---	-------------------------	--

Type of Post-Secondary Institution Enroled in
--

Among the students who pursued further education, 25% indicated the program was not related to the one they completed at Sask Polytech. Common reasons cited by the graduates who were studying in an unrelated field were to be able to change career choice, to have more/better career choices, and difficulty of finding employment in their previous field of study.

Institutional Research and Analysis

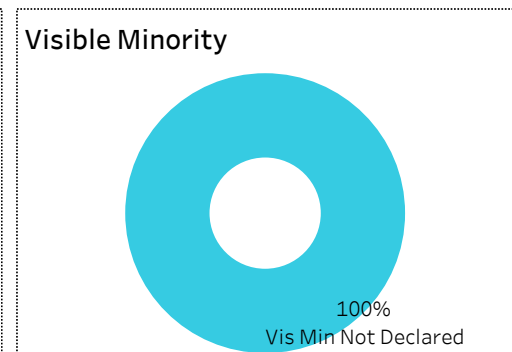
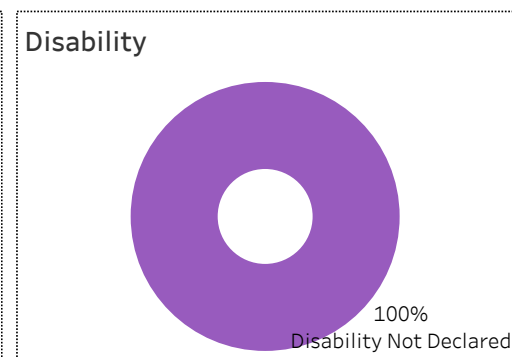
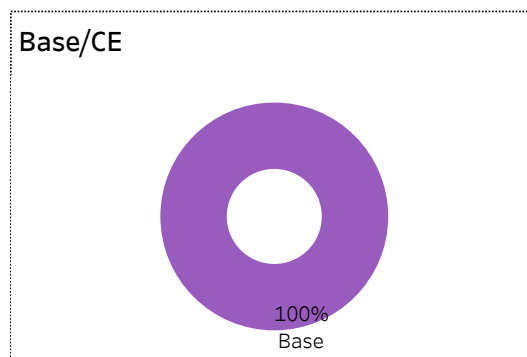
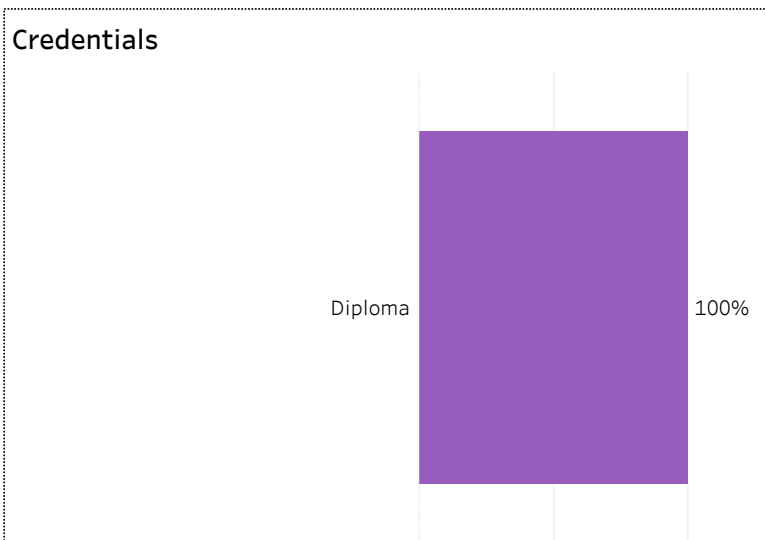
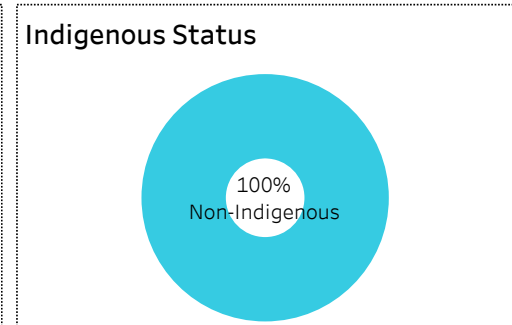
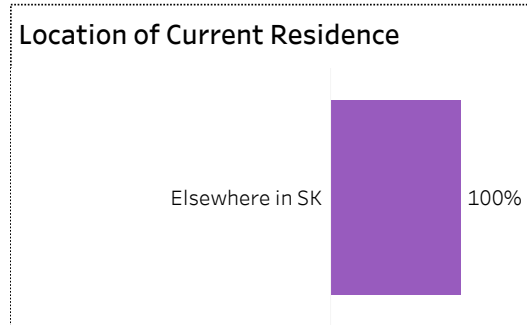
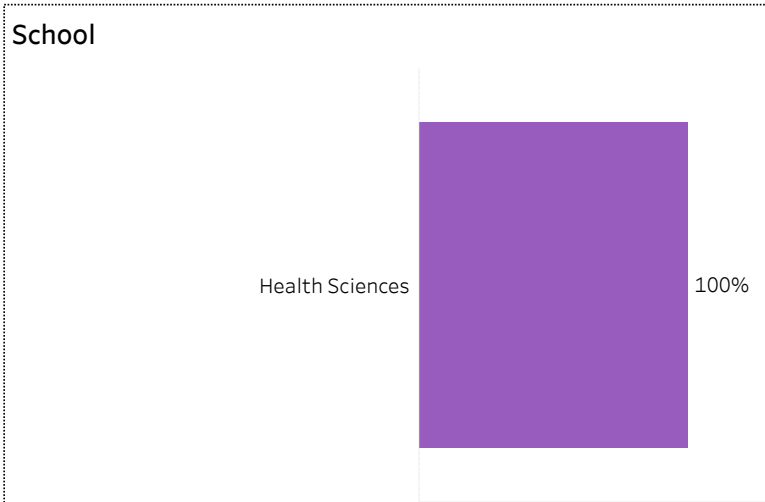


2019-20 Graduate Follow-up Survey Summary of Results (page 1/5) Respondent Profile



[Click on button to RESET Filters](#)

Number of Respondents: **1**
School: **Health Sciences** | Program: **Therapeutic Recreation** | Credential: **Diploma** | Admin Campus: **Saskatoon** |
Base/CE: **Base** | Indigenous: **Non-Indigenous**





2019-20 Graduate Follow-up Survey Summary of Results (page 2/5) Graduate Employment



[Click on button to RESET Filters](#)

Number of Respondents
1

School: **Health Sciences** | Program: **Therapeutic Recreation** | Credential: **Diploma** | Admin Campus: **Saskatoon** | Base/CE: **Base** | Indigenous: **Non-Indigenous**

Overall Employment Rate

#Available Workforce	# of Grads Employed	Employment Rate	# of Fulltime Employed Grads	Full-time Employment Rate
1	1	100%	1	100%

Training Related (TR) Employment

#Available Workforce	# of TR Employed Grads	TR Employment Rate	# of Fulltime TR Employed Grads	Full -time TR Employment Rate
1	1	100%	1	100%

Average Salaries by Location of Employment

Prince Albert

0	0
Avg. Annual Salary	Avg. AnnualSalary FT TR

Location of Employment



Average/Median Salary

Avg. Annual Salary(\$)	0
Full-time Training Related (\$)	0
Median Annual Salary(\$)	0

Relatedness of Job to Training



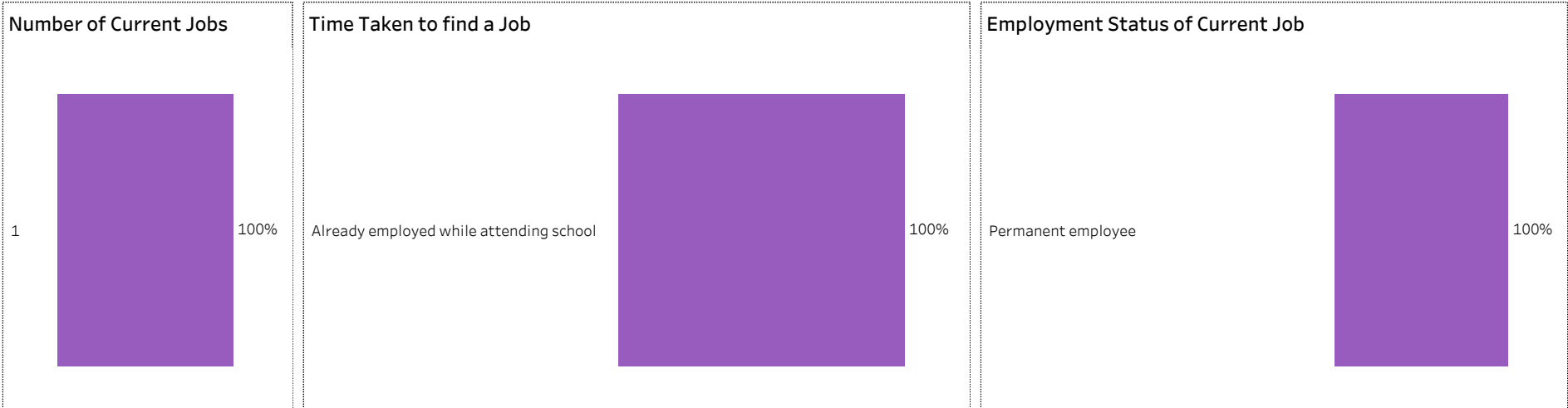
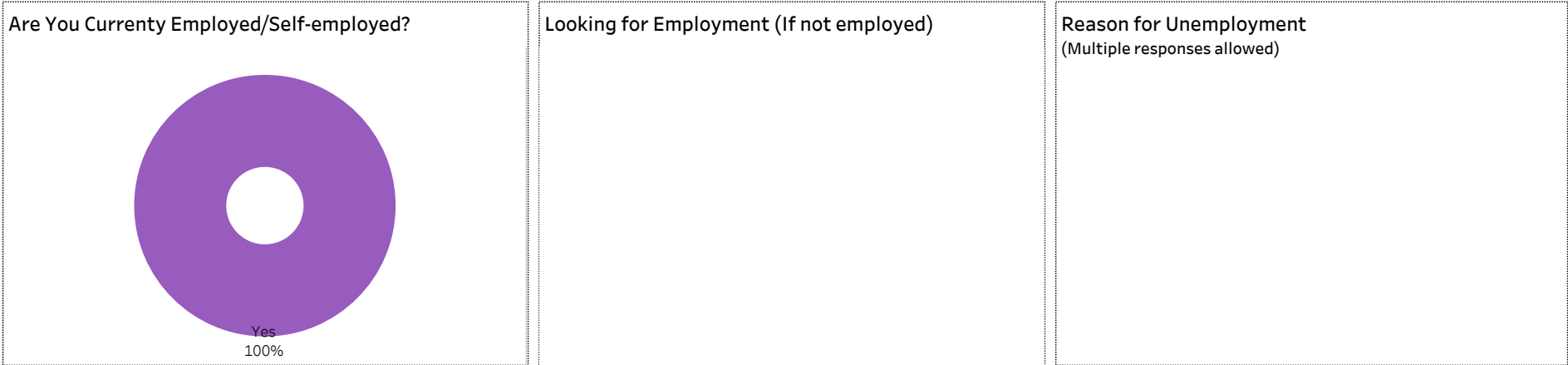


2019-20 Graduate Follow-up Survey
Summary of Results (page 3/5)
Graduate Employment (continued)



[Click on button to RESET Filters](#)

Number of Respondents: **1**
School: **Health Sciences** | Program: **Therapeutic Recreation** | Credential: **Diploma** | Admin Campus: **Saskatoon** | Base/CE: **Base** |
Indigenous: **Non-Indigenous**





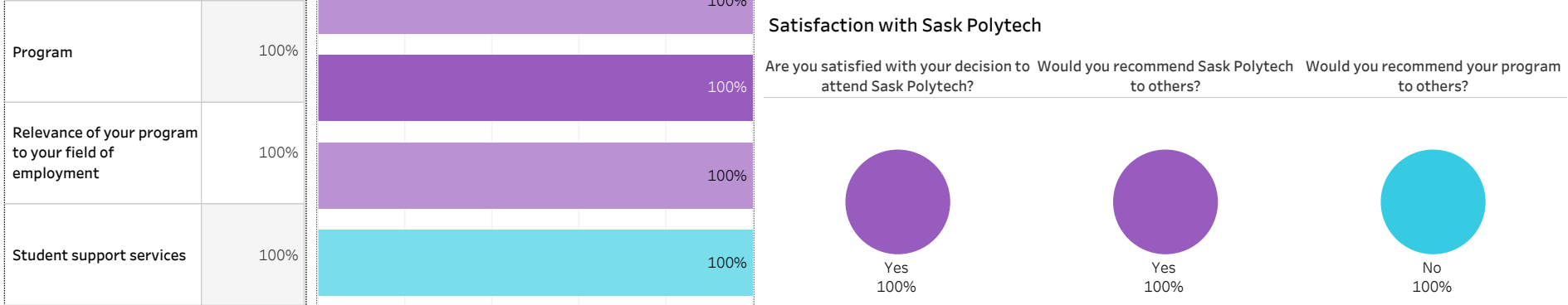
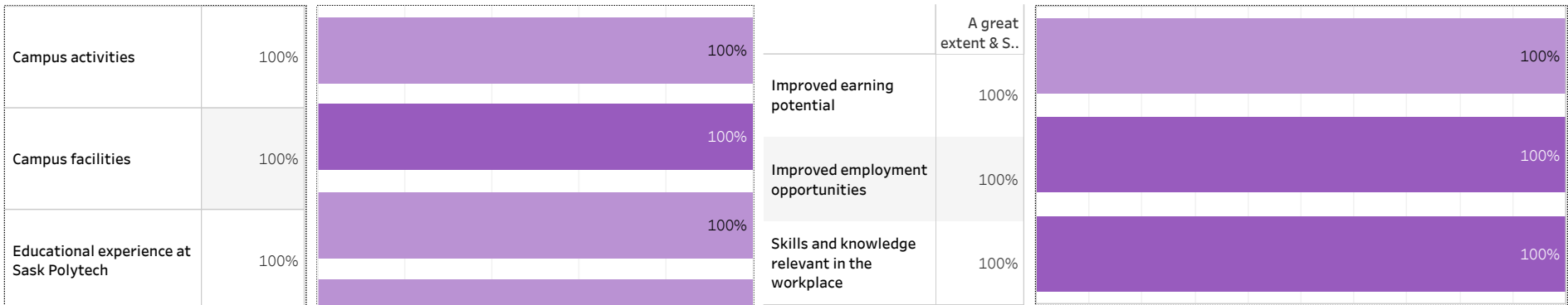
2019-20 Graduate Follow-up Survey Summary of Results (page 4/5) Satisfaction and Program Benefits



Click on button to RESET Filters

Number of Respondents 1	School: Health Sciences Program: Therapeutic Recreation Credential: Diploma Admin Campus: Saskatoon Base/CE: Base Indigenous: Non-Indigenous
-----------------------------------	--

Level of Satisfaction	Very Satisfied & Somewhat Satisfied	<input type="checkbox"/> Somewhat dissatisfied <input type="checkbox"/> Somewhat satisfied <input type="checkbox"/> Very satisfied	Program Benefits	A Great Extent & Some Extent	<input type="checkbox"/> Some extent <input type="checkbox"/> A great extent



Institutional Research and Analysis




2019-20 Graduate Follow-up Survey Summary of Results (page 5/5) Further Post-Secondary Education



[Click on button to RESET Filters](#)

<p>Number of Respondents 1</p>	<p>School: Health Sciences Program: Therapeutic Recreation Credential: Diploma Admin Campus: Saskatoon Base/CE: Base Indigenous: Non-Indigenous</p>
---	---

<p>Currently Taking Further PSE</p>  <p>A donut chart with a single cyan segment. The center of the chart contains the text "100% No".</p>	<p>Enrolment Status</p>	<p>Current Program Related to Program Completed at Sask Polytech</p>
---	-------------------------	--

<p>Type of Post-Secondary Institution Enroled in</p>
--

Among the students who pursued further education, 25% indicated the program was not related to the one they completed at Sask Polytech. Common reasons cited by the graduates who were studying in an unrelated field were to be able to change career choice, to have more/better career choices, and difficulty of finding employment in their previous field of study.

Institutional Research and Analysis

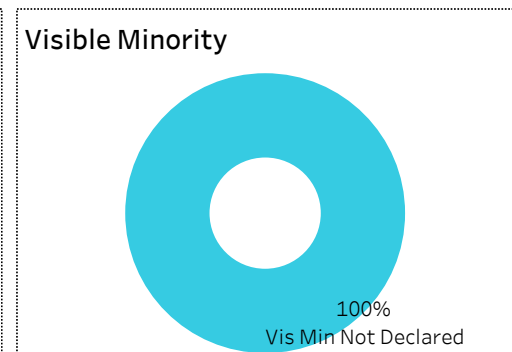
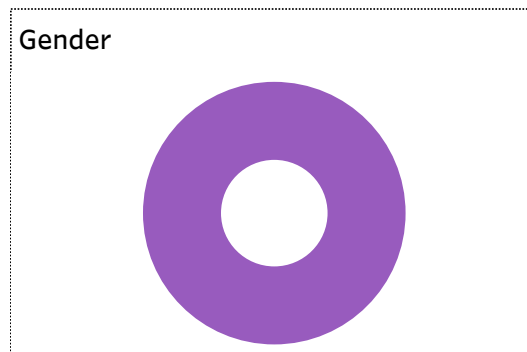
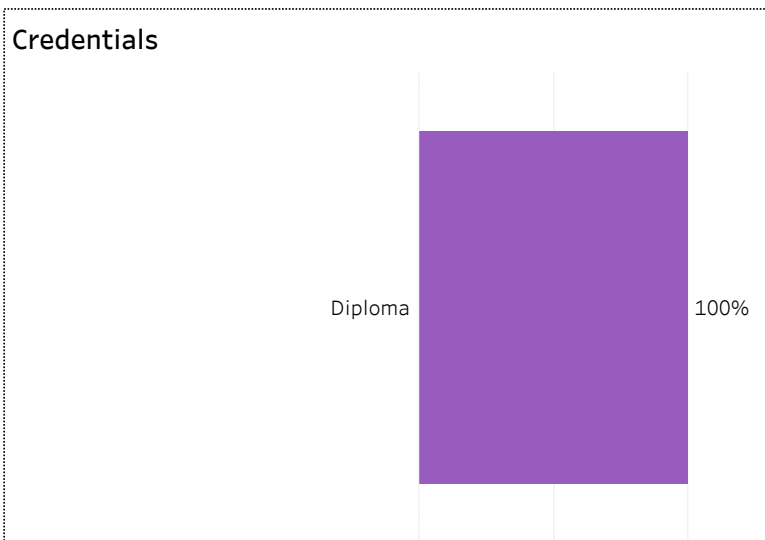
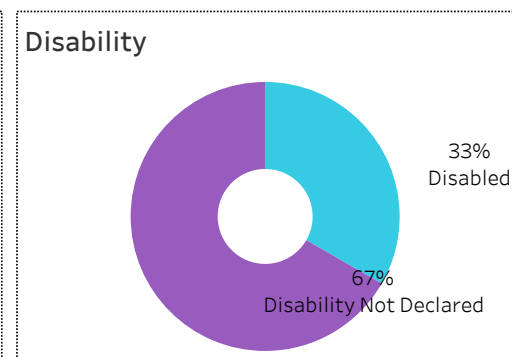

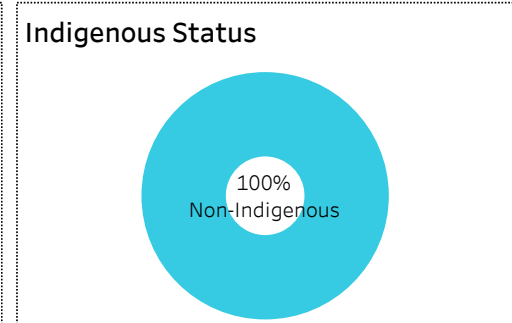
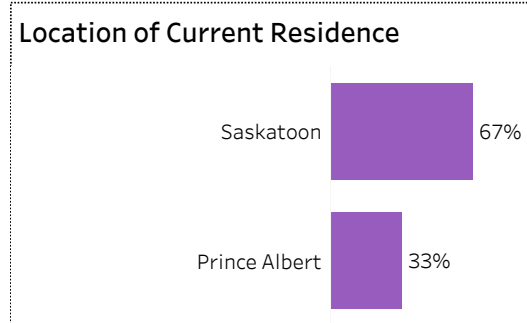


2019-20 Graduate Follow-up Survey Summary of Results (page 1/5) Respondent Profile



[Click on button to RESET Filters](#)

Number of Respondents: **3**
School: **Health Sciences** | Program: **Therapeutic Recreation** | Credential: **Diploma** | Admin Campus: **Saskatoon** |
Base/CE: **Con Ed - Sask Polytech Delivered** | Indigenous: **Non-Indigenous**





2019-20 Graduate Follow-up Survey Summary of Results (page 2/5) Graduate Employment



[Click on button to RESET Filters](#)

Number of Respondents
3

School: **Health Sciences** | Program: **Therapeutic Recreation** | Credential: **Diploma** | Admin Campus: **Saskatoon** | Base/CE: **Con Ed - Sask Polytech Delivered** | Indigenous: **Non-Indigenous**

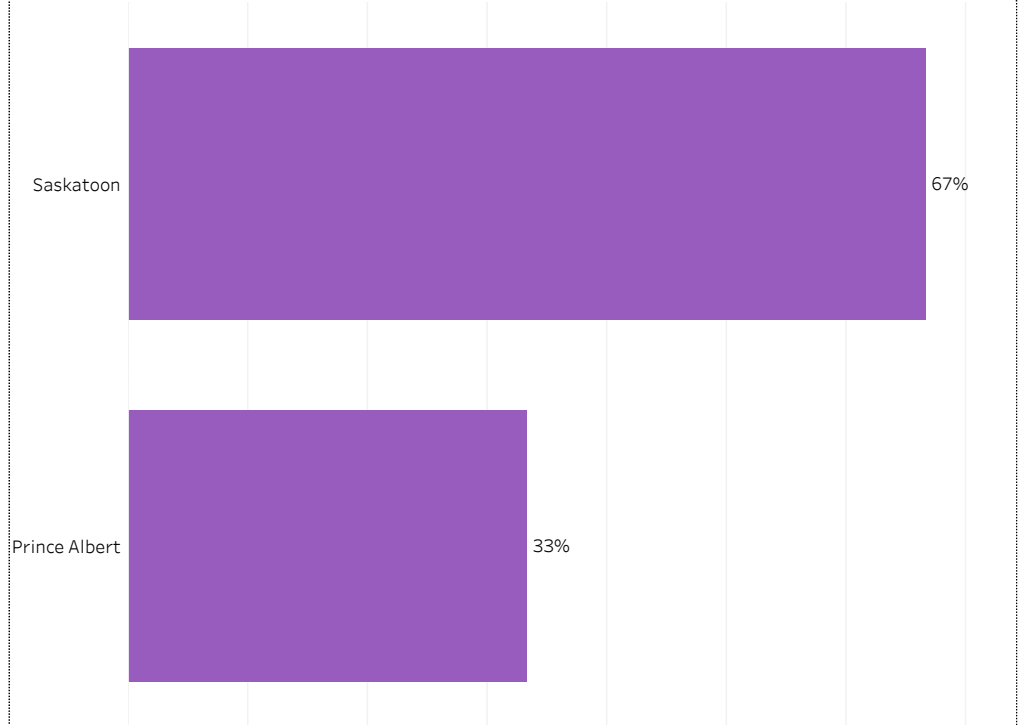
Overall Employment Rate

#Available Workforce	# of Grads Employed	Employment Rate	# of Fulltime Employed Grads	Full-time Employment Rate
3	3	100%	3	100%

Training Related (TR) Employment

#Available Workforce	# of TR Employed Grads	TR Employment Rate	# of Fulltime TR Employed Grads	Full-time TR Employment Rate
3	1	33%	1	33%


Location of Employment



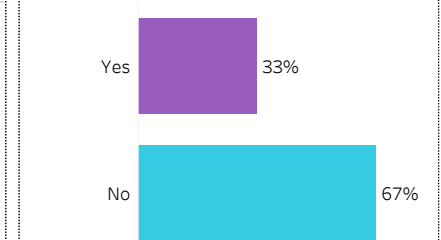
Average Salaries by Location of Employment



Average/Median Salary



Relatedness of Job to Training





2019-20 Graduate Follow-up Survey

Summary of Results (page 3/5)

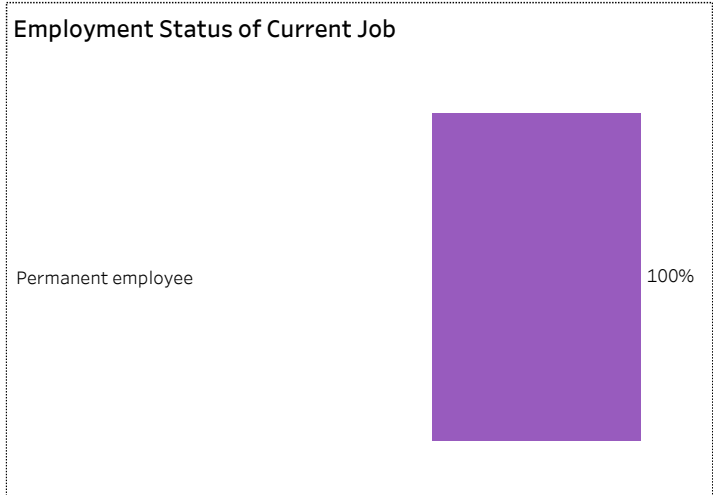
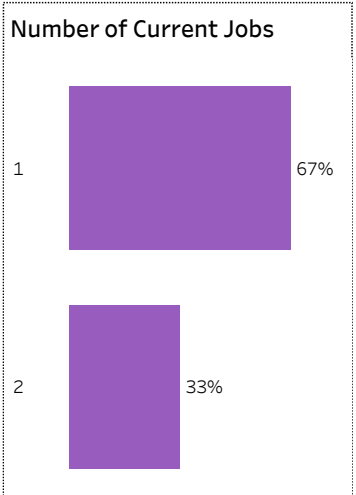

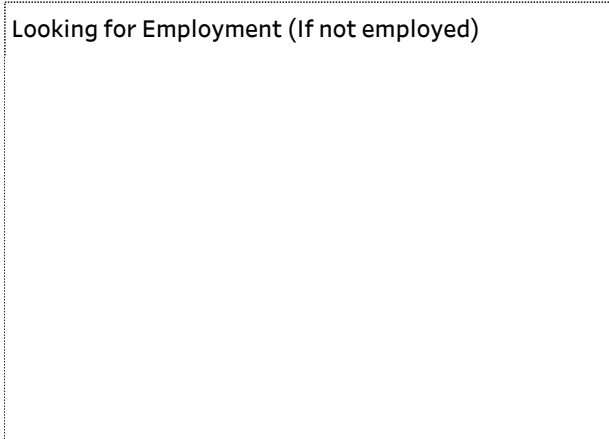
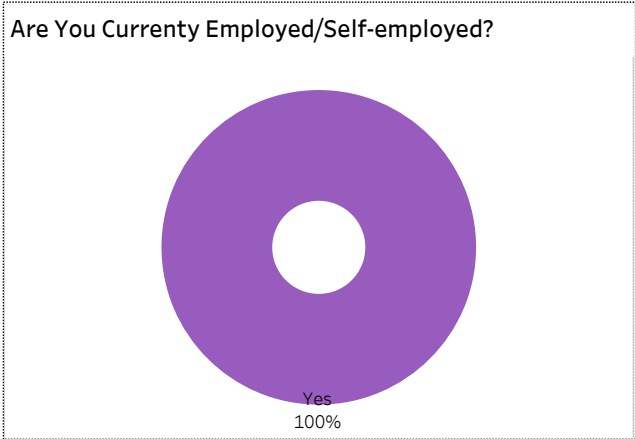
Graduate Employment (continued)



[Click on button to RESET Filters](#)

Number of Respondents: **3**

School: **Health Sciences** | Program: **Therapeutic Recreation** | Credential: **Diploma** | Admin Campus: **Saskatoon** | Base/CE: **Con Ed - Sask Polytech Delivered** | Indigenous: **Non-Indigenous**





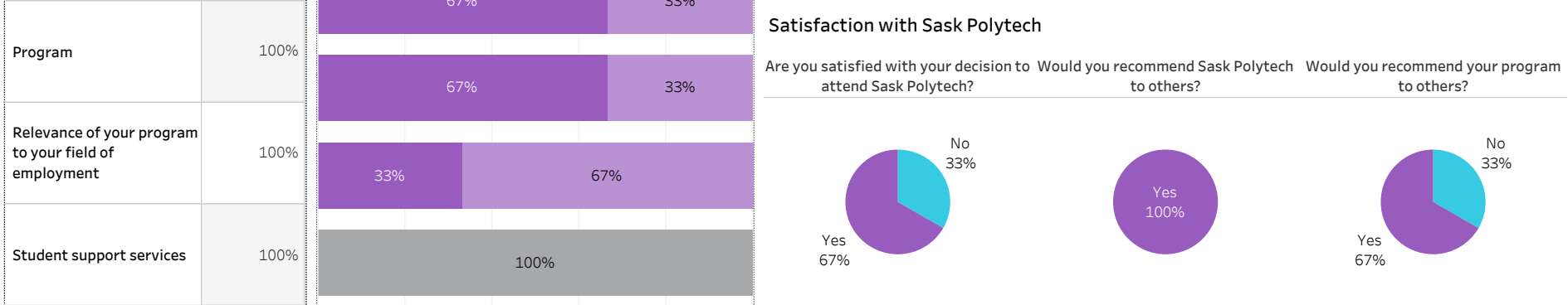
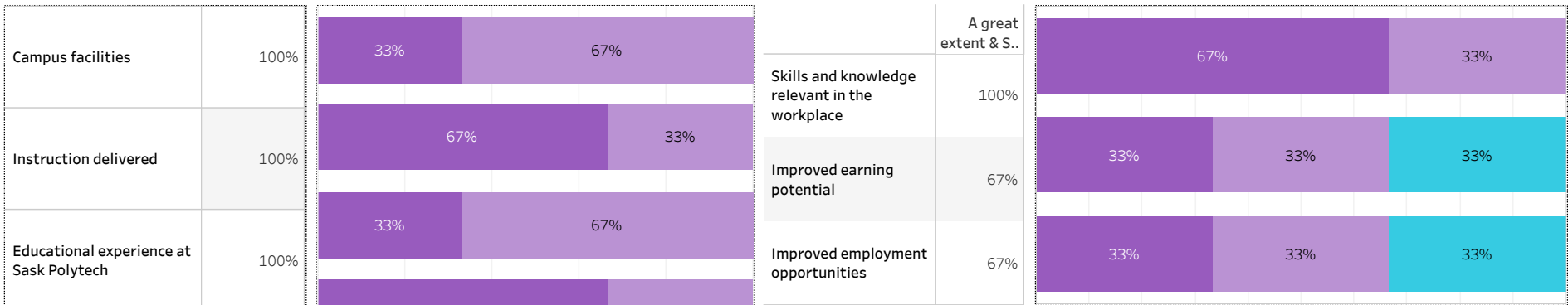
2019-20 Graduate Follow-up Survey Summary of Results (page 4/5) Satisfaction and Program Benefits



Click on button to RESET Filters

Number of Respondents 3	School: Health Sciences Program: Therapeutic Recreation Credential: Diploma Admin Campus: Saskatoon Base/CE: Con Ed - Sask Polytech Delivered Indigenous: Non-Indigenous
--	--

Level of Satisfaction	Very Satisfied & Somewhat Satisfied	<ul style="list-style-type: none"> ■ Very satisfied ■ Somewhat satisfied ■ Not sure 	Program Benefits	A Great Extent & Some Extent	<ul style="list-style-type: none"> ■ No extent at all ■ Some extent ■ A great extent
------------------------------	-------------------------------------	--	-------------------------	------------------------------	---



Institutional Research and Analysis

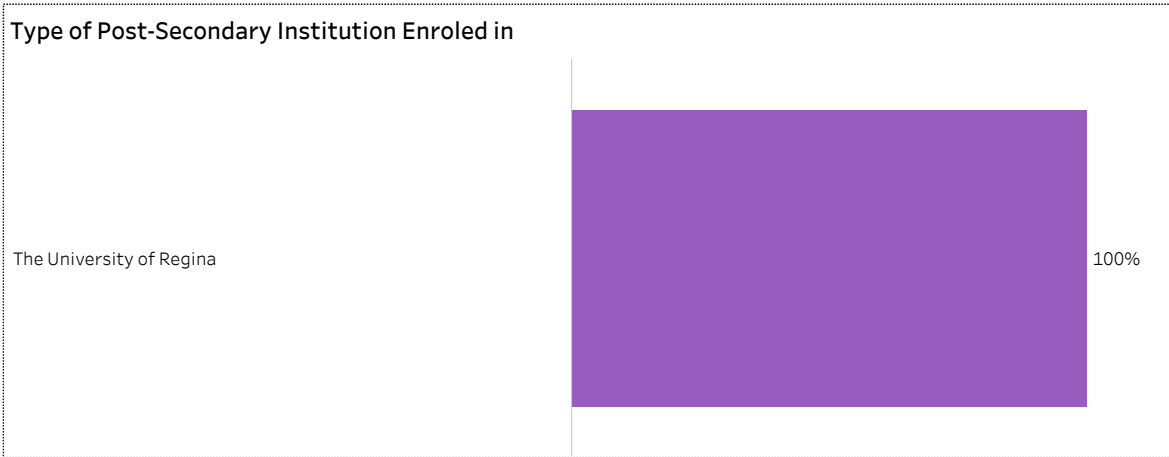
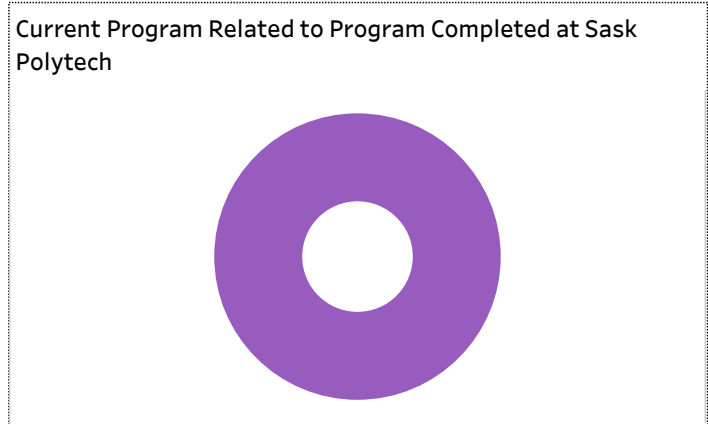
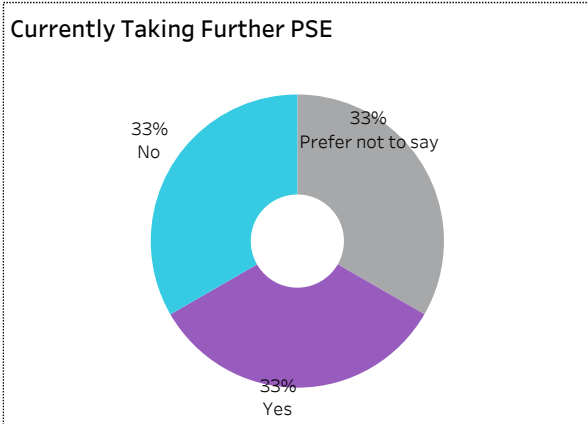


2019-20 Graduate Follow-up Survey Summary of Results (page 5/5) Further Post-Secondary Education



[Click on button to RESET Filters](#)

Number of Respondents: **3**
School: **Health Sciences** | Program: **Therapeutic Recreation** | Credential: **Diploma** | Admin Campus: **Saskatoon** | Base/CE: **Con Ed - Sask Polytech Delivered** | Indigenous: **Non-Indigenous**



Among the students who pursued further education, 25% indicated the program was not related to the one they completed at Sask Polytech. Common reasons cited by the graduates who were studying in an unrelated field were to be able to change career choice, to have more/better career choices, and difficulty of finding employment in their previous field of study.

Institutional Research and Analysis



2019-20 Graduate Follow-up Survey Summary of Results (page 1/5) Respondent Profile

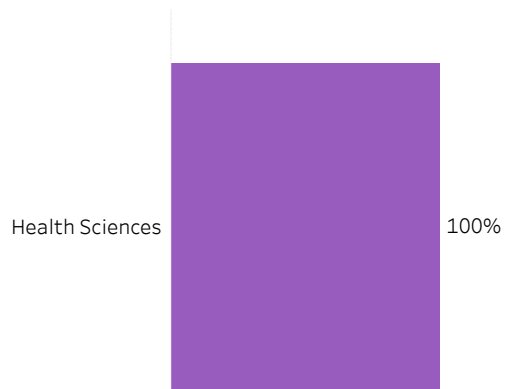


[Click on button to RESET Filters](#)

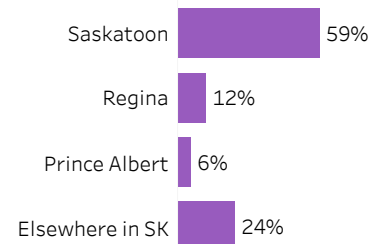
Number of Respondents
17

School: **Health Sciences** | Program: **Veterinary Technology** | Credential: **Diploma** | Admin Campus: **Saskatoon** |
Base/CE: **Base** | Indigenous: **All**

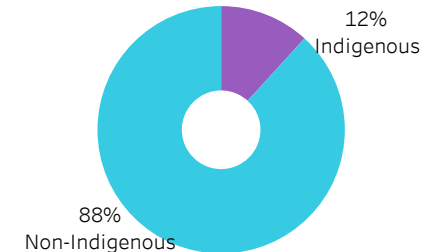
School



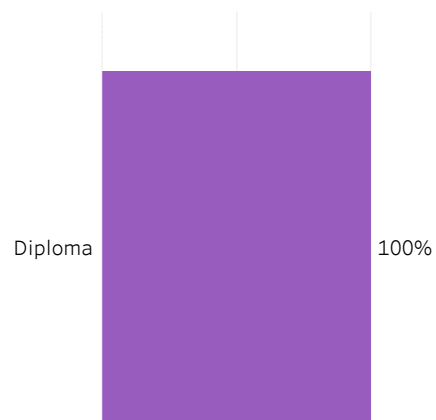
Location of Current Residence



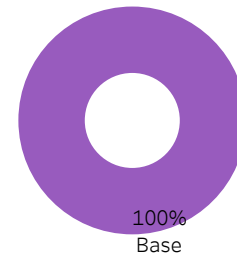
Indigenous Status



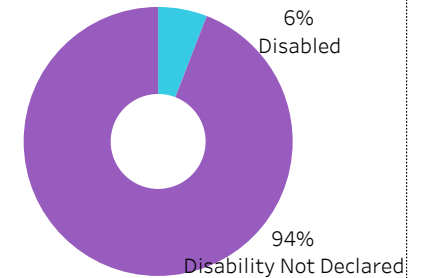
Credentials



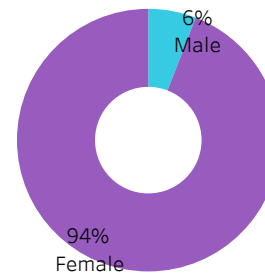
Base/CE



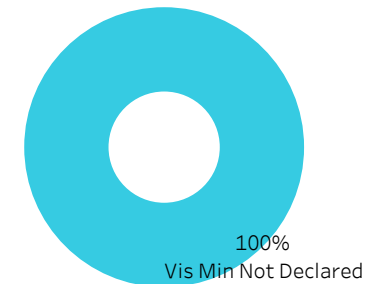
Disability



Gender



Visible Minority





2019-20 Graduate Follow-up Survey Summary of Results (page 2/5) Graduate Employment



[Click on button to RESET Filters](#)

Number of Respondents
17

School: **Health Sciences** | Program: **Veterinary Technology** | Credential: **Diploma** | Admin Campus: **Saskatoon** | Base/CE: **Base** | Indigenous: **All**

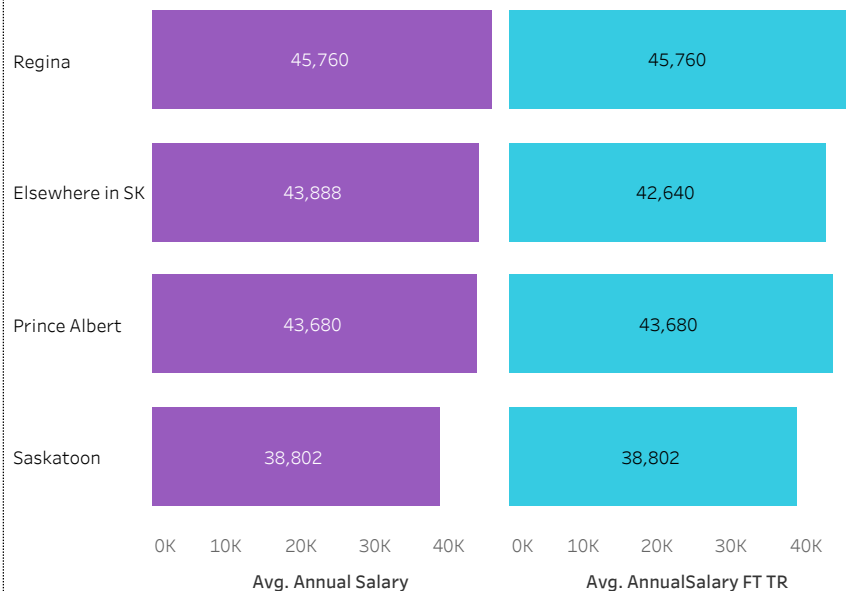
Overall Employment Rate

#Available Workforce	# of Grads Employed	Employment Rate	# of Fulltime Employed Grads	Full-time Employment Rate
16	16	100%	16	100%

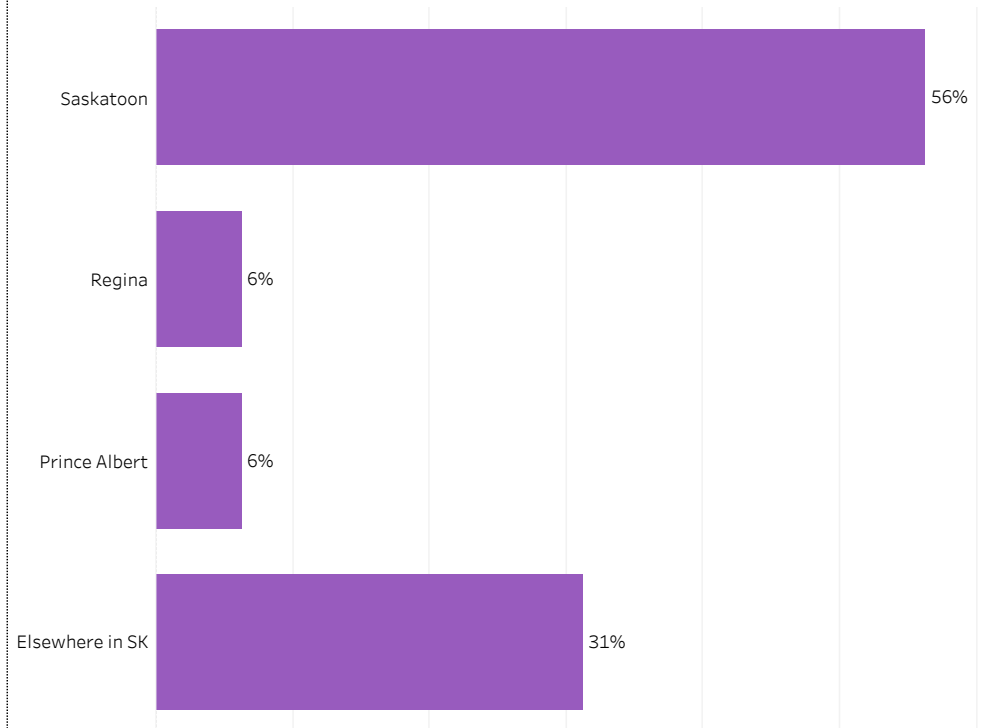
Training Related (TR) Employment

#Available Workforce	# of TR Employed Grads	TR Employment Rate	# of Fulltime TR Employed Grads	Full-time TR Employment Rate
16	14	88%	14	88%

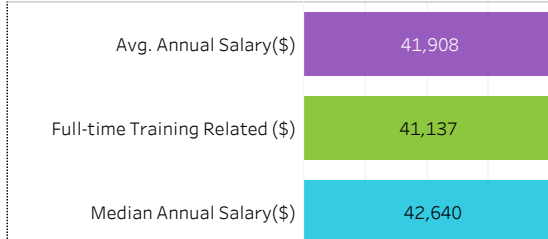
Average Salaries by Location of Employment



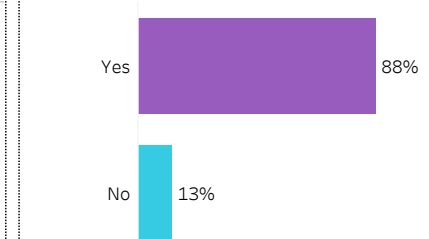
Location of Employment



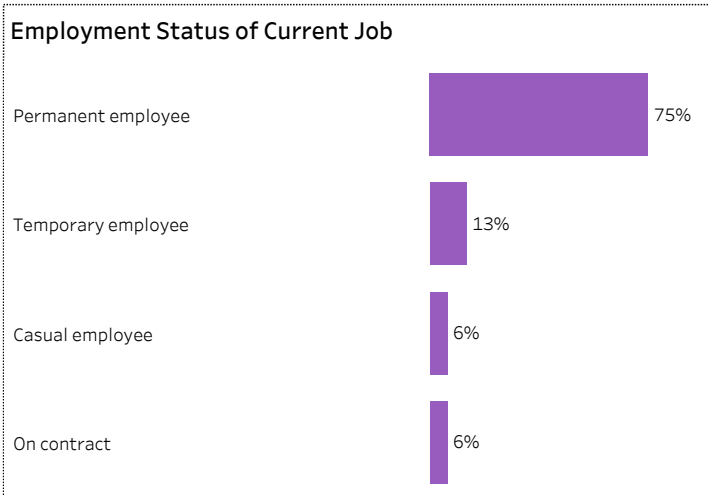
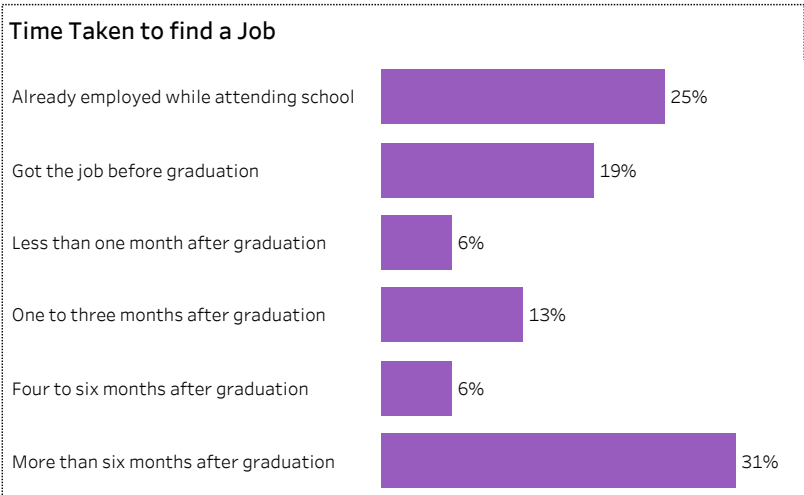
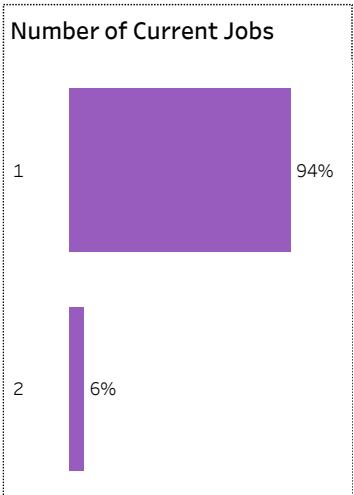
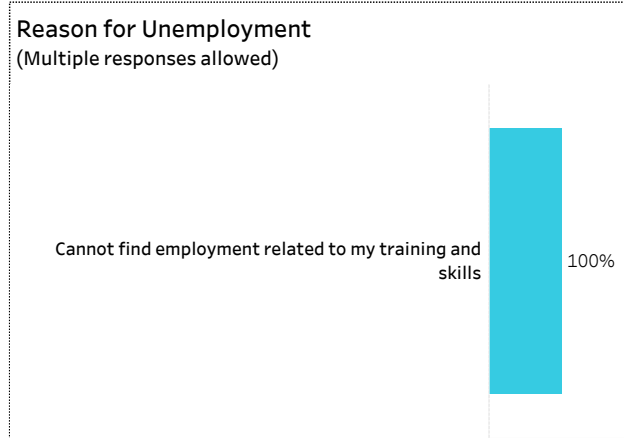
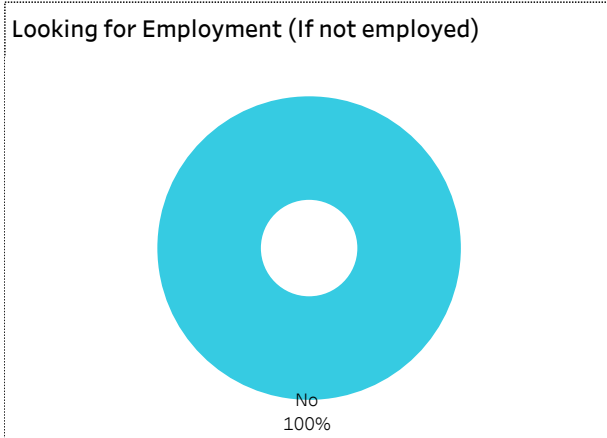
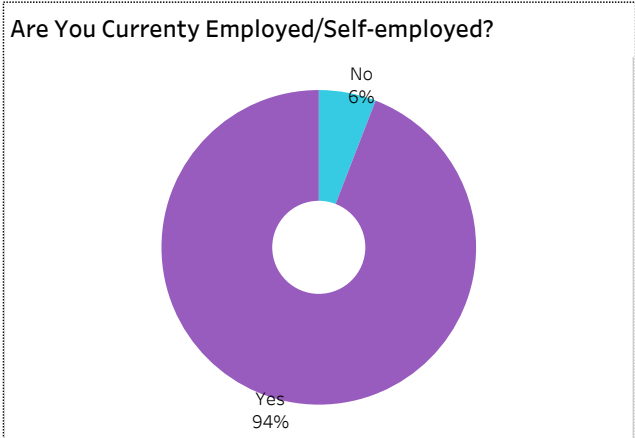
Average/Median Salary



Relatedness of Job to Training



Number of Respondents: **17** | School: **Health Sciences** | Program: **Veterinary Technology** | Credential: **Diploma** | Admin Campus: **Saskatoon** | Base/CE: **Base** | Indigenous: **All**





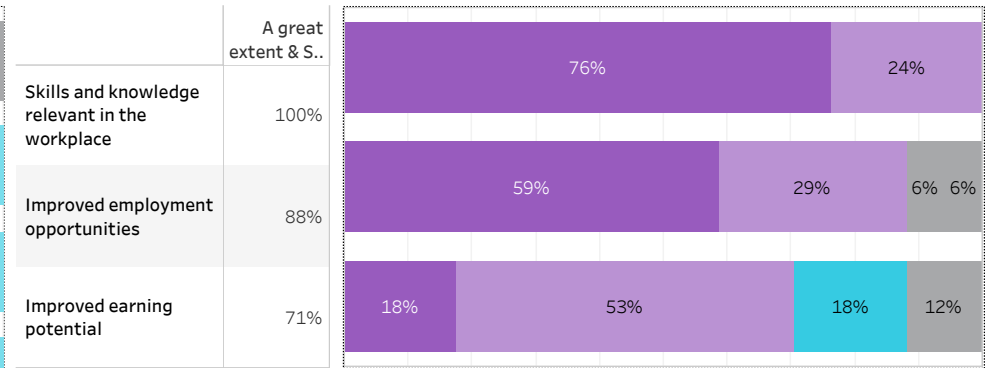
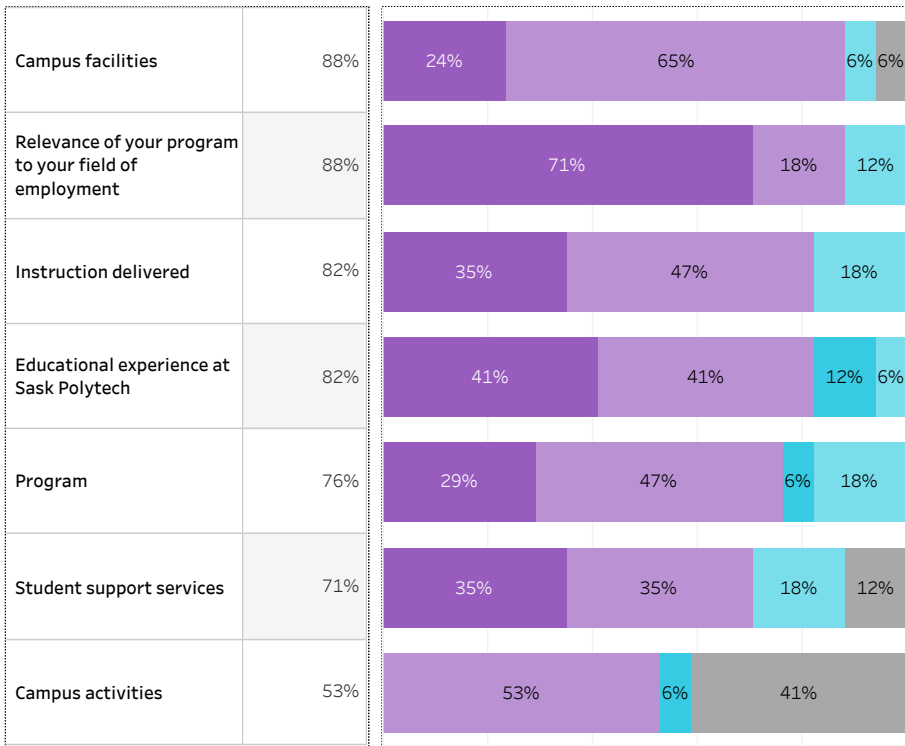
2019-20 Graduate Follow-up Survey Summary of Results (page 4/5) Satisfaction and Program Benefits



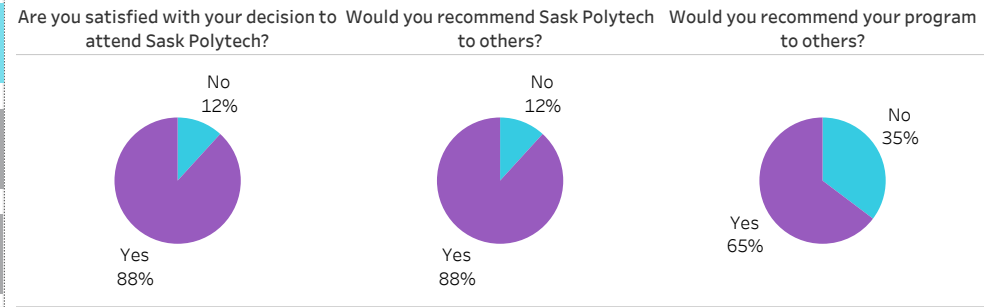
Click on button to RESET Filters

Number of Respondents 17	School: Health Sciences Program: Veterinary Technology Credential: Diploma Admin Campus: Saskatoon Base/CE: Base Indigenous: All
------------------------------------	---

Level of Satisfaction	Very Satisfied & Somewhat Satisfied	<ul style="list-style-type: none"> Very satisfied Somewhat satisfied Very dissatisfied Somewhat dissatisfied Not sure 	Program Benefits	A Great Extent & Some Extent	<ul style="list-style-type: none"> A great extent Some extent No extent at all Not sure Not applicable
------------------------------	-------------------------------------	--	-------------------------	------------------------------	---



Satisfaction with Sask Polytech



Institutional Research and Analysis

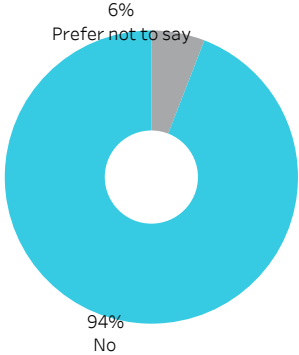


2019-20 Graduate Follow-up Survey Summary of Results (page 5/5) Further Post-Secondary Education



[Click on button to RESET Filters](#)

Number of Respondents 17	School: Health Sciences Program: Veterinary Technology Credential: Diploma Admin Campus: Saskatoon Base/CE: Base Indigenous: All
------------------------------------	---

Currently Taking Further PSE  <table border="1"><tr><th>Response</th><th>Percentage</th></tr><tr><td>No</td><td>94%</td></tr><tr><td>Prefer not to say</td><td>6%</td></tr></table>	Response	Percentage	No	94%	Prefer not to say	6%	Enrolment Status	Current Program Related to Program Completed at Sask Polytech
Response	Percentage							
No	94%							
Prefer not to say	6%							

Type of Post-Secondary Institution Enroled in
--

Among the students who pursued further education, 25% indicated the program was not related to the one they completed at Sask Polytech. Common reasons cited by the graduates who were studying in an unrelated field were to be able to change career choice, to have more/better career choices, and difficulty of finding employment in their previous field of study.

Institutional Research and Analysis



School of Hospitality & Tourism



2019-20 Graduate Follow-up Survey Summary of Results (page 1/5) Respondent Profile

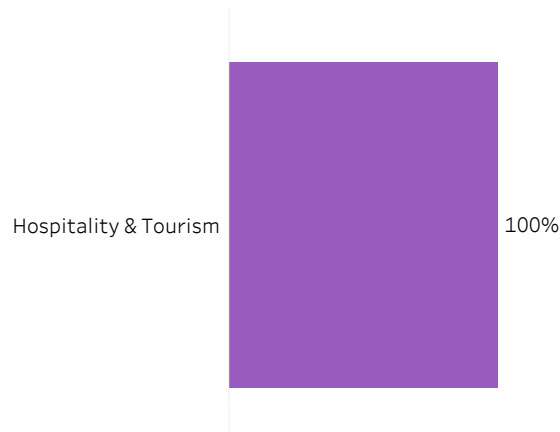


[Click on button to RESET Filters](#)

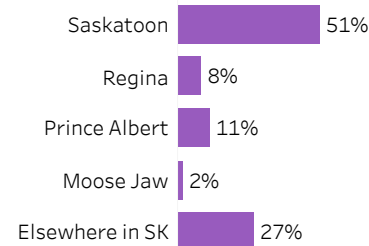
Number of Respondents
106

School: **Hospitality & Tourism** | Program: **All** | Credential: **All** | Admin Campus: **All** | Base/CE: **All** | Indigenous: **All**

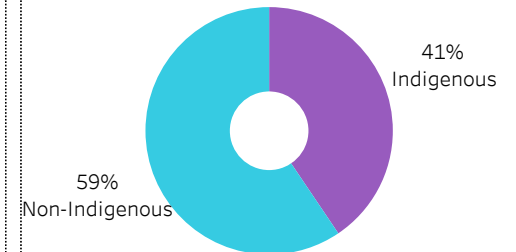
School



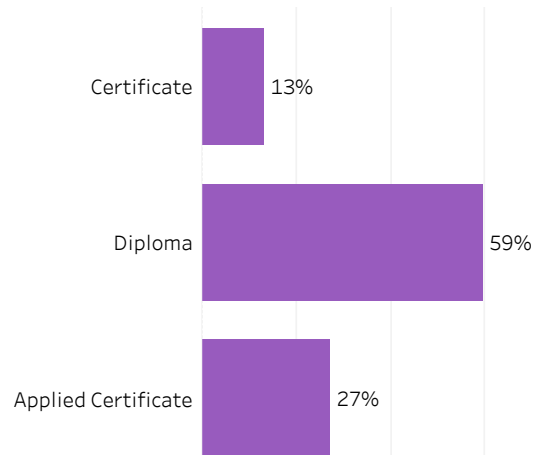
Location of Current Residence



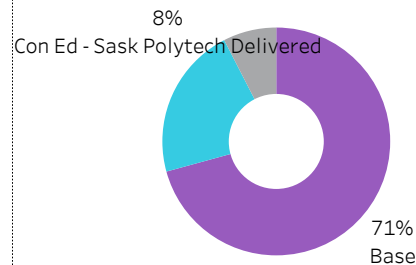
Indigenous Status



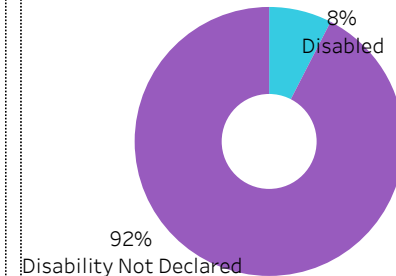
Credentials



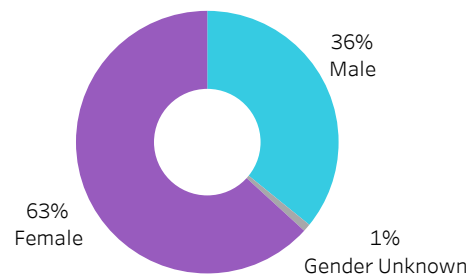
Base/CE



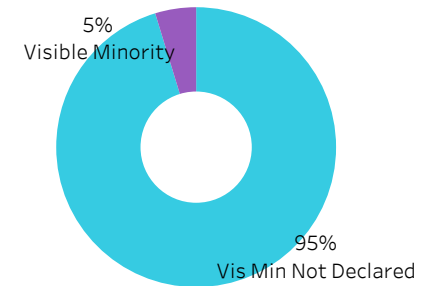
Disability



Gender



Visible Minority



Institutional Research and Analysis



2019-20 Graduate Follow-up Survey Summary of Results (page 2/5) Graduate Employment



[Click on button to RESET Filters](#)

Number of Respondents
106

School: **Hospitality & Tourism** | Program: **All** | Credential: **All** | Admin Campus: **All** | Base/CE: **All** | Indigenous: **All**

Overall Employment Rate

#Available Workforce	# of Grads Employed	Employment Rate	# of Fulltime Employed Grads	Full-time Employment Rate
94	82	87%	62	66%

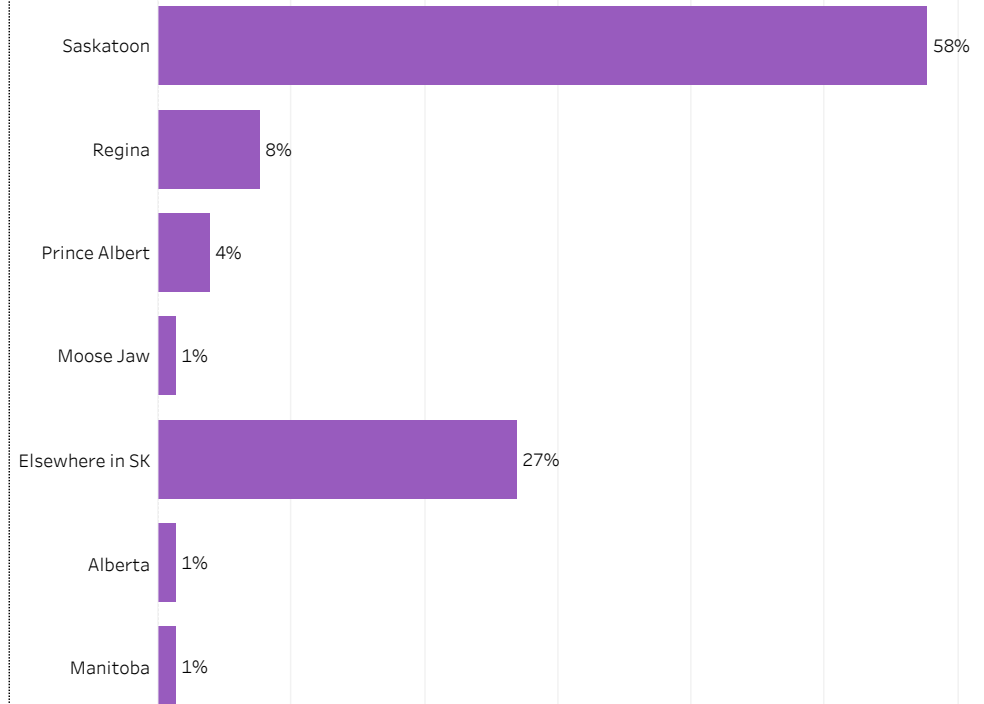
Training Related (TR) Employment

#Available Workforce	# of TR Employed Grads	TR Employment Rate	# of Fulltime TR Employed Grads	Full-time Training Related Employment Rate
94	60	64%	43	46%

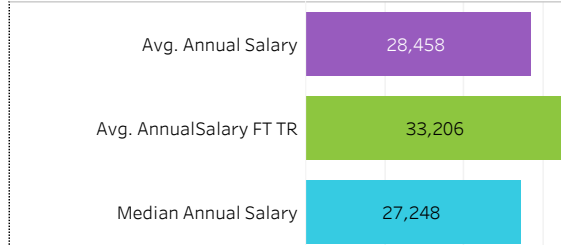
Average Salaries by Location of Employment



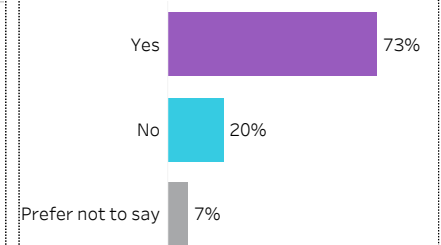
Location of Employment



Average/Median Salary



Relatedness of Job to Training



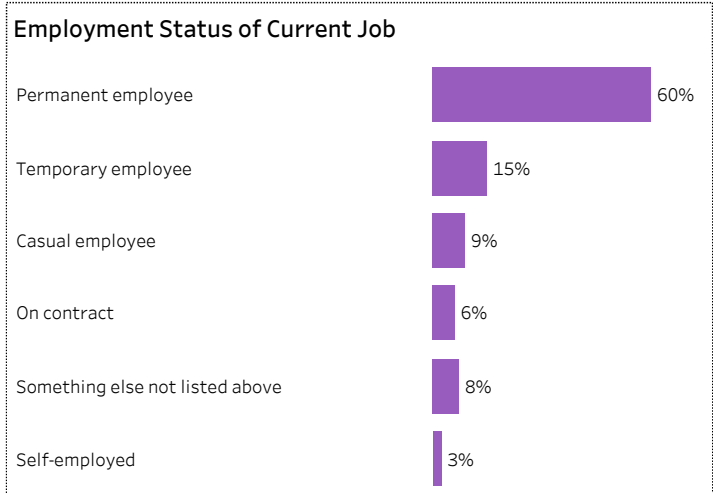
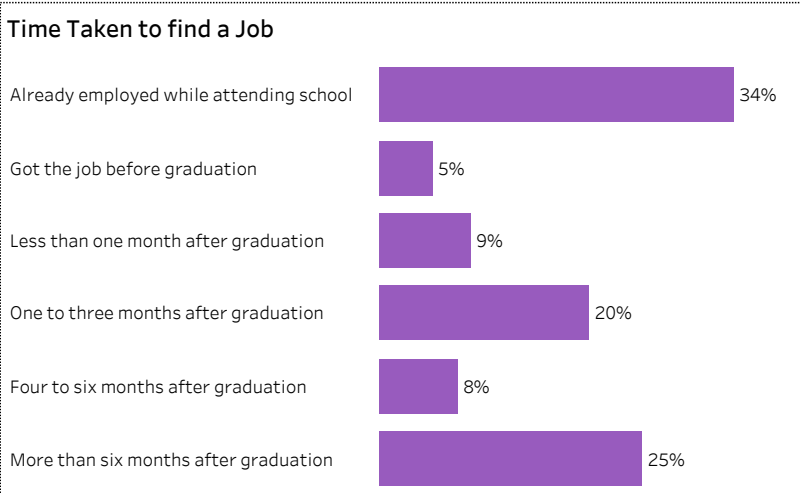
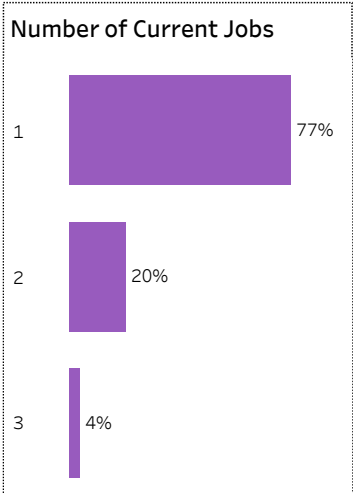
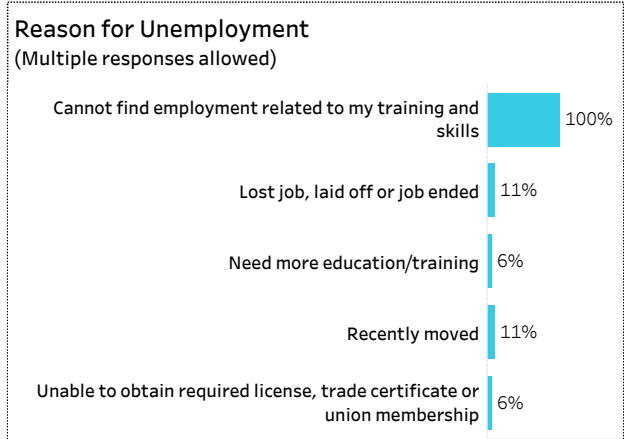
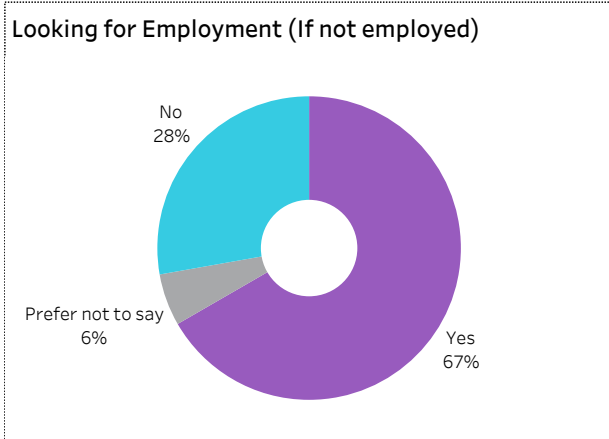
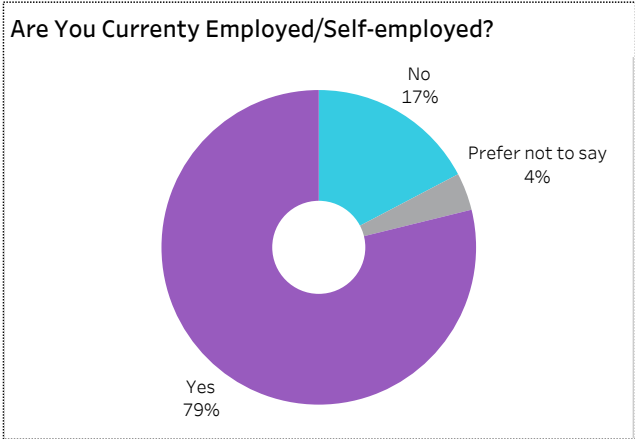


2019-20 Graduate Follow-up Survey Summary of Results (page 3/5) Graduate Employment (continued)



[Click on button to RESET Filters](#)

Number of Respondents **106** | School: **Hospitality & Tourism** | Program: **All** | Credential: **All** | Admin Campus: **All** | Base/CE: **All** | Indigenous: **All**





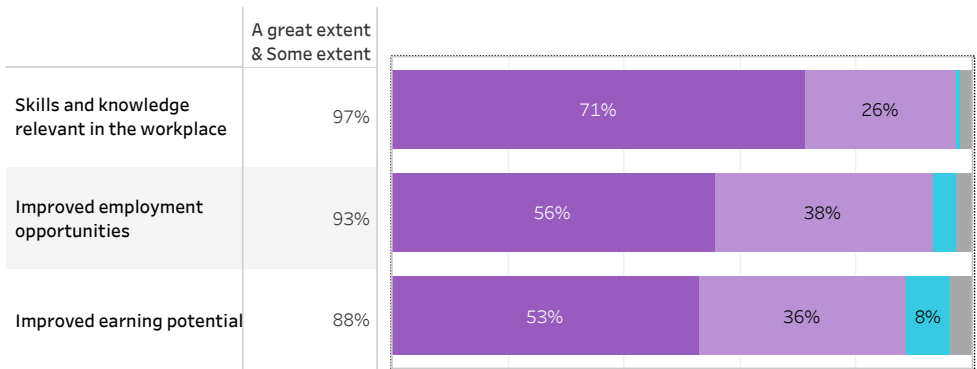
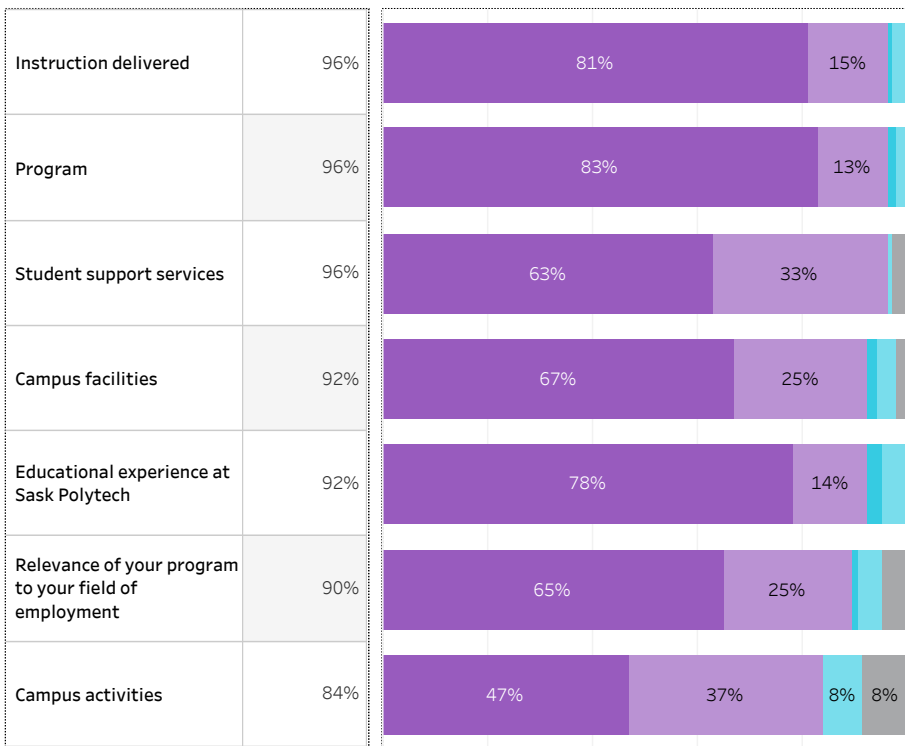
2019-20 Graduate Follow-up Survey Summary of Results (page 4/5) Satisfaction and Program Benefits



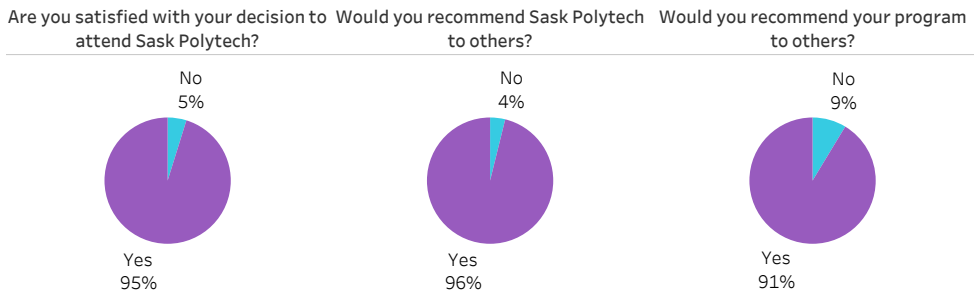
Click on button to RESET Filters

Number of Respondents 106	School: Hospitality & Tourism Program: All Credential: All Admin Campus: All Base/CE: All Indigenous: All
-------------------------------------	---

Level of Satisfaction	Very Satisfied & Somewhat Satisfied	Very Satisfied	Somewhat satisfied	Very dissatisfied	Somewhat dissatisfied	Not sure	Program Benefits	A Great Extent & Some Extent	A Great Extent	Some extent	No extent at all	Not sure	Not applicable
-----------------------	-------------------------------------	----------------	--------------------	-------------------	-----------------------	----------	------------------	------------------------------	----------------	-------------	------------------	----------	----------------



Satisfaction with Sask Polytech



Institutional Research and Analysis

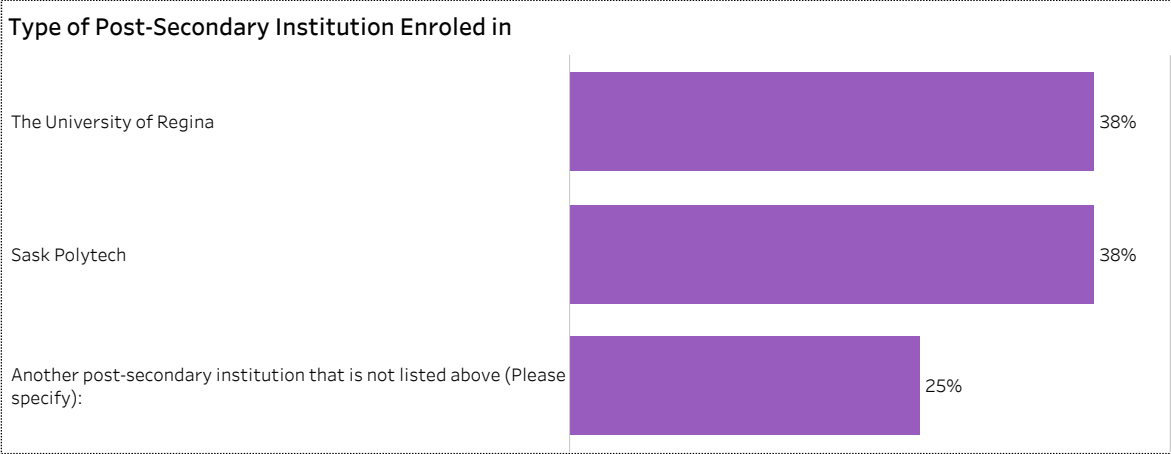
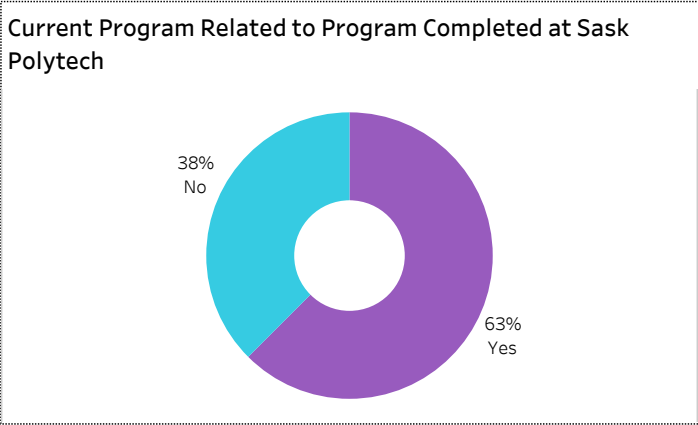
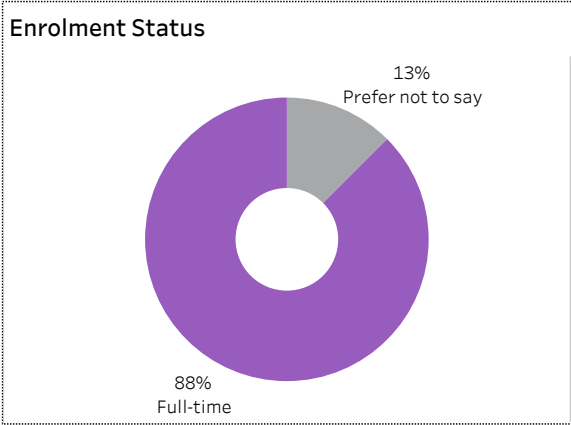
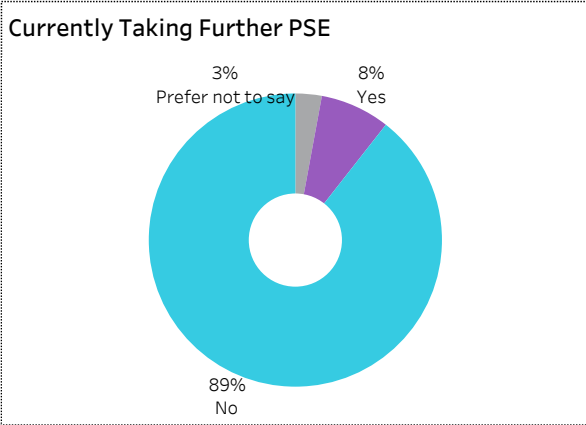


2019-20 Graduate Follow-up Survey Summary of Results (page 5/5) Further Post-Secondary Education



[Click on button to RESET Filters](#)

Number of Respondents: **106**
School: **Hospitality & Tourism** | Program: **All** | Credential: **All** | Admin Campus: **All** | Base/CE: **All** | Indigenous: **All**



Among the students who pursued further education, 25% indicated the program was not related to the one they completed at Sask Polytech. Common reasons cited by the graduates who were studying in an unrelated field were to be able to change career choice, to have more/better career choices, and difficulty of finding employment in their previous field of study.

Institutional Research and Analysis

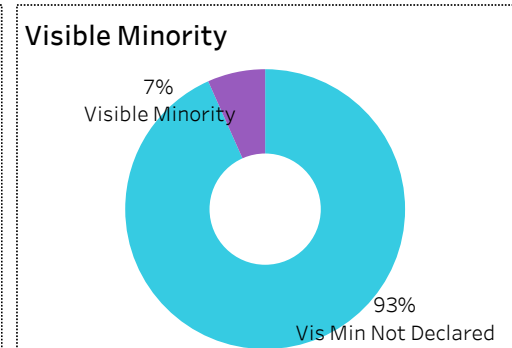
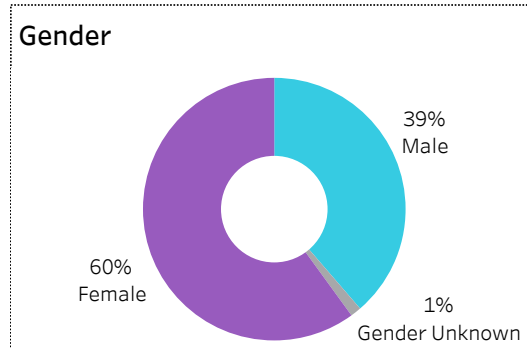
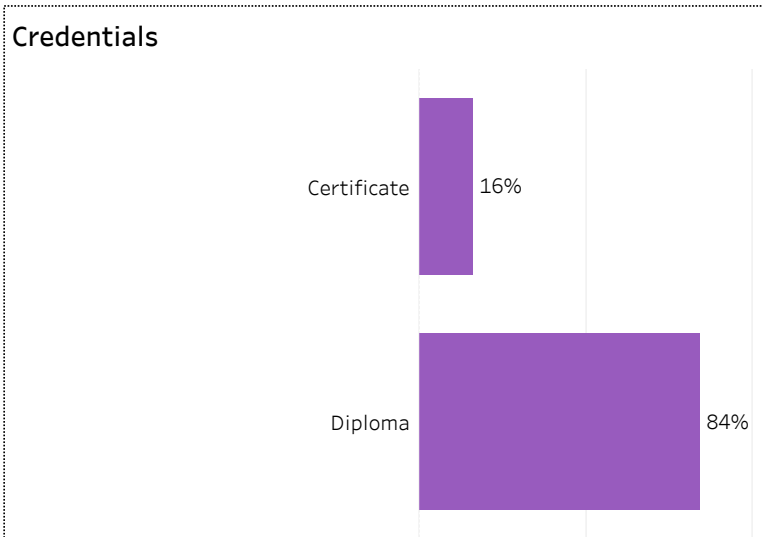
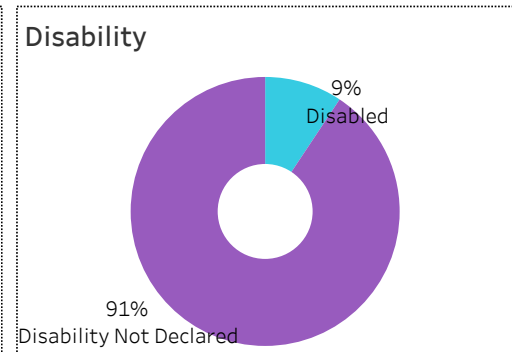

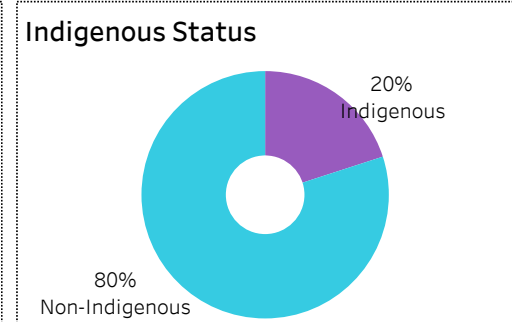
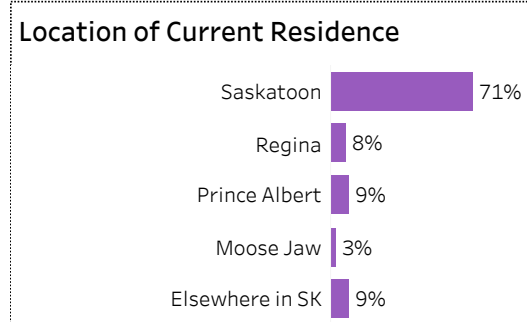


2019-20 Graduate Follow-up Survey Summary of Results (page 1/5) Respondent Profile



[Click on button to RESET Filters](#)

Number of Respondents: **75**
School: **Hospitality & Tourism** | Program: **All** | Credential: **All** | Admin Campus: **All** | Base/CE: **Base** | Indigenous: **All**





2019-20 Graduate Follow-up Survey Summary of Results (page 2/5) Graduate Employment



[Click on button to RESET Filters](#)

Number of Respondents
75

School: **Hospitality & Tourism** | Program: **All** | Credential: **All** | Admin Campus: **All** | Base/CE: **Base** | Indigenous: **All**

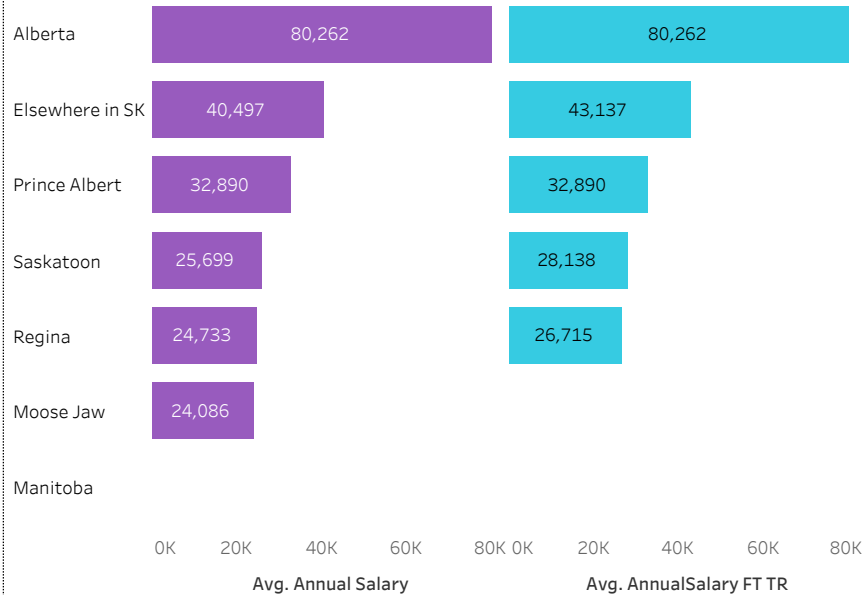
Overall Employment Rate

#Available Workforce	# of Grads Employed	Employment Rate	# of Fulltime Employed Grads	Full-time Employment Rate
69	65	94%	49	71%

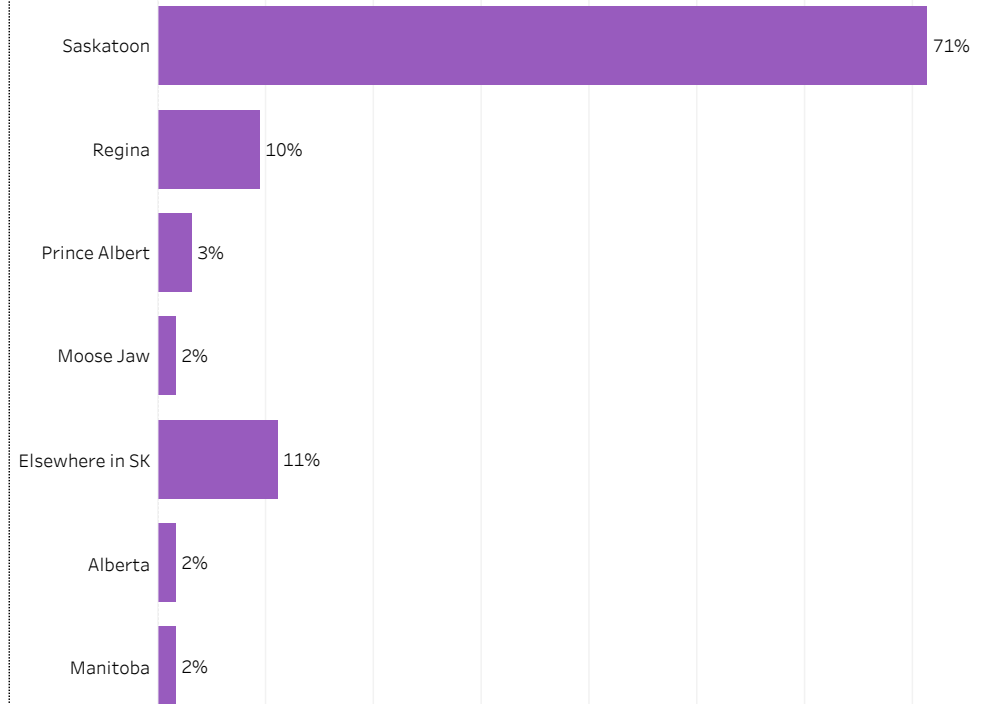
Training Related (TR) Employment

#Available Workforce	# of TR Employed Grads	TR Employment Rate	# of Fulltime TR Employed Grads	Full-time Training Related Employment Rate
69	51	74%	36	52%

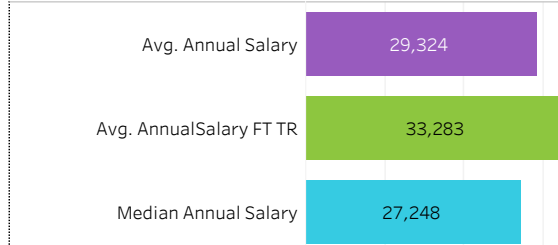
Average Salaries by Location of Employment



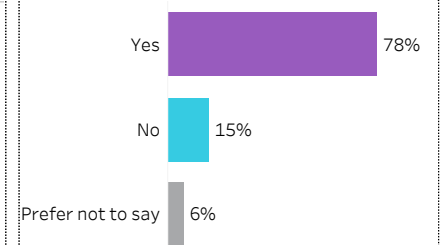
Location of Employment



Average/Median Salary



Relatedness of Job to Training



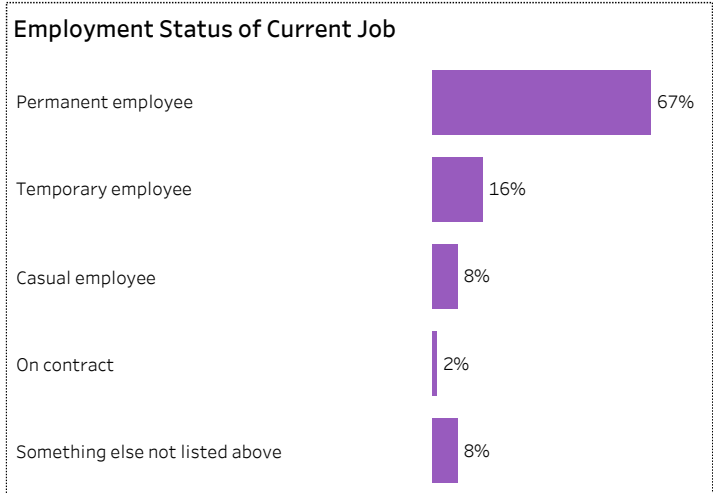
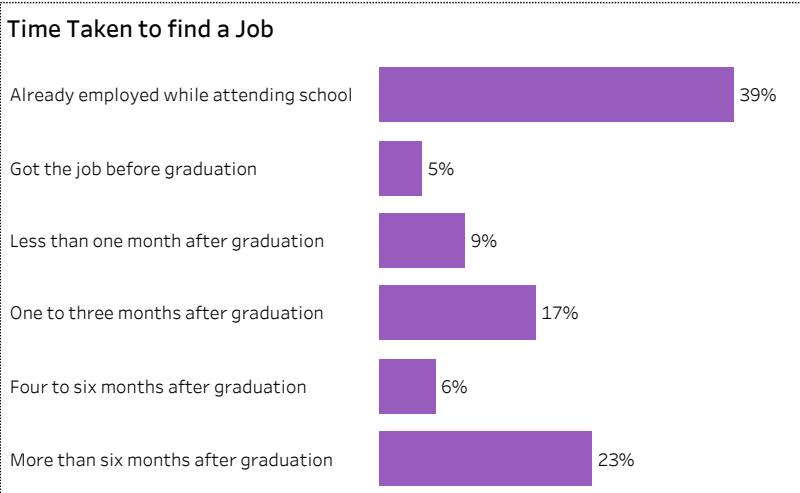
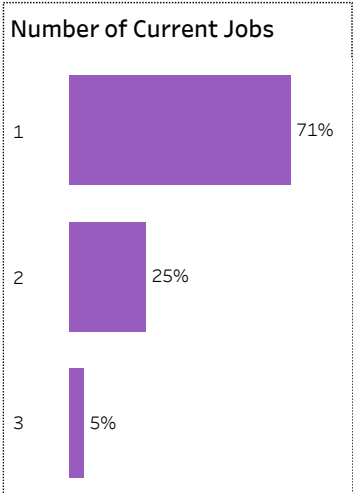
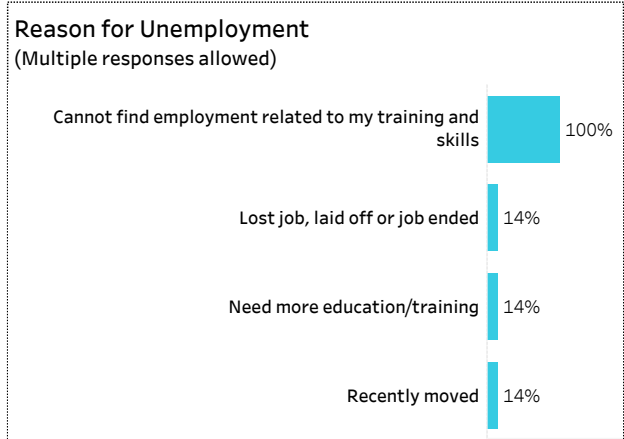
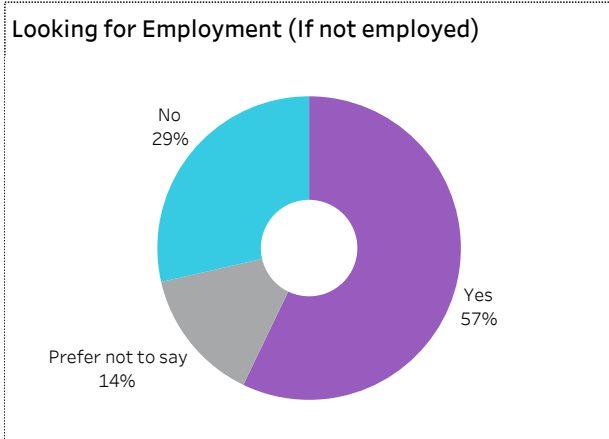
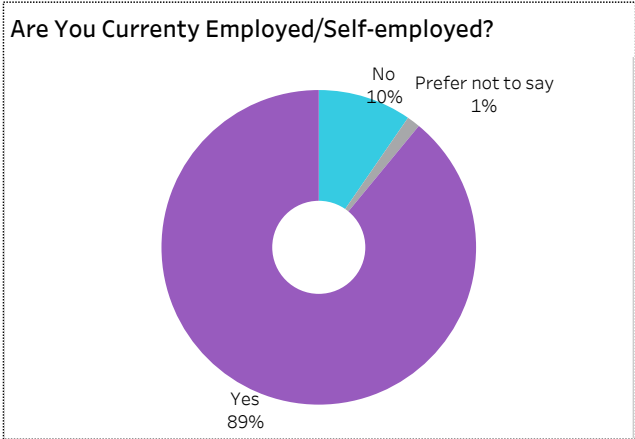


2019-20 Graduate Follow-up Survey Summary of Results (page 3/5) Graduate Employment (continued)



[Click on button to RESET Filters](#)

Number of Respondents **75** | School: **Hospitality & Tourism** | Program: **All** | Credential: **All** | Admin Campus: **All** | Base/CE: **Base** | Indigenous: **All**





2019-20 Graduate Follow-up Survey Summary of Results (page 4/5) Satisfaction and Program Benefits



[Click on button to RESET Filters](#)

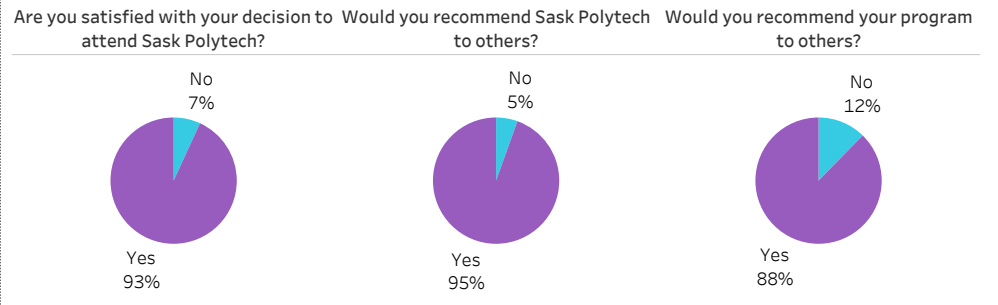
Number of Respondents 75	School: Hospitality & Tourism Program: All Credential: All Admin Campus: All Base/CE: Base Indigenous: All
--	--

Level of Satisfaction	Very Satisfied & Somewhat Satisfied	Very satisfied Somewhat satisfied Very dissatisfied Somewhat dissatisfied	Not sure	Program Benefits	A Great Extent & Some Extent	No extent at all Some extent A great extent
-----------------------	-------------------------------------	--	----------	------------------	------------------------------	---

Instruction delivered	96%	77%	19%	4%
Program	96%	80%	16%	4%
Student support services	95%	57%	37%	6%
Relevance of your program to your field of employment	92%	68%	24%	8%
Campus facilities	91%	63%	28%	9%
Educational experience at Sask Polytech	91%	75%	16%	9%
Campus activities	80%	44%	36%	11%

A Great Extent & Some Extent	A great extent & Some extent	99%	71%	27%
Skills and knowledge relevant in the workplace	97%	53%	44%	3%
Improved employment opportunities	89%	48%	41%	8%

Satisfaction with Sask Polytech



Institutional Research and Analysis



2019-20 Graduate Follow-up Survey Summary of Results (page 5/5) Further Post-Secondary Education

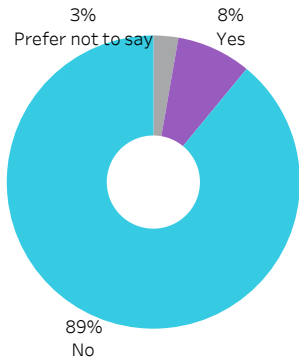


[Click on button to RESET Filters](#)


Number of Respondents
75

School: **Hospitality & Tourism** | Program: **All** | Credential: **All** | Admin Campus: **All** | Base/CE: **Base** | Indigenous: **All**

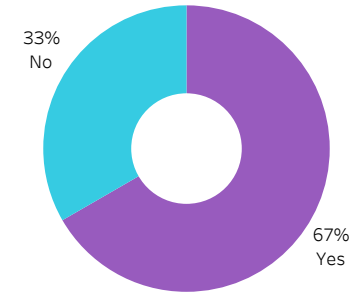
Currently Taking Further PSE



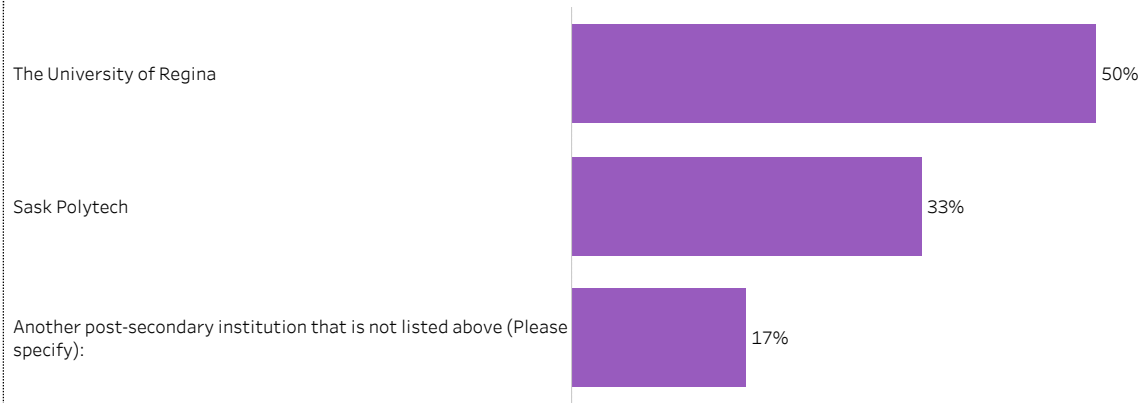
Enrolment Status



Current Program Related to Program Completed at Sask Polytech



Type of Post-Secondary Institution Enroled in



Among the students who pursued further education, 25% indicated the program was not related to the one they completed at Sask Polytech. Common reasons cited by the graduates who were studying in an unrelated field were to be able to change career choice, to have more/better career choices, and difficulty of finding employment in their previous field of study.

Institutional Research and Analysis

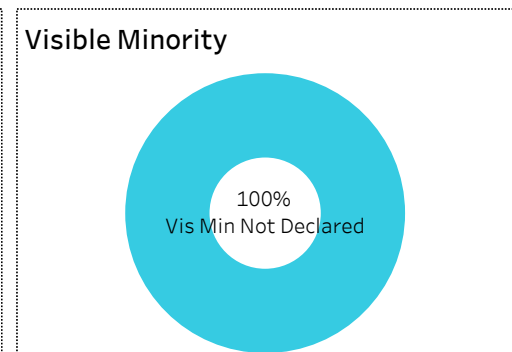
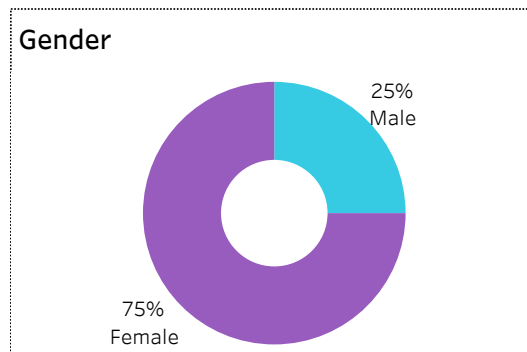
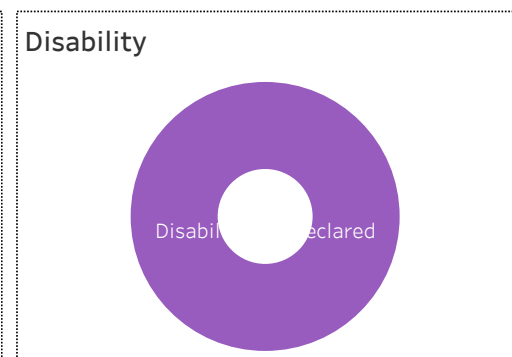

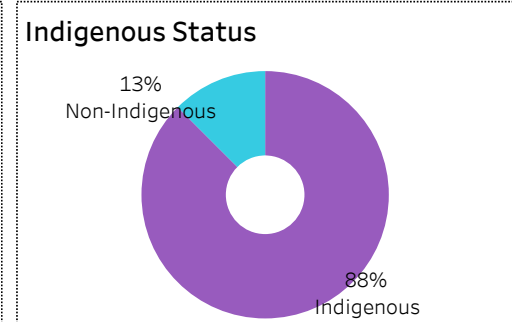
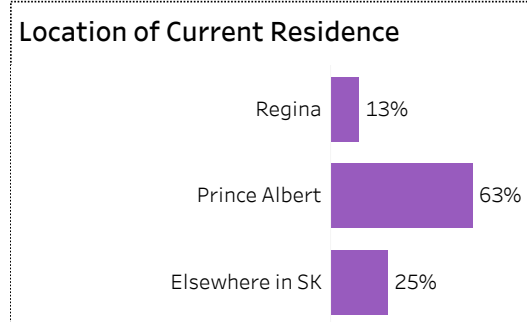


2019-20 Graduate Follow-up Survey Summary of Results (page 1/5) Respondent Profile



[Click on button to RESET Filters](#)

Number of Respondents: **8**
School: **Hospitality & Tourism** | Program: **All** | Credential: **Applied Certificate** | Admin Campus: **Prince Albert** |
Base/CE: **Con Ed - Sask Polytech Delivered** | Indigenous: **All**





2019-20 Graduate Follow-up Survey Summary of Results (page 2/5) Graduate Employment



[Click on button to RESET Filters](#)

Number of Respondents
8

School: **Hospitality & Tourism** | Program: **All** | Credential: **Applied Certificate** | Admin Campus: **Prince Albert** | Base/CE: **Con Ed - Sask Polytech Delivered** | Indigenous: **All**

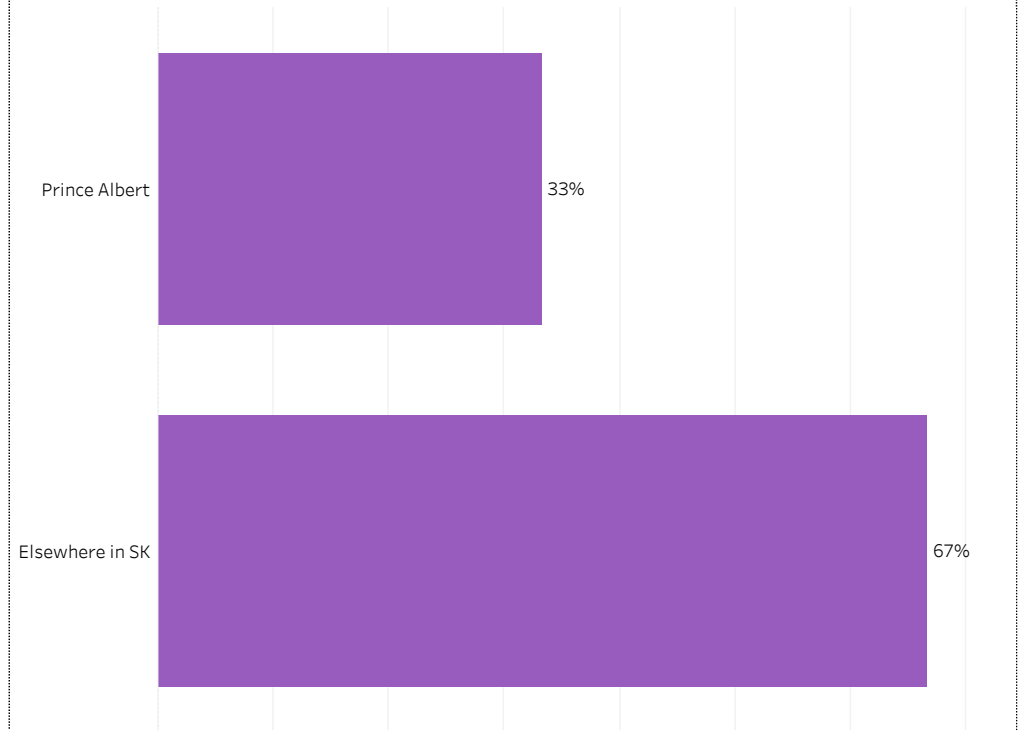
Overall Employment Rate

#Available Workforce	# of Grads Employed	Employment Rate	# of Fulltime Employed Grads	Full-time Employment Rate
6	4	67%	3	50%

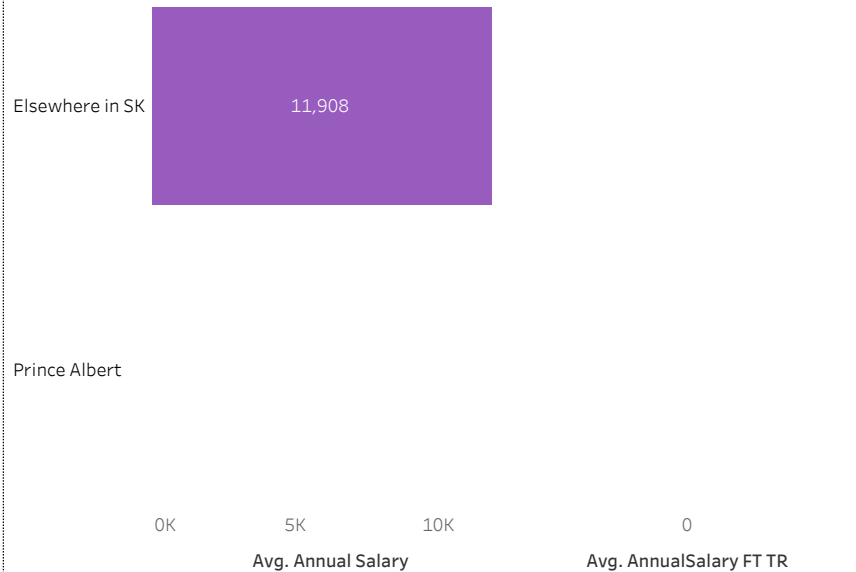
Training Related (TR) Employment

#Available Workforce	# of TR Employed Grads	TR Employment Rate	# of Fulltime TR Employed Grads	Full-time Training Related Employment Rate
6	3	50%	3	50%

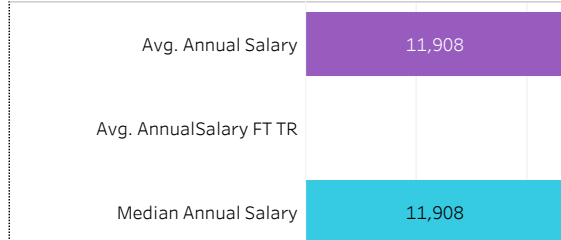
Location of Employment



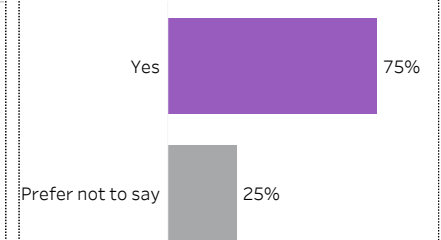
Average Salaries by Location of Employment



Average/Median Salary



Relatedness of Job to Training



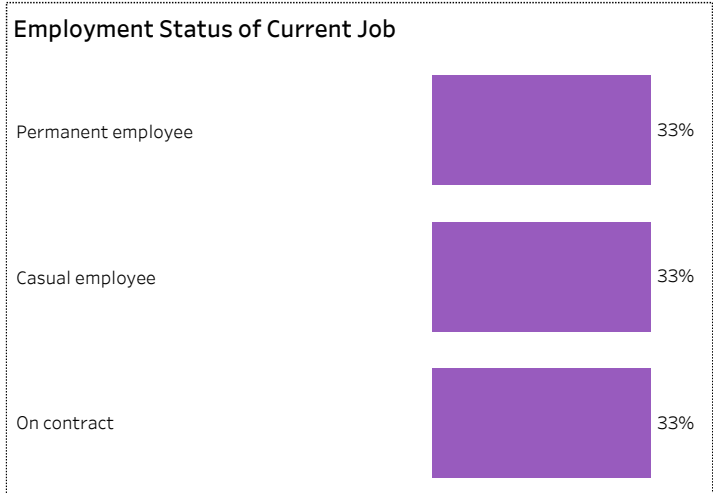
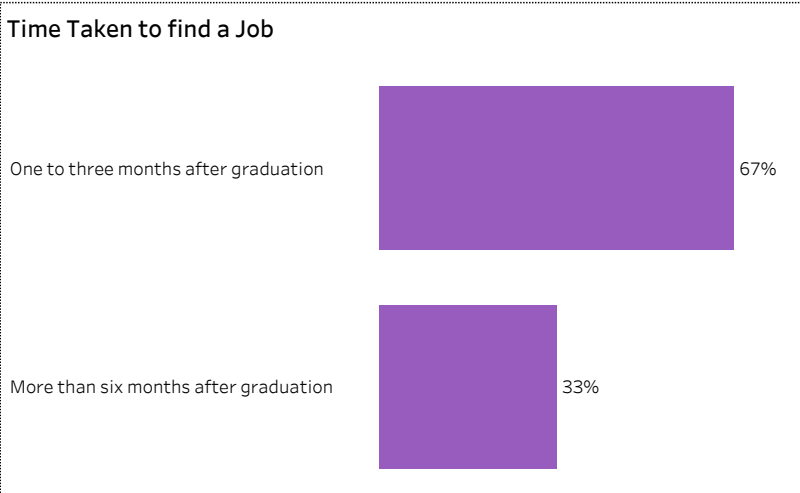
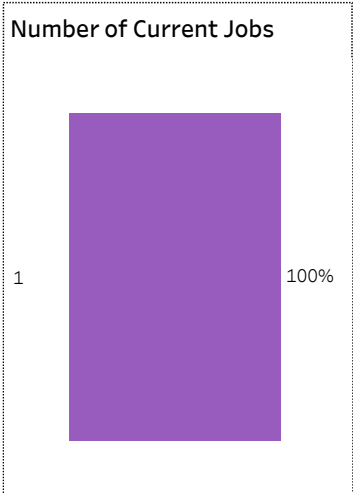
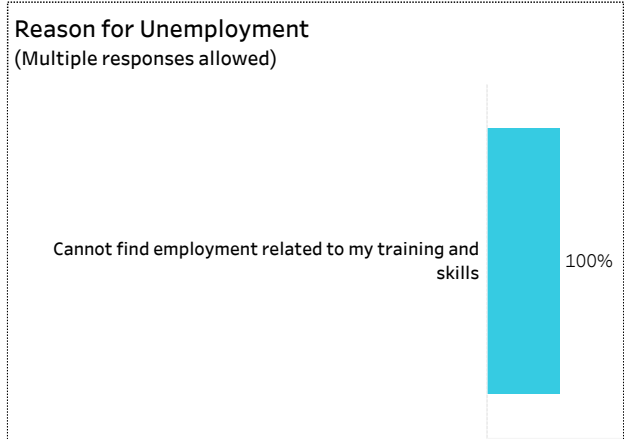
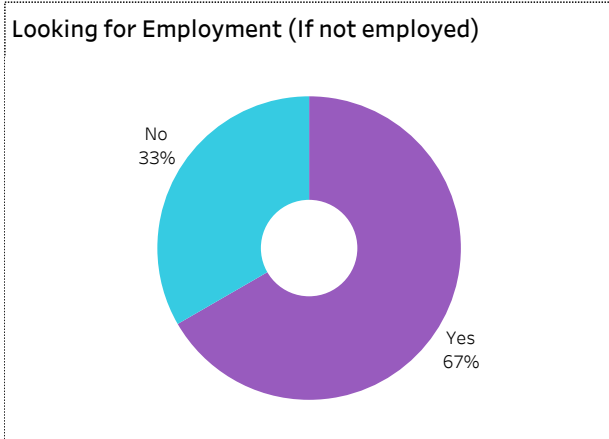
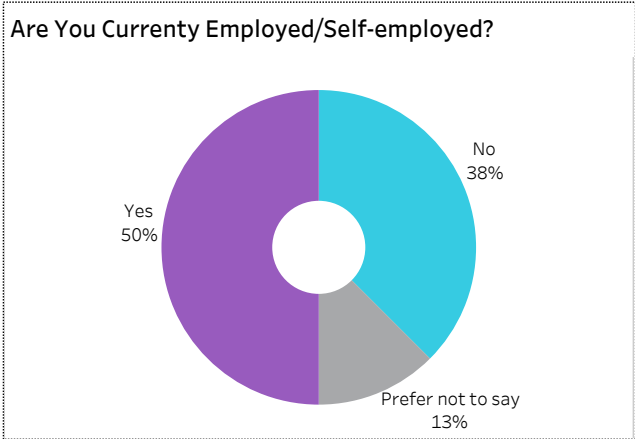


2019-20 Graduate Follow-up Survey Summary of Results (page 3/5) Graduate Employment (continued)



[Click on button to RESET Filters](#)

Number of Respondents: **8**
School: **Hospitality & Tourism** | Program: **All** | Credential: **Applied Certificate** | Admin Campus: **Prince Albert** | Base/CE: **Con Ed - Sask Polytech Delivered** | Indigenous: **All**





2019-20 Graduate Follow-up Survey Summary of Results (page 4/5) Satisfaction and Program Benefits



Click on button to RESET Filters

Number of Respondents 8	School: Hospitality & Tourism Program: All Credential: Applied Certificate Admin Campus: Prince Albert Base/CE: Con Ed - Sask Polytech Delivered Indigenous: All
-----------------------------------	--

Level of Satisfaction	Very Satisfied & Somewhat Satisfied	Very satisfied	Somewhat satisfied	Program Benefits	A Great Extent & Some Extent	Not applicable	Some extent	A great extent
-----------------------	-------------------------------------	----------------	--------------------	------------------	------------------------------	----------------	-------------	----------------

Campus activities	100%	63%	38%
Campus facilities	100%	100%	
Instruction delivered	100%	100%	
Educational experience at Sask Polytech	100%	100%	
Program	100%	100%	
Relevance of your program to your field of employment	100%	88%	13%
Student support services	100%	88%	13%

	A Great Extent & Some Extent	
Improved earning potential	88%	75% 13% 13%
Improved employment opportunities	88%	75% 13% 13%
Skills and knowledge relevant in the workplace	88%	63% 25% 13%

Satisfaction with Sask Polytech

Are you satisfied with your decision to attend Sask Polytech? Would you recommend Sask Polytech to others? Would you recommend your program to others?



Yes
100%



Yes
100%



Yes
100%

Institutional Research and Analysis




2019-20 Graduate Follow-up Survey Summary of Results (page 5/5) Further Post-Secondary Education



[Click on button to RESET Filters](#)

Number of Respondents 8	School: Hospitality & Tourism Program: All Credential: Applied Certificate Admin Campus: Prince Albert Base/CE: Con Ed - Sask Polytech Delivered Indigenous: All
-----------------------------------	--

Currently Taking Further PSE  <p>100% No</p>	Enrolment Status	Current Program Related to Program Completed at Sask Polytech
---	-------------------------	--

Type of Post-Secondary Institution Enroled in
--

Among the students who pursued further education, 25% indicated the program was not related to the one they completed at Sask Polytech. Common reasons cited by the graduates who were studying in an unrelated field were to be able to change career choice, to have more/better career choices, and difficulty of finding employment in their previous field of study.

Institutional Research and Analysis

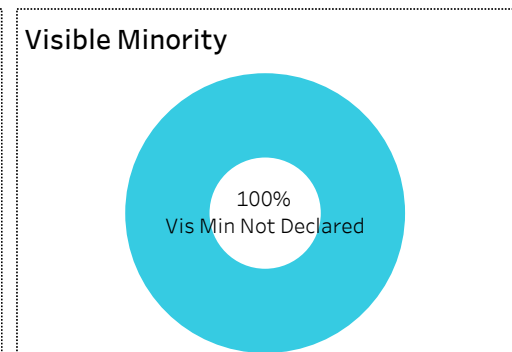
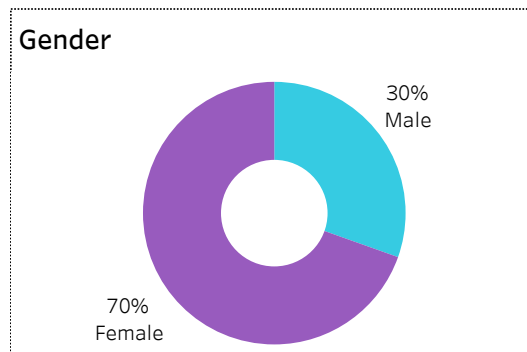
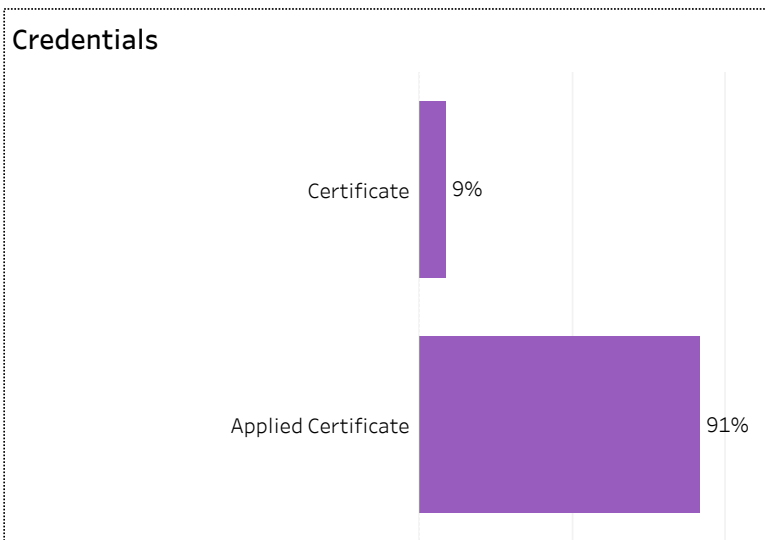
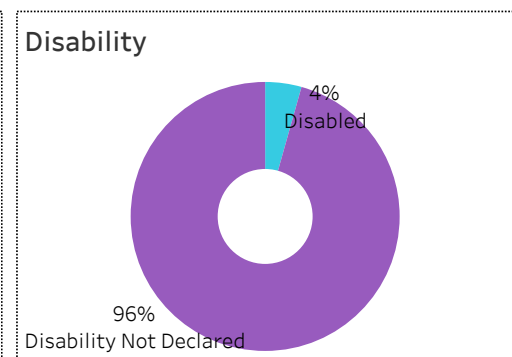
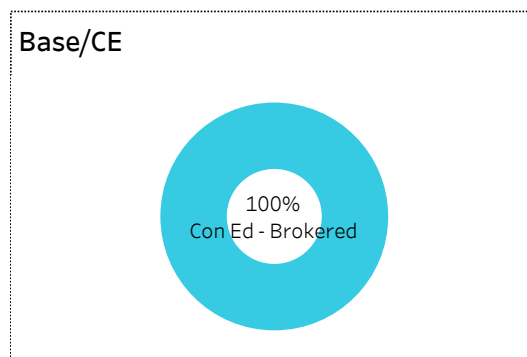
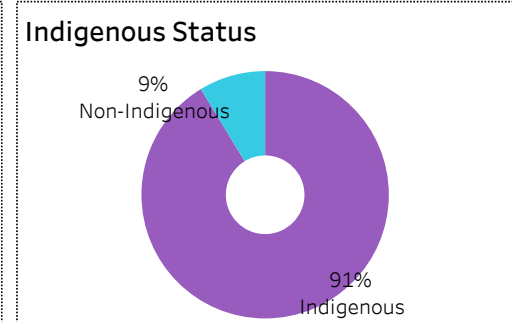
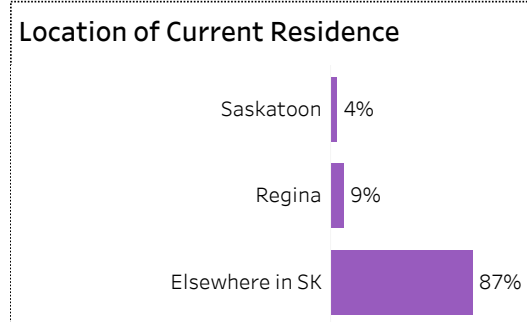


2019-20 Graduate Follow-up Survey Summary of Results (page 1/5) Respondent Profile



[Click on button to RESET Filters](#)

Number of Respondents **23** | School: **Hospitality & Tourism** | Program: **All** | Credential: **All** | Admin Campus: **Prince Albert** | Base/CE: **Con Ed - Brokered** | Indigenous: **All**





2019-20 Graduate Follow-up Survey Summary of Results (page 2/5) Graduate Employment



[Click on button to RESET Filters](#)

Number of Respondents
23

School: **Hospitality & Tourism** | Program: **All** | Credential: **All** | Admin Campus: **Prince Albert** | Base/CE: **Con Ed - Brokered** | Indigenous: **All**

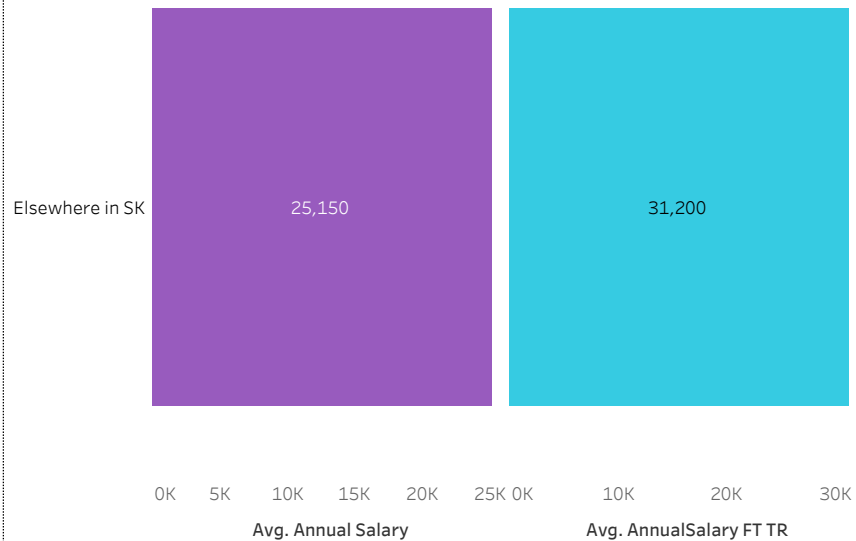
Overall Employment Rate

#Available Workforce	# of Grads Employed	Employment Rate	# of Fulltime Employed Grads	Full-time Employment Rate
19	13	68%	10	53%

Training Related (TR) Employment

#Available Workforce	# of TR Employed Grads	TR Employment Rate	# of Fulltime TR Employed Grads	Full-time Training Related Employment Rate
19	6	32%	4	21%

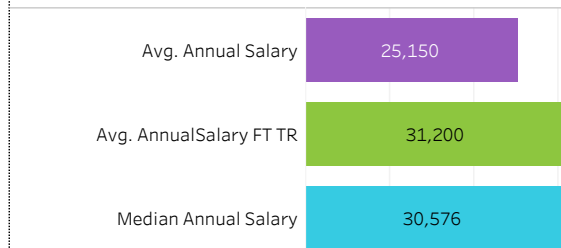
Average Salaries by Location of Employment



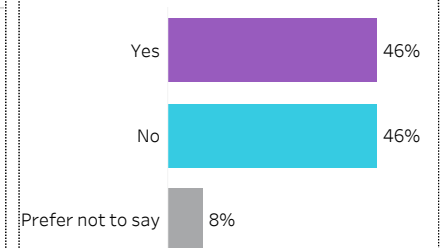
Location of Employment



Average/Median Salary



Relatedness of Job to Training



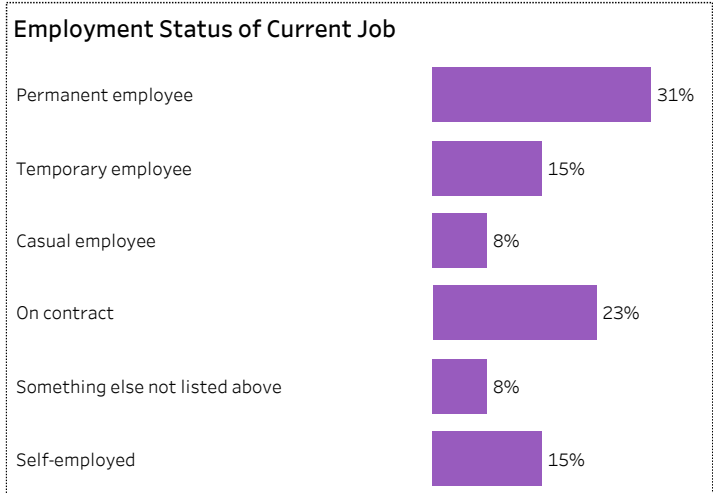
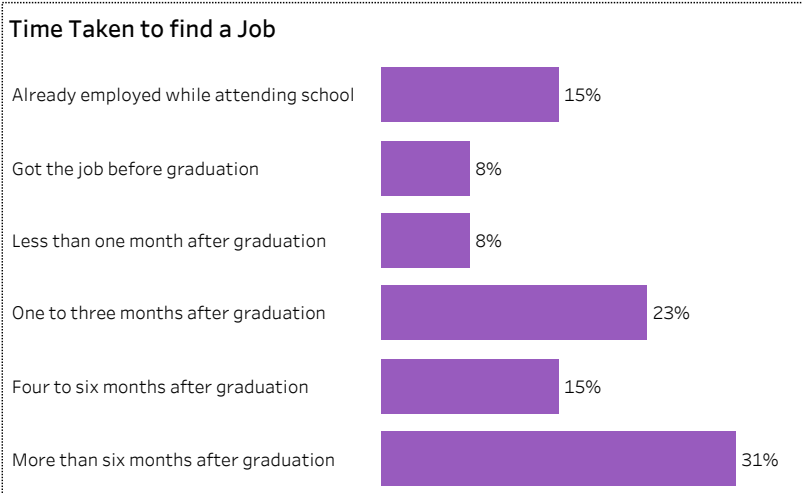
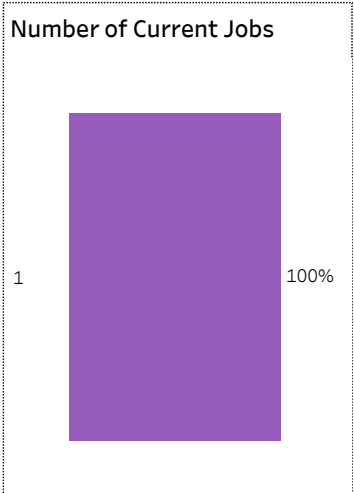
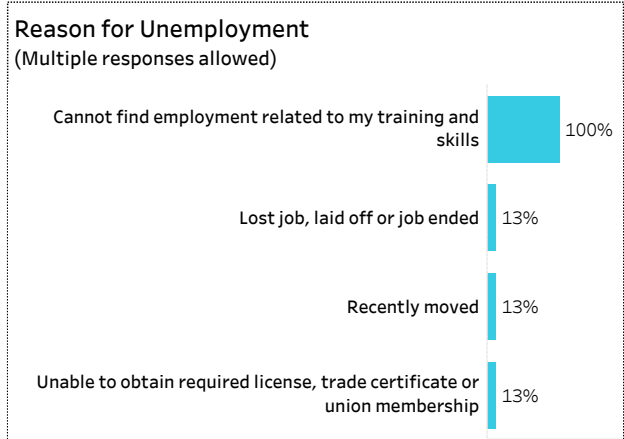
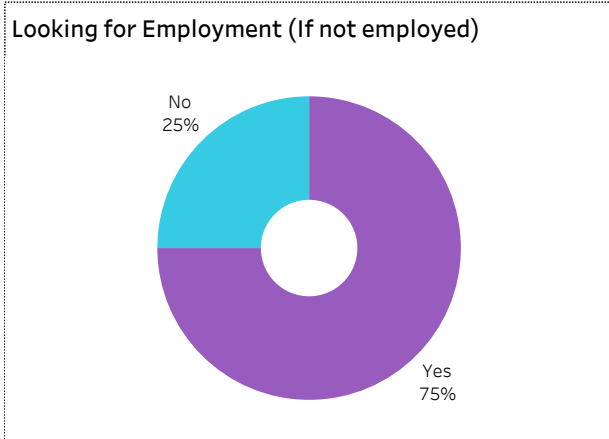
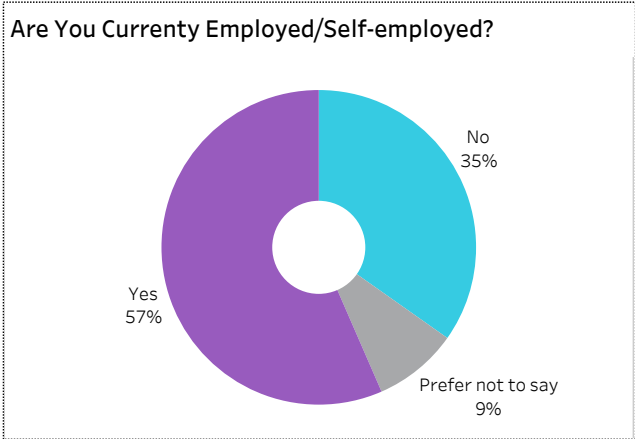


2019-20 Graduate Follow-up Survey Summary of Results (page 3/5) Graduate Employment (continued)



[Click on button to RESET Filters](#)

Number of Respondents **23** | School: **Hospitality & Tourism** | Program: **All** | Credential: **All** | Admin Campus: **Prince Albert** | Base/CE: **Con Ed - Brokered** | Indigenous: **All**





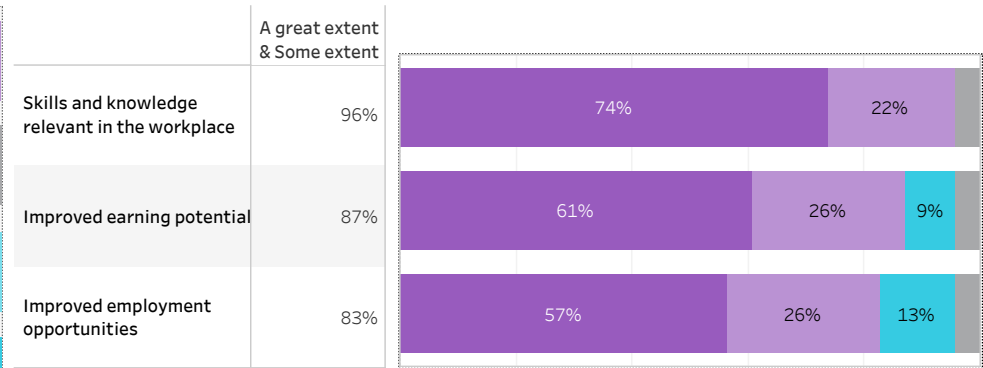
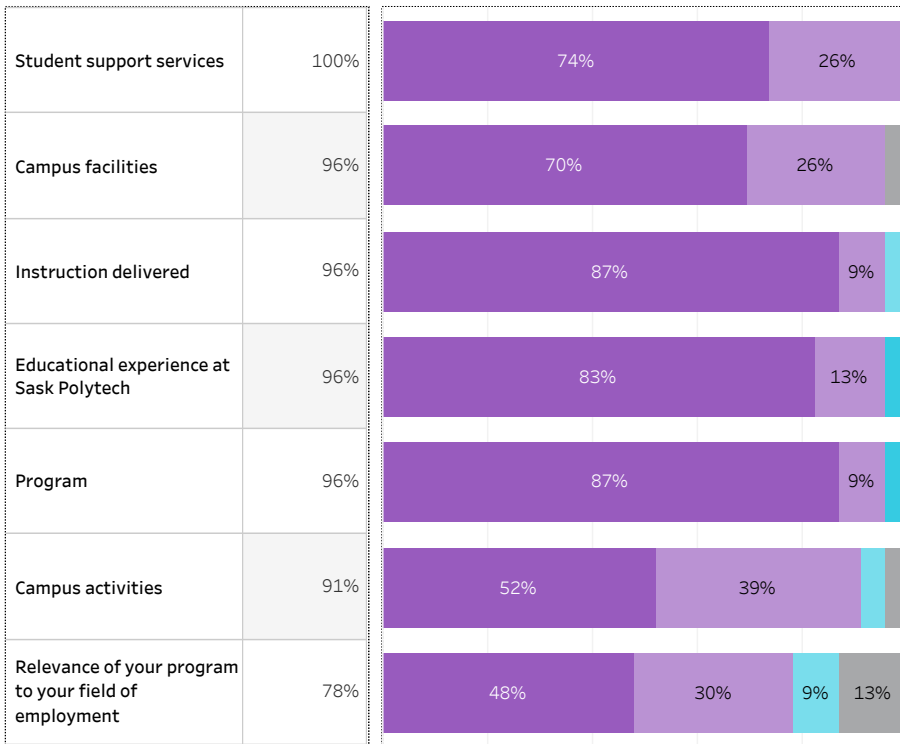
2019-20 Graduate Follow-up Survey Summary of Results (page 4/5) Satisfaction and Program Benefits



Click on button to RESET Filters

Number of Respondents 23	School: Hospitality & Tourism Program: All Credential: All Admin Campus: Prince Albert Base/CE: Con Ed - Brokered Indigenous: All
------------------------------------	--

Level of Satisfaction	Very Satisfied & Somewhat Satisfied	Very satisfied Somewhat satisfied Very dissatisfied Somewhat dissatisfied	Not sure	Program Benefits	A Great Extent & Some Extent	No extent at all Some extent A great extent
-----------------------	-------------------------------------	--	----------	------------------	------------------------------	---



Satisfaction with Sask Polytech

Are you satisfied with your decision to attend Sask Polytech? Would you recommend Sask Polytech to others? Would you recommend your program to others?



Yes
100%



Yes
100%



Yes
100%

Institutional Research and Analysis



2019-20 Graduate Follow-up Survey

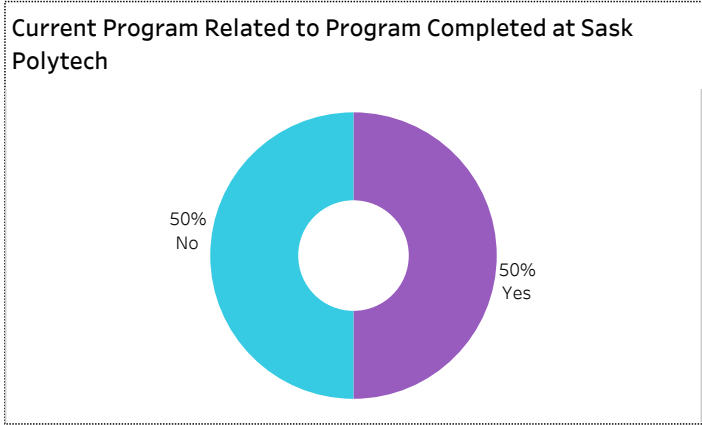
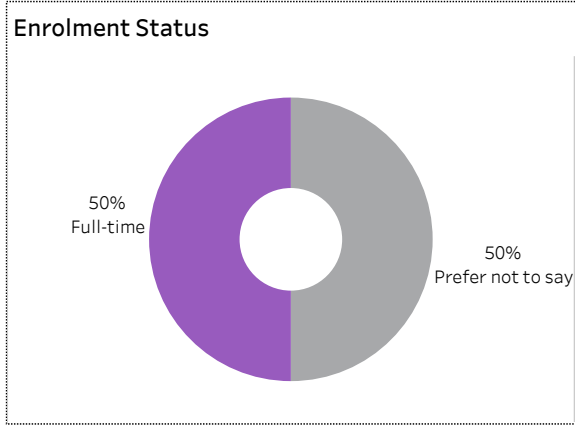
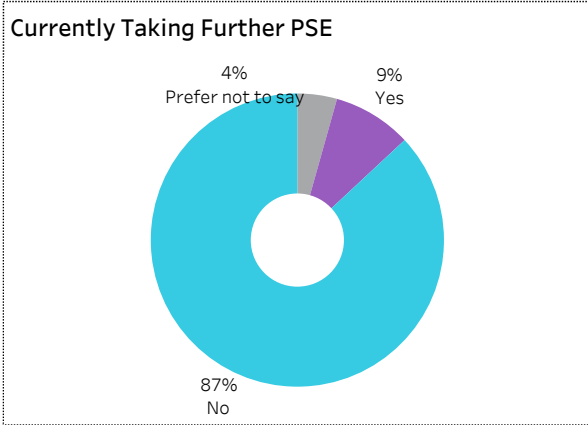
Summary of Results (page 5/5)

Further Post-Secondary Education



[Click on button to RESET Filters](#)

Number of Respondents **23** | School: **Hospitality & Tourism** | Program: **All** | Credential: **All** | Admin Campus: **Prince Albert** | Base/CE: **Con Ed - Brokered** | Indigenous: **All**



Among the students who pursued further education, 25% indicated the program was not related to the one they completed at Sask Polytech. Common reasons cited by the graduates who were studying in an unrelated field were to be able to change career choice, to have more/better career choices, and difficulty of finding employment in their previous field of study.



2019-20 Graduate Follow-up Survey Summary of Results (page 1/5) Respondent Profile



[Click on button to RESET Filters](#)

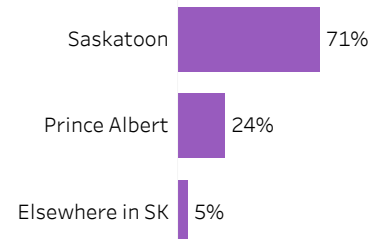
Number of Respondents
21

School: **Hospitality & Tourism** | Program: **Culinary Arts** | Credential: **Diploma** | Admin Campus: **Saskatoon** |
Base/CE: **Base** | Indigenous: **All**

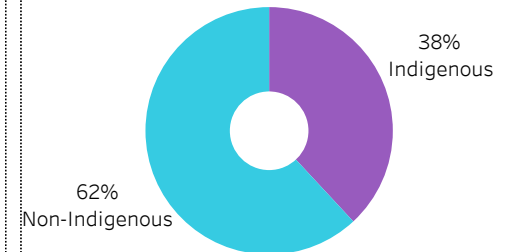
School

Hospitality & Tourism 100%


Location of Current Residence



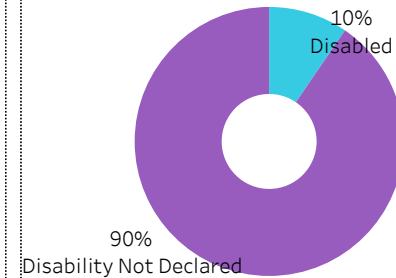
Indigenous Status



Base/CE



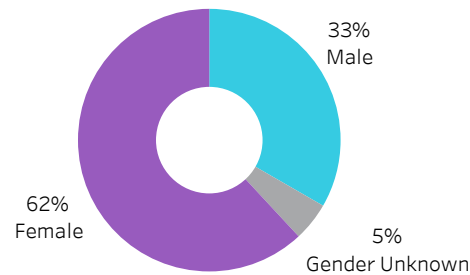
Disability



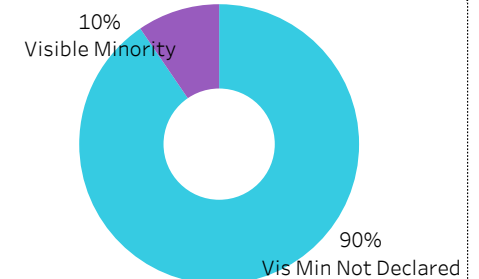
Credentials

Diploma 100%

Gender



Visible Minority



Institutional Research and Analysis



2019-20 Graduate Follow-up Survey Summary of Results (page 2/5) Graduate Employment



[Click on button to RESET Filters](#)

Number of Respondents
21

School: **Hospitality & Tourism** | Program: **Culinary Arts** | Credential: **Diploma** | Admin Campus: **Saskatoon** | Base/CE: **Base** | Indigenous: **All**

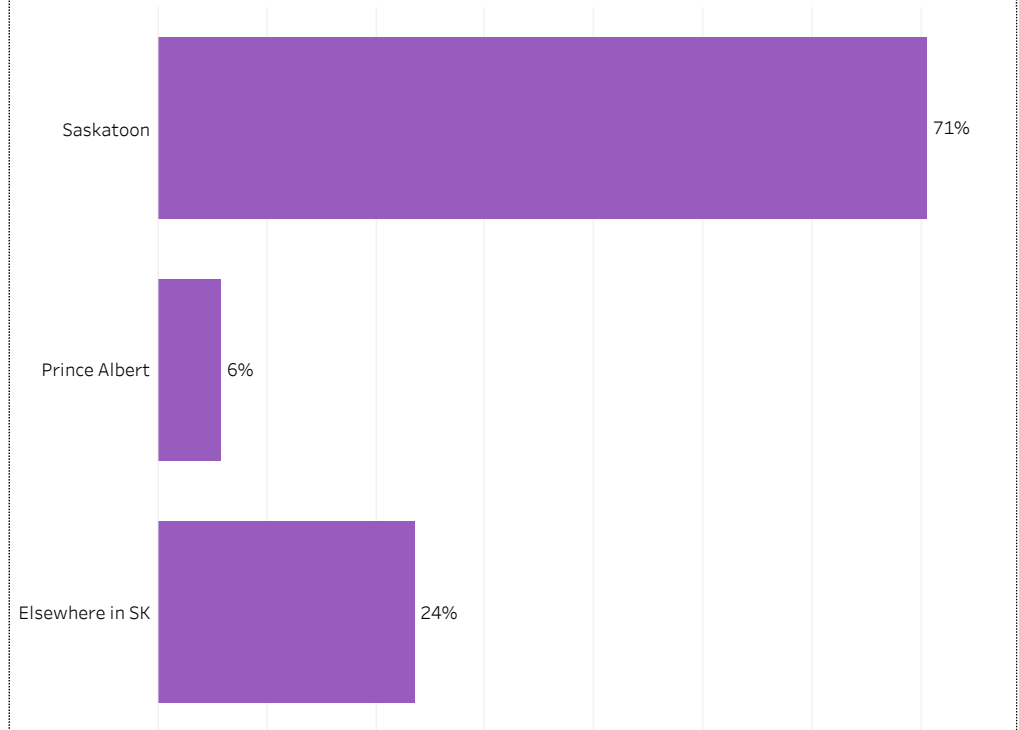
Overall Employment Rate

#Available Workforce	# of Grads Employed	Employment Rate	# of Fulltime Employed Grads	Full-time Employment Rate
17	17	100%	12	71%

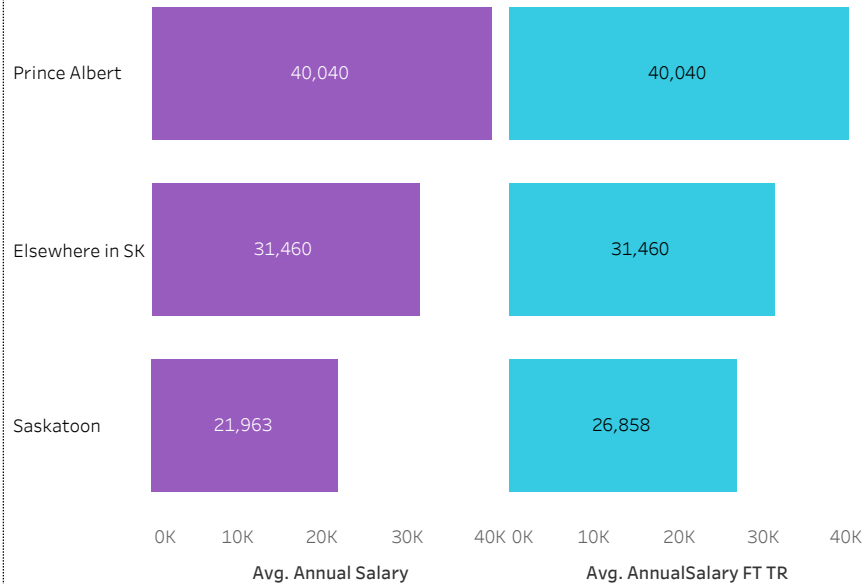
Training Related (TR) Employment

#Available Workforce	# of TR Employed Grads	TR Employment Rate	# of Fulltime TR Employed Grads	Full-time Training Related Employment Rate
17	17	100%	12	71%

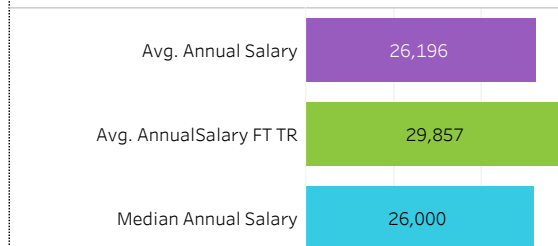
Location of Employment



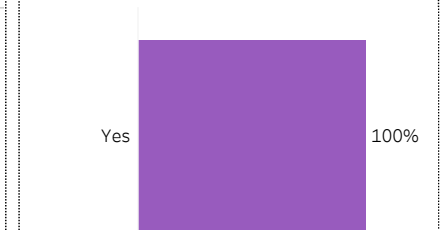
Average Salaries by Location of Employment



Average/Median Salary



Relatedness of Job to Training



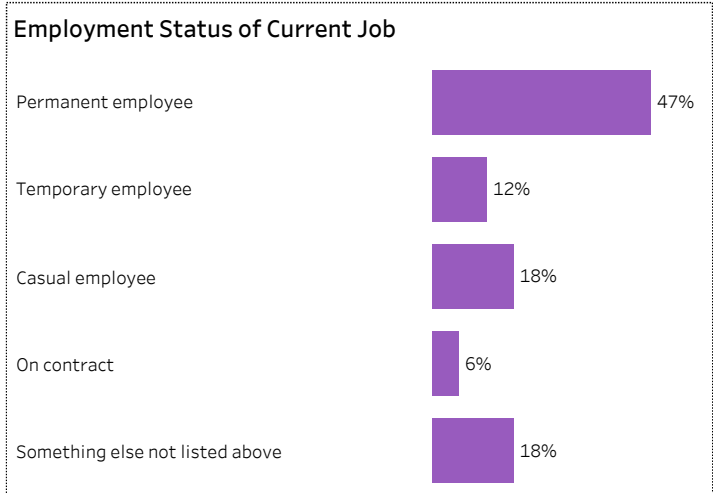
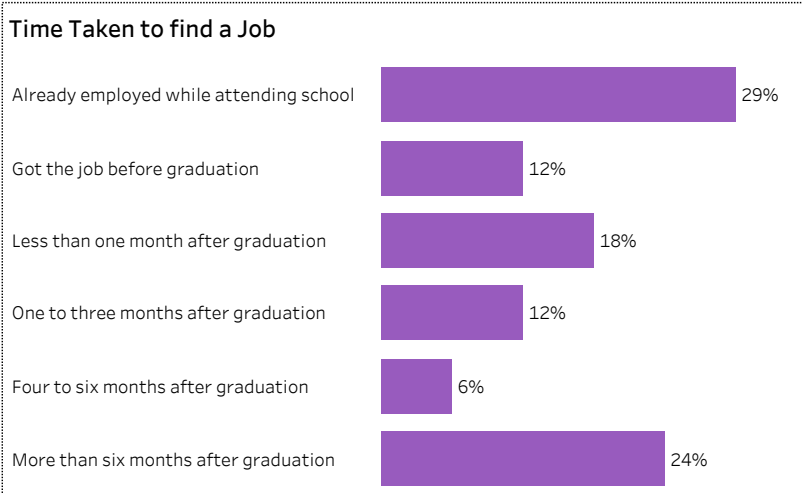
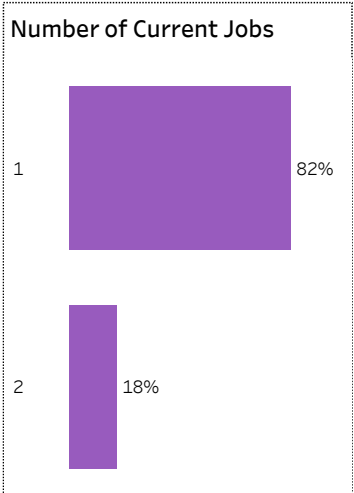
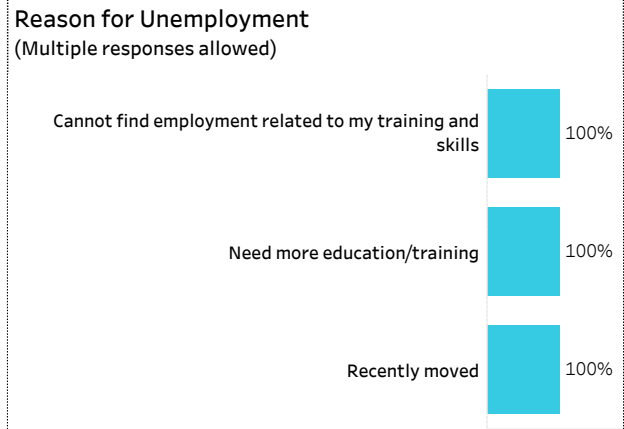
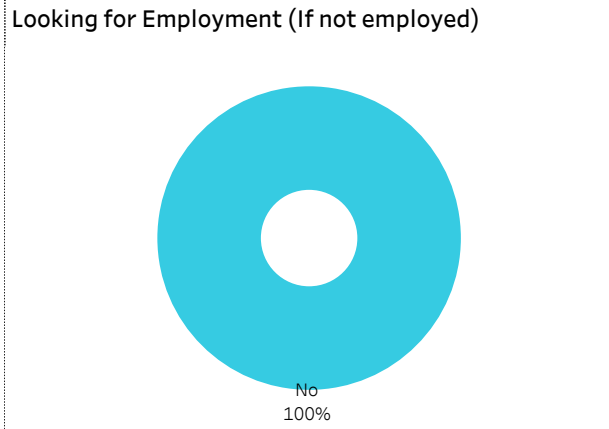
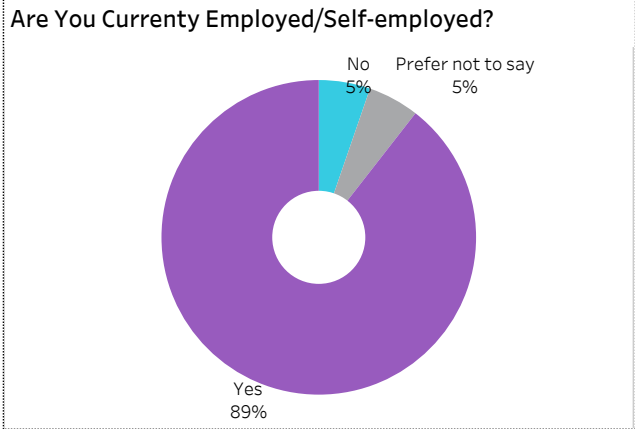


2019-20 Graduate Follow-up Survey
 Summary of Results (page 3/5)
 Graduate Employment (continued)



[Click on button to RESET Filters](#)

Number of Respondents **21** | School: **Hospitality & Tourism** | Program: **Culinary Arts** | Credential: **Diploma** | Admin Campus: **Saskatoon** | Base/CE: **Base** |
 Indigenous: **All**





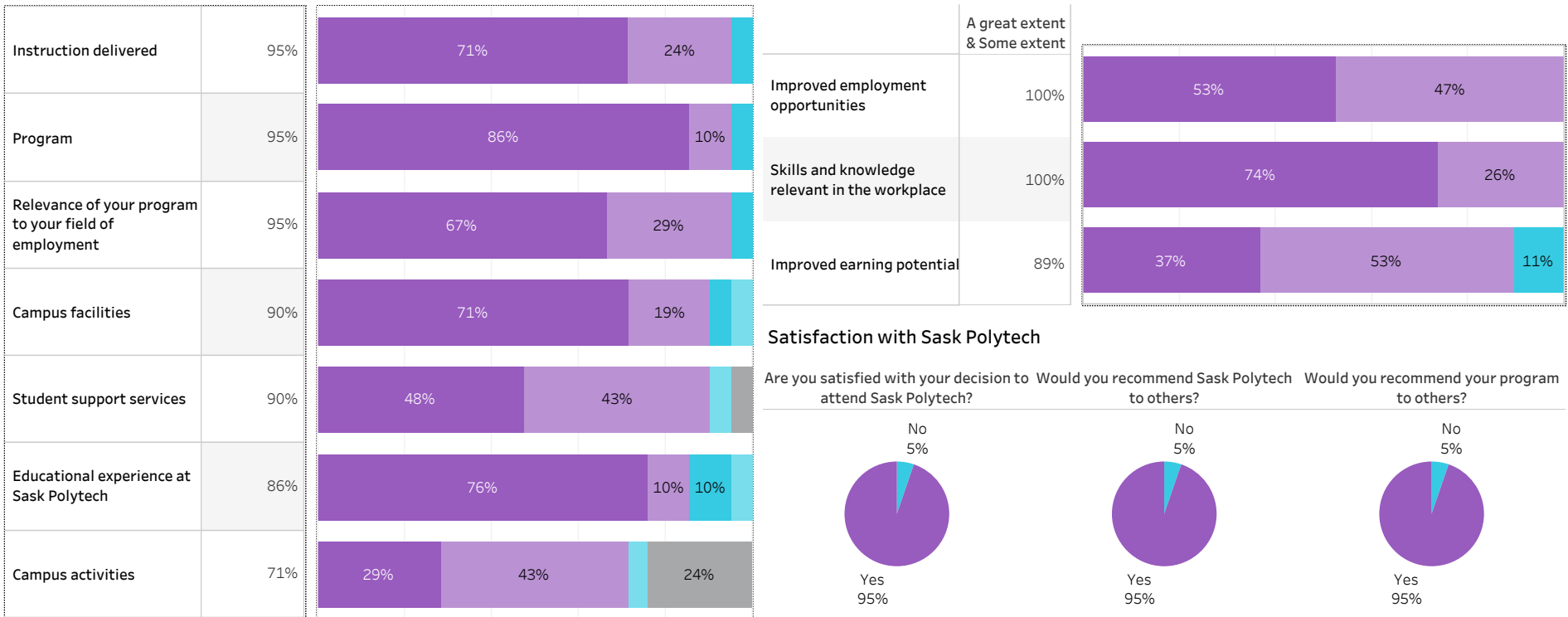
2019-20 Graduate Follow-up Survey Summary of Results (page 4/5) Satisfaction and Program Benefits



Click on button to RESET Filters

Number of Respondents 21	School: Hospitality & Tourism Program: Culinary Arts Credential: Diploma Admin Campus: Saskatoon Base/CE: Base Indigenous: All
------------------------------------	---

Level of Satisfaction	Very Satisfied & Somewhat Satisfied	<ul style="list-style-type: none"> Very satisfied Somewhat satisfied Very dissatisfied Somewhat dissatisfied Not sure 	Program Benefits	A Great Extent & Some Extent	<ul style="list-style-type: none"> No extent at all Some extent A great extent
-----------------------	-------------------------------------	--	------------------	------------------------------	---



Institutional Research and Analysis



2019-20 Graduate Follow-up Survey Summary of Results (page 5/5) Further Post-Secondary Education

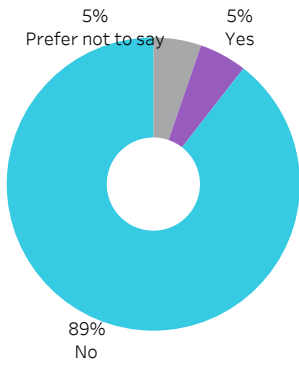


[Click on button to RESET Filters](#)


Number of Respondents
21

School: **Hospitality & Tourism** | Program: **Culinary Arts** | Credential: **Diploma** | Admin Campus: **Saskatoon** | Base/CE: **Base** |
Indigenous: **All**

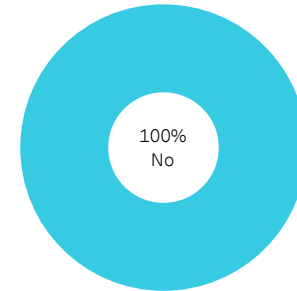
Currently Taking Further PSE




Enrolment Status



Current Program Related to Program Completed at Sask Polytech



Type of Post-Secondary Institution Enroled in



Among the students who pursued further education, 25% indicated the program was not related to the one they completed at Sask Polytech. Common reasons cited by the graduates who were studying in an unrelated field were to be able to change career choice, to have more/better career choices, and difficulty of finding employment in their previous field of study.

Institutional Research and Analysis

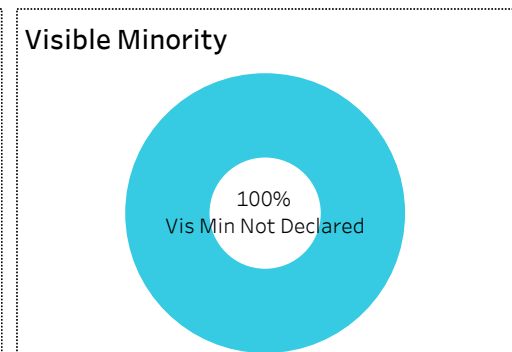
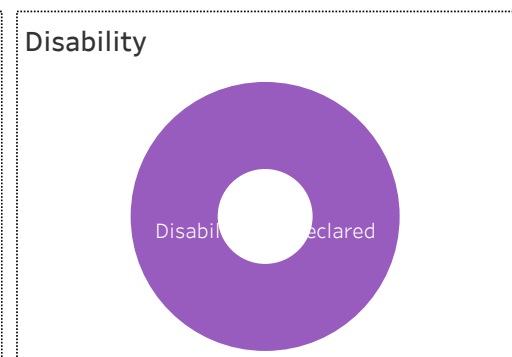

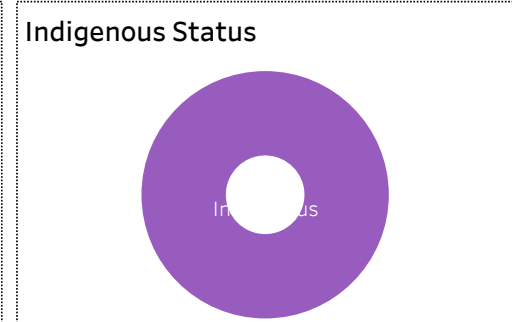
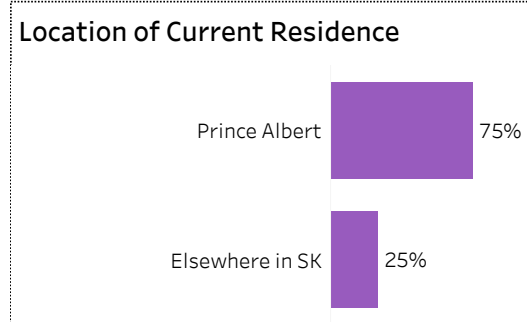


2019-20 Graduate Follow-up Survey Summary of Results (page 1/5) Respondent Profile



[Click on button to RESET Filters](#)

Number of Respondents: **4**
School: **Hospitality & Tourism** | Program: **Food and Beverage Service** | Credential: **Applied Certificate** | Admin Campus: **Prince Albert** | Base/CE: **Con Ed - Sask Polytech Delivered** | Indigenous: **Indigenous**





2019-20 Graduate Follow-up Survey Summary of Results (page 2/5) Graduate Employment



[Click on button to RESET Filters](#)

Number of Respondents
4

School: **Hospitality & Tourism** | Program: **Food and Beverage Service** | Credential: **Applied Certificate** | Admin Campus: **Prince Albert** |
Base/CE: **Con Ed - Sask Polytech Delivered** | Indigenous: **Indigenous**

Overall Employment Rate

#Available Workforce	# of Grads Employed	Employment Rate	# of Fulltime Employed Grads	Full-time Employment Rate
2	2	100%	2	100%

Training Related (TR) Employment

#Available Workforce	# of TR Employed Grads	TR Employment Rate	# of Fulltime TR Employed Grads	Full-time Training Related Employment Rate
2	2	100%	2	100%

Average Salaries by Location of Employment

Prince Albert

0	0
Avg. Annual Salary	Avg. AnnualSalary FT TR

Location of Employment



Average/Median Salary

Avg. Annual Salary		
Avg. AnnualSalary FT TR		
Median Annual Salary		

Relatedness of Job to Training





2019-20 Graduate Follow-up Survey

Summary of Results (page 3/5)

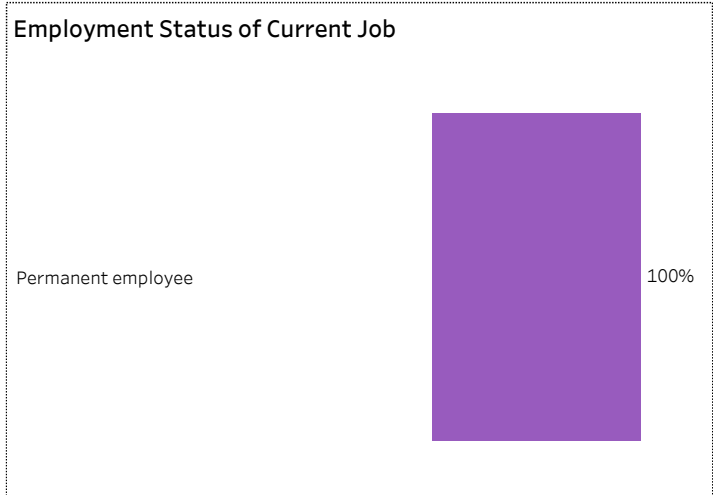
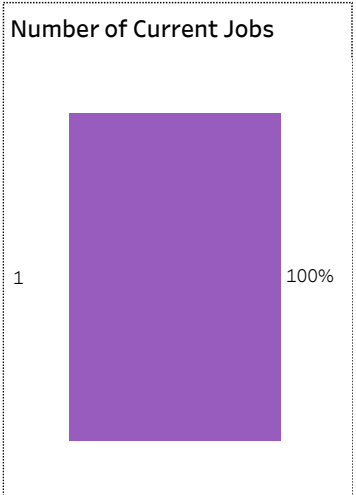
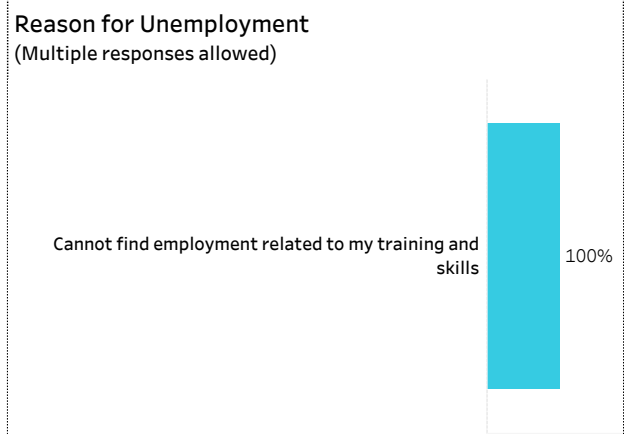
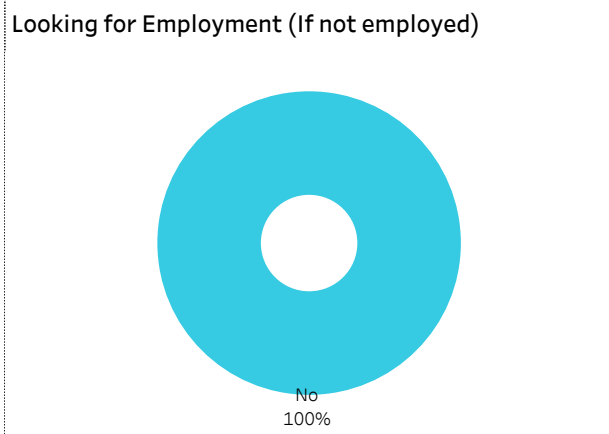
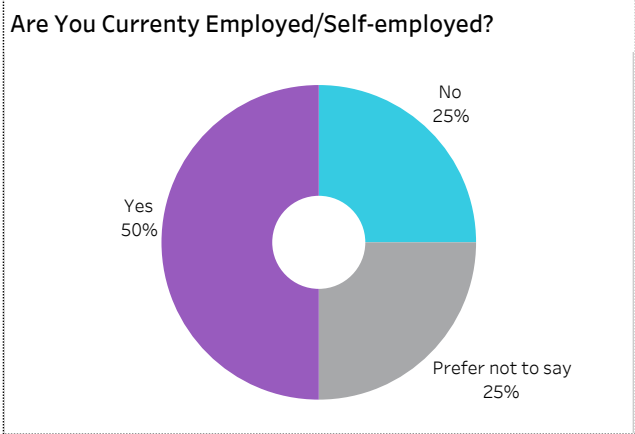
Graduate Employment (continued)



[Click on button to RESET Filters](#)

Number of Respondents: **4**

School: **Hospitality & Tourism** | Program: **Food and Beverage Service** | Credential: **Applied Certificate** | Admin Campus: **Prince Albert**
| Base/CE: **Con Ed - Sask Polytech Delivered** | Indigenous: **Indigenous**





2019-20 Graduate Follow-up Survey Summary of Results (page 4/5) Satisfaction and Program Benefits



Click on button to RESET Filters

Number of Respondents 4	School: Hospitality & Tourism Program: Food and Beverage Service Credential: Applied Certificate Admin Campus: Prince Albert Base/CE: Con Ed - Sask Polytech Delivered Indigenous: Indigenous
---	--

Level of Satisfaction	Very Satisfied & Somewhat Satisfied	■ Very satisfied ■ Somewhat satisfied	Program Benefits	A Great Extent & Some Extent	■ Some extent ■ A great extent
-----------------------	-------------------------------------	--	------------------	------------------------------	---

Campus activities	100%			A great extent & Some extent	
Campus facilities	100%		Improved earning potential	100%	
Instruction delivered	100%		Improved employment opportunities	100%	
Educational experience at Sask Polytech	100%		Skills and knowledge relevant in the workplace	100%	
Program	100%		Satisfaction with Sask Polytech Are you satisfied with your decision to attend Sask Polytech? Would you recommend Sask Polytech to others? Would you recommend your program to others?		
Relevance of your program to your field of employment	100%		 Yes 100%	 Yes 100%	 Yes 100%
Student support services	100%				

Institutional Research and Analysis




2019-20 Graduate Follow-up Survey Summary of Results (page 5/5) Further Post-Secondary Education



[Click on button to RESET Filters](#)

Number of Respondents 4	School: Hospitality & Tourism Program: Food and Beverage Service Credential: Applied Certificate Admin Campus: Prince Albert Base/CE: Con Ed - Sask Polytech Delivered Indigenous: Indigenous
-----------------------------------	--

Currently Taking Further PSE  <p>100% No</p>	Enrolment Status	Current Program Related to Program Completed at Sask Polytech
---	-------------------------	--

Type of Post-Secondary Institution Enroled in
--

Among the students who pursued further education, 25% indicated the program was not related to the one they completed at Sask Polytech. Common reasons cited by the graduates who were studying in an unrelated field were to be able to change career choice, to have more/better career choices, and difficulty of finding employment in their previous field of study.

Institutional Research and Analysis

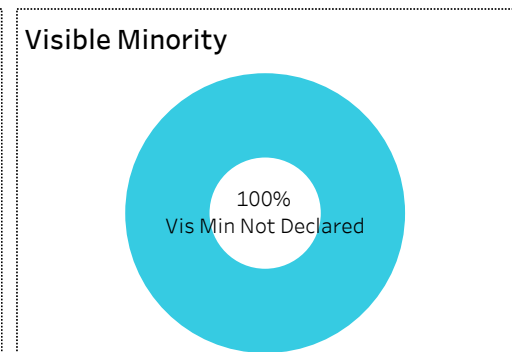
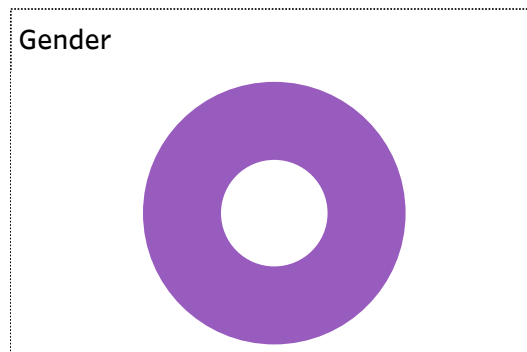
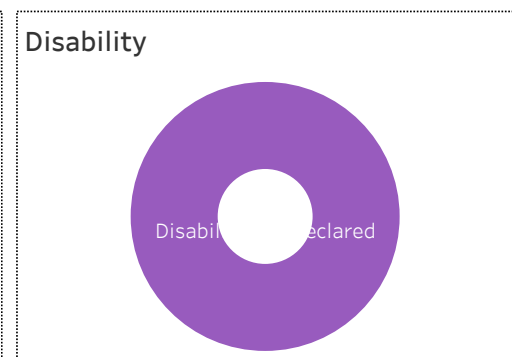
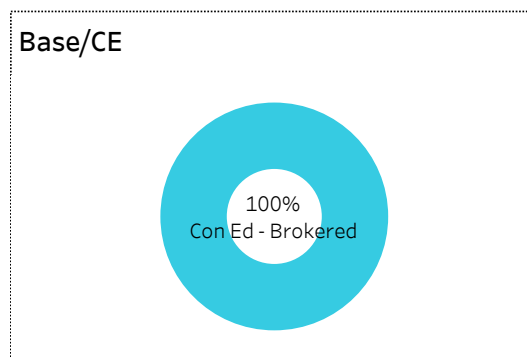
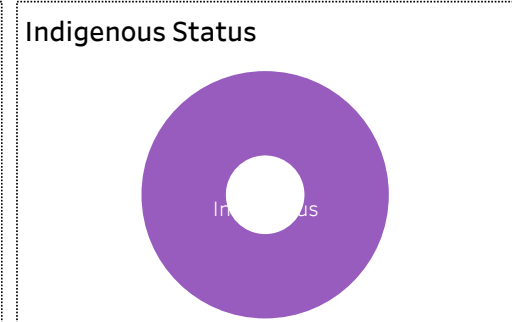
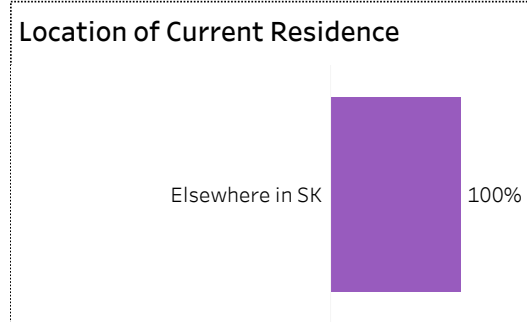


2019-20 Graduate Follow-up Survey Summary of Results (page 1/5) Respondent Profile



[Click on button to RESET Filters](#)

Number of Respondents: **2**
School: **Hospitality & Tourism** | Program: **Food and Beverage Service** | Credential: **Applied Certificate** | Admin
Campus: **Prince Albert** | Base/CE: **Con Ed - Brokered** | Indigenous: **Indigenous**





2019-20 Graduate Follow-up Survey Summary of Results (page 2/5) Graduate Employment



[Click on button to RESET Filters](#)

Number of Respondents
2

School: **Hospitality & Tourism** | Program: **Food and Beverage Service** | Credential: **Applied Certificate** | Admin Campus: **Prince Albert** |
Base/CE: **Con Ed - Brokered** | Indigenous: **Indigenous**

Overall Employment Rate

#Available Workforce	# of Grads Employed	Employment Rate	# of Fulltime Employed Grads	Full-time Employment Rate
2	0	0%	0	0%

Location of Employment

Training Related (TR) Employment

#Available Workforce	# of TR Employed Grads	TR Employment Rate	# of Fulltime TR Employed Grads	Full-time Training Related Employment Rate
2	0	0%	0	0%

Average Salaries by Location of Employment

Average/Median Salary

Avg. Annual Salary		
Avg. Annual Salary FT TR		
Median Annual Salary		

Relatedness of Job to Training



2019-20 Graduate Follow-up Survey

Summary of Results (page 3/5)

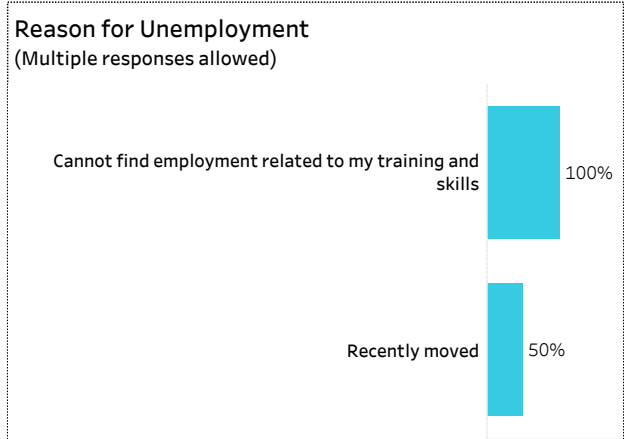
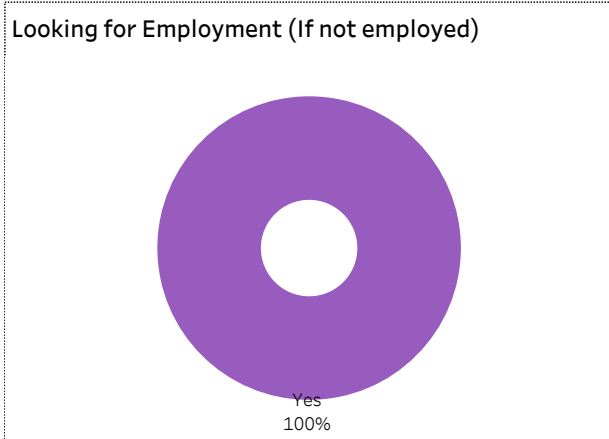
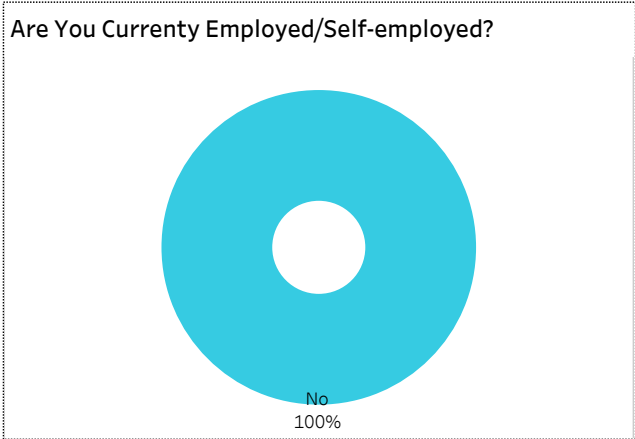
Graduate Employment (continued)



[Click on button to RESET Filters](#)

Number of Respondents: **2**

School: **Hospitality & Tourism** | Program: **Food and Beverage Service** | Credential: **Applied Certificate** | Admin Campus: **Prince Albert**
| Base/CE: **Con Ed - Brokered** | Indigenous: **Indigenous**



Number of Current Jobs

Time Taken to find a Job

Employment Status of Current Job



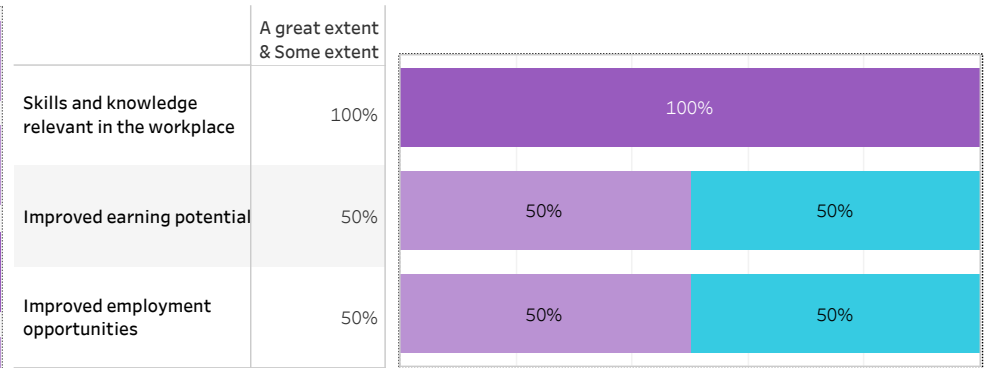
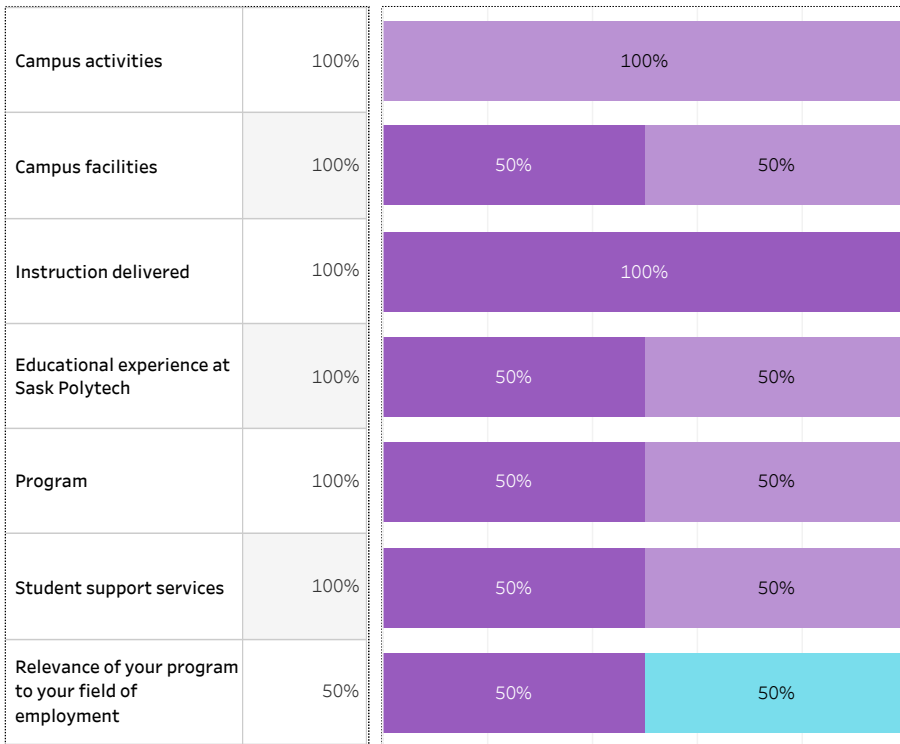
2019-20 Graduate Follow-up Survey Summary of Results (page 4/5) Satisfaction and Program Benefits



Click on button to RESET Filters

Number of Respondents 2	School: Hospitality & Tourism Program: Food and Beverage Service Credential: Applied Certificate Admin Campus: Prince Albert Base/CE: Con Ed - Brokered Indigenous: Indigenous
-----------------------------------	---

Level of Satisfaction	Very Satisfied & Somewhat Satisfied	<ul style="list-style-type: none"> Very satisfied Somewhat satisfied Somewhat dissatisfied 	Program Benefits	A Great Extent & Some Extent	<ul style="list-style-type: none"> No extent at all Some extent A great extent
-----------------------	-------------------------------------	---	------------------	------------------------------	---



Satisfaction with Sask Polytech


Are you satisfied with your decision to attend Sask Polytech? Would you recommend Sask Polytech to others? Would you recommend your program to others?



Yes
100%



Yes
100%



Yes
100%

Institutional Research and Analysis




2019-20 Graduate Follow-up Survey Summary of Results (page 5/5) Further Post-Secondary Education



[Click on button to RESET Filters](#)

Number of Respondents 2	School: Hospitality & Tourism Program: Food and Beverage Service Credential: Applied Certificate Admin Campus: Prince Albert Base/CE: Con Ed - Brokered Indigenous: Indigenous
-----------------------------------	---

Currently Taking Further PSE  <p>100% No</p>	Enrolment Status	Current Program Related to Program Completed at Sask Polytech
---	-------------------------	--

Type of Post-Secondary Institution Enroled in
--

Among the students who pursued further education, 25% indicated the program was not related to the one they completed at Sask Polytech. Common reasons cited by the graduates who were studying in an unrelated field were to be able to change career choice, to have more/better career choices, and difficulty of finding employment in their previous field of study.

Institutional Research and Analysis



2019-20 Graduate Follow-up Survey Summary of Results (page 1/5) Respondent Profile



[Click on button to RESET Filters](#)

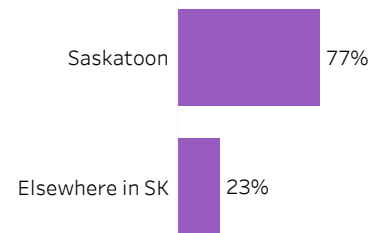
Number of Respondents
13

School: **Hospitality & Tourism** | Program: **Food and Nutrition Management** | Credential: **Diploma** | Admin Campus: **Saskatoon** | Base/CE: **Base** | Indigenous: **Non-Indigenous**

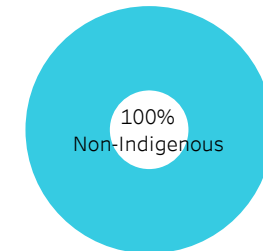
School

Hospitality & Tourism 100%

Location of Current Residence




Indigenous Status




Credentials

Diploma 100%

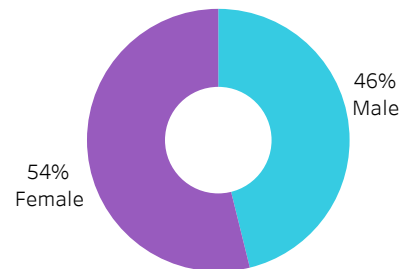
Base/CE



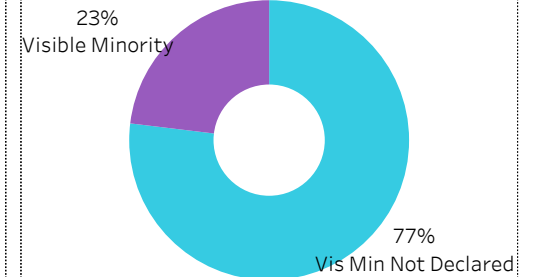
Disability



Gender



Visible Minority





2019-20 Graduate Follow-up Survey Summary of Results (page 2/5) Graduate Employment



[Click on button to RESET Filters](#)

Number of Respondents
13

School: **Hospitality & Tourism** | Program: **Food and Nutrition Management** | Credential: **Diploma** | Admin Campus: **Saskatoon** | Base/CE: **Base** | Indigenous: **Non-Indigenous**

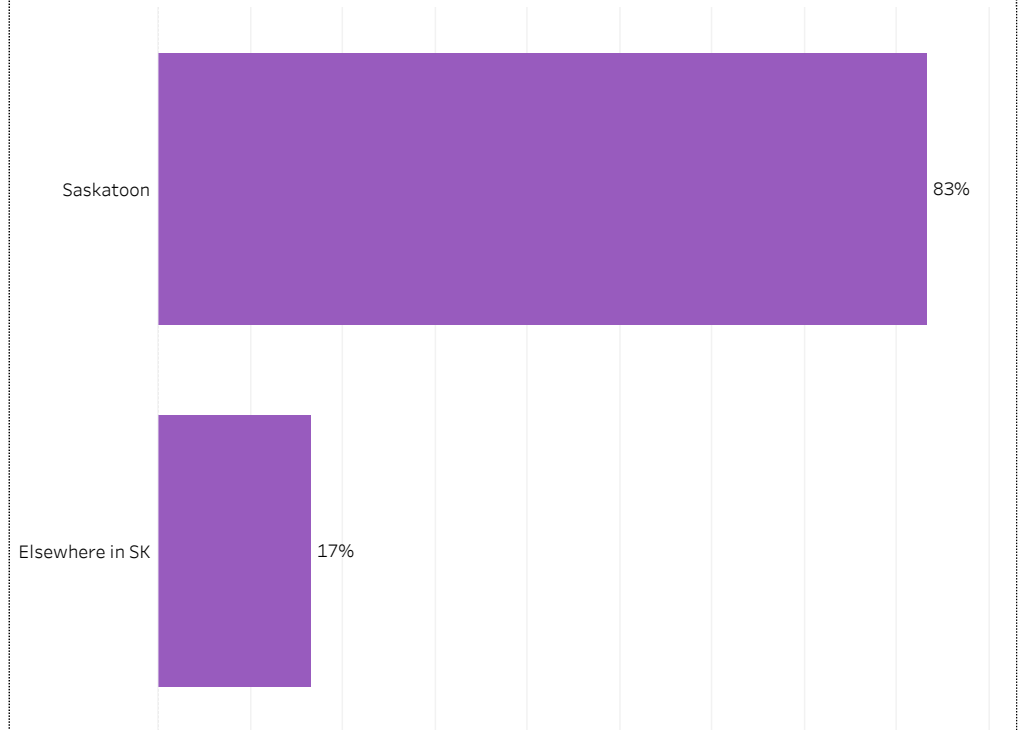
Overall Employment Rate

#Available Workforce	# of Grads Employed	Employment Rate	# of Fulltime Employed Grads	Full-time Employment Rate
13	12	92%	9	69%

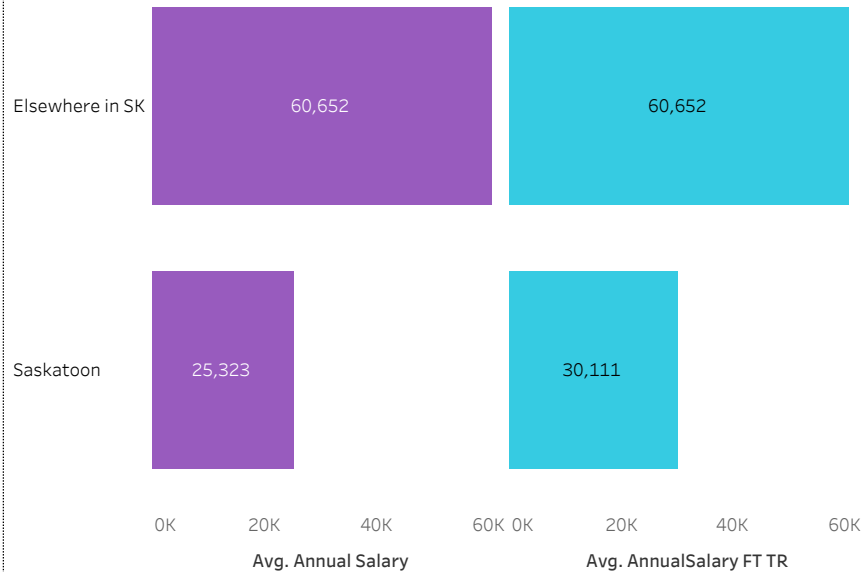
Training Related (TR) Employment

#Available Workforce	# of TR Employed Grads	TR Employment Rate	# of Fulltime TR Employed Grads	Full-time Training Related Employment Rate
13	9	69%	7	54%

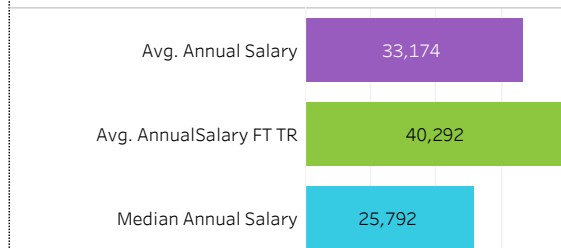
Location of Employment



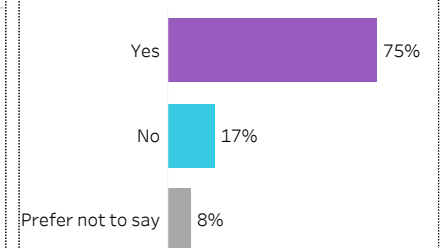
Average Salaries by Location of Employment



Average/Median Salary



Relatedness of Job to Training





2019-20 Graduate Follow-up Survey

Summary of Results (page 3/5)

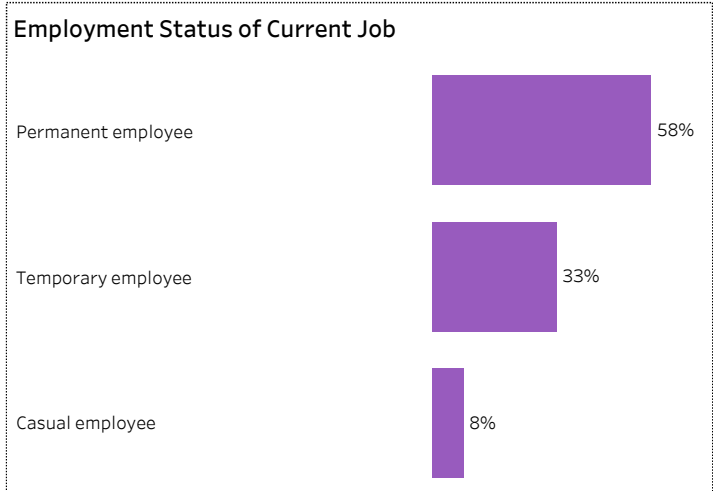
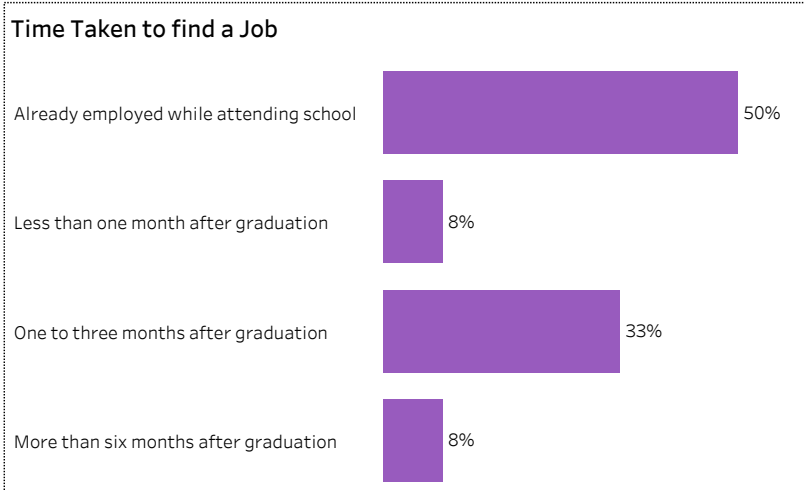
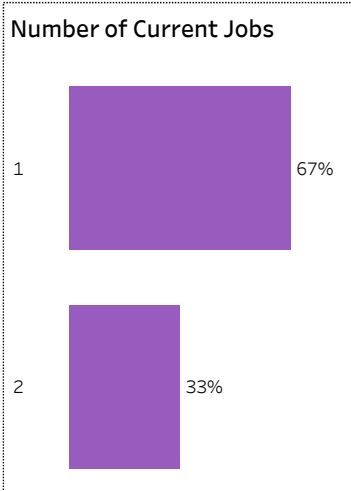
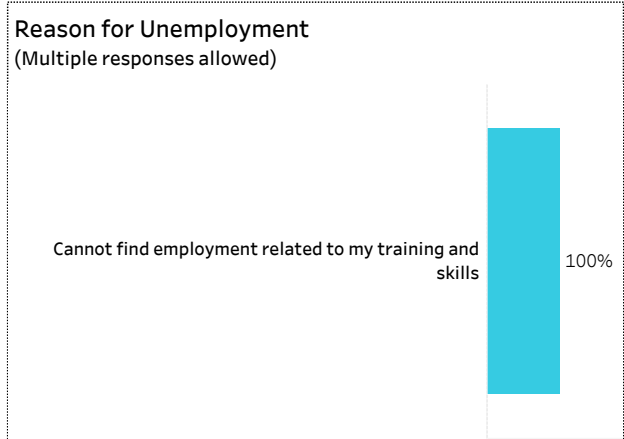
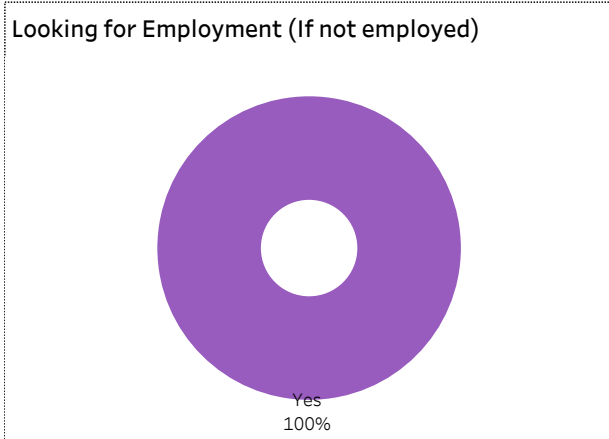
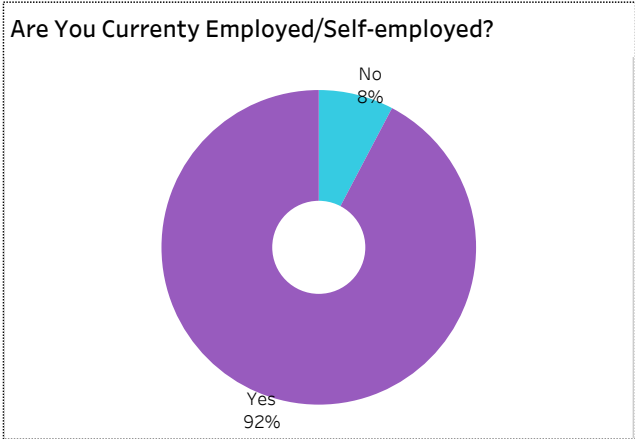
Graduate Employment (continued)



[Click on button to RESET Filters](#)

Number of Respondents: **13**

School: **Hospitality & Tourism** | Program: **Food and Nutrition Management** | Credential: **Diploma** | Admin Campus: **Saskatoon** |
Base/CE: **Base** | Indigenous: **Non-Indigenous**





2019-20 Graduate Follow-up Survey Summary of Results (page 4/5) Satisfaction and Program Benefits



Click on button to RESET Filters

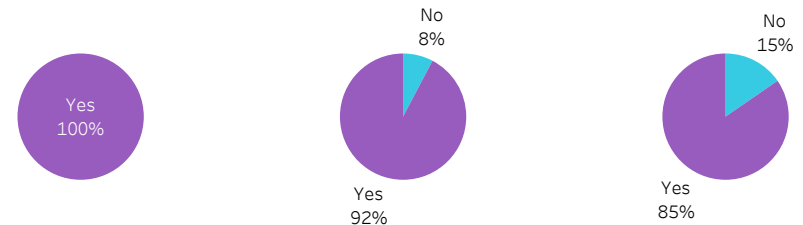
Number of Respondents 13	School: Hospitality & Tourism Program: Food and Nutrition Management Credential: Diploma Admin Campus: Saskatoon Base/CE: Base Indigenous: Non-Indigenous
------------------------------------	--

Level of Satisfaction	Very Satisfied & Somewhat Satisfied	<ul style="list-style-type: none"> Very satisfied Somewhat satisfied Somewhat dissatisfied 	Program Benefits	A Great Extent & Some Extent	<ul style="list-style-type: none"> Not sure Some extent A great extent
-----------------------	-------------------------------------	---	------------------	------------------------------	---

Campus facilities	100%		A Great Extent & Some Extent		
Instruction delivered	100%		Improved employment opportunities	100%	
Educational experience at Sask Polytech	100%		Skills and knowledge relevant in the workplace	100%	
Program	100%		Improved earning potential	92%	

Satisfaction with Sask Polytech

Are you satisfied with your decision to attend Sask Polytech? Would you recommend Sask Polytech to others? Would you recommend your program to others?



Institutional Research and Analysis




2019-20 Graduate Follow-up Survey Summary of Results (page 5/5) Further Post-Secondary Education



[Click on button to RESET Filters](#)

<p>Number of Respondents 13</p>	<p>School: Hospitality & Tourism Program: Food and Nutrition Management Credential: Diploma Admin Campus: Saskatoon Base/CE: Base Indigenous: Non-Indigenous</p>
--	--

<p>Currently Taking Further PSE</p>  <p>100% No</p>	<p>Enrolment Status</p>	<p>Current Program Related to Program Completed at Sask Polytech</p>
--	-------------------------	--

<p>Type of Post-Secondary Institution Enroled in</p>
--

Among the students who pursued further education, 25% indicated the program was not related to the one they completed at Sask Polytech. Common reasons cited by the graduates who were studying in an unrelated field were to be able to change career choice, to have more/better career choices, and difficulty of finding employment in their previous field of study.

Institutional Research and Analysis

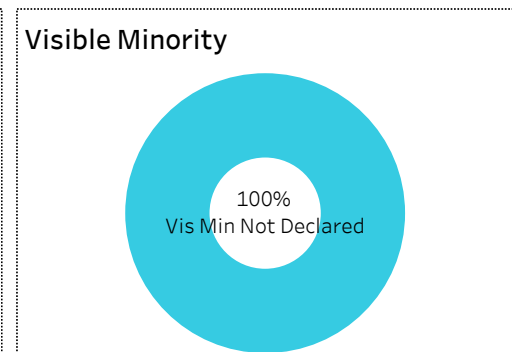
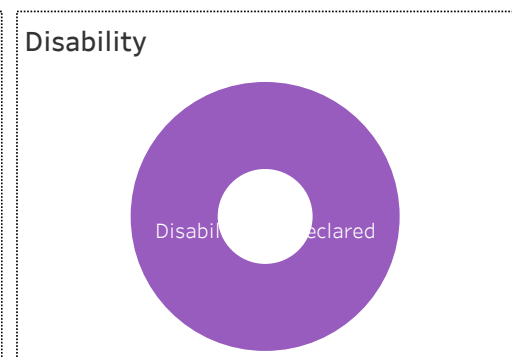

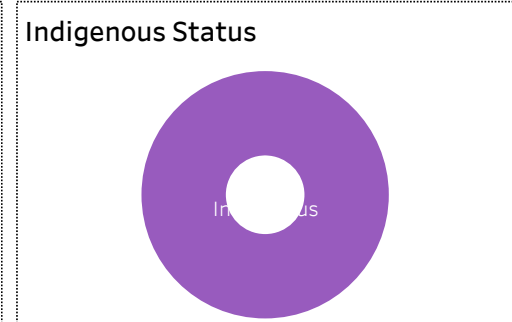
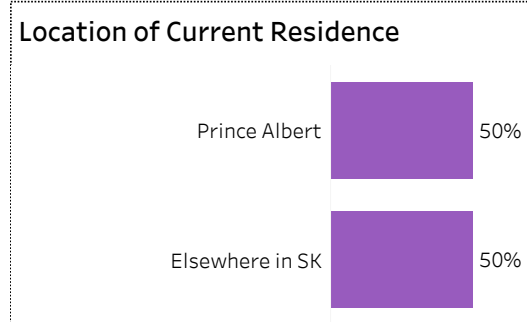


2019-20 Graduate Follow-up Survey Summary of Results (page 1/5) Respondent Profile



[Click on button to RESET Filters](#)

Number of Respondents: **2**
School: **Hospitality & Tourism** | Program: **Food Service Cook** | Credential: **Applied Certificate** | Admin Campus: **Prince Albert** | Base/CE: **Con Ed - Sask Polytech Delivered** | Indigenous: **Indigenous**





2019-20 Graduate Follow-up Survey Summary of Results (page 2/5) Graduate Employment



[Click on button to RESET Filters](#)

Number of Respondents
2

School: **Hospitality & Tourism** | Program: **Food Service Cook** | Credential: **Applied Certificate** | Admin Campus: **Prince Albert** | Base/CE: **Con Ed - Sask Polytech Delivered** | Indigenous: **Indigenous**

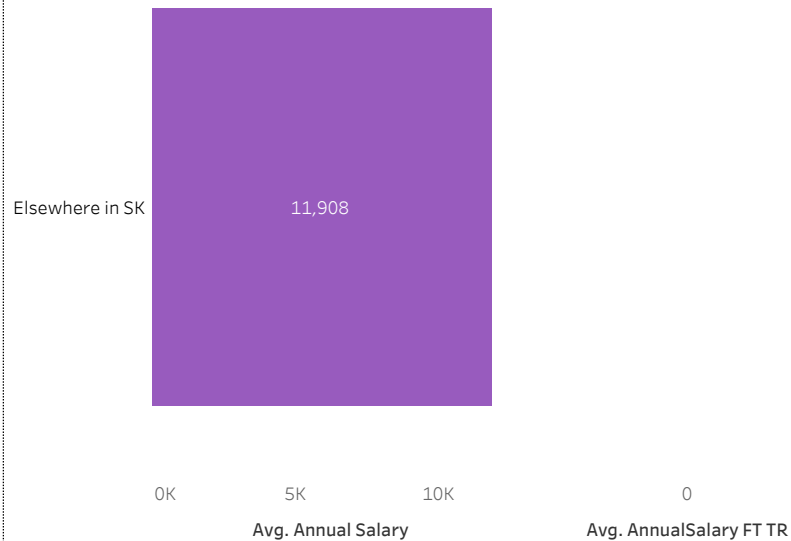
Overall Employment Rate

#Available Workforce	# of Grads Employed	Employment Rate	# of Fulltime Employed Grads	Full-time Employment Rate
2	1	50%	0	0%

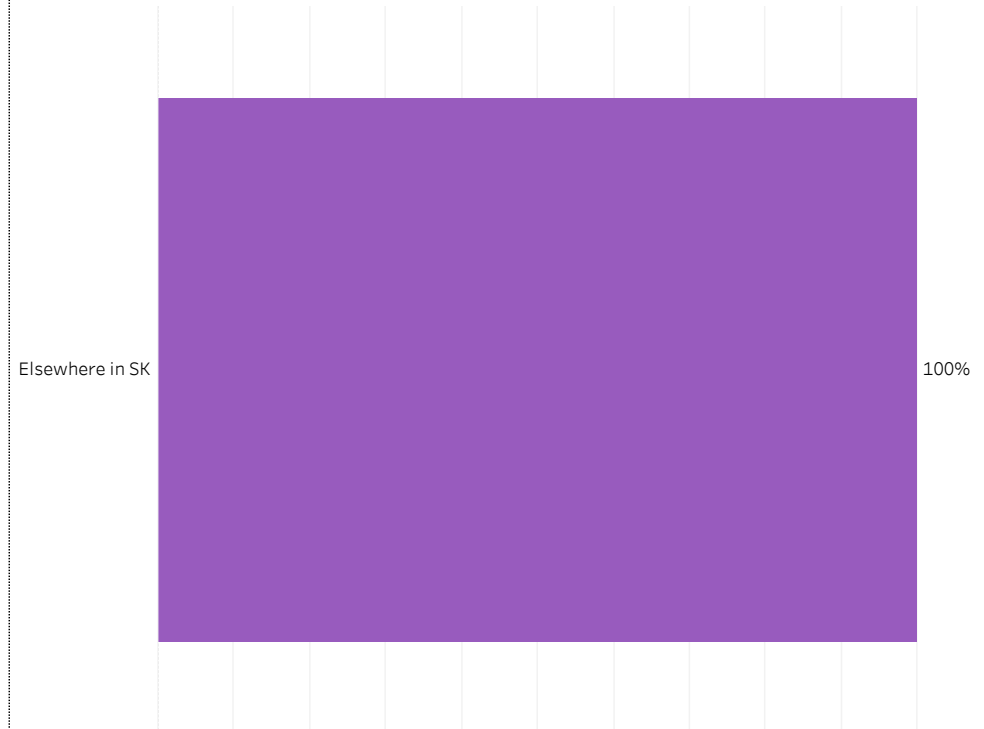
Training Related (TR) Employment

#Available Workforce	# of TR Employed Grads	TR Employment Rate	# of Fulltime TR Employed Grads	Full-time Training Related Employment Rate
2	0	0%	0	0%

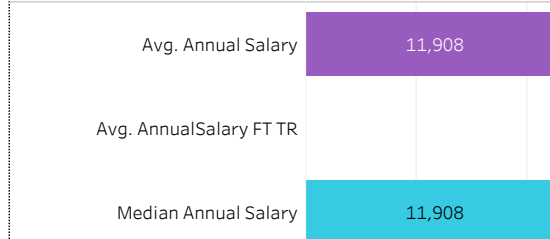
Average Salaries by Location of Employment




Location of Employment



Average/Median Salary



Relatedness of Job to Training





2019-20 Graduate Follow-up Survey

Summary of Results (page 3/5)

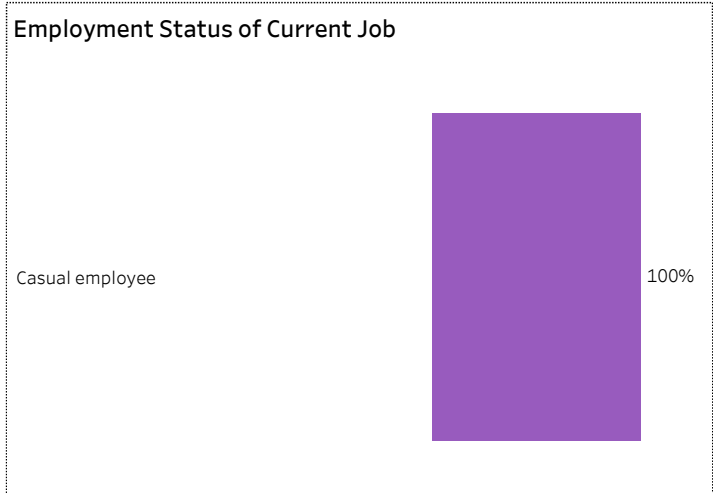
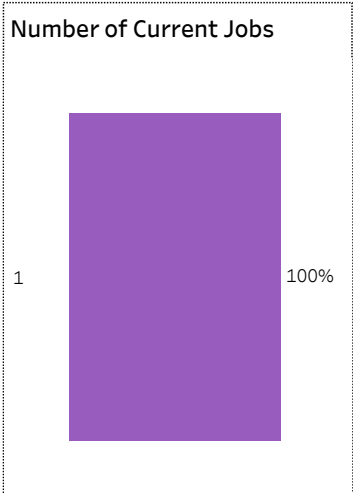
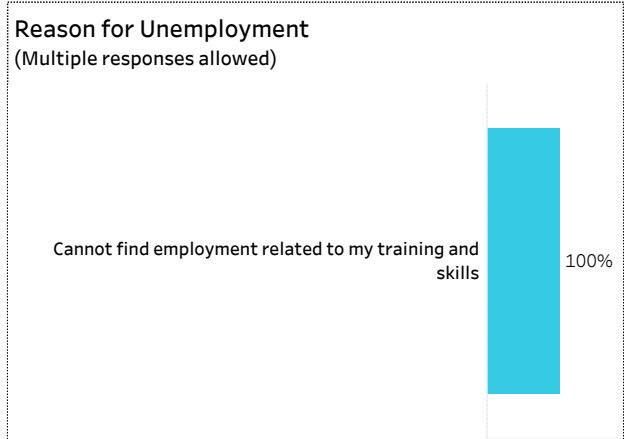
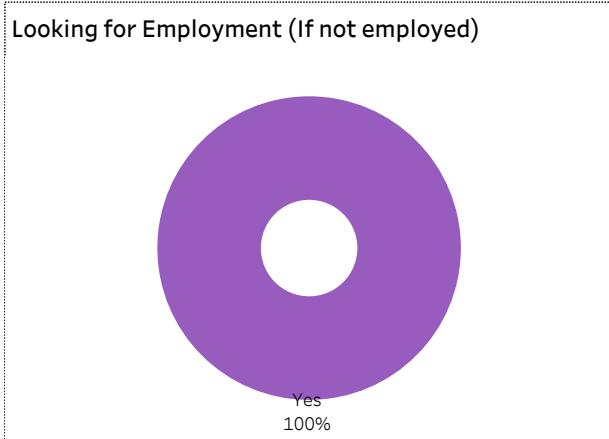
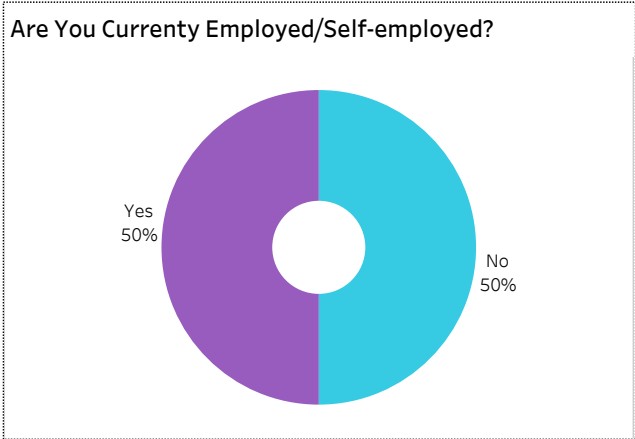
Graduate Employment (continued)



[Click on button to RESET Filters](#)

Number of Respondents: **2**

School: **Hospitality & Tourism** | Program: **Food Service Cook** | Credential: **Applied Certificate** | Admin Campus: **Prince Albert** | Base/CE: **Con Ed - Sask Polytech Delivered** | Indigenous: **Indigenous**





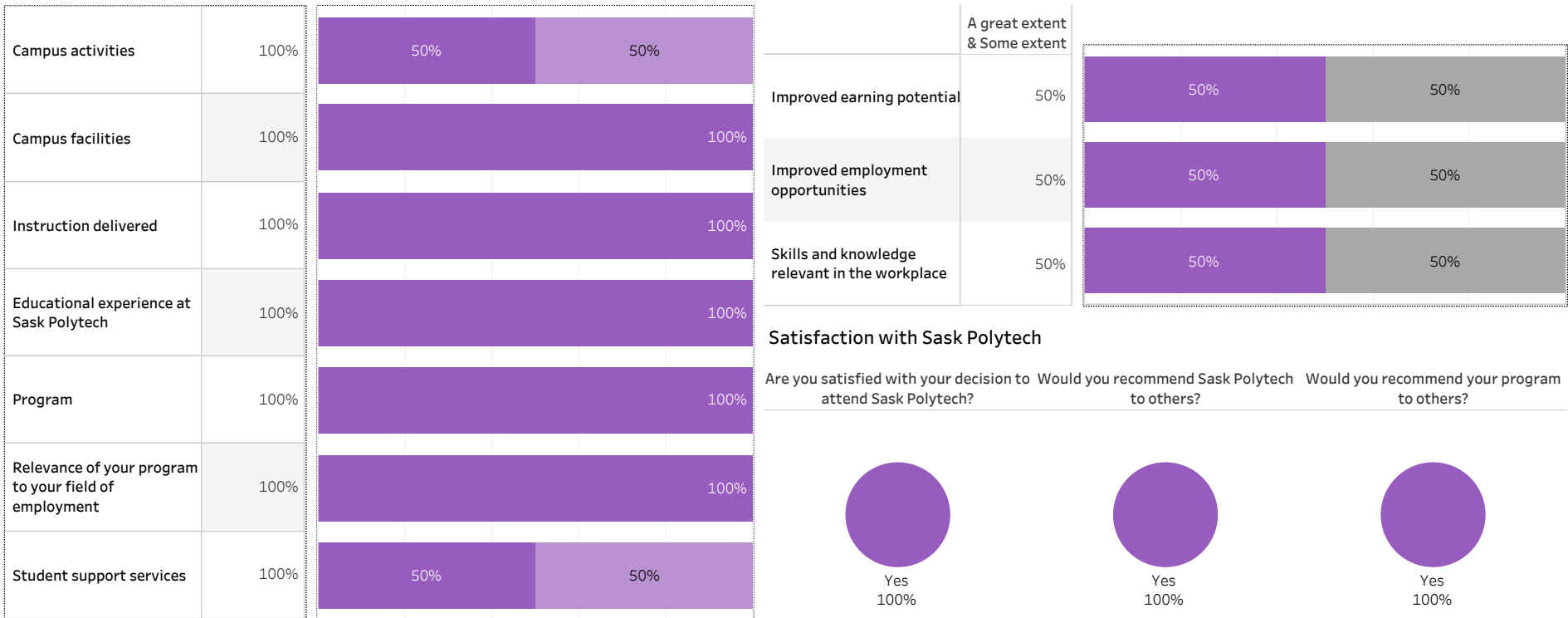
2019-20 Graduate Follow-up Survey Summary of Results (page 4/5) Satisfaction and Program Benefits



Click on button to RESET Filters

Number of Respondents 2	School: Hospitality & Tourism Program: Food Service Cook Credential: Applied Certificate Admin Campus: Prince Albert Base/CE: Con Ed - Sask Polytech Delivered Indigenous: Indigenous
-----------------------------------	--

Level of Satisfaction	Very Satisfied & Somewhat Satisfied	Very satisfied	Somewhat satisfied	Program Benefits	A Great Extent & Some Extent	A great extent	Not applicable
-----------------------	-------------------------------------	----------------	--------------------	------------------	------------------------------	----------------	----------------



Institutional Research and Analysis




2019-20 Graduate Follow-up Survey Summary of Results (page 5/5) Further Post-Secondary Education



[Click on button to RESET Filters](#)

Number of Respondents 2	School: Hospitality & Tourism Program: Food Service Cook Credential: Applied Certificate Admin Campus: Prince Albert Base/CE: Con Ed - Sask Polytech Delivered Indigenous: Indigenous
-----------------------------------	--

Currently Taking Further PSE 	Enrolment Status	Current Program Related to Program Completed at Sask Polytech
---	------------------	---

Type of Post-Secondary Institution Enroled in

Among the students who pursued further education, 25% indicated the program was not related to the one they completed at Sask Polytech. Common reasons cited by the graduates who were studying in an unrelated field were to be able to change career choice, to have more/better career choices, and difficulty of finding employment in their previous field of study.

Institutional Research and Analysis



2019-20 Graduate Follow-up Survey Summary of Results (page 1/5) Respondent Profile



[Click on button to RESET Filters](#)

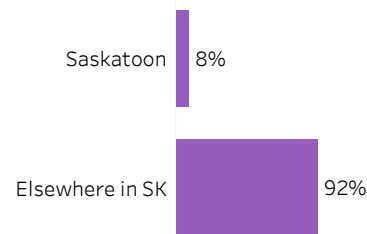
Number of Respondents
12

School: **Hospitality & Tourism** | Program: **Food Service Cook** | Credential: **Applied Certificate** | Admin Campus: **Prince Albert** | Base/CE: **Con Ed - Brokered** | Indigenous: **Indigenous**


School



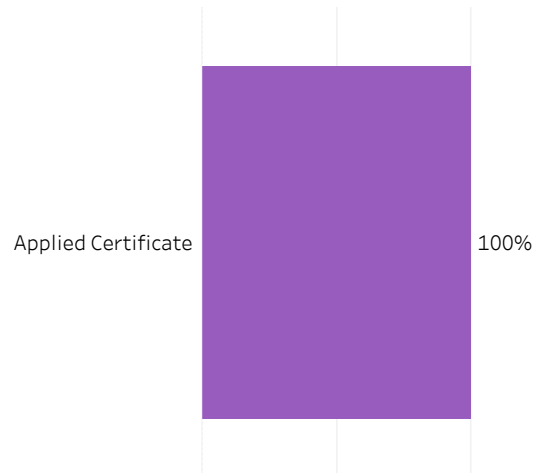
Location of Current Residence



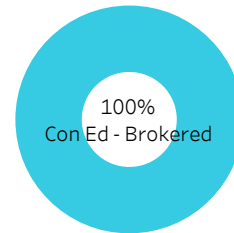
Indigenous Status




Credentials



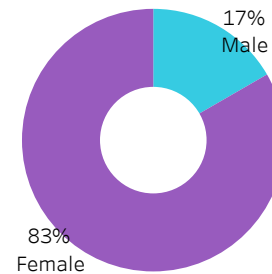
Base/CE



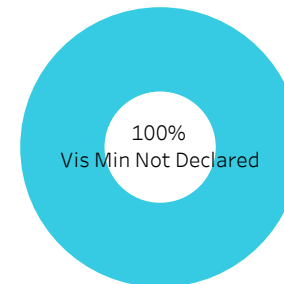
Disability



Gender



Visible Minority





2019-20 Graduate Follow-up Survey Summary of Results (page 2/5) Graduate Employment



[Click on button to RESET Filters](#)

Number of Respondents
12

School: **Hospitality & Tourism** | Program: **Food Service Cook** | Credential: **Applied Certificate** | Admin Campus: **Prince Albert** | Base/CE: **Con Ed - Brokered** | Indigenous: **Indigenous**

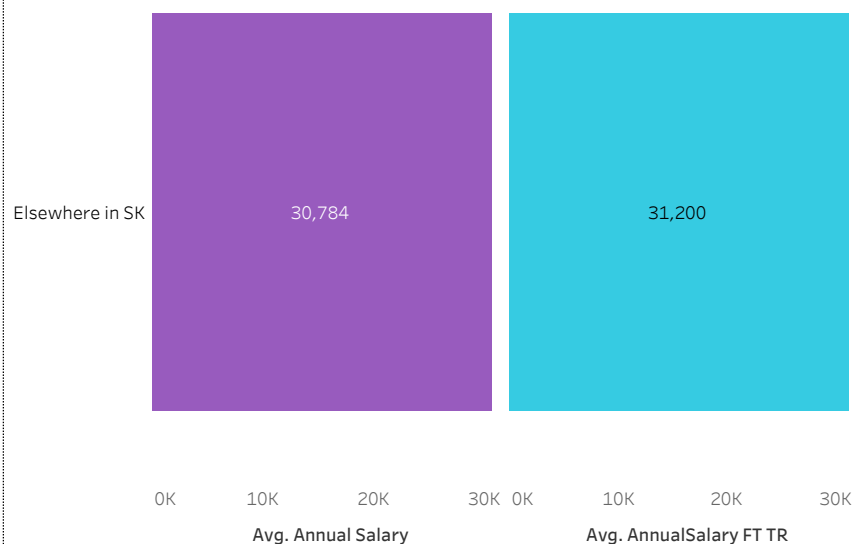
Overall Employment Rate

#Available Workforce	# of Grads Employed	Employment Rate	# of Fulltime Employed Grads	Full-time Employment Rate
9	7	78%	6	67%

Training Related (TR) Employment

#Available Workforce	# of TR Employed Grads	TR Employment Rate	# of Fulltime TR Employed Grads	Full-time Training Related Employment Rate
9	3	33%	3	33%

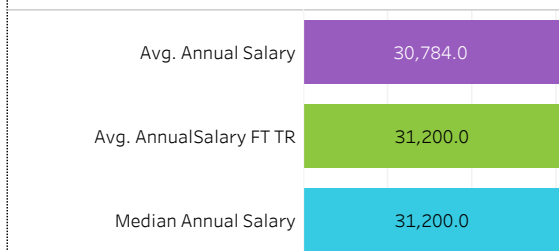
Average Salaries by Location of Employment



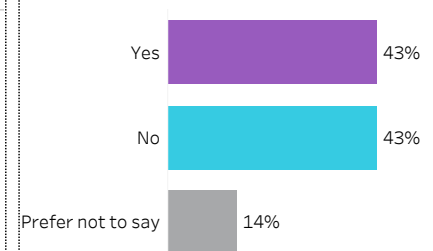
Location of Employment



Average/Median Salary



Relatedness of Job to Training



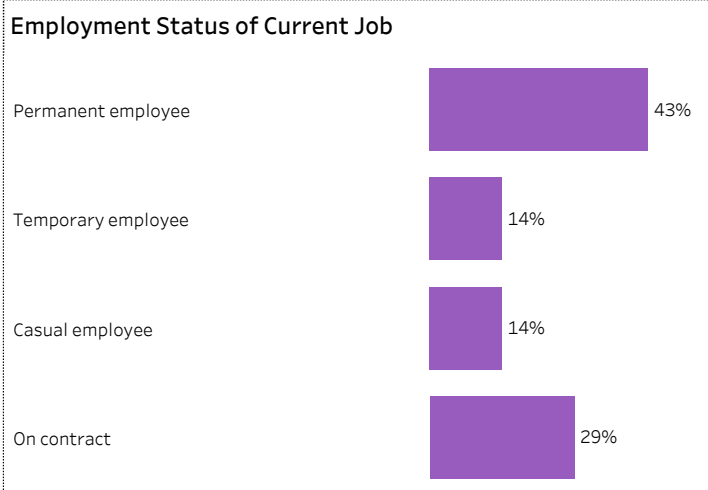
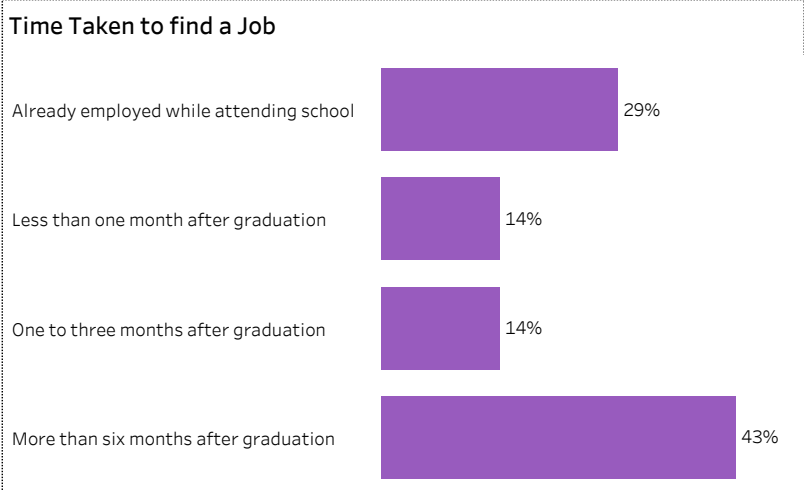
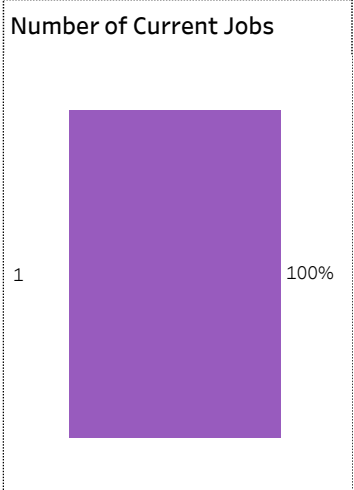
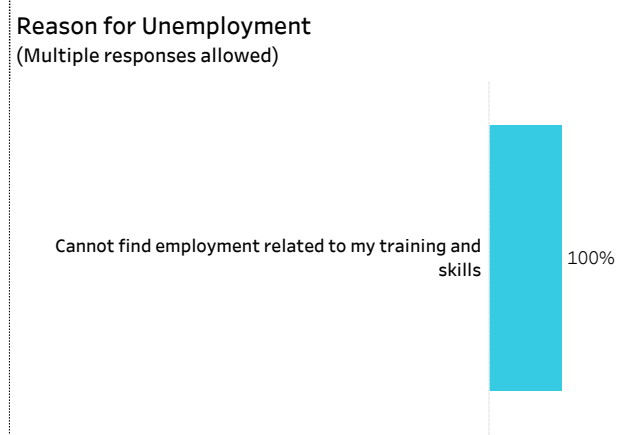
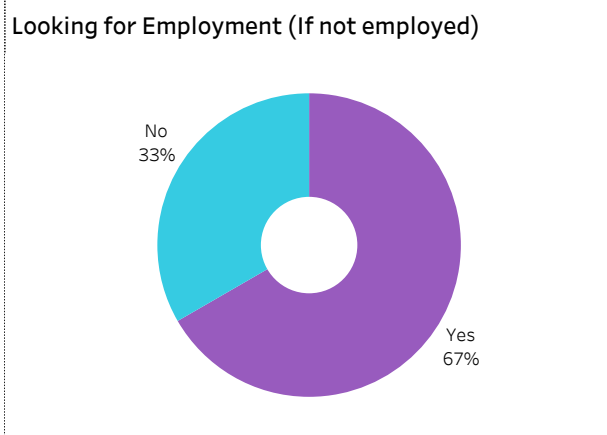
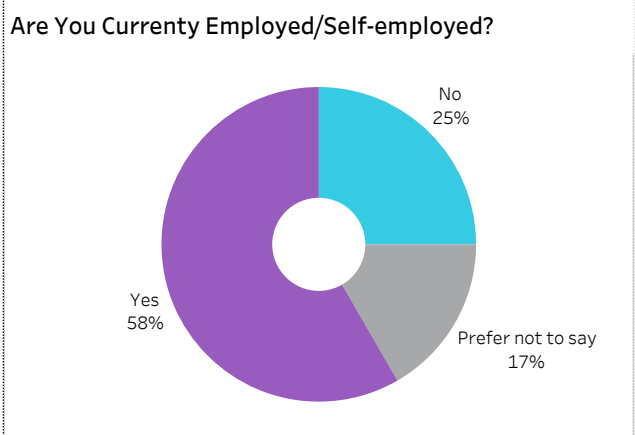


2019-20 Graduate Follow-up Survey Summary of Results (page 3/5) Graduate Employment (continued)



[Click on button to RESET Filters](#)

Number of Respondents **12** | School: **Hospitality & Tourism** | Program: **Food Service Cook** | Credential: **Applied Certificate** | Admin Campus: **Prince Albert** | Base/CE: **Con Ed - Brokered** | Indigenous: **Indigenous**





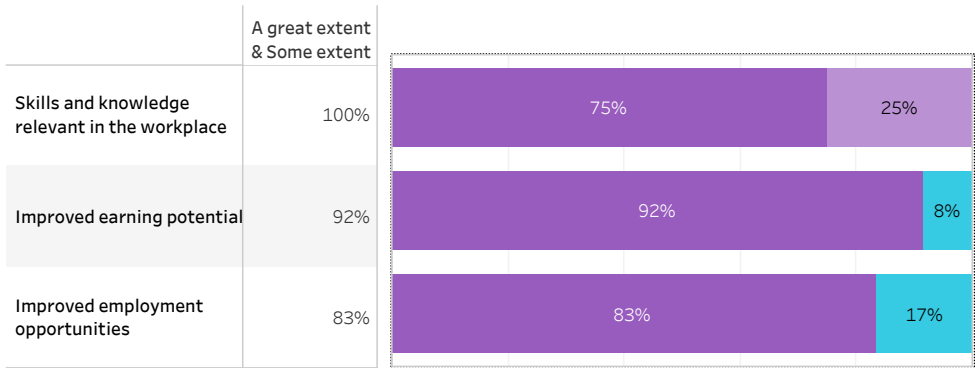
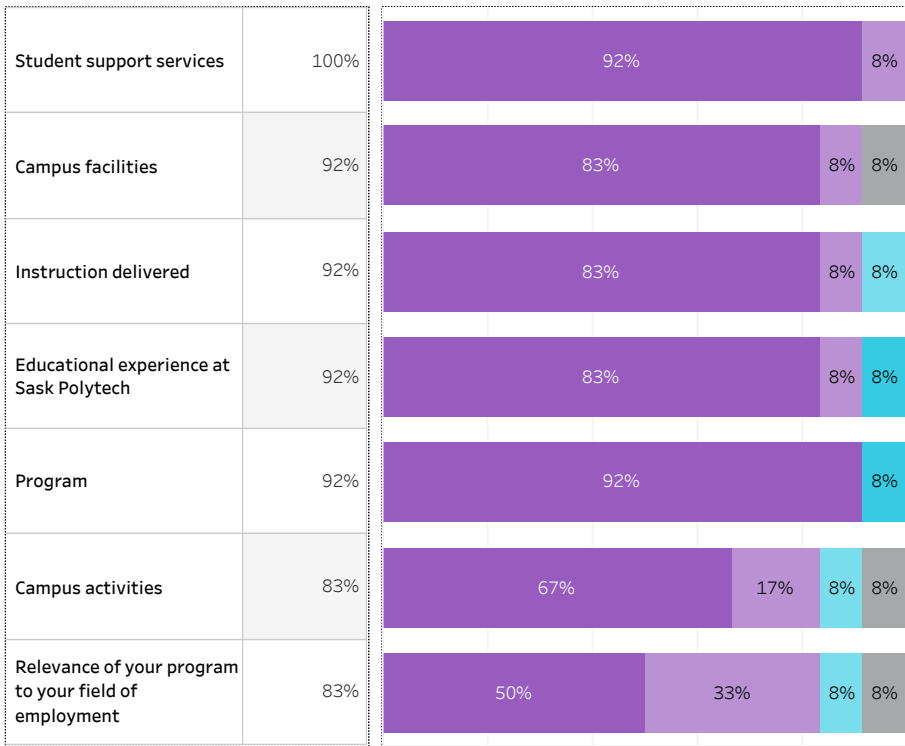
2019-20 Graduate Follow-up Survey Summary of Results (page 4/5) Satisfaction and Program Benefits



Click on button to RESET Filters

Number of Respondents 12	School: Hospitality & Tourism Program: Food Service Cook Credential: Applied Certificate Admin Campus: Prince Albert Base/CE: Con Ed - Brokered Indigenous: Indigenous
---	---

Level of Satisfaction	Very Satisfied & Somewhat Satisfied	Very satisfied Somewhat satisfied Very dissatisfied Somewhat dissatisfied	Not sure	Program Benefits	A Great Extent & Some Extent A Great Extent Some Extent A great extent
-----------------------	-------------------------------------	--	----------	------------------	---



Satisfaction with Sask Polytech

Are you satisfied with your decision to attend Sask Polytech? Would you recommend Sask Polytech to others? Would you recommend your program to others?



Yes
100%



Yes
100%



Yes
100%

Institutional Research and Analysis

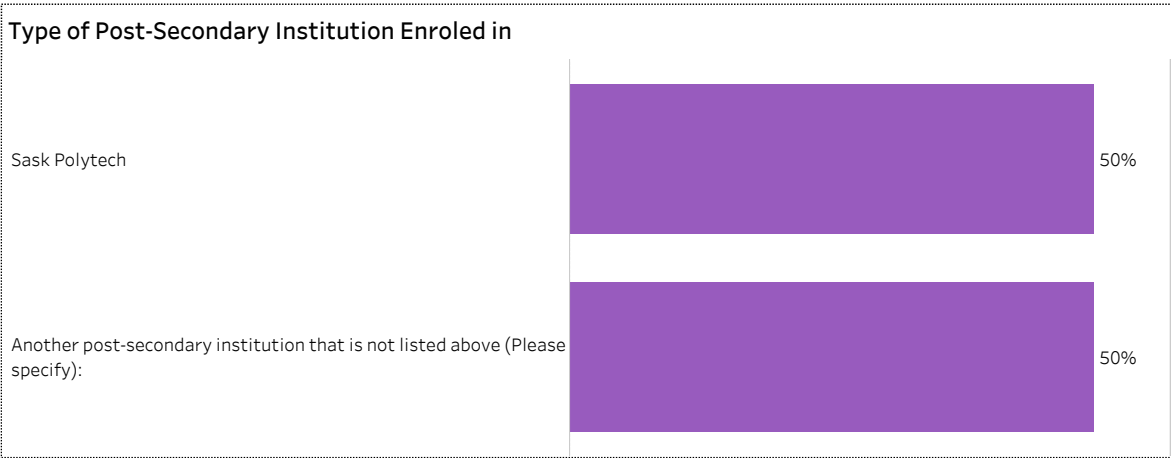
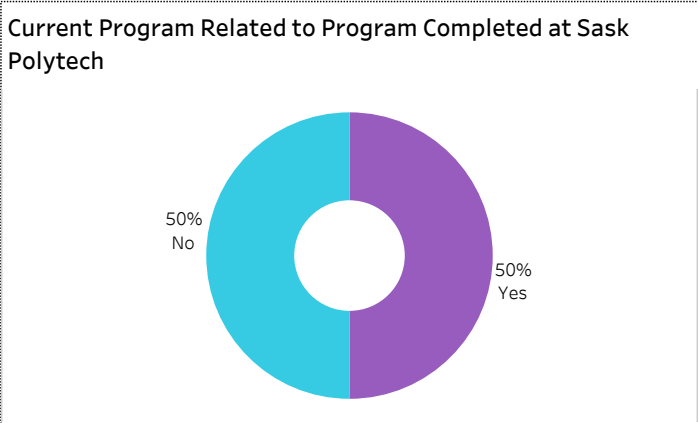
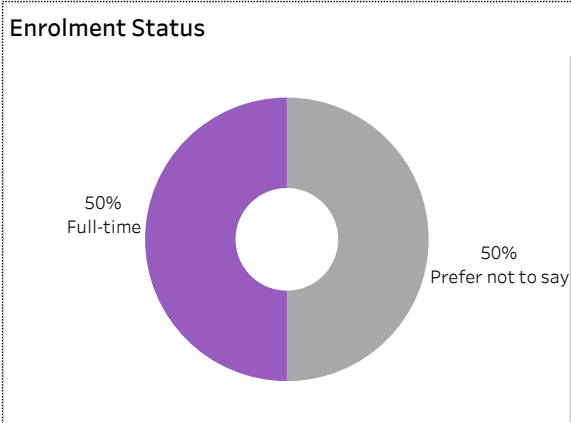
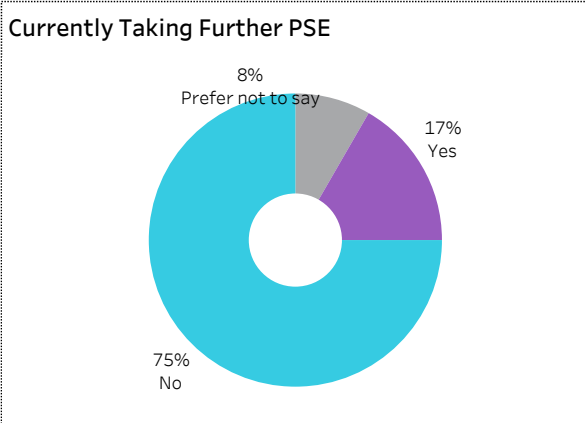


2019-20 Graduate Follow-up Survey Summary of Results (page 5/5) Further Post-Secondary Education



[Click on button to RESET Filters](#)

Number of Respondents **12** | School: **Hospitality & Tourism** | Program: **Food Service Cook** | Credential: **Applied Certificate** | Admin Campus: **Prince Albert** | Base/CE: **Con Ed - Brokered** | Indigenous: **Indigenous**



Among the students who pursued further education, 25% indicated the program was not related to the one they completed at Sask Polytech. Common reasons cited by the graduates who were studying in an unrelated field were to be able to change career choice, to have more/better career choices, and difficulty of finding employment in their previous field of study.

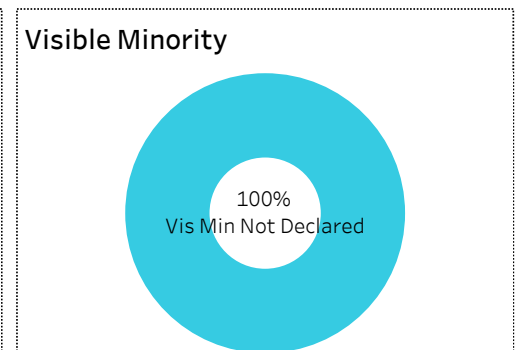
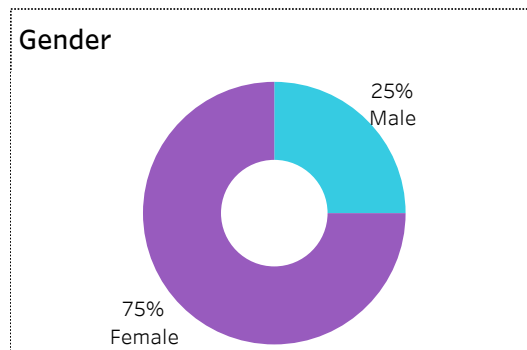
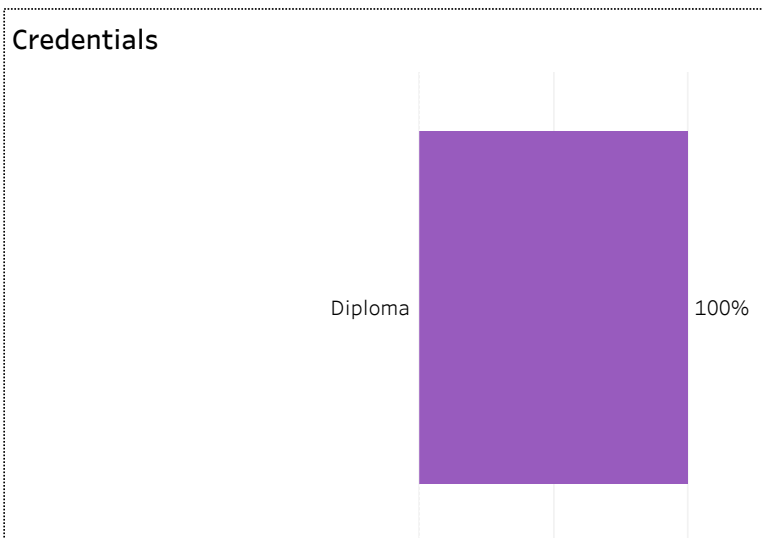
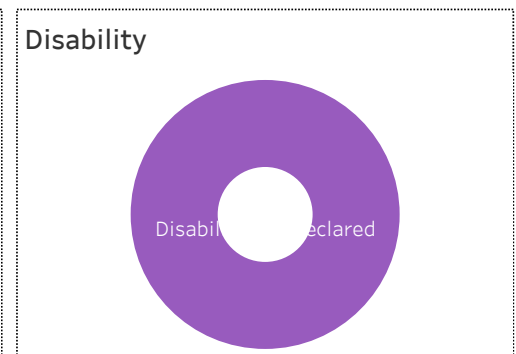

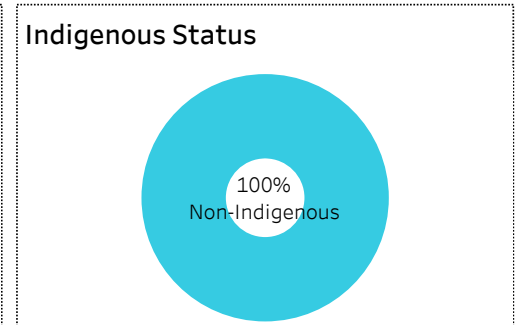
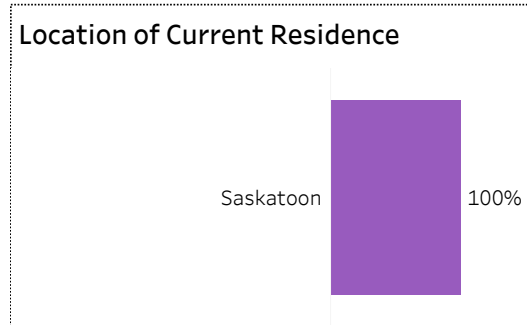


2019-20 Graduate Follow-up Survey Summary of Results (page 1/5) Respondent Profile



[Click on button to RESET Filters](#)

Number of Respondents: **20**
School: **Hospitality & Tourism** | Program: **Hotel & Restaurant Management** | Credential: **Diploma** | Admin Campus: **Saskatoon** | Base/CE: **Base** | Indigenous: **Non-Indigenous**





2019-20 Graduate Follow-up Survey Summary of Results (page 2/5) Graduate Employment



[Click on button to RESET Filters](#)

Number of Respondents
20

School: **Hospitality & Tourism** | Program: **Hotel & Restaurant Management** | Credential: **Diploma** | Admin Campus: **Saskatoon** | Base/CE: **Base**
| Indigenous: **Non-Indigenous**

Overall Employment Rate

#Available Workforce	# of Grads Employed	Employment Rate	# of Fulltime Employed Grads	Full-time Employment Rate
20	19	95%	14	70%

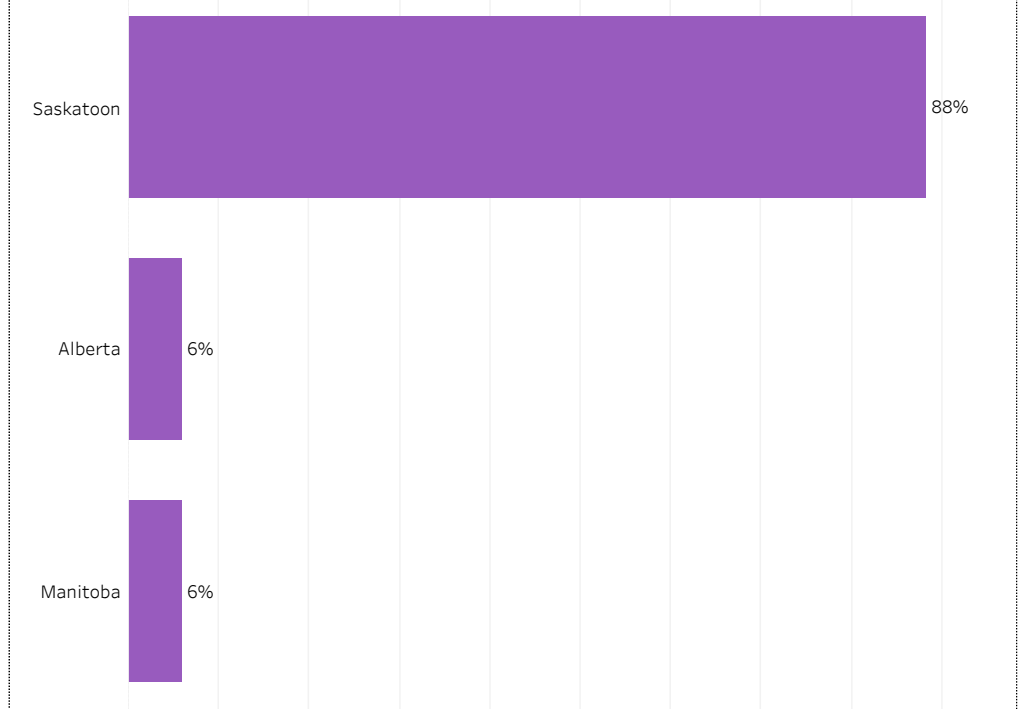
Training Related (TR) Employment

#Available Workforce	# of TR Employed Grads	TR Employment Rate	# of Fulltime TR Employed Grads	Full-time Training Related Employment Rate
20	15	75%	10	50%

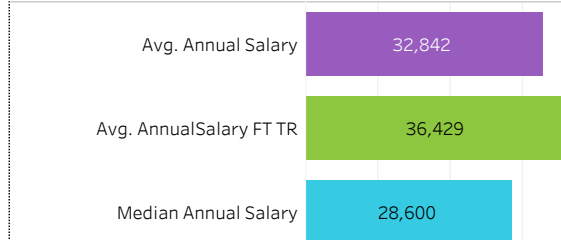
Average Salaries by Location of Employment



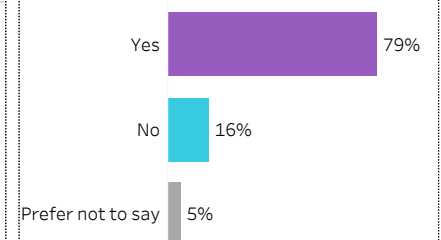
Location of Employment



Average/Median Salary



Relatedness of Job to Training



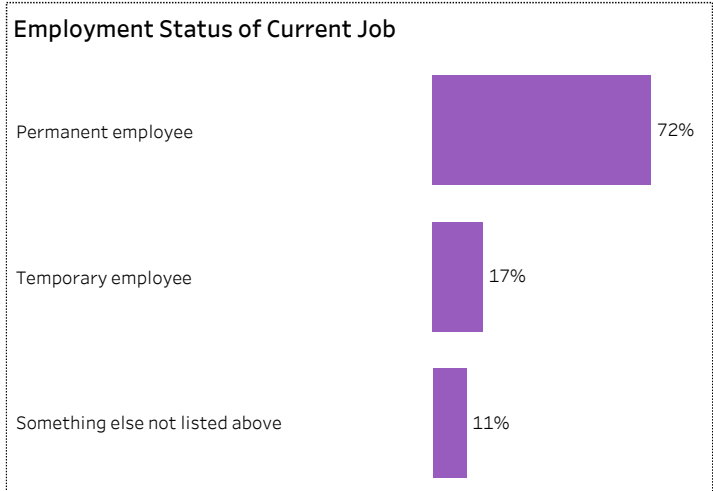
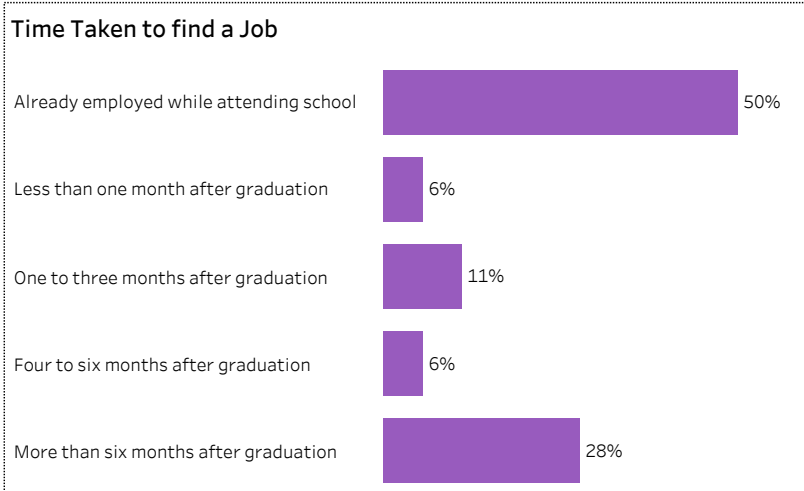
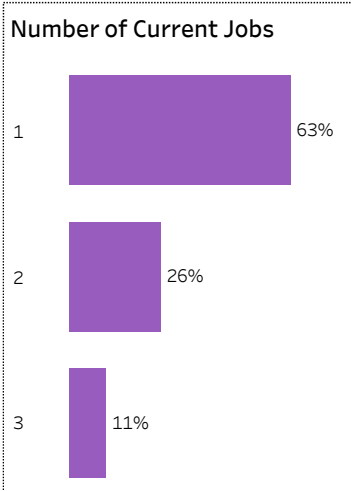
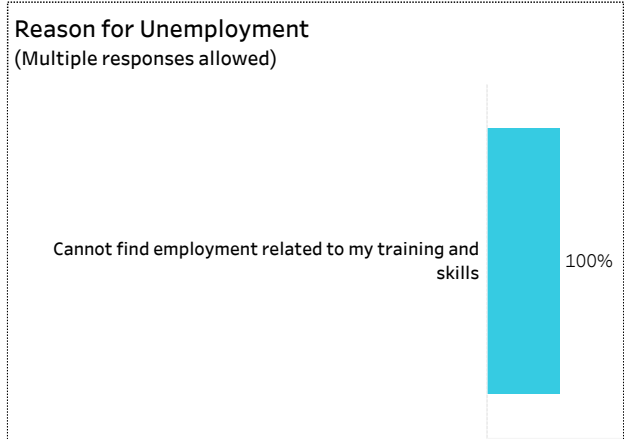
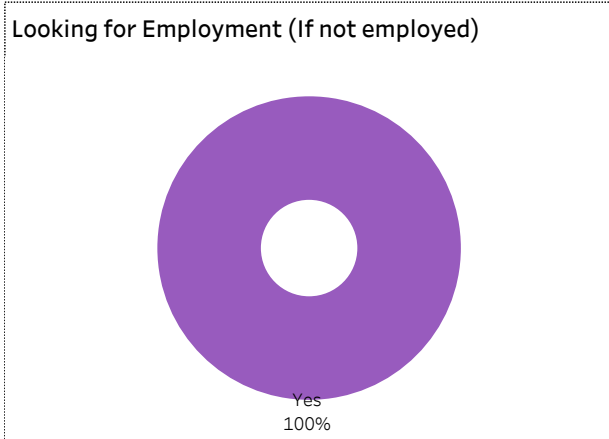
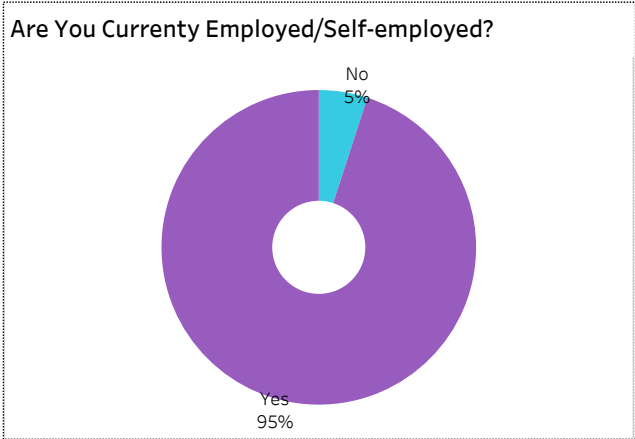


2019-20 Graduate Follow-up Survey Summary of Results (page 3/5) Graduate Employment (continued)



[Click on button to RESET Filters](#)

Number of Respondents: **20**
School: **Hospitality & Tourism** | Program: **Hotel & Restaurant Management** | Credential: **Diploma** | Admin Campus: **Saskatoon** |
Base/CE: **Base** | Indigenous: **Non-Indigenous**





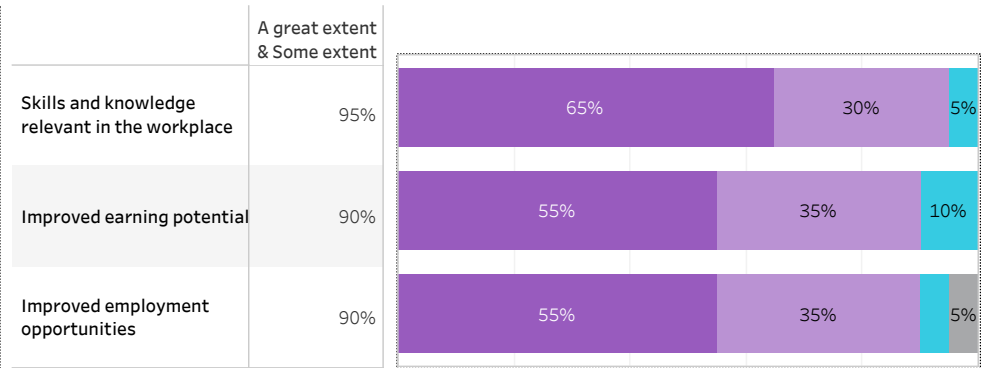
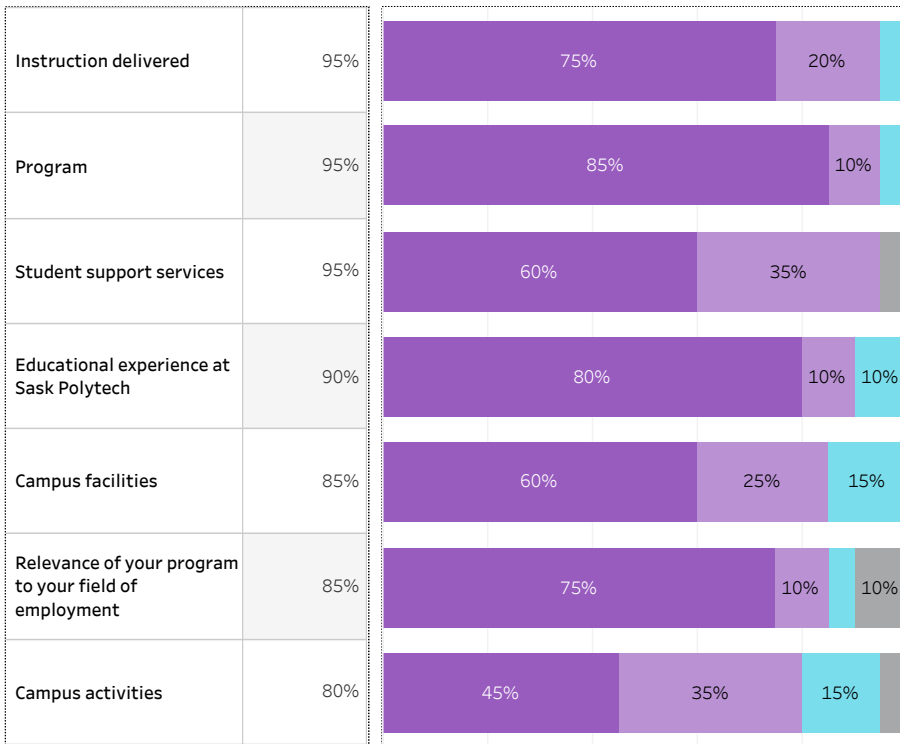
2019-20 Graduate Follow-up Survey Summary of Results (page 4/5) Satisfaction and Program Benefits



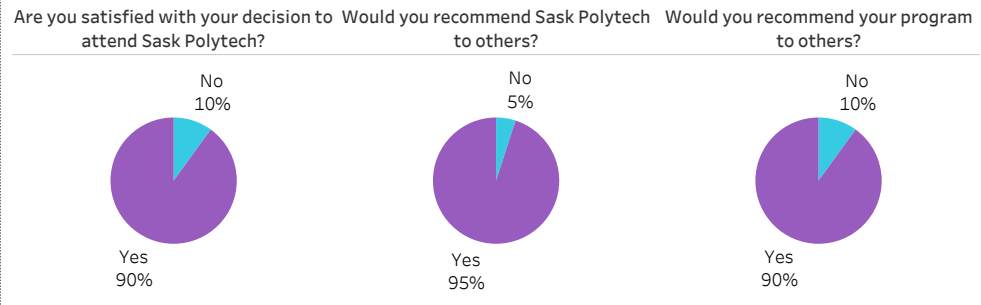
Click on button to RESET Filters

Number of Respondents 20	School: Hospitality & Tourism Program: Hotel & Restaurant Management Credential: Diploma Admin Campus: Saskatoon Base/CE: Base Indigenous: Non-Indigenous
------------------------------------	--

Level of Satisfaction	Very Satisfied & Somewhat Satisfied	<ul style="list-style-type: none"> Very satisfied Somewhat satisfied Somewhat dissatisfied Not sure 	Program Benefits	A Great Extent & Some Extent	<ul style="list-style-type: none"> Not sure No extent at all Some extent A great extent
-----------------------	-------------------------------------	---	------------------	------------------------------	---



Satisfaction with Sask Polytech



Institutional Research and Analysis



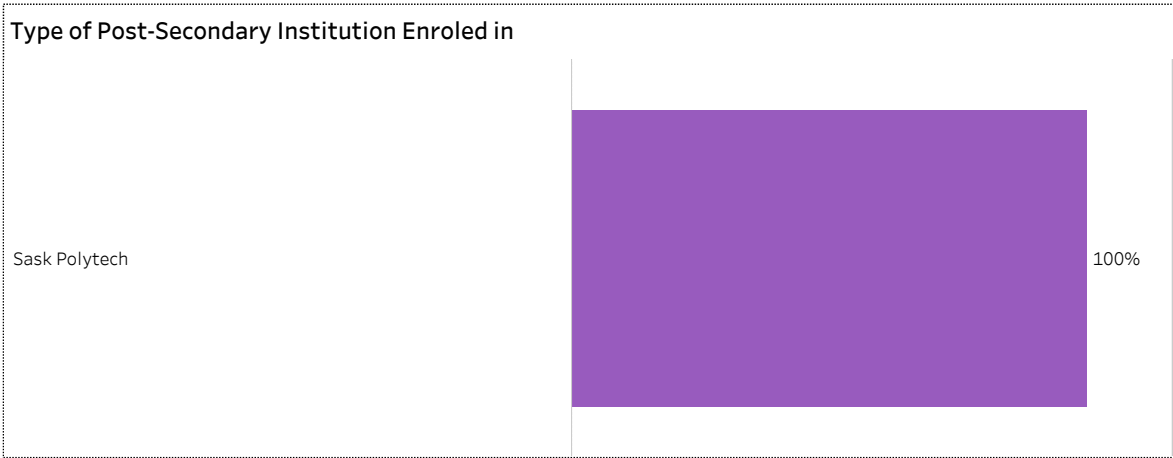
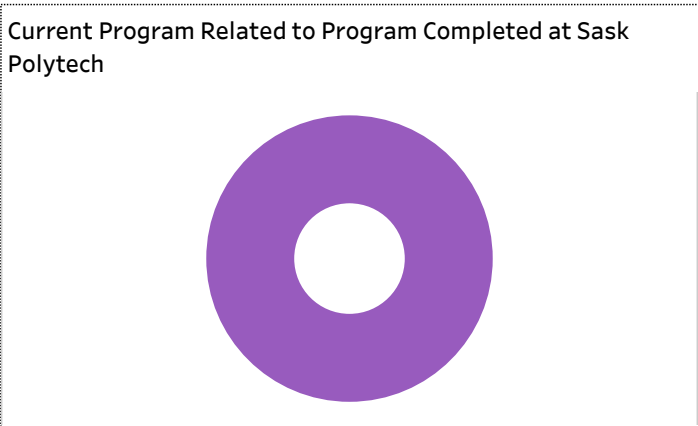

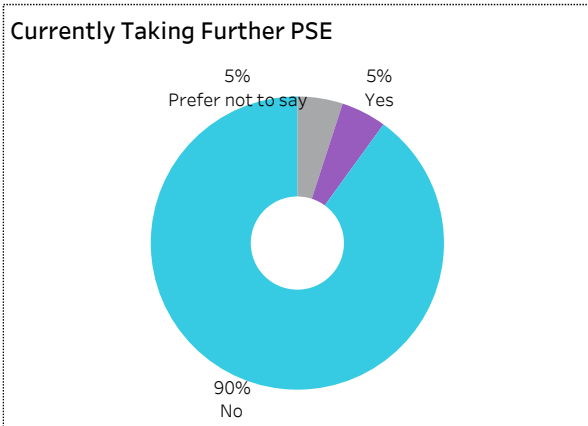
2019-20 Graduate Follow-up Survey Summary of Results (page 5/5) Further Post-Secondary Education



[Click on button to RESET Filters](#)

Number of Respondents
20

School: **Hospitality & Tourism** | Program: **Hotel & Restaurant Management** | Credential: **Diploma** | Admin Campus: **Saskatoon** |
Base/CE: **Base** | Indigenous: **Non-Indigenous**



Among the students who pursued further education, 25% indicated the program was not related to the one they completed at Sask Polytech. Common reasons cited by the graduates who were studying in an unrelated field were to be able to change career choice, to have more/better career choices, and difficulty of finding employment in their previous field of study.

Institutional Research and Analysis



2019-20 Graduate Follow-up Survey Summary of Results (page 1/5) Respondent Profile



[Click on button to RESET Filters](#)

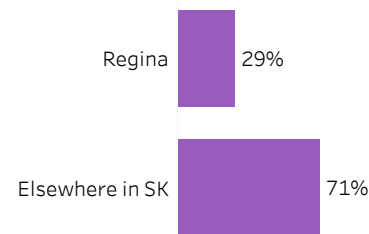
Number of Respondents
7

School: **Hospitality & Tourism** | Program: **Institutional Cooking** | Credential: **Applied Certificate** | Admin Campus: **Prince Albert** | Base/CE: **Con Ed - Brokered** | Indigenous: **All**

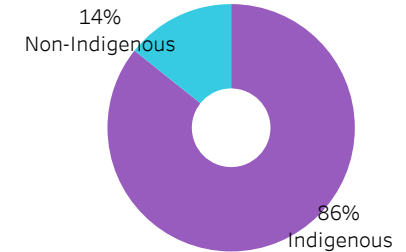
School

Hospitality & Tourism 100%

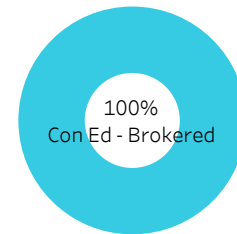
Location of Current Residence



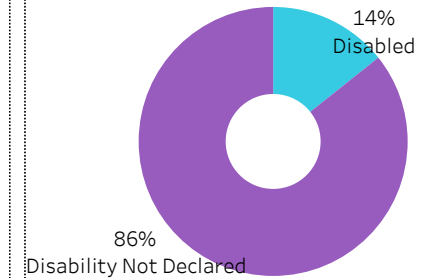
Indigenous Status



Base/CE



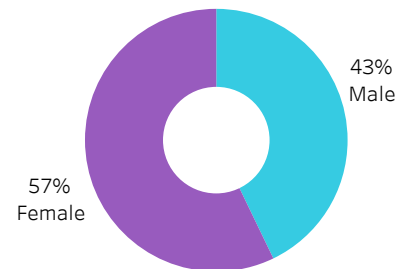
Disability



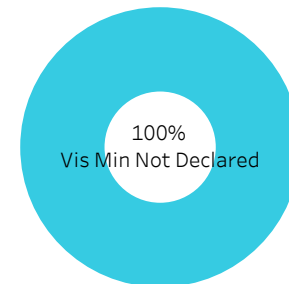
Credentials

Applied Certificate 100%

Gender



Visible Minority





2019-20 Graduate Follow-up Survey Summary of Results (page 2/5) Graduate Employment



[Click on button to RESET Filters](#)

Number of Respondents
7

School: **Hospitality & Tourism** | Program: **Institutional Cooking** | Credential: **Applied Certificate** | Admin Campus: **Prince Albert** | Base/CE: **Con Ed - Brokered** | Indigenous: **All**

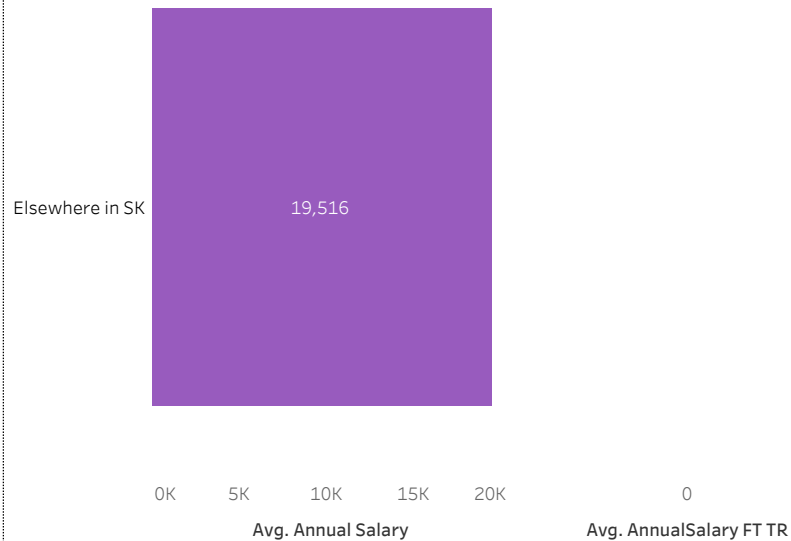
Overall Employment Rate

#Available Workforce	# of Grads Employed	Employment Rate	# of Fulltime Employed Grads	Full-time Employment Rate
6	4	67%	2	33%

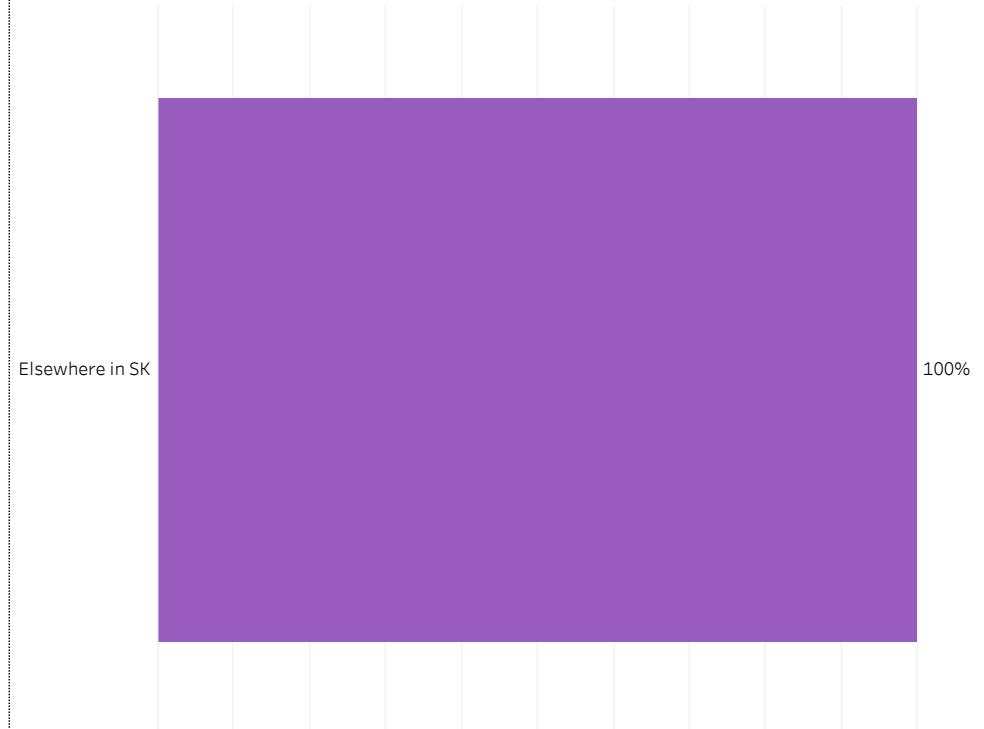
Training Related (TR) Employment

#Available Workforce	# of TR Employed Grads	TR Employment Rate	# of Fulltime TR Employed Grads	Full-time Training Related Employment Rate
6	2	33%	0	0%

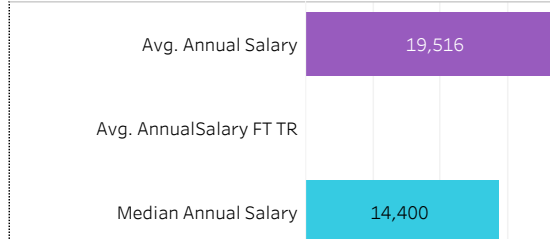
Average Salaries by Location of Employment



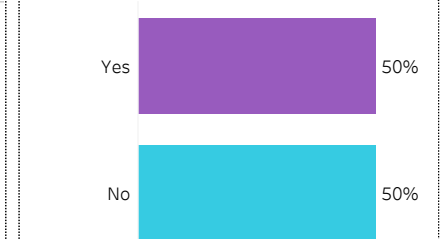
Location of Employment



Average/Median Salary



Relatedness of Job to Training





2019-20 Graduate Follow-up Survey

Summary of Results (page 3/5)

Graduate Employment (continued)

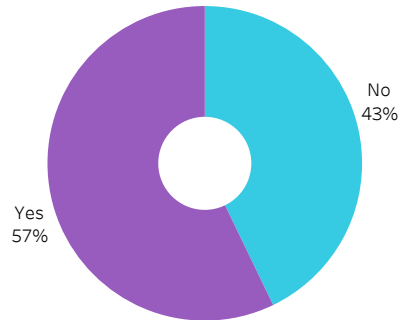


[Click on button to RESET Filters](#)

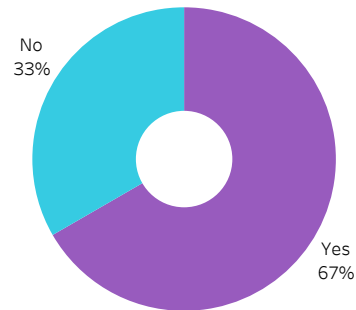
Number of Respondents
7

School: **Hospitality & Tourism** | Program: **Institutional Cooking** | Credential: **Applied Certificate** | Admin Campus: **Prince Albert** |
Base/CE: **Con Ed - Brokered** | Indigenous: **All**

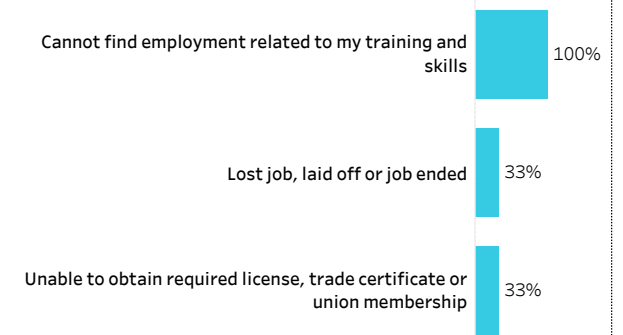
Are You Currently Employed/Self-employed?



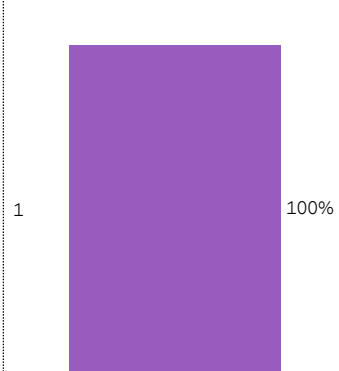
Looking for Employment (If not employed)



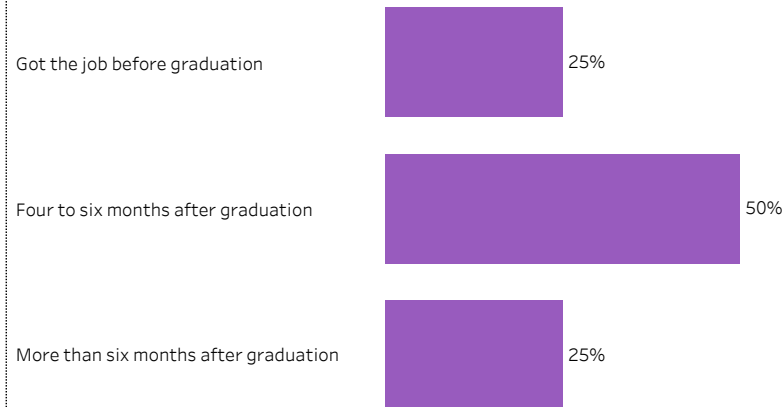
Reason for Unemployment (Multiple responses allowed)



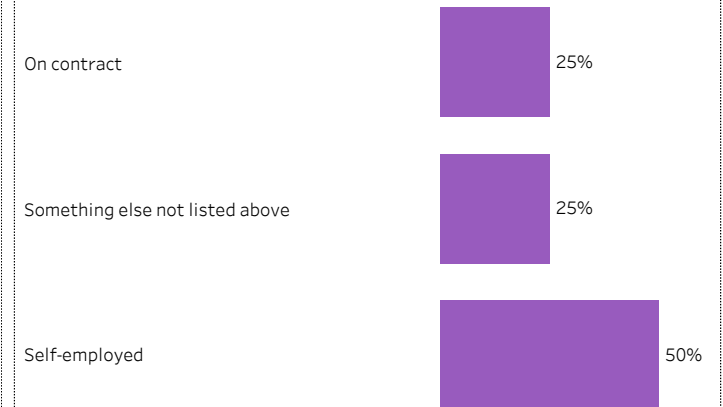
Number of Current Jobs



Time Taken to find a Job



Employment Status of Current Job





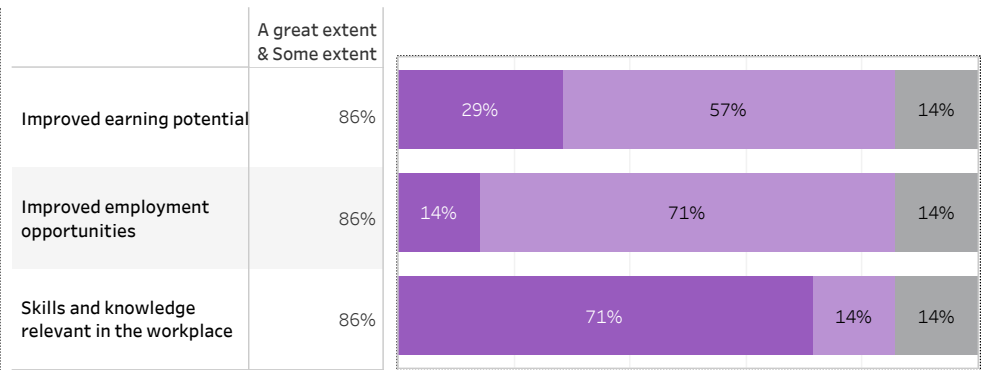
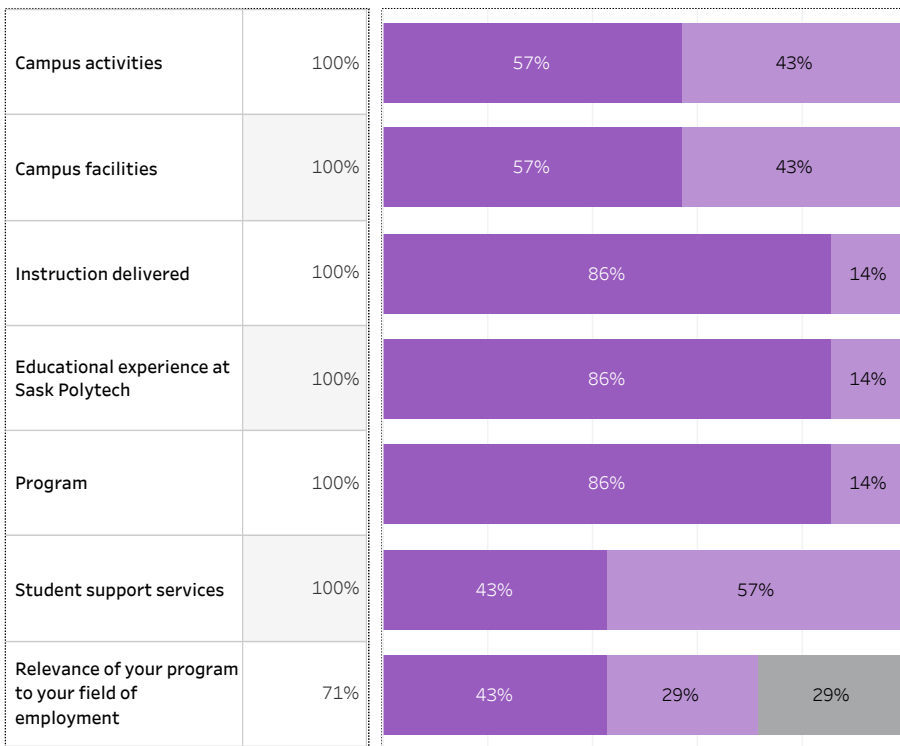
2019-20 Graduate Follow-up Survey Summary of Results (page 4/5) Satisfaction and Program Benefits



Click on button to RESET Filters

Number of Respondents 7	School: Hospitality & Tourism Program: Institutional Cooking Credential: Applied Certificate Admin Campus: Prince Albert Base/CE: Con Ed - Brokered Indigenous: All
-----------------------------------	--

Level of Satisfaction	Very Satisfied & Somewhat Satisfied	Very satisfied Somewhat satisfied Not sure	Program Benefits	A Great Extent & Some Extent	Not sure Some extent A great extent
-----------------------	-------------------------------------	--	------------------	------------------------------	---



Satisfaction with Sask Polytech


Are you satisfied with your decision to attend Sask Polytech? | Would you recommend Sask Polytech to others? | Would you recommend your program to others?



Yes
100%



Yes
100%



Yes
100%

Institutional Research and Analysis




2019-20 Graduate Follow-up Survey Summary of Results (page 5/5) Further Post-Secondary Education



[Click on button to RESET Filters](#)

Number of Respondents 7	School: Hospitality & Tourism Program: Institutional Cooking Credential: Applied Certificate Admin Campus: Prince Albert Base/CE: Con Ed - Brokered Indigenous: All
-----------------------------------	--

Currently Taking Further PSE  <p>100% No</p>	Enrolment Status	Current Program Related to Program Completed at Sask Polytech
---	-------------------------	--

Type of Post-Secondary Institution Enroled in
--

Among the students who pursued further education, 25% indicated the program was not related to the one they completed at Sask Polytech. Common reasons cited by the graduates who were studying in an unrelated field were to be able to change career choice, to have more/better career choices, and difficulty of finding employment in their previous field of study.

Institutional Research and Analysis

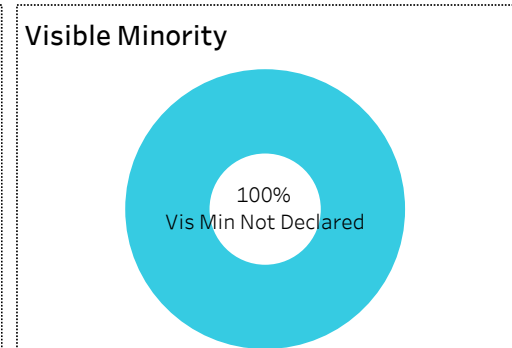
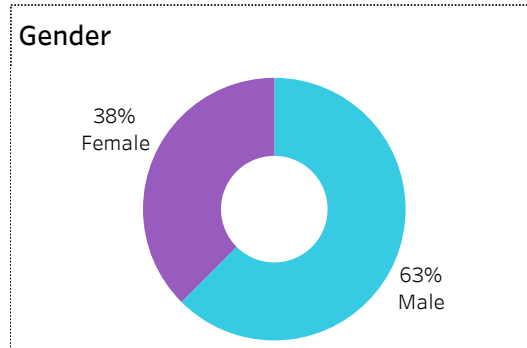
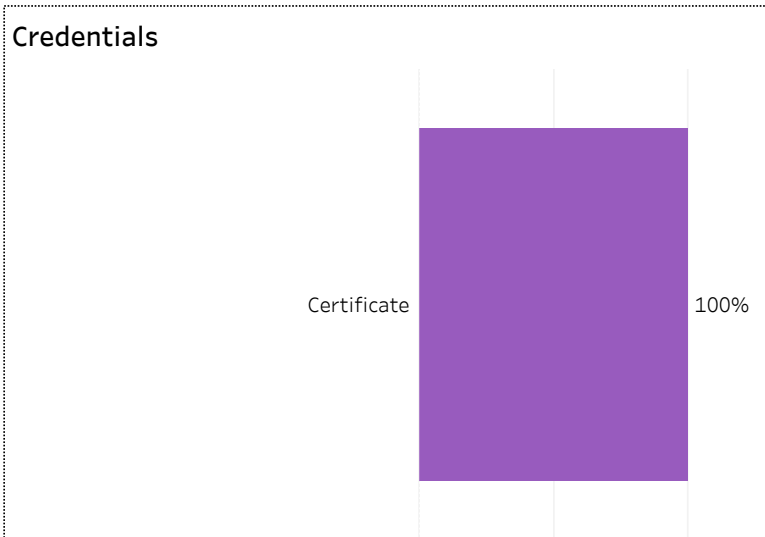
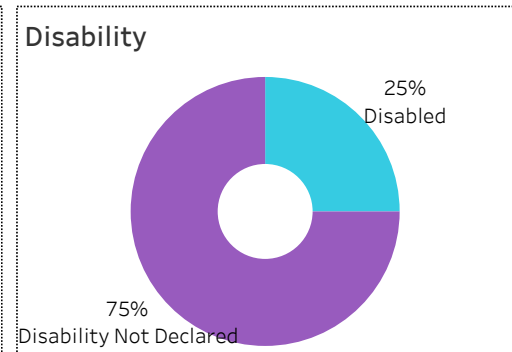

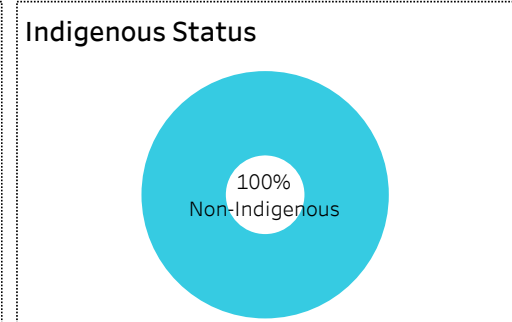
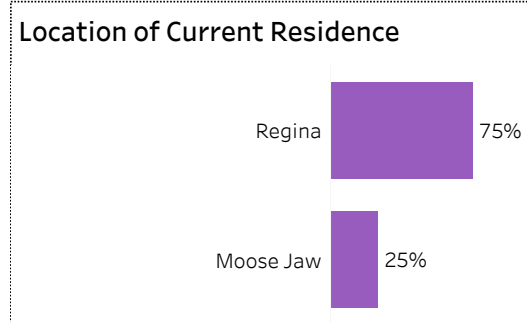


2019-20 Graduate Follow-up Survey Summary of Results (page 1/5) Respondent Profile



[Click on button to RESET Filters](#)

Number of Respondents: **8**
School: **Hospitality & Tourism** | Program: **Professional Cooking** | Credential: **Certificate** | Admin Campus: **Moose Jaw** | Base/CE: **Base** | Indigenous: **Non-Indigenous**





2019-20 Graduate Follow-up Survey Summary of Results (page 2/5) Graduate Employment



[Click on button to RESET Filters](#)

Number of Respondents
8

School: **Hospitality & Tourism** | Program: **Professional Cooking** | Credential: **Certificate** | Admin Campus: **Moose Jaw** | Base/CE: **Base** |
Indigenous: **Non-Indigenous**

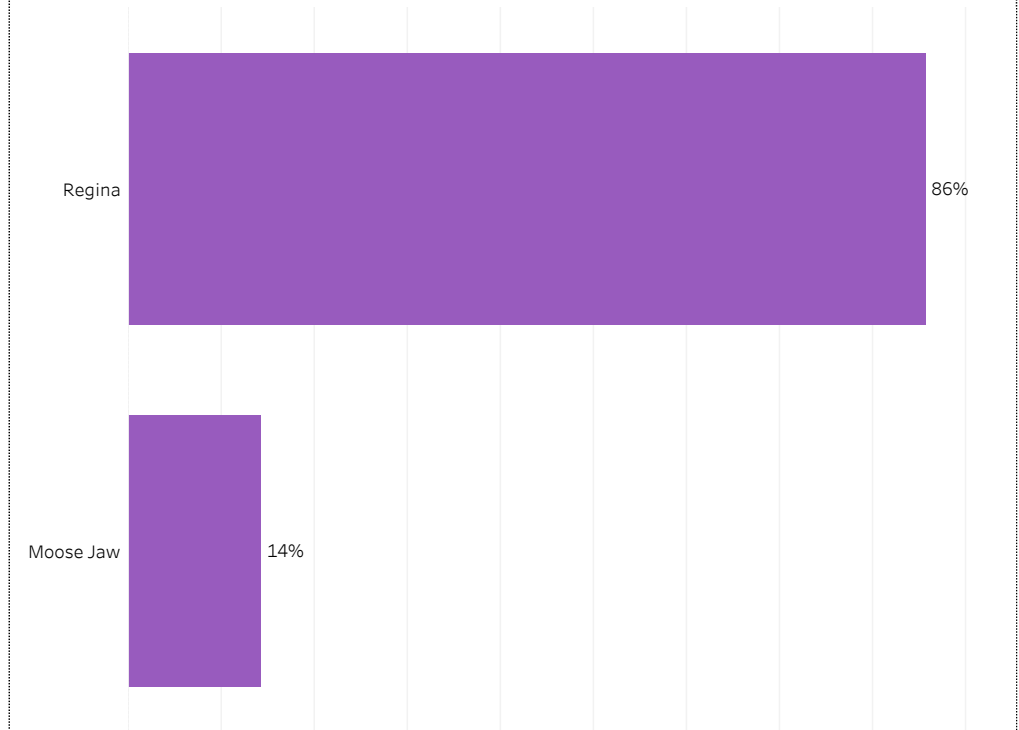
Overall Employment Rate

#Available Workforce	# of Grads Employed	Employment Rate	# of Fulltime Employed Grads	Full-time Employment Rate
8	7	88%	5	63%

Training Related (TR) Employment

#Available Workforce	# of TR Employed Grads	TR Employment Rate	# of Fulltime TR Employed Grads	Full-time Training Related Employment Rate
8	6	75%	4	50%

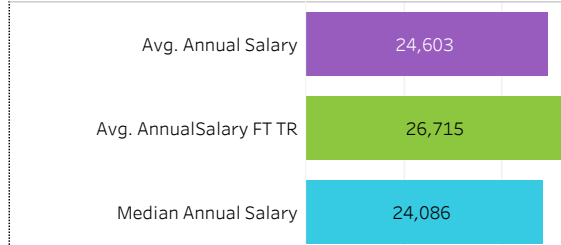
Location of Employment



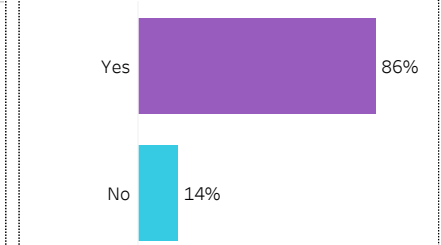
Average Salaries by Location of Employment



Average/Median Salary



Relatedness of Job to Training



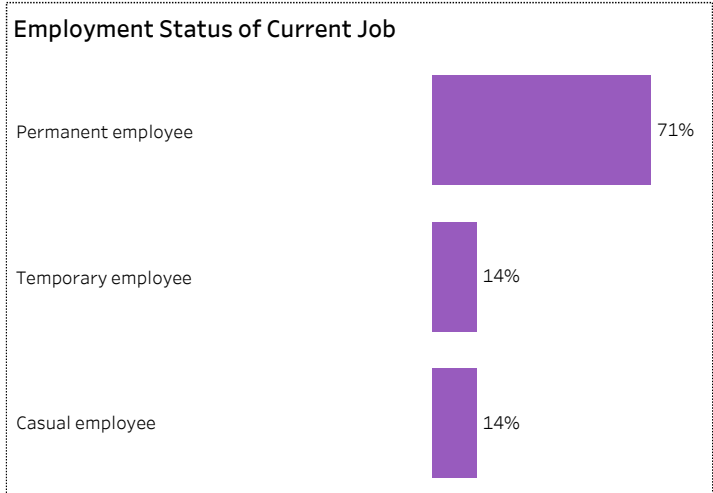
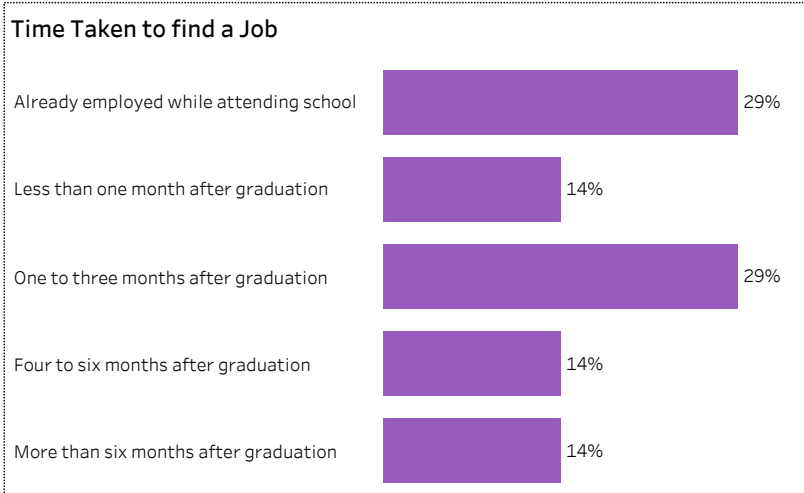
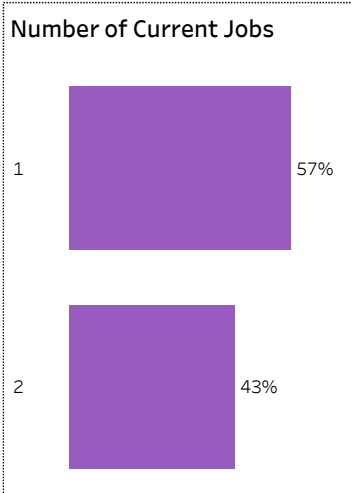
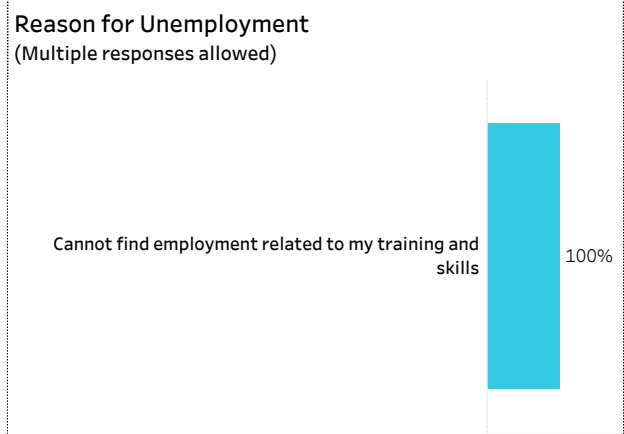
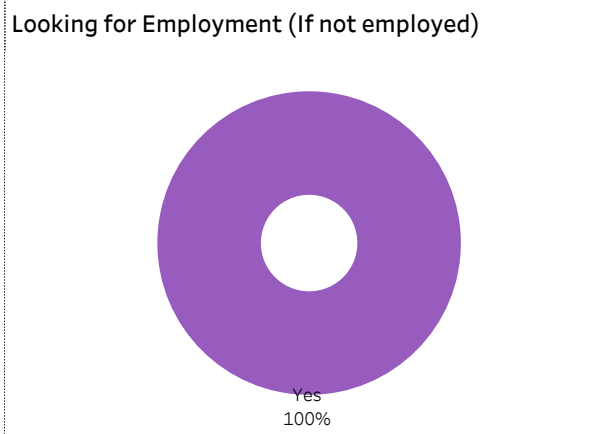
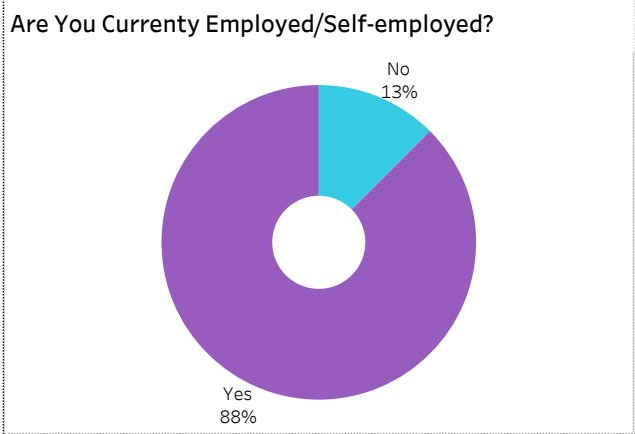


2019-20 Graduate Follow-up Survey Summary of Results (page 3/5) Graduate Employment (continued)



[Click on button to RESET Filters](#)

Number of Respondents: **8**
School: **Hospitality & Tourism** | Program: **Professional Cooking** | Credential: **Certificate** | Admin Campus: **Moose Jaw** | Base/CE: **Base**
| Indigenous: **Non-Indigenous**





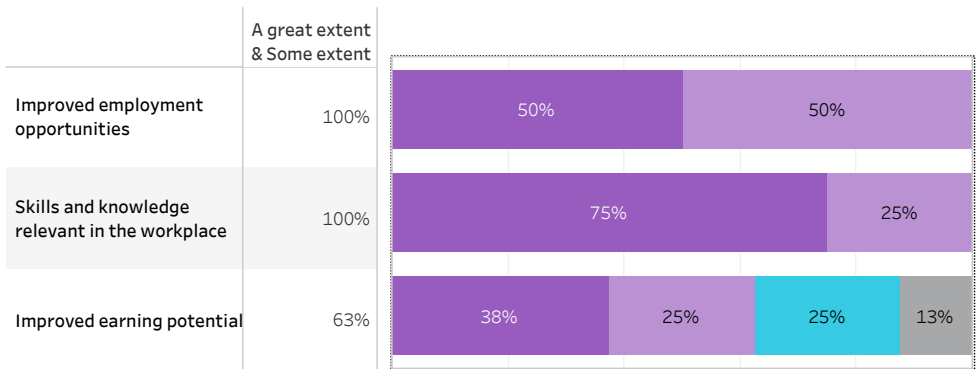
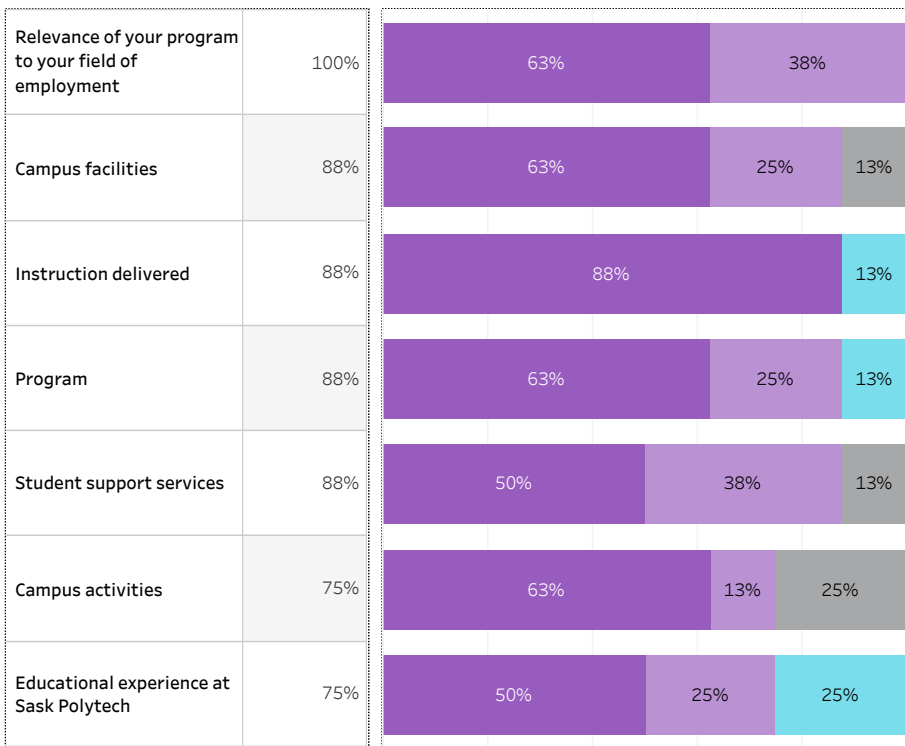
2019-20 Graduate Follow-up Survey Summary of Results (page 4/5) Satisfaction and Program Benefits



Click on button to RESET Filters

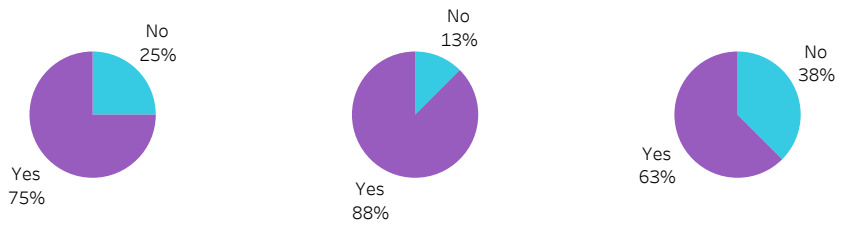
Number of Respondents 8	School: Hospitality & Tourism Program: Professional Cooking Credential: Certificate Admin Campus: Moose Jaw Base/CE: Base Indigenous: Non-Indigenous
-----------------------------------	---

Level of Satisfaction	Very Satisfied & Somewhat Satisfied	<ul style="list-style-type: none"> Very satisfied Somewhat satisfied Somewhat dissatisfied Not sure 	Program Benefits	A Great Extent & Some Extent	<ul style="list-style-type: none"> Not sure No extent at all Some extent A great extent
------------------------------	-------------------------------------	---	-------------------------	------------------------------	---



Satisfaction with Sask Polytech

Are you satisfied with your decision to attend Sask Polytech? Would you recommend Sask Polytech to others? Would you recommend your program to others?



Institutional Research and Analysis




2019-20 Graduate Follow-up Survey Summary of Results (page 5/5) Further Post-Secondary Education



[Click on button to RESET Filters](#)

Number of Respondents 8	School: Hospitality & Tourism Program: Professional Cooking Credential: Certificate Admin Campus: Moose Jaw Base/CE: Base Indigenous: Non-Indigenous
-----------------------------------	---

Currently Taking Further PSE  <p>100% No</p>	Enrolment Status	Current Program Related to Program Completed at Sask Polytech
---	-------------------------	--

Type of Post-Secondary Institution Enroled in
--

Among the students who pursued further education, 25% indicated the program was not related to the one they completed at Sask Polytech. Common reasons cited by the graduates who were studying in an unrelated field were to be able to change career choice, to have more/better career choices, and difficulty of finding employment in their previous field of study.

Institutional Research and Analysis



2019-20 Graduate Follow-up Survey Summary of Results (page 1/5) Respondent Profile



[Click on button to RESET Filters](#)

Number of Respondents
4

School: **Hospitality & Tourism** | Program: **Professional Cooking** | Credential: **Certificate** | Admin Campus: **Prince Albert** | Base/CE: **Base** | Indigenous: **All**

School

Hospitality & Tourism

100%

Location of Current Residence

Prince Albert

50%

Elsewhere in SK

50%

Indigenous Status

25%
Non-Indigenous

75%
Indigenous

Credentials

Certificate

100%

Base/CE

Disability

100%
Disability Not Declared

Gender

25%
Female

75%
Male

Visible Minority

100%
Vis Min Not Declared



2019-20 Graduate Follow-up Survey Summary of Results (page 2/5) Graduate Employment



[Click on button to RESET Filters](#)

Number of Respondents
4

School: **Hospitality & Tourism** | Program: **Professional Cooking** | Credential: **Certificate** | Admin Campus: **Prince Albert** | Base/CE: **Base** |
Indigenous: **All**

Overall Employment Rate

#Available Workforce	# of Grads Employed	Employment Rate	# of Fulltime Employed Grads	Full-time Employment Rate
2	1	50%	1	50%

Training Related (TR) Employment

#Available Workforce	# of TR Employed Grads	TR Employment Rate	# of Fulltime TR Employed Grads	Full-time Training Related Employment Rate
2	1	50%	1	50%


Average Salaries by Location of Employment



Location of Employment



Average/Median Salary



Relatedness of Job to Training





2019-20 Graduate Follow-up Survey

Summary of Results (page 3/5)

Graduate Employment (continued)

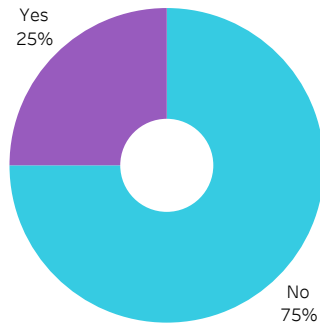


[Click on button to RESET Filters](#)

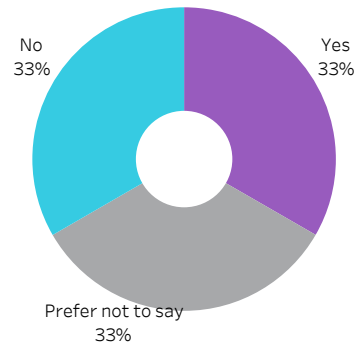
Number of Respondents
4

School: **Hospitality & Tourism** | Program: **Professional Cooking** | Credential: **Certificate** | Admin Campus: **Prince Albert** | Base/CE: **Base** | Indigenous: **All**

Are You Currently Employed/Self-employed?



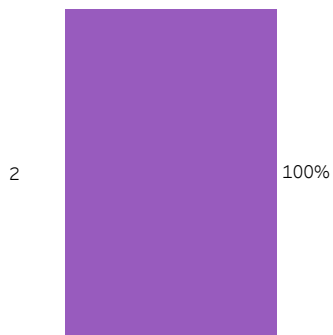
Looking for Employment (If not employed)



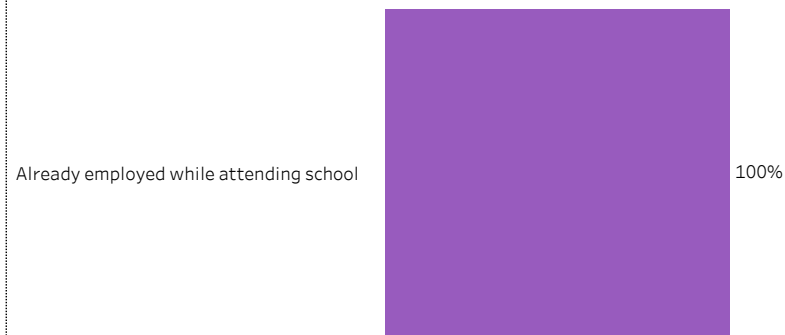
Reason for Unemployment (Multiple responses allowed)




Number of Current Jobs



Time Taken to find a Job



Employment Status of Current Job





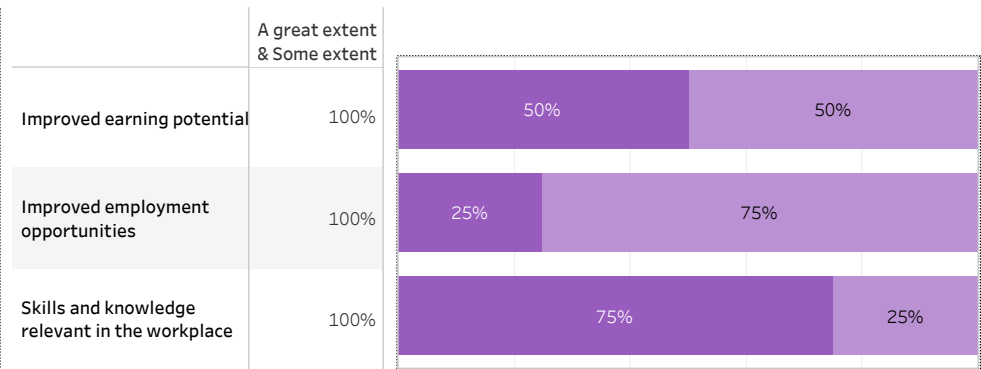
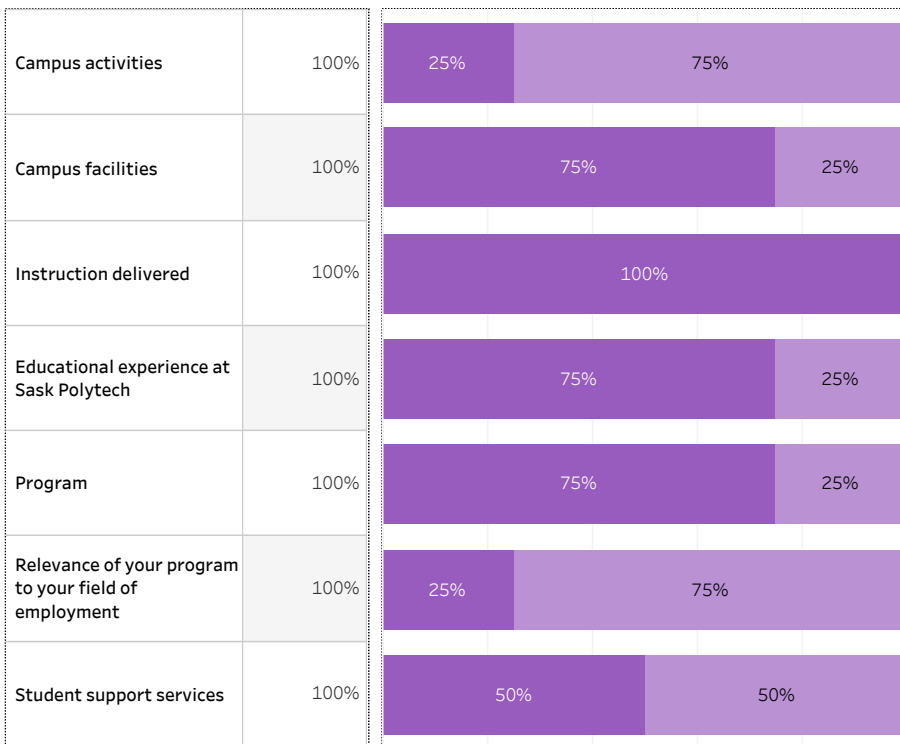
2019-20 Graduate Follow-up Survey Summary of Results (page 4/5) Satisfaction and Program Benefits



Click on button to RESET Filters

Number of Respondents 4	School: Hospitality & Tourism Program: Professional Cooking Credential: Certificate Admin Campus: Prince Albert Base/CE: Base Indigenous: All
-----------------------------------	---

Level of Satisfaction	Very Satisfied & Somewhat Satisfied	Very satisfied	Somewhat satisfied	Program Benefits	A Great Extent & Some Extent	Some extent	A great extent
-----------------------	-------------------------------------	----------------	--------------------	------------------	------------------------------	-------------	----------------



Satisfaction with Sask Polytech


Are you satisfied with your decision to attend Sask Polytech? Would you recommend Sask Polytech to others? Would you recommend your program to others?



Yes
100%



Yes
100%



Yes
100%

Institutional Research and Analysis

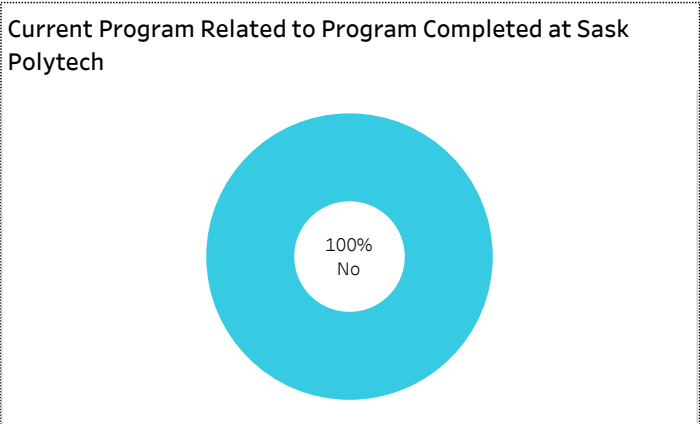

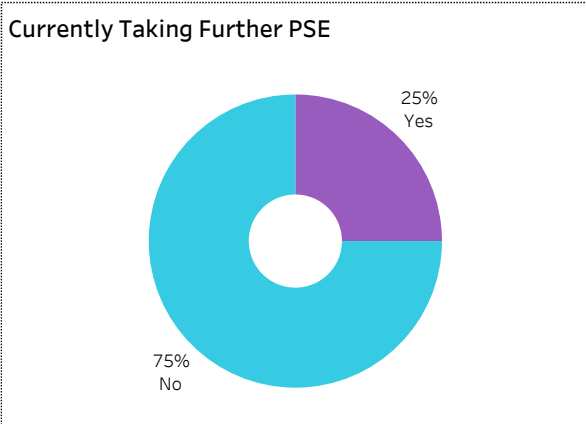


2019-20 Graduate Follow-up Survey Summary of Results (page 5/5) Further Post-Secondary Education



[Click on button to RESET Filters](#)

Number of Respondents: **4**
School: **Hospitality & Tourism** | Program: **Professional Cooking** | Credential: **Certificate** | Admin Campus: **Prince Albert** | Base/CE: **Base** | Indigenous: **All**



Among the students who pursued further education, 25% indicated the program was not related to the one they completed at Sask Polytech. Common reasons cited by the graduates who were studying in an unrelated field were to be able to change career choice, to have more/better career choices, and difficulty of finding employment in their previous field of study.

Institutional Research and Analysis

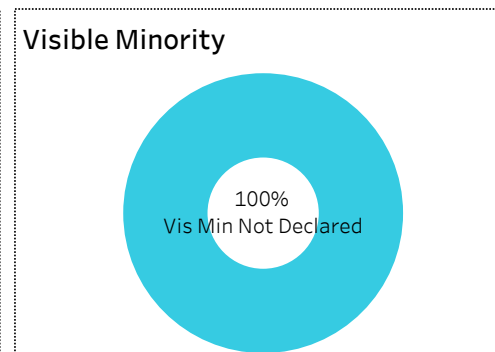
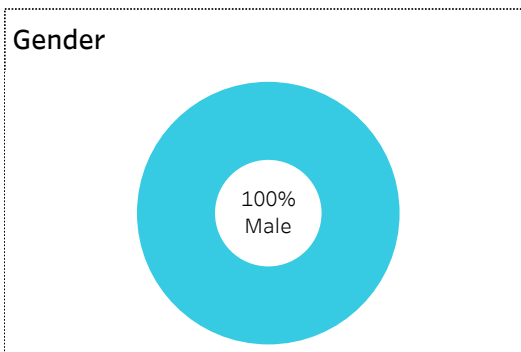
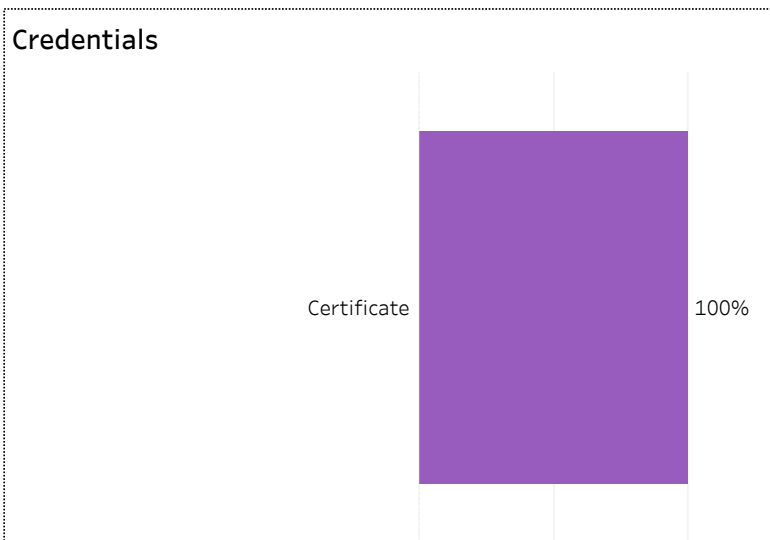
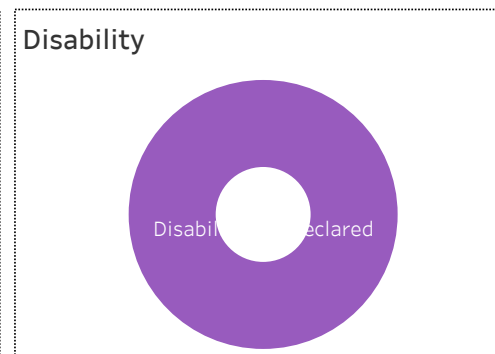
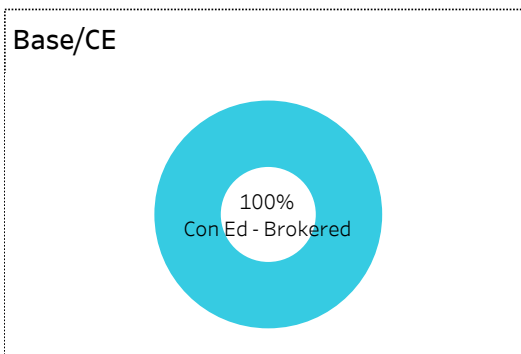
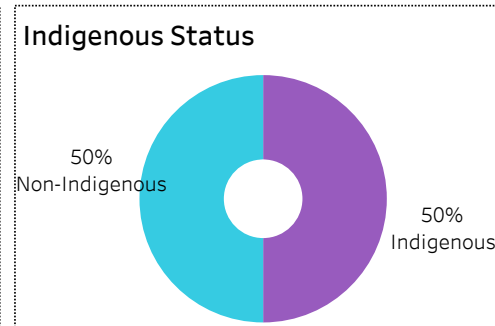
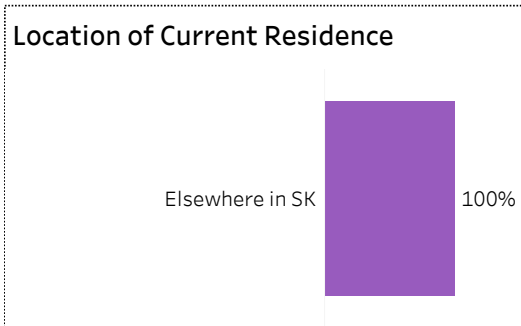


2019-20 Graduate Follow-up Survey Summary of Results (page 1/5) Respondent Profile



[Click on button to RESET Filters](#)

Number of Respondents: **2**
School: **Hospitality & Tourism** | Program: **Professional Cooking** | Credential: **Certificate** | Admin Campus: **Prince Albert** | Base/CE: **Con Ed - Brokered** | Indigenous: **All**





2019-20 Graduate Follow-up Survey Summary of Results (page 2/5) Graduate Employment



[Click on button to RESET Filters](#)

Number of Respondents
2

School: **Hospitality & Tourism** | Program: **Professional Cooking** | Credential: **Certificate** | Admin Campus: **Prince Albert** | Base/CE: **Con Ed - Brokered** | Indigenous: **All**

Overall Employment Rate

#Available Workforce	# of Grads Employed	Employment Rate	# of Fulltime Employed Grads	Full-time Employment Rate
2	2	100%	2	100%

Training Related (TR) Employment

#Available Workforce	# of TR Employed Grads	TR Employment Rate	# of Fulltime TR Employed Grads	Full-time Training Related Employment Rate
2	1	50%	1	50%

Average Salaries by Location of Employment

Elsewhere in SK

0
Avg. Annual Salary

0
Avg. AnnualSalary FT TR

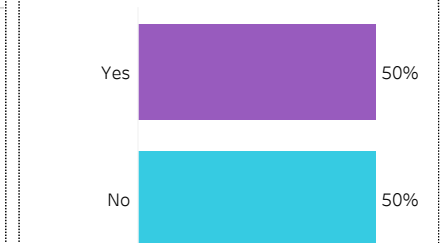
Location of Employment



Average/Median Salary

Avg. Annual Salary	0
Avg. AnnualSalary FT TR	0
Median Annual Salary	0

Relatedness of Job to Training





2019-20 Graduate Follow-up Survey

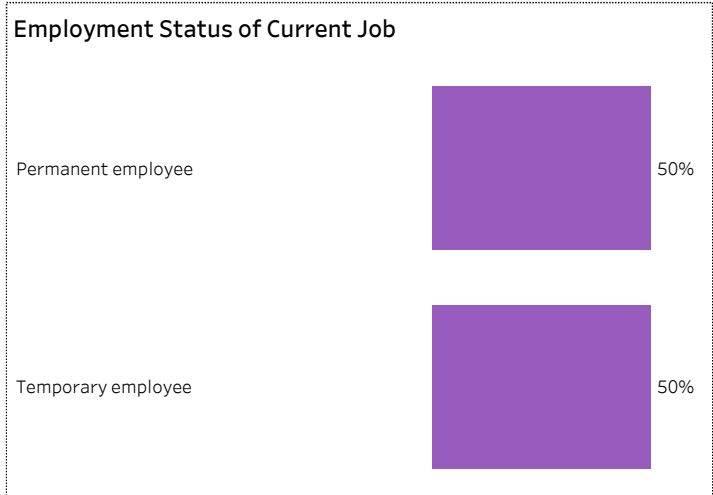
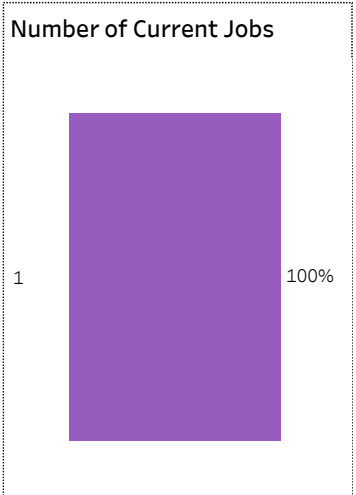

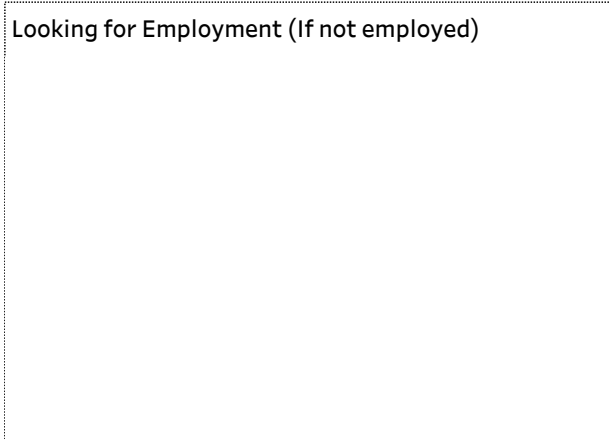
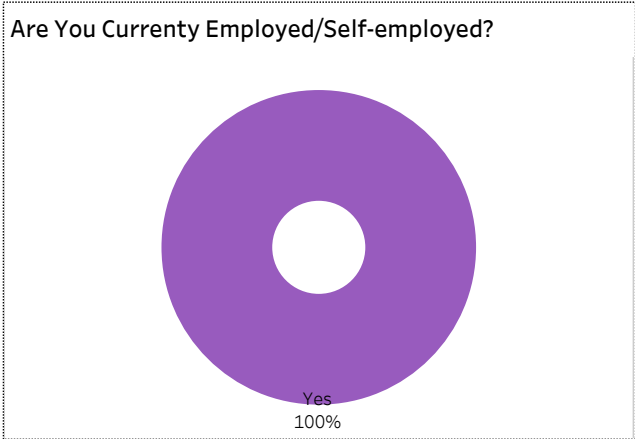
Summary of Results (page 3/5)

Graduate Employment (continued)



[Click on button to RESET Filters](#)

Number of Respondents: **2**
School: **Hospitality & Tourism** | Program: **Professional Cooking** | Credential: **Certificate** | Admin Campus: **Prince Albert** | Base/CE: **Con Ed - Brokered** | Indigenous: **All**





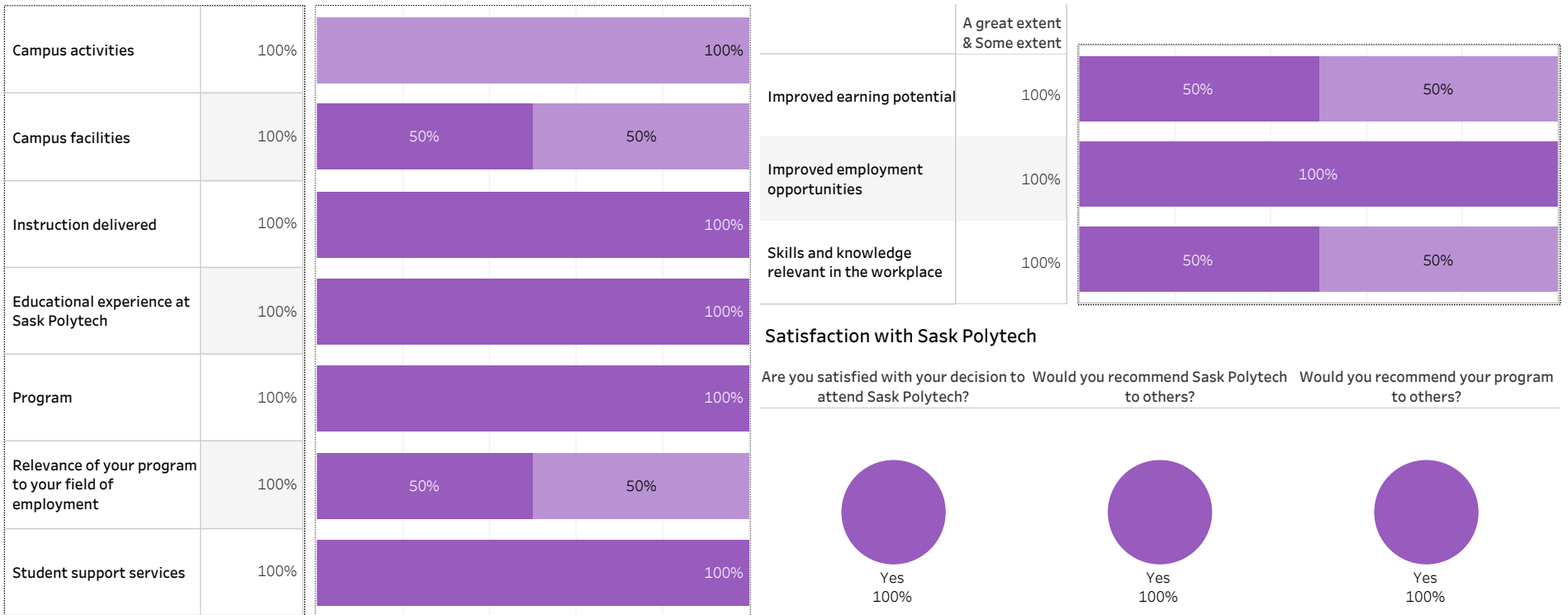
2019-20 Graduate Follow-up Survey Summary of Results (page 4/5) Satisfaction and Program Benefits



Click on button to RESET Filters

Number of Respondents 2	School: Hospitality & Tourism Program: Professional Cooking Credential: Certificate Admin Campus: Prince Albert Base/CE: Con Ed - Brokered Indigenous: All
-----------------------------------	--

Level of Satisfaction	Very Satisfied & Somewhat Satisfied	Very satisfied	Somewhat satisfied	Program Benefits	A Great Extent & Some Extent	Some extent	A great extent
-----------------------	-------------------------------------	----------------	--------------------	------------------	------------------------------	-------------	----------------



Institutional Research and Analysis




2019-20 Graduate Follow-up Survey Summary of Results (page 5/5) Further Post-Secondary Education



[Click on button to RESET Filters](#)

<p>Number of Respondents 2</p>	<p>School: Hospitality & Tourism Program: Professional Cooking Credential: Certificate Admin Campus: Prince Albert Base/CE: Con Ed - Brokered Indigenous: All</p>
---	---

<p>Currently Taking Further PSE</p>  <p>100% No</p>	<p>Enrolment Status</p>	<p>Current Program Related to Program Completed at Sask Polytech</p>
--	-------------------------	--

<p>Type of Post-Secondary Institution Enroled in</p>
--

Among the students who pursued further education, 25% indicated the program was not related to the one they completed at Sask Polytech. Common reasons cited by the graduates who were studying in an unrelated field were to be able to change career choice, to have more/better career choices, and difficulty of finding employment in their previous field of study.

Institutional Research and Analysis

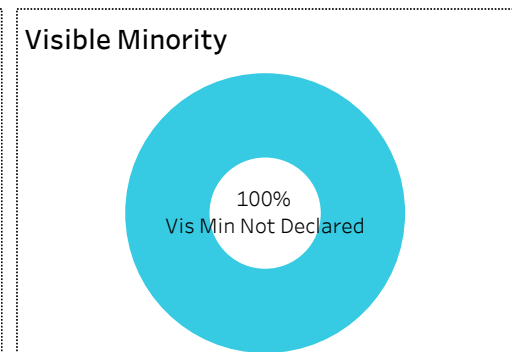
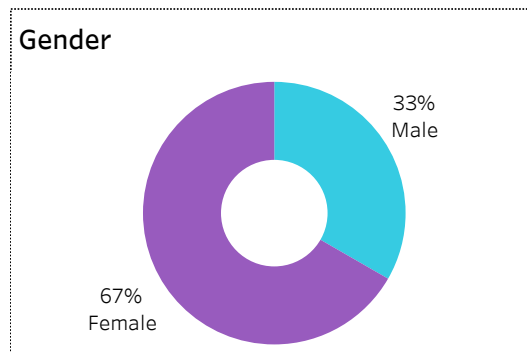
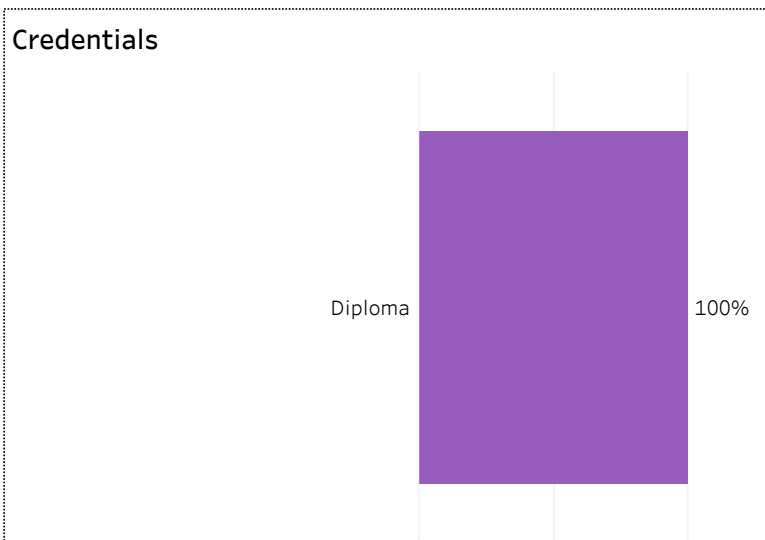
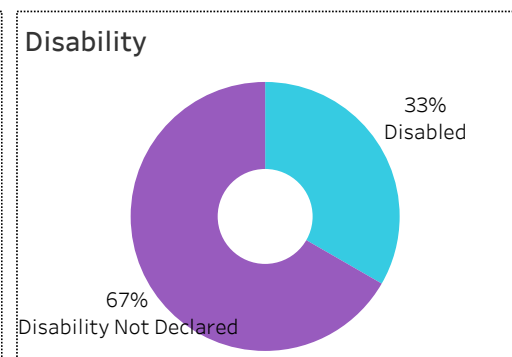

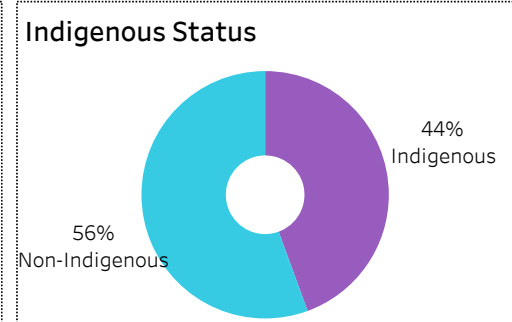
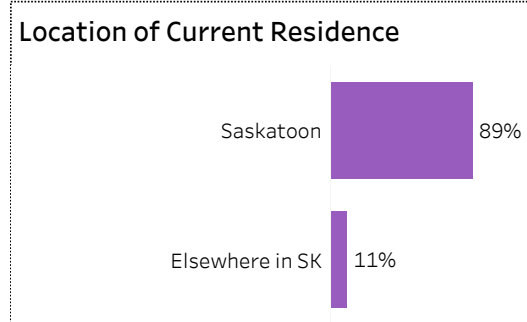


2019-20 Graduate Follow-up Survey Summary of Results (page 1/5) Respondent Profile



[Click on button to RESET Filters](#)

Number of Respondents: **9**
School: **Hospitality & Tourism** | Program: **Recreation & Community Develop** | Credential: **Diploma** | Admin
Campus: **Saskatoon** | Base/CE: **Base** | Indigenous: **All**





2019-20 Graduate Follow-up Survey Summary of Results (page 2/5) Graduate Employment



[Click on button to RESET Filters](#)

Number of Respondents
9

School: **Hospitality & Tourism** | Program: **Recreation & Community Develop** | Credential: **Diploma** | Admin Campus: **Saskatoon** | Base/CE: **Base**
| Indigenous: **All**

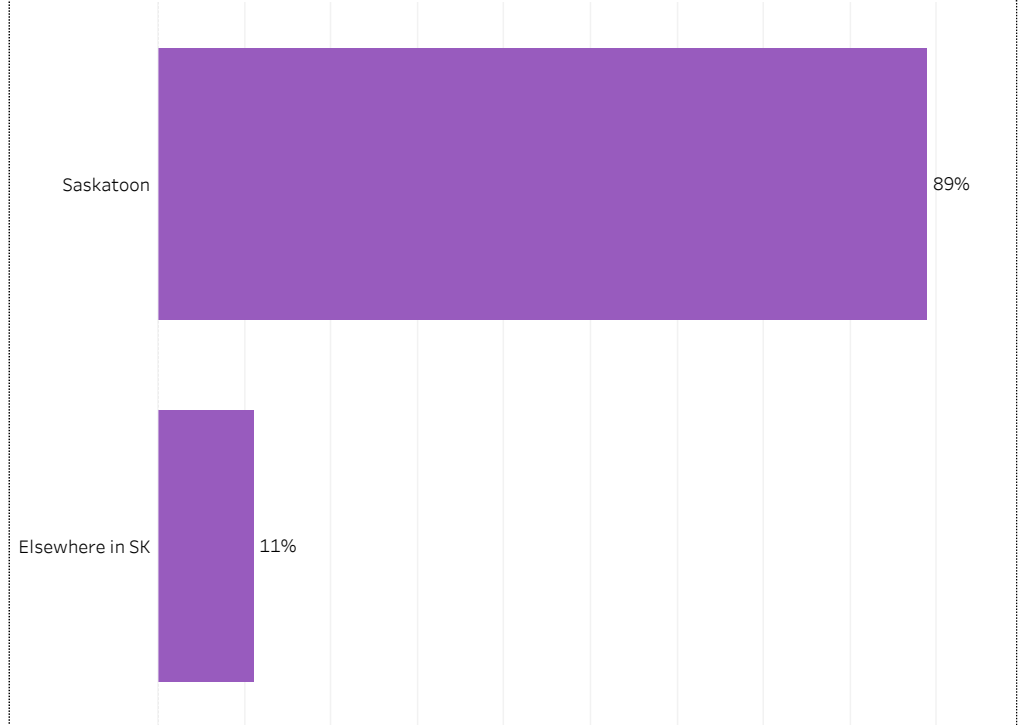
Overall Employment Rate

#Available Workforce	# of Grads Employed	Employment Rate	# of Fulltime Employed Grads	Full-time Employment Rate
9	9	100%	8	89%

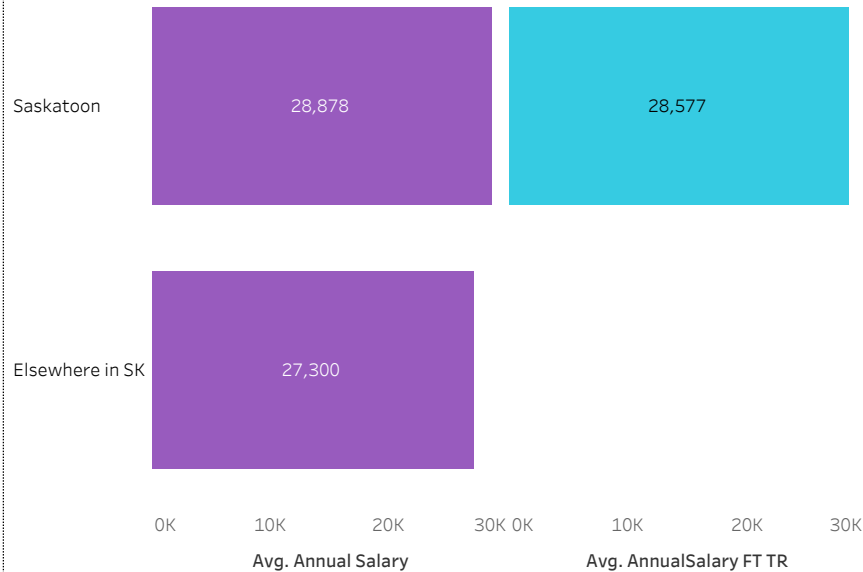
Training Related (TR) Employment

#Available Workforce	# of TR Employed Grads	TR Employment Rate	# of Fulltime TR Employed Grads	Full-time Training Related Employment Rate
9	3	33%	2	22%

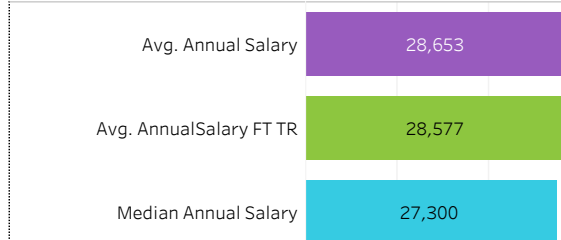
Location of Employment



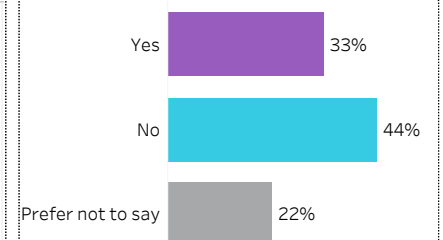
Average Salaries by Location of Employment



Average/Median Salary



Relatedness of Job to Training





2019-20 Graduate Follow-up Survey

Summary of Results (page 3/5)

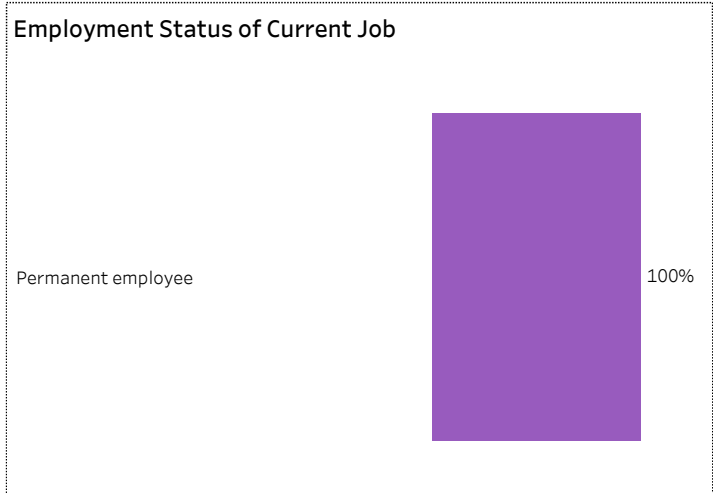
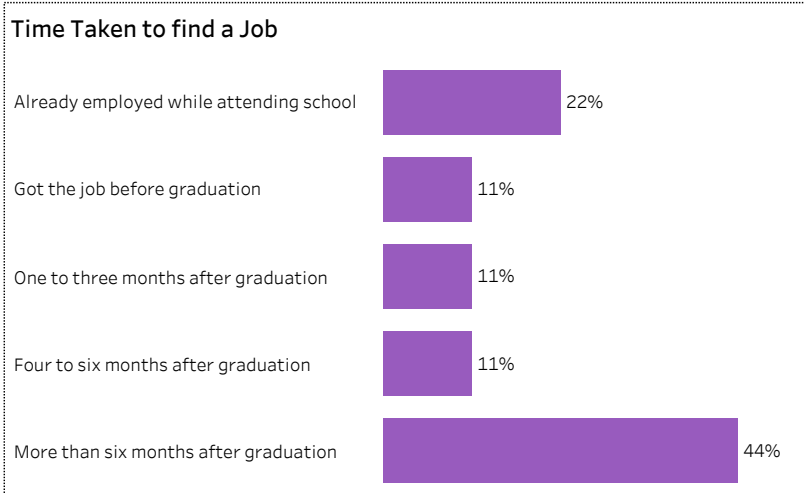
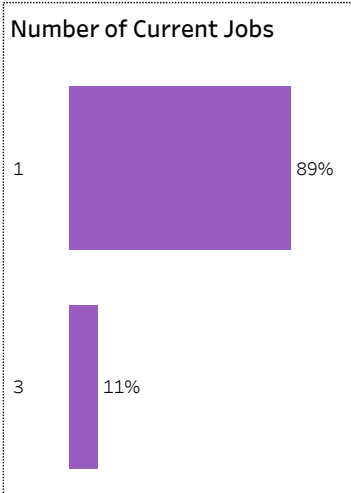
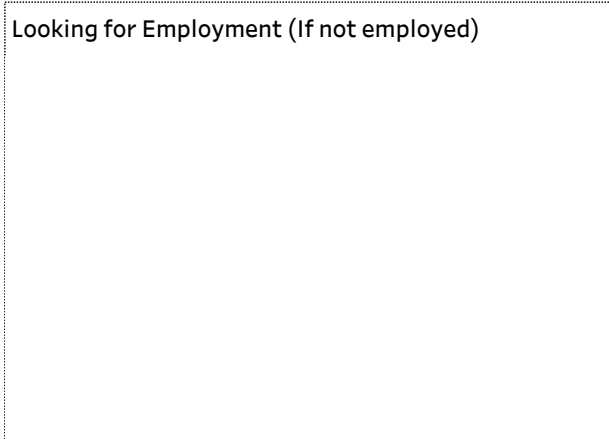
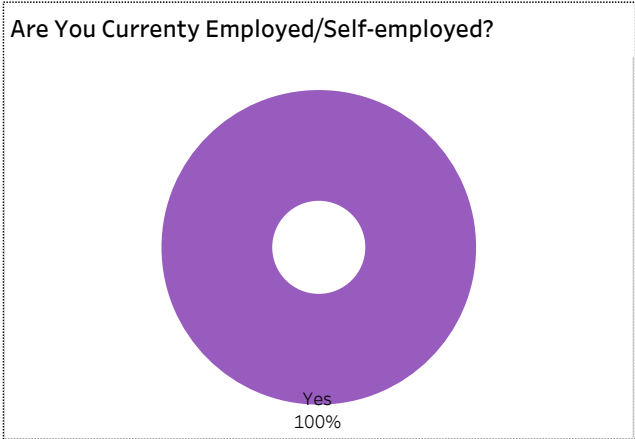
Graduate Employment (continued)



[Click on button to RESET Filters](#)

Number of Respondents: **9**

School: **Hospitality & Tourism** | Program: **Recreation & Community Develop** | Credential: **Diploma** | Admin Campus: **Saskatoon** |
Base/CE: **Base** | Indigenous: **All**





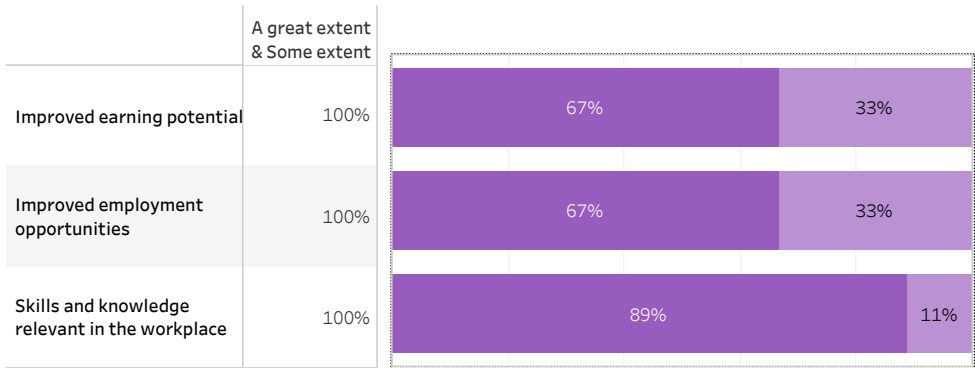
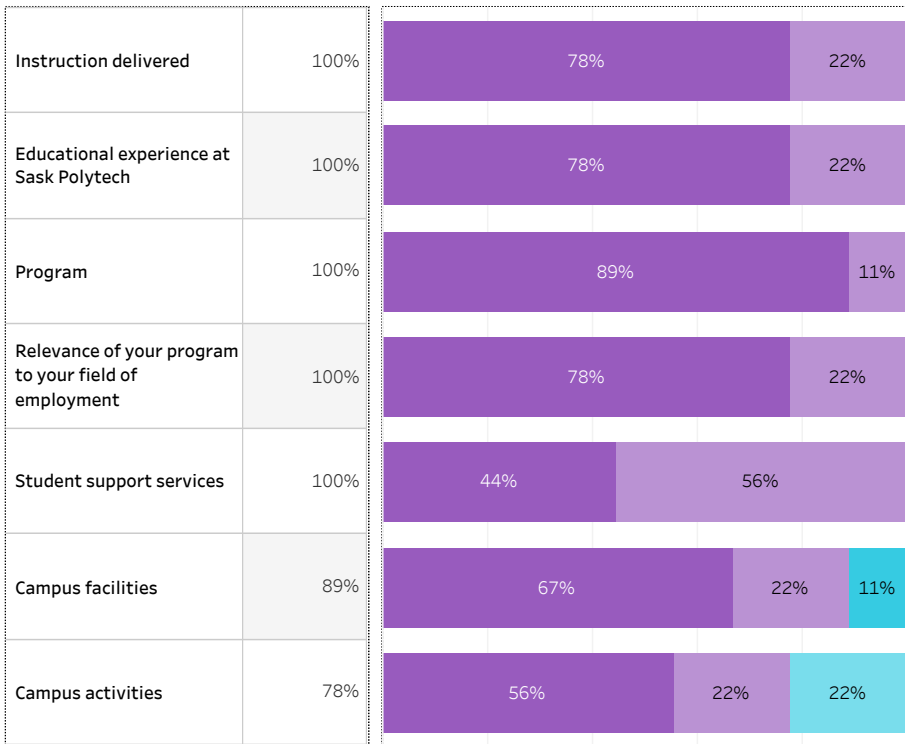
2019-20 Graduate Follow-up Survey Summary of Results (page 4/5) Satisfaction and Program Benefits



[Click on button to RESET Filters](#)

Number of Respondents 9	School: Hospitality & Tourism Program: Recreation & Community Develop Credential: Diploma Admin Campus: Saskatoon Base/CE: Base Indigenous: All
--	--

Level of Satisfaction	Very Satisfied & Somewhat Satisfied	<ul style="list-style-type: none"> Very satisfied Somewhat satisfied Very dissatisfied Somewhat dissatisfied 	Program Benefits	A Great Extent & Some Extent	<ul style="list-style-type: none"> Some extent A great extent
------------------------------	-------------------------------------	--	-------------------------	------------------------------	---



Satisfaction with Sask Polytech

Are you satisfied with your decision to attend Sask Polytech? Would you recommend Sask Polytech to others? Would you recommend your program to others?



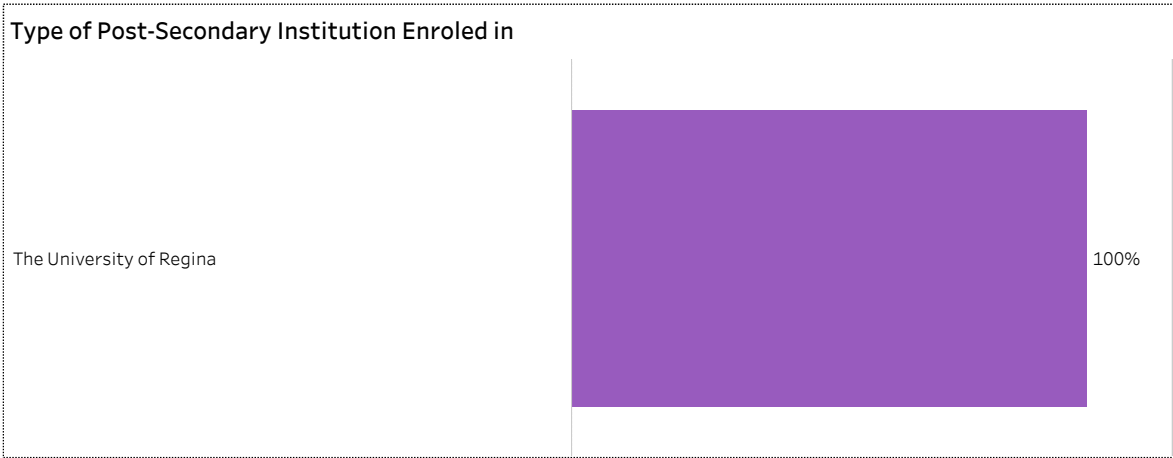
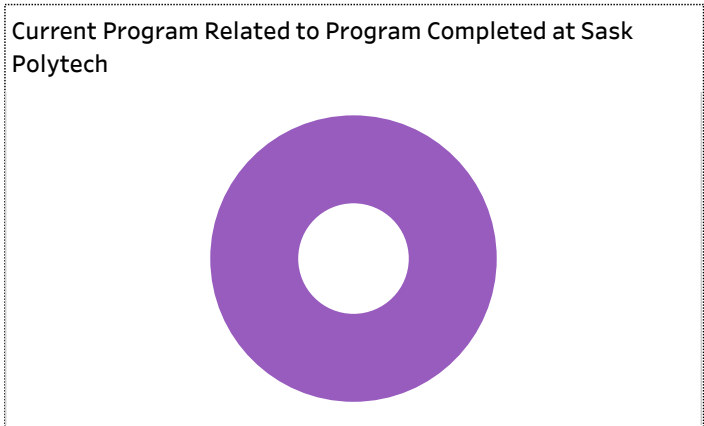

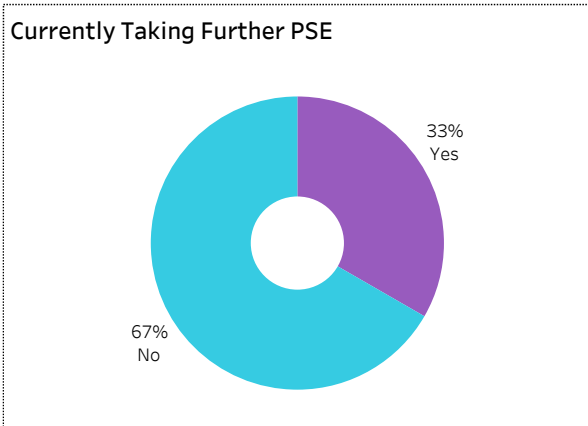


2019-20 Graduate Follow-up Survey Summary of Results (page 5/5) Further Post-Secondary Education



[Click on button to RESET Filters](#)

Number of Respondents **9** | School: **Hospitality & Tourism** | Program: **Recreation & Community Develop** | Credential: **Diploma** | Admin Campus: **Saskatoon** | Base/CE: **Base** | Indigenous: **All**



Among the students who pursued further education, 25% indicated the program was not related to the one they completed at Sask Polytech. Common reasons cited by the graduates who were studying in an unrelated field were to be able to change career choice, to have more/better career choices, and difficulty of finding employment in their previous field of study.

Institutional Research and Analysis



2019-20 Graduate Follow-up Survey Summary of Results (page 1/5) Respondent Profile



[Click on button to RESET Filters](#)

Number of Respondents
2

School: **Hospitality & Tourism** | Program: **Retail Meat Specialist** | Credential: **Applied Certificate** | Admin Campus: **Prince Albert** | Base/CE: **Con Ed - Sask Polytech Delivered** | Indigenous: **All**

School

Hospitality & Tourism

100%

Location of Current Residence

Regina

50%

Prince Albert

50%

Indigenous Status

50%
Non-Indigenous

50%
Indigenous

Credentials

Applied Certificate

100%

Base/CE

100%

Con Ed - Sask Polytech Delivered

Disability

100%
Disability Declared

Gender

100%
Male

Visible Minority

100%
Vis Min Not Declared



2019-20 Graduate Follow-up Survey Summary of Results (page 2/5) Graduate Employment



[Click on button to RESET Filters](#)

Number of Respondents
2

School: **Hospitality & Tourism** | Program: **Retail Meat Specialist** | Credential: **Applied Certificate** | Admin Campus: **Prince Albert** | Base/CE: **Con Ed - Sask Polytech Delivered** | Indigenous: **All**

Overall Employment Rate

#Available Workforce	# of Grads Employed	Employment Rate	# of Fulltime Employed Grads	Full-time Employment Rate
2	1	50%	1	50%

Training Related (TR) Employment

#Available Workforce	# of TR Employed Grads	TR Employment Rate	# of Fulltime TR Employed Grads	Full -time Training Related Employment Rate
2	1	50%	1	50%

Average Salaries by Location of Employment

Elsewhere in SK

0
Avg. Annual Salary

0
Avg. AnnualSalary FT TR

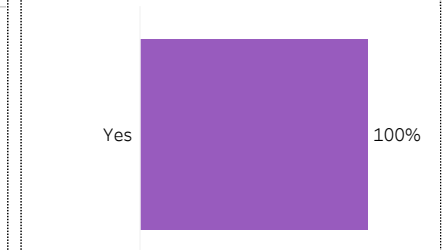
Location of Employment



Average/Median Salary

Avg. Annual Salary	0
Avg. AnnualSalary FT TR	0
Median Annual Salary	0

Relatedness of Job to Training





2019-20 Graduate Follow-up Survey

Summary of Results (page 3/5)

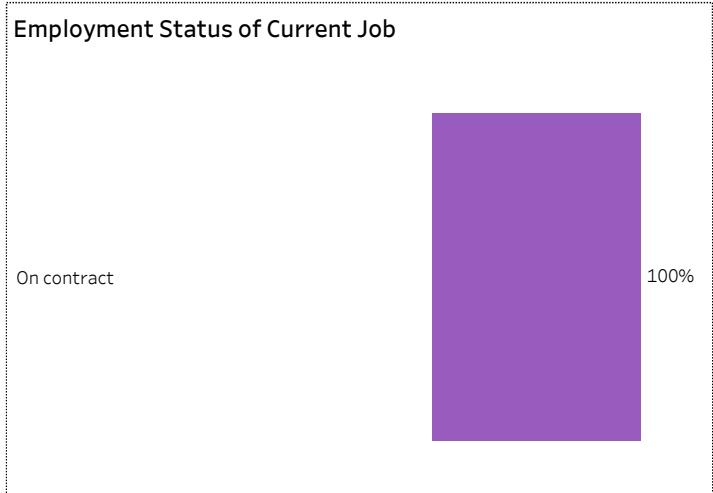
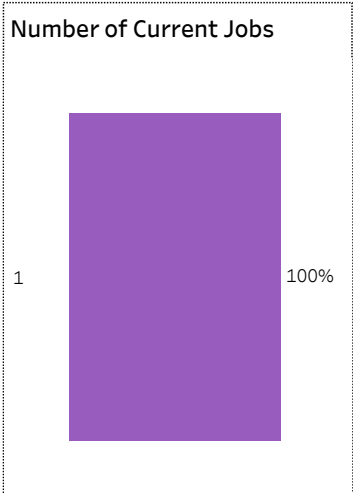
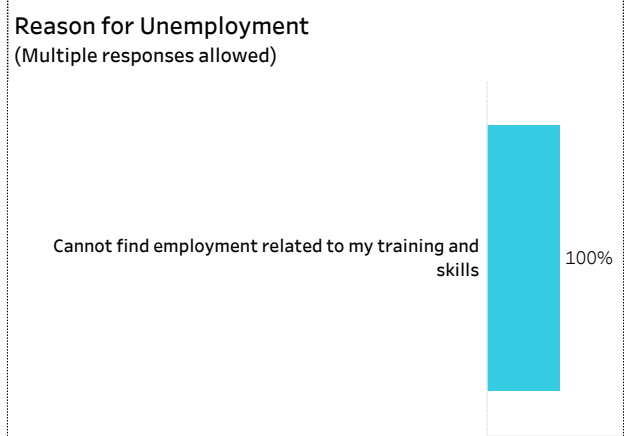
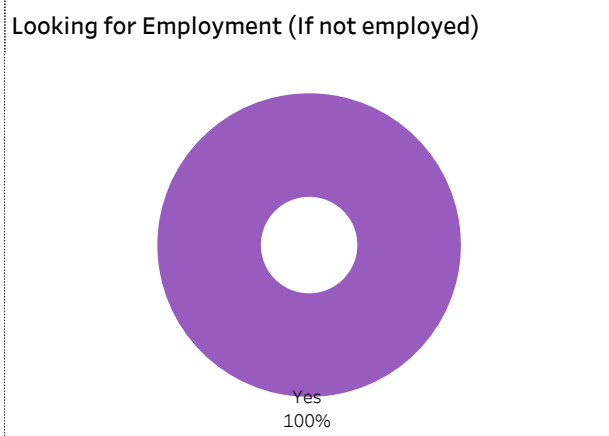
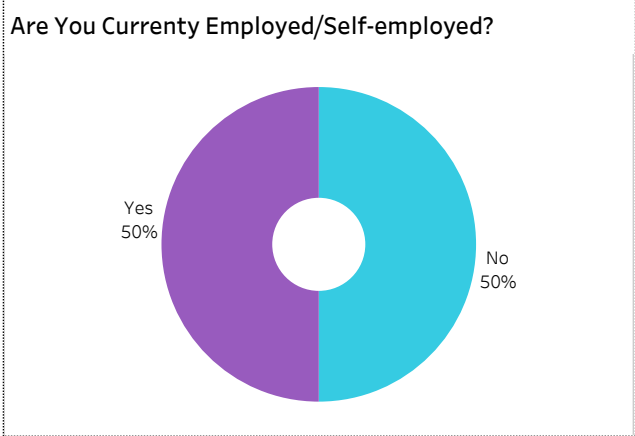
Graduate Employment (continued)



[Click on button to RESET Filters](#)

Number of Respondents: **2**

School: **Hospitality & Tourism** | Program: **Retail Meat Specialist** | Credential: **Applied Certificate** | Admin Campus: **Prince Albert** |
Base/CE: **Con Ed - Sask Polytech Delivered** | Indigenous: **All**





2019-20 Graduate Follow-up Survey Summary of Results (page 4/5) Satisfaction and Program Benefits

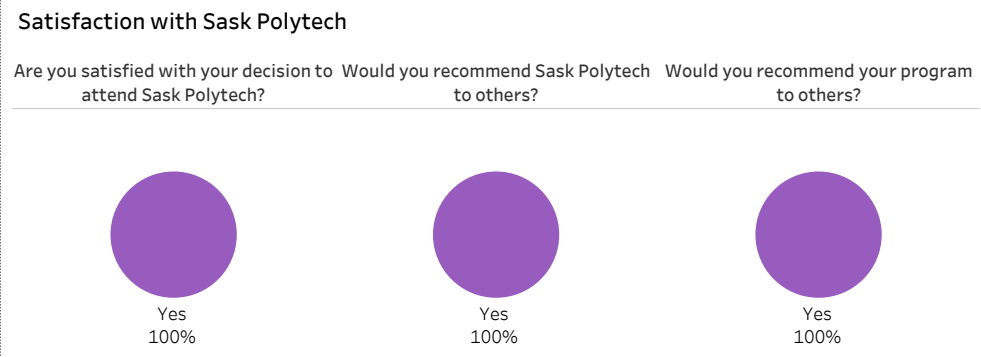


[Click on button to RESET Filters](#)

Number of Respondents 2	School: Hospitality & Tourism Program: Retail Meat Specialist Credential: Applied Certificate Admin Campus: Prince Albert Base/CE: Con Ed - Sask Polytech Delivered Indigenous: All
-----------------------------------	--

Level of Satisfaction	Very Satisfied & Somewhat Satisfied	<ul style="list-style-type: none"> Very satisfied Somewhat satisfied 	Program Benefits	A Great Extent & Some Extent	<ul style="list-style-type: none"> Some extent A great extent
------------------------------	-------------------------------------	--	-------------------------	------------------------------	---

Campus activities	100%			A great extent & Some extent	
Campus facilities	100%		Improved earning potential	100%	
Instruction delivered	100%		Improved employment opportunities	100%	
Educational experience at Sask Polytech	100%		Skills and knowledge relevant in the workplace	100%	



Institutional Research and Analysis




2019-20 Graduate Follow-up Survey Summary of Results (page 5/5) Further Post-Secondary Education



[Click on button to RESET Filters](#)

Number of Respondents 2	School: Hospitality & Tourism Program: Retail Meat Specialist Credential: Applied Certificate Admin Campus: Prince Albert Base/CE: Con Ed - Sask Polytech Delivered Indigenous: All
-----------------------------------	--

Currently Taking Further PSE  <p>100% No</p>	Enrolment Status	Current Program Related to Program Completed at Sask Polytech
---	-------------------------	--

Type of Post-Secondary Institution Enroled in
--

Among the students who pursued further education, 25% indicated the program was not related to the one they completed at Sask Polytech. Common reasons cited by the graduates who were studying in an unrelated field were to be able to change career choice, to have more/better career choices, and difficulty of finding employment in their previous field of study.

Institutional Research and Analysis



School of Human Services & Community Safety



2019-20 Graduate Follow-up Survey Summary of Results (page 1/5) Respondent Profile




Click on button to RESET Filters

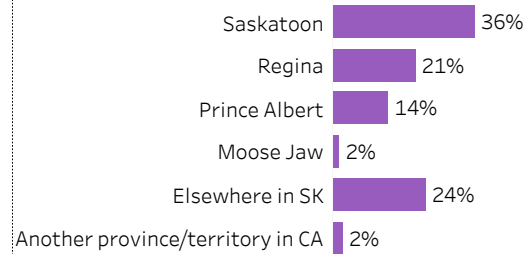
Number of Respondents
326

School: **Human Services & Community Safety** | Program: **All** | Credential: **All** | Admin Campus: **All** | Base/CE: **All** |
Indigenous: **All**

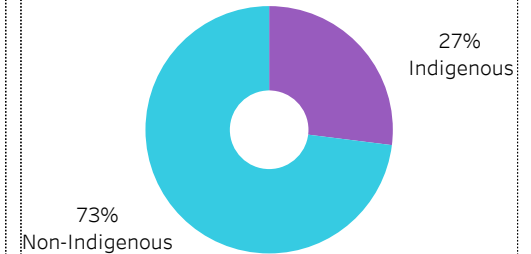
School



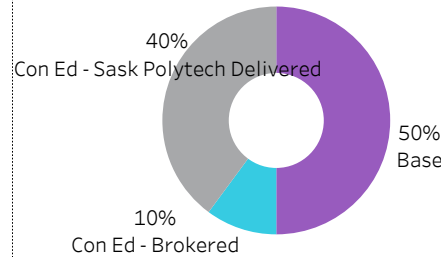
Location of Current Residence



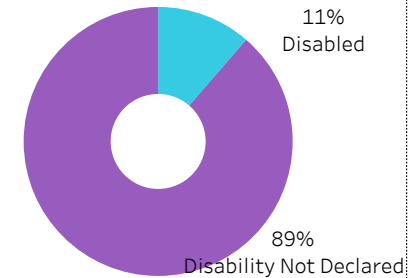
Indigenous Status



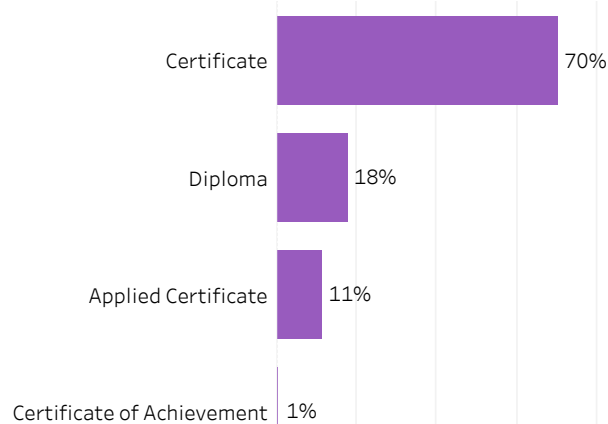
Base/CE



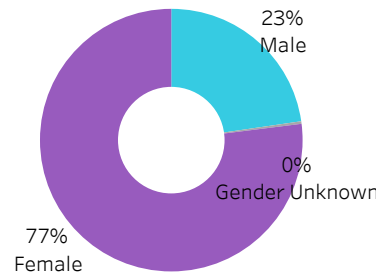
Disability



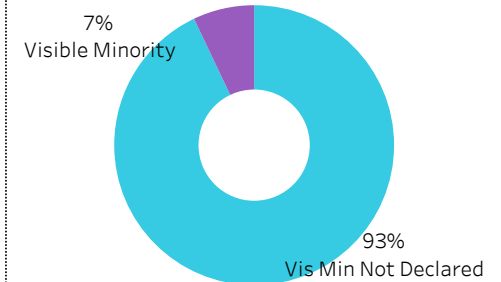
Credentials



Gender



Visible Minority





2019-20 Graduate Follow-up Survey Summary of Results (page 2/5) Graduate Employment



[Click on button to RESET Filters](#)

Number of Respondents
326

School: **Human Services & Community Safety** | Program: **All** | Credential: **All** | Admin Campus: **All** | Base/CE: **All** | Indigenous: **All**

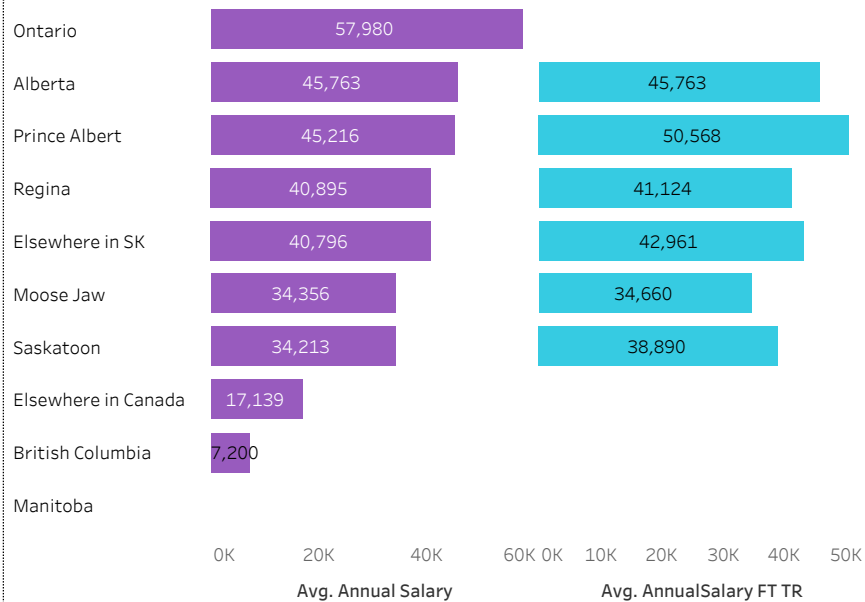
Overall Employment Rate

#Available Workforce	# of Grads Employed	Employment Rate	# of Fulltime Employed Grads	Full-time Employment Rate
296	269	91%	238	80%

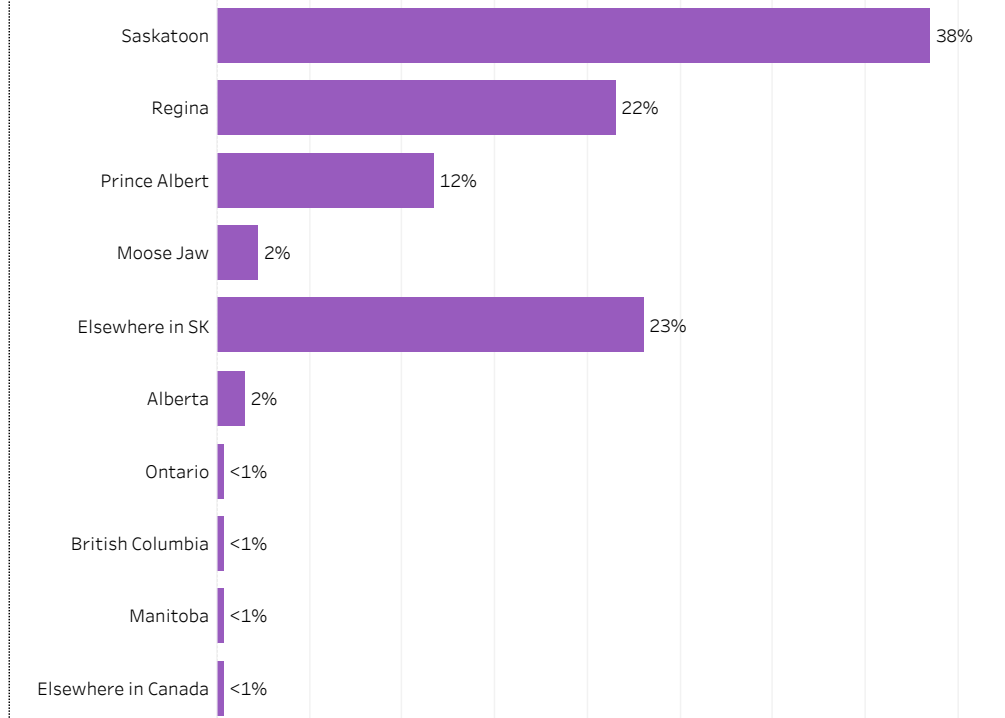
Training Related (TR) Employment

#Available Workforce	# of TR Employed Grads	TR Employment Rate	# of Fulltime TR Employed Grads	Full-time TR Employment Rate
296	211	71%	192	65%


Average Salaries by Location of Employment



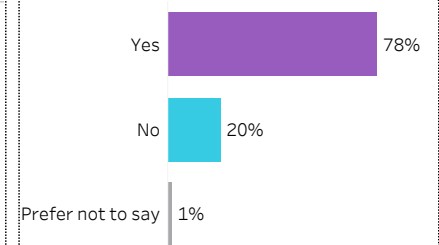
Location of Employment



Average/Median Salary



Relatedness of Job to Training



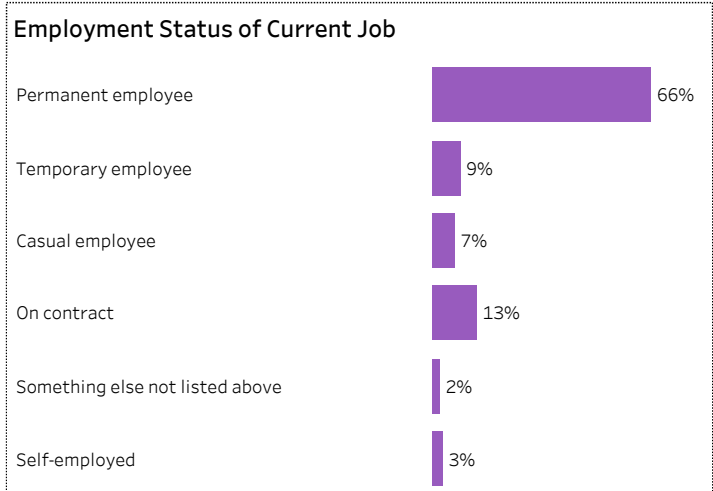
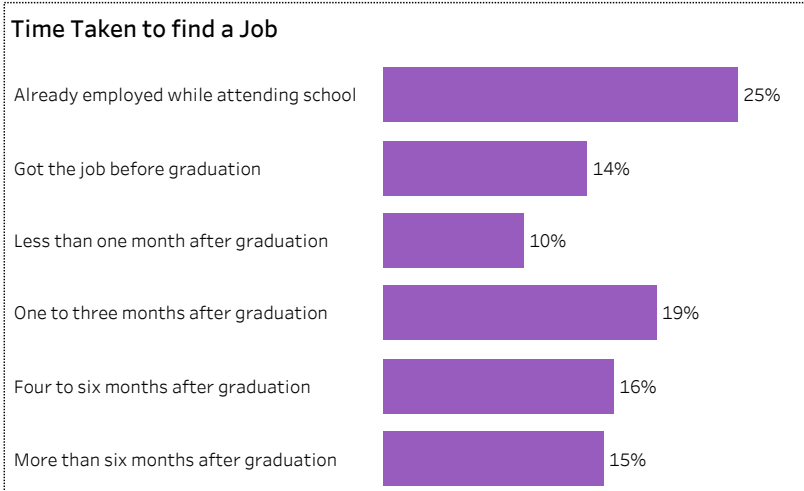
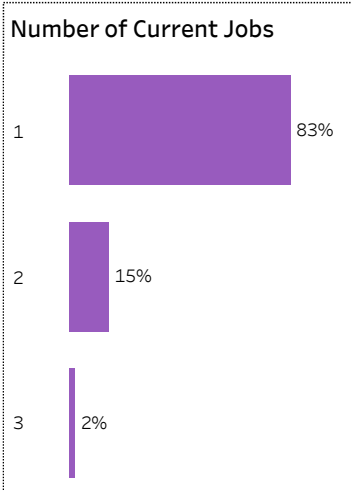
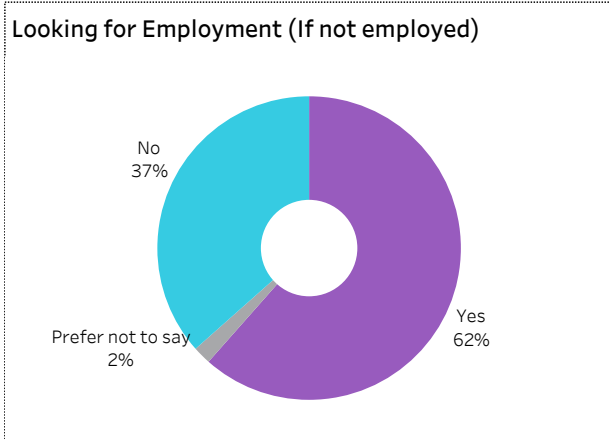
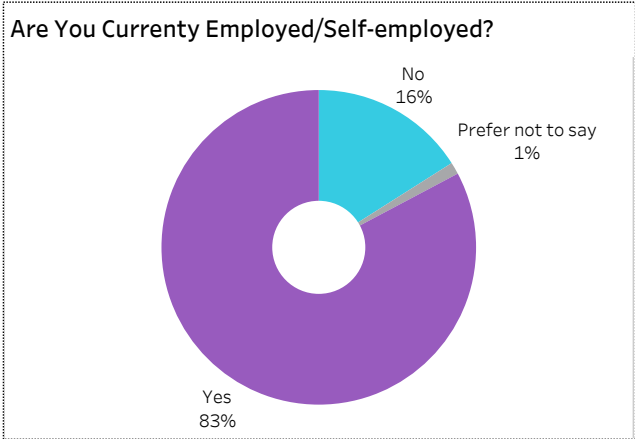


2019-20 Graduate Follow-up Survey Summary of Results (page 3/5) Graduate Employment (continued)



[Click on button to RESET Filters](#)

Number of Respondents **326** | School: **Human Services & Community Safety** | Program: **All** | Credential: **All** | Admin Campus: **All** | Base/CE: **All** | Indigenous: **All**





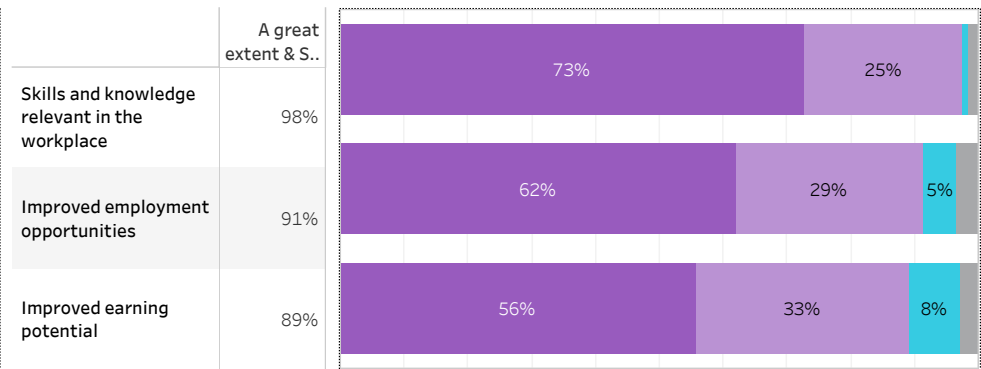
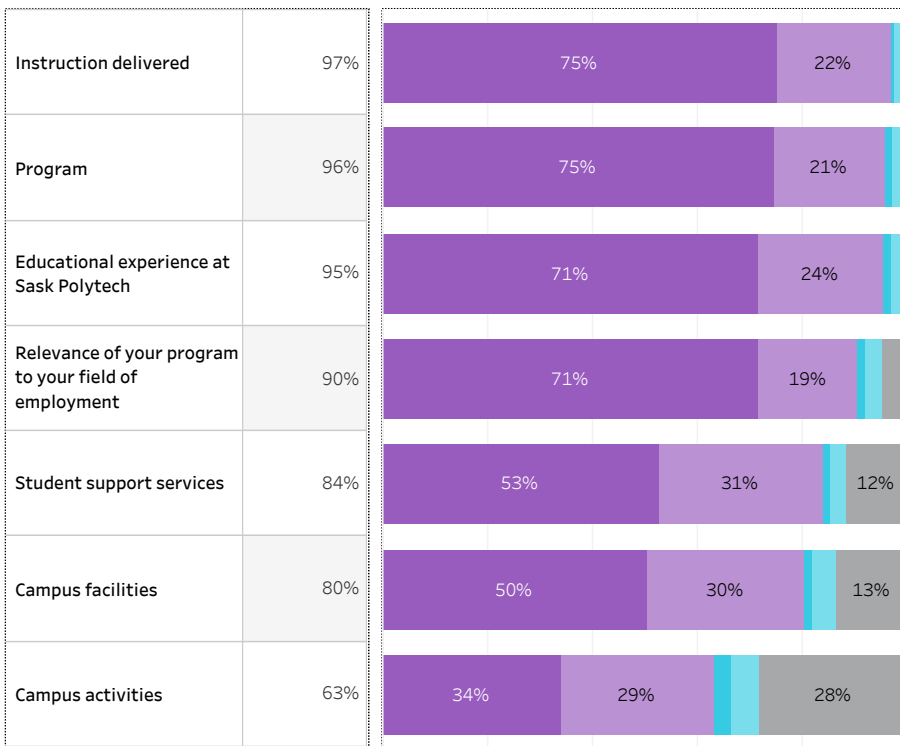
2019-20 Graduate Follow-up Survey Summary of Results (page 4/5) Satisfaction and Program Benefits



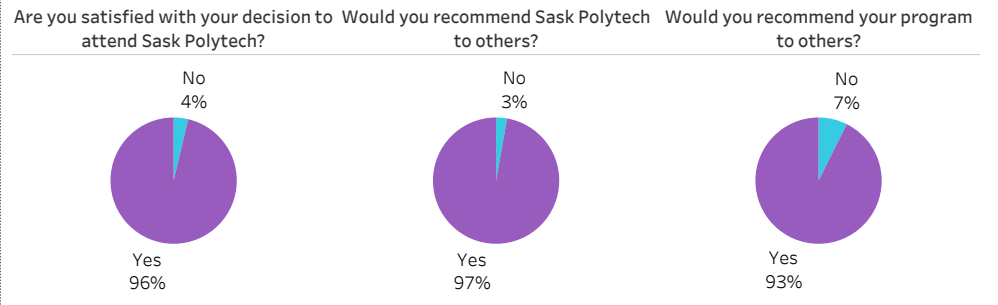
Click on button to RESET Filters

Number of Respondents 326	School: Human Services & Community Safety Program: All Credential: All Admin Campus: All Base/CE: All Indigenous: All
-------------------------------------	---

Level of Satisfaction	Very Satisfied & Somewhat Satisfied	Very satisfied Somewhat satisfied Very dissatisfied Somewhat dissatisfied	Not sure	Program Benefits	A Great Extent & Some Extent	A great extent Some extent No extent at all Not sure	Not applicable
-----------------------	-------------------------------------	--	----------	------------------	------------------------------	---	----------------



Satisfaction with Sask Polytech



Institutional Research and Analysis



2019-20 Graduate Follow-up Survey Summary of Results (page 5/5) Further Post-Secondary Education

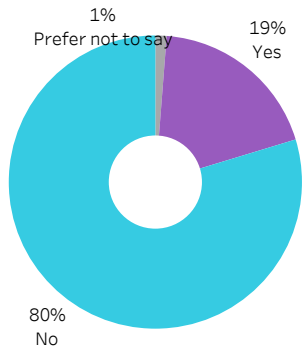


[Click on button to RESET Filters](#)

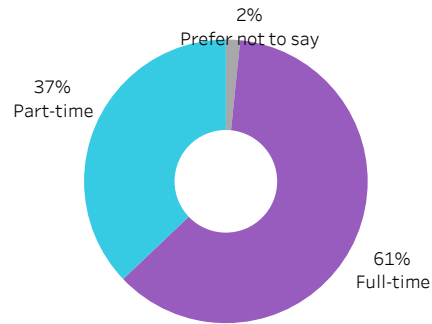
Number of Respondents
326

School: **Human Services & Community Safety** | Program: **All** | Credential: **All** | Admin Campus: **All** | Base/CE: **All** | Indigenous: **All**

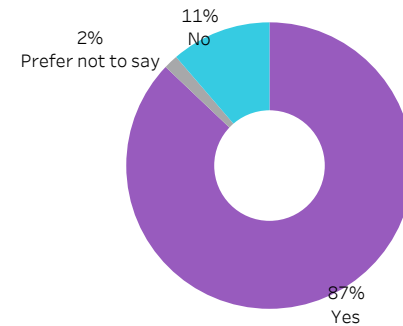
Currently Taking Further PSE



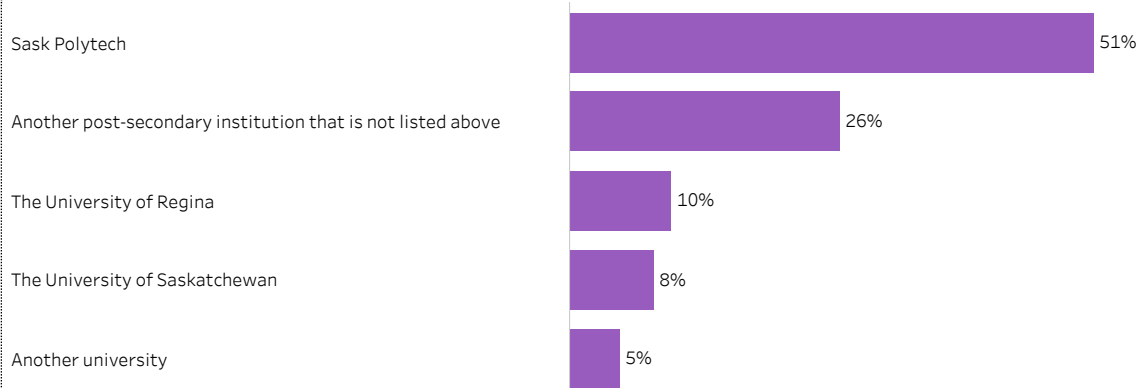
Enrolment Status



Current Program Related to Program Completed at Sask Polytech



Type of Post-Secondary Institution Enroled in



Among the students who pursued further education, 25% indicated the program was not related to the one they completed at Sask Polytech. Common reasons cited by the graduates who were studying in an unrelated field were to be able to change career choice, to have more/better career choices, and difficulty of finding employment in their previous field of study.

Institutional Research and Analysis

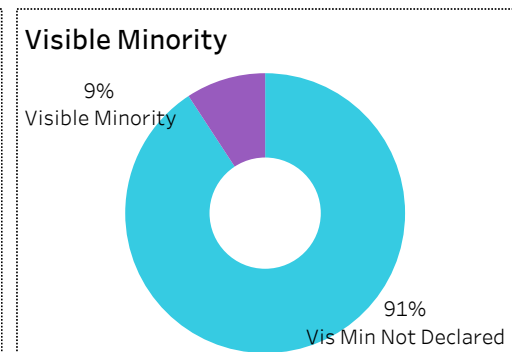
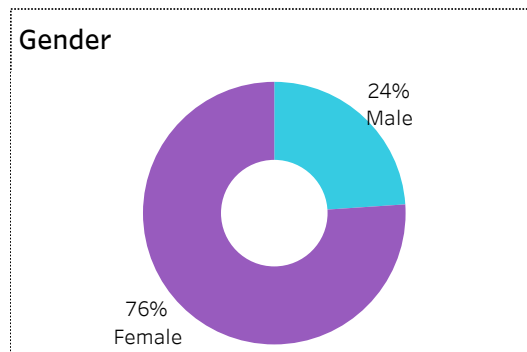
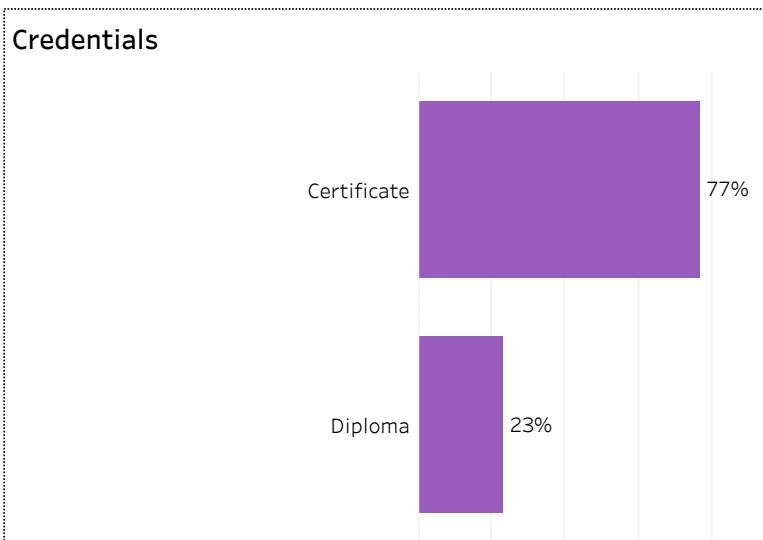
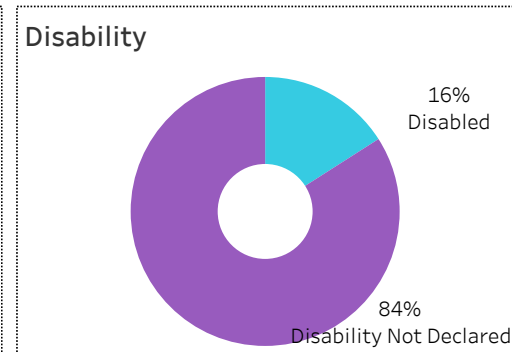
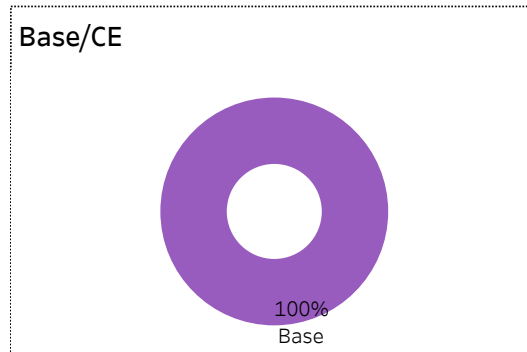
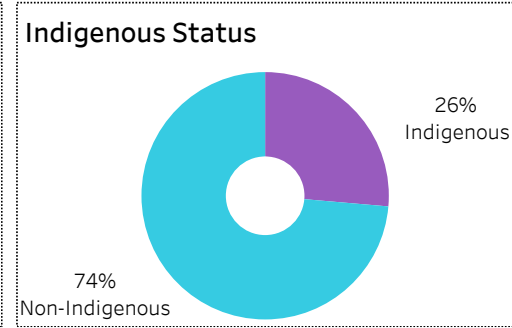
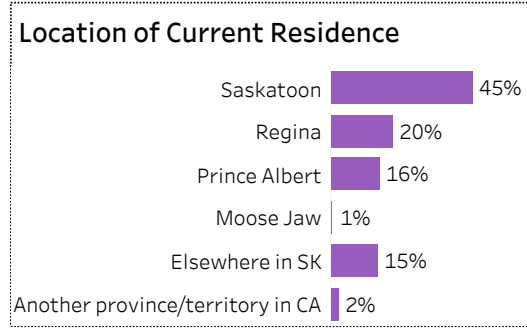


2019-20 Graduate Follow-up Survey Summary of Results (page 1/5) Respondent Profile



[Click on button to RESET Filters](#)

Number of Respondents **163** | School: **Human Services & Community Safety** | Program: **All** | Credential: **All** | Admin Campus: **All** | Base/CE: **Base** | Indigenous: **All**





2019-20 Graduate Follow-up Survey Summary of Results (page 2/5) Graduate Employment



[Click on button to RESET Filters](#)

Number of Respondents
163

School: **Human Services & Community Safety** | Program: **All** | Credential: **All** | Admin Campus: **All** | Base/CE: **Base** | Indigenous: **All**

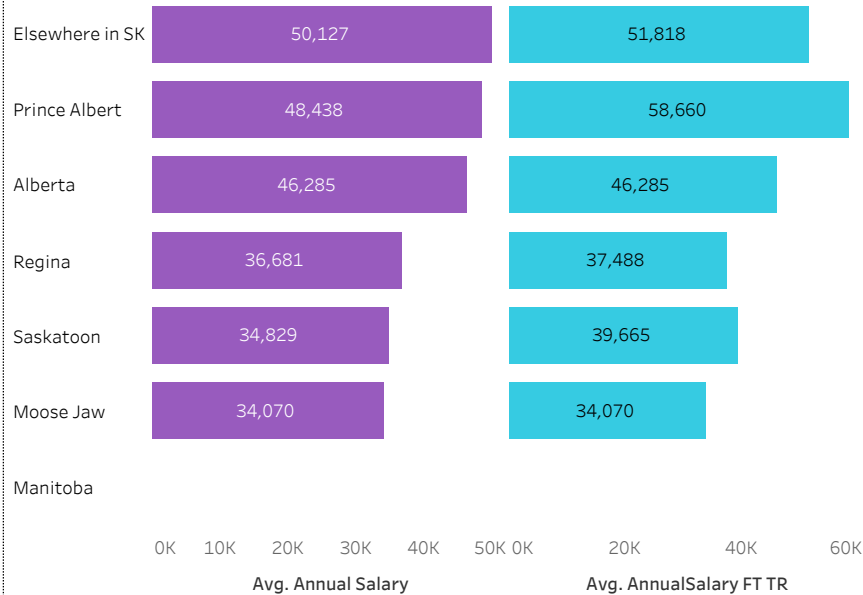
Overall Employment Rate

#Available Workforce	# of Grads Employed	Employment Rate	# of Fulltime Employed Grads	Full-time Employment Rate
145	133	92%	114	79%

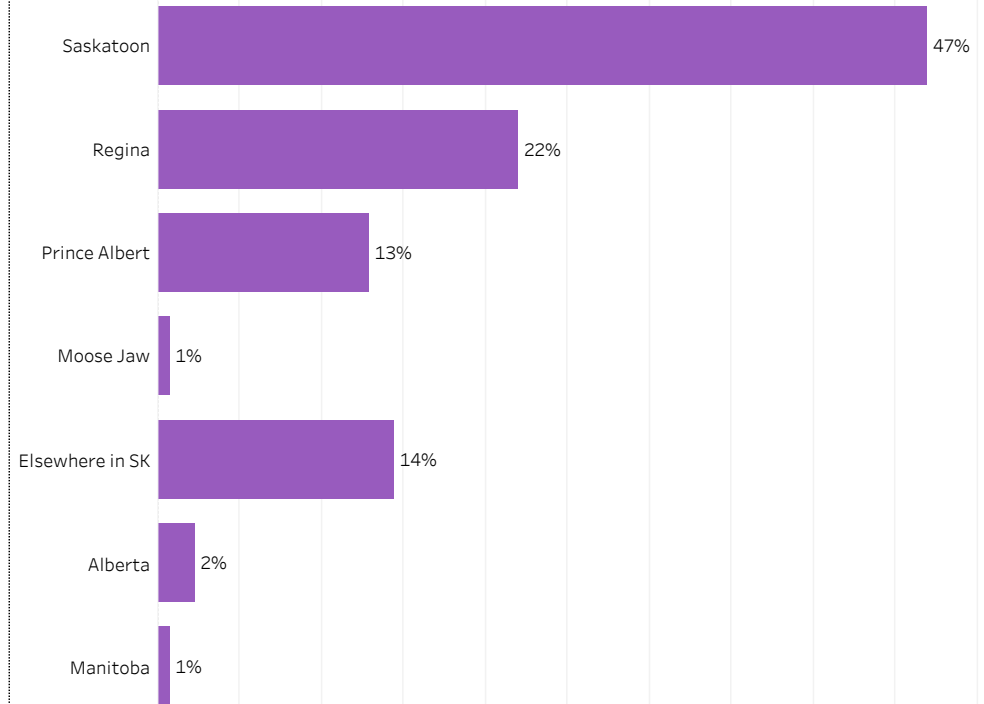
Training Related (TR) Employment

#Available Workforce	# of TR Employed Grads	TR Employment Rate	# of Fulltime TR Employed Grads	Full-time TR Employment Rate
145	107	74%	92	63%


Average Salaries by Location of Employment



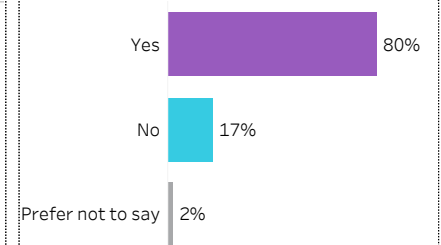
Location of Employment



Average/Median Salary



Relatedness of Job to Training



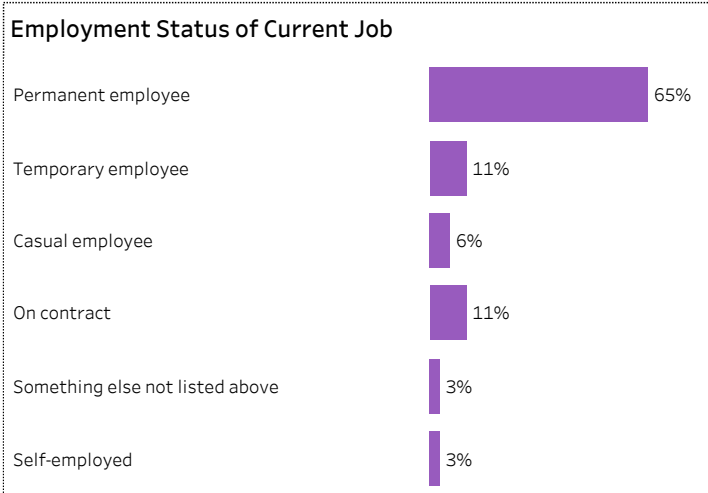
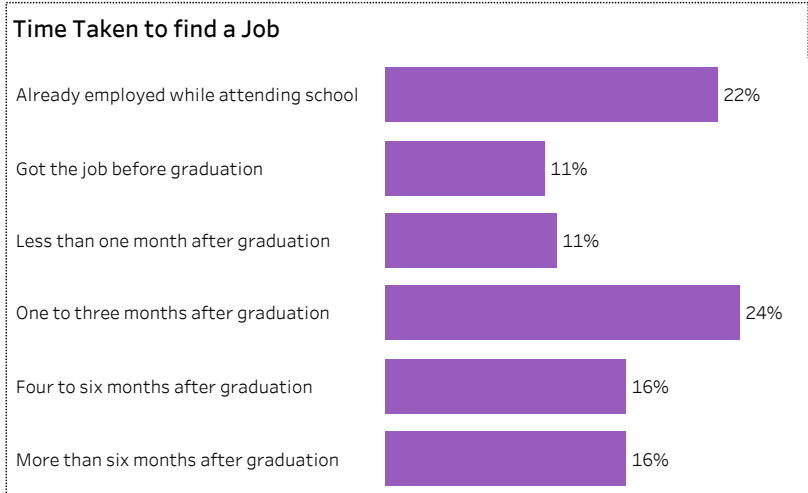
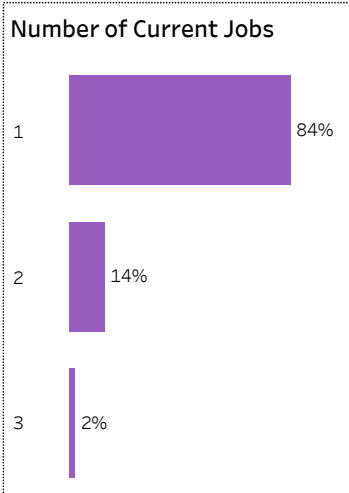
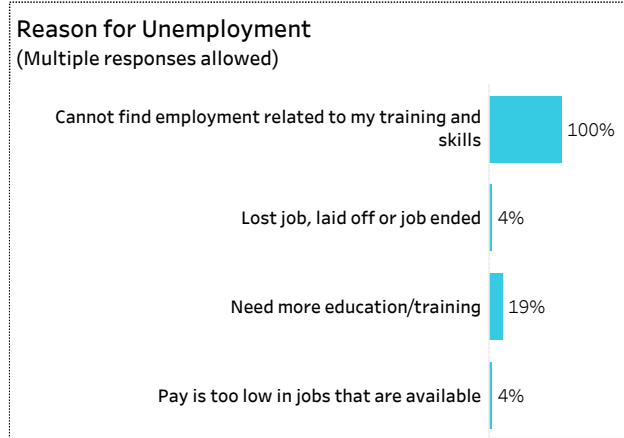
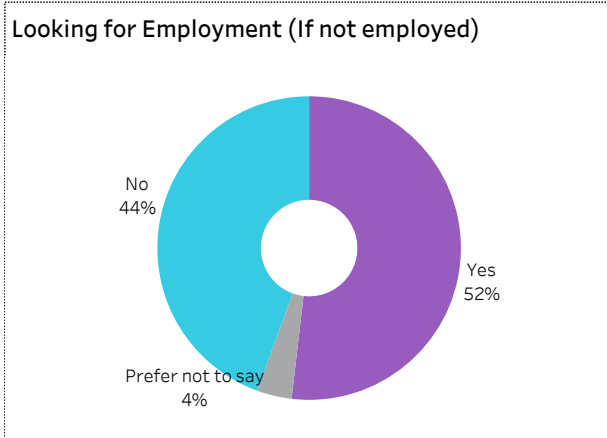
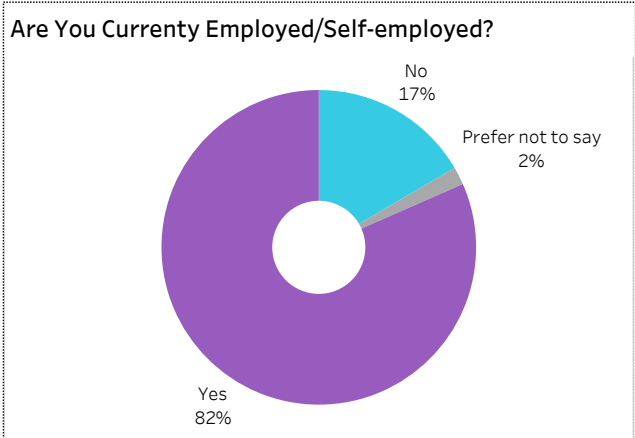


2019-20 Graduate Follow-up Survey Summary of Results (page 3/5) Graduate Employment (continued)



[Click on button to RESET Filters](#)

Number of Respondents **163** | School: **Human Services & Community Safety** | Program: **All** | Credential: **All** | Admin Campus: **All** | Base/CE: **Base** | Indigenous: **All**





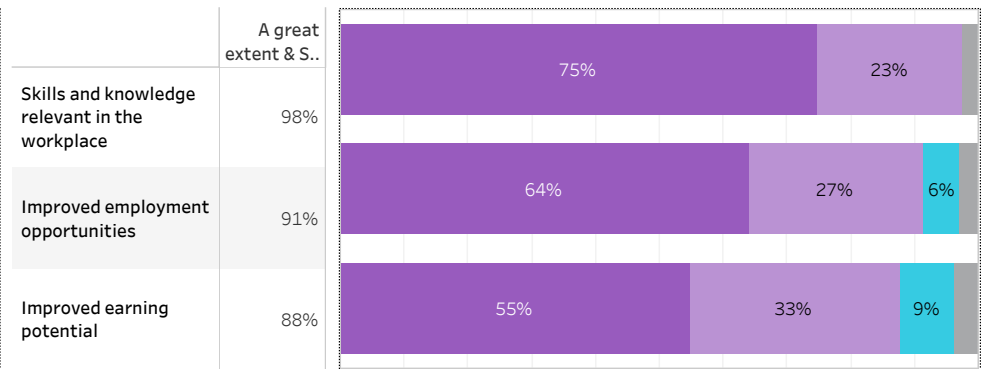
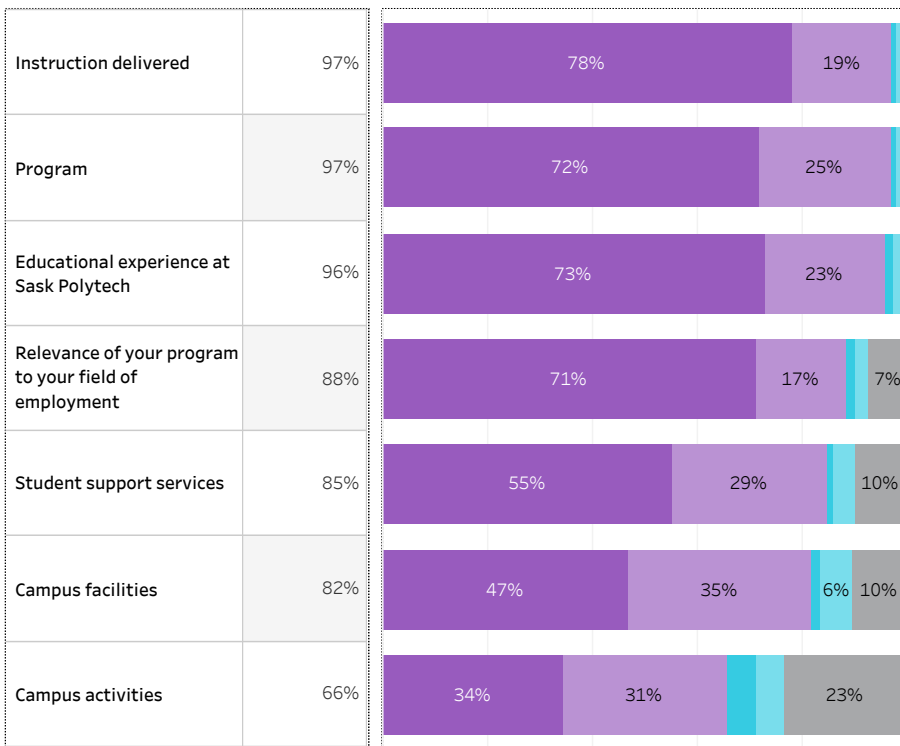
2019-20 Graduate Follow-up Survey Summary of Results (page 4/5) Satisfaction and Program Benefits



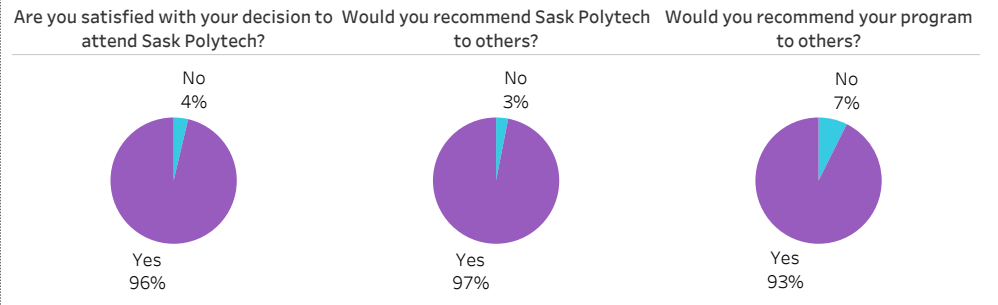
Click on button to RESET Filters

Number of Respondents 163	School: Human Services & Community Safety Program: All Credential: All Admin Campus: All Base/CE: Base Indigenous: All
-------------------------------------	--

Level of Satisfaction	Very Satisfied & Somewhat Satisfied	Very Satisfied	Somewhat satisfied	Very dissatisfied	Somewhat dissatisfied	Not sure	Program Benefits	A Great Extent & Some Extent	A Great extent	Some extent	No extent at all	Not sure	Not applicable
-----------------------	-------------------------------------	----------------	--------------------	-------------------	-----------------------	----------	------------------	------------------------------	----------------	-------------	------------------	----------	----------------



Satisfaction with Sask Polytech



Institutional Research and Analysis



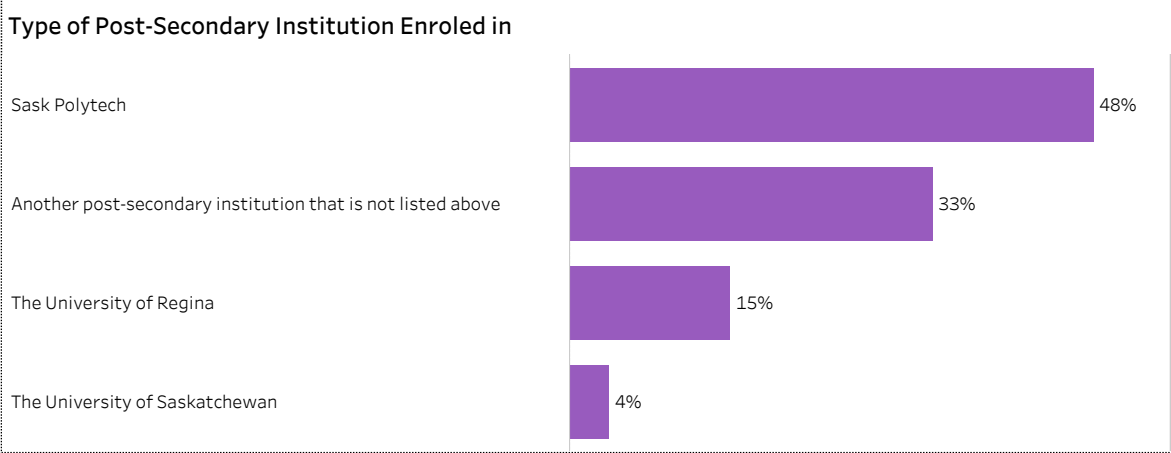
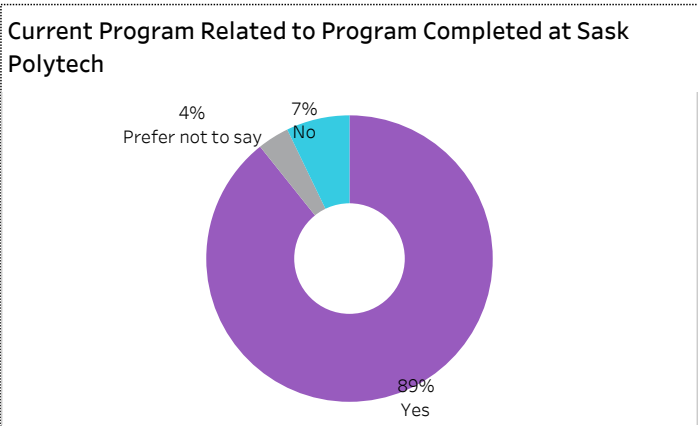
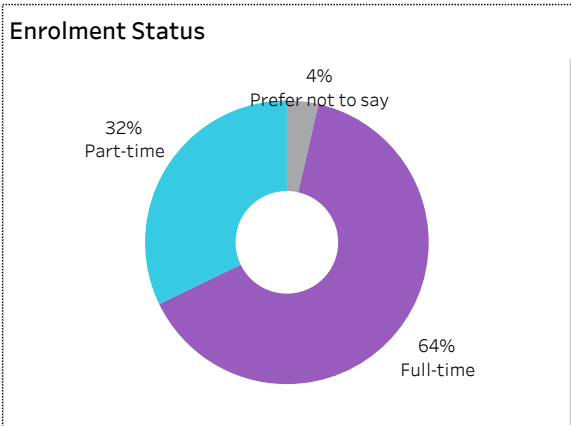
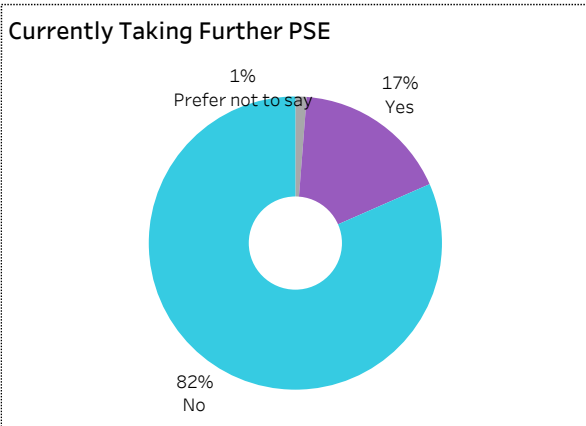
2019-20 Graduate Follow-up Survey Summary of Results (page 5/5) Further Post-Secondary Education



[Click on button to RESET Filters](#)

Number of Respondents
163

School: **Human Services & Community Safety** | Program: **All** | Credential: **All** | Admin Campus: **All** | Base/CE: **Base** | Indigenous: **All**



Among the students who pursued further education, 25% indicated the program was not related to the one they completed at Sask Polytech. Common reasons cited by the graduates who were studying in an unrelated field were to be able to change career choice, to have more/better career choices, and difficulty of finding employment in their previous field of study.

Institutional Research and Analysis



2019-20 Graduate Follow-up Survey Summary of Results (page 1/5) Respondent Profile



[Click on button to RESET Filters](#)

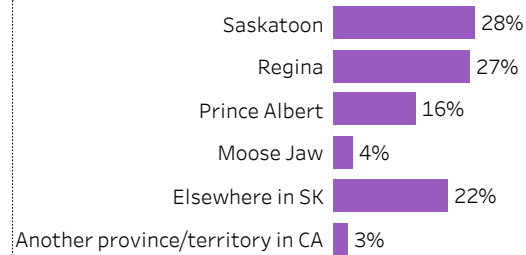
Number of Respondents
130

School: **Human Services & Community Safety** | Program: **All** | Credential: **All** | Admin Campus: **All** | Base/CE: **Con Ed - Sask Polytech Delivered** | Indigenous: **All**

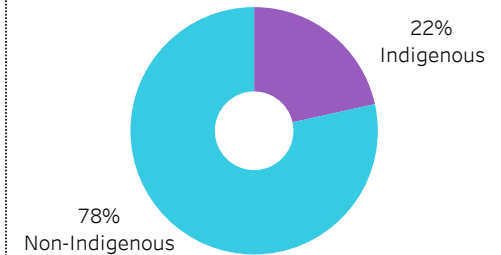
School



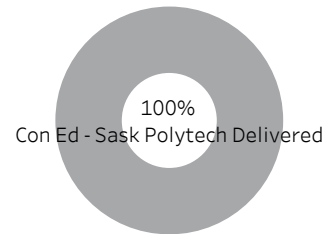
Location of Current Residence



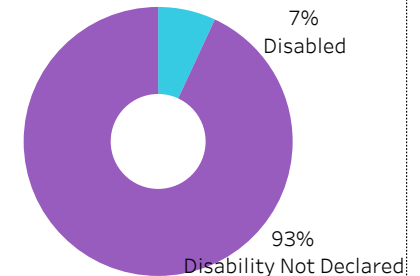
Indigenous Status



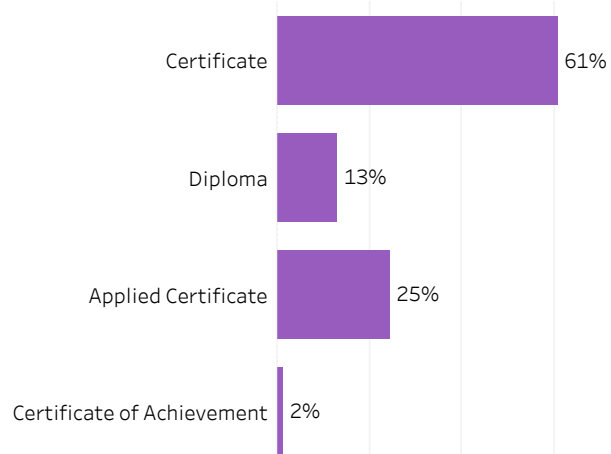
Base/CE



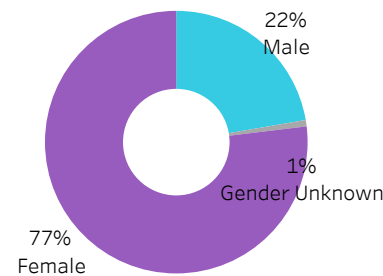
Disability



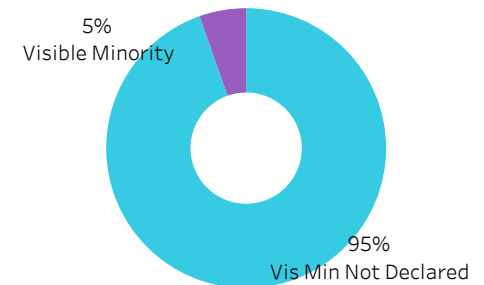
Credentials



Gender



Visible Minority





2019-20 Graduate Follow-up Survey Summary of Results (page 2/5) Graduate Employment



[Click on button to RESET Filters](#)

Number of Respondents
130

School: **Human Services & Community Safety** | Program: **All** | Credential: **All** | Admin Campus: **All** | Base/CE: **Con Ed - Sask Polytech Delivered** | Indigenous: **All**

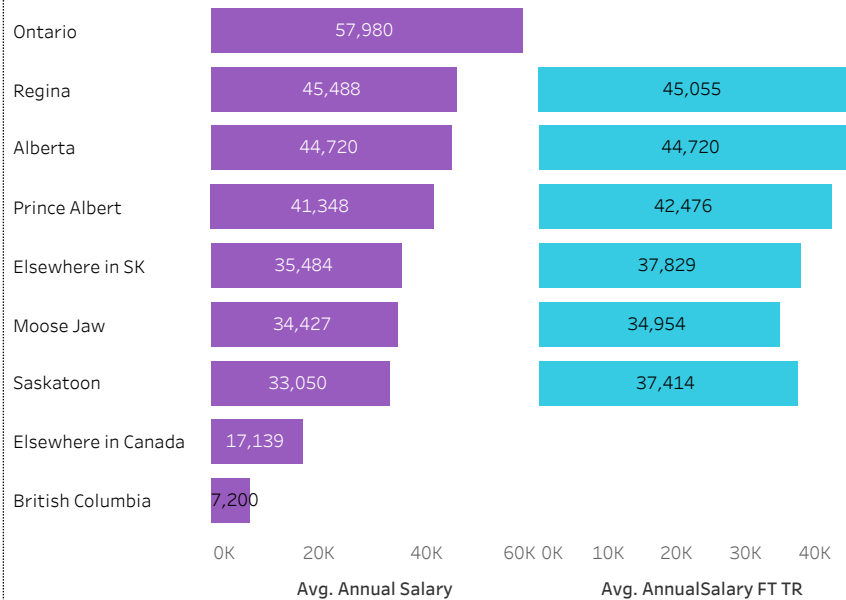
Overall Employment Rate

#Available Workforce	# of Grads Employed	Employment Rate	# of Fulltime Employed Grads	Full-time Employment Rate
119	109	92%	98	82%

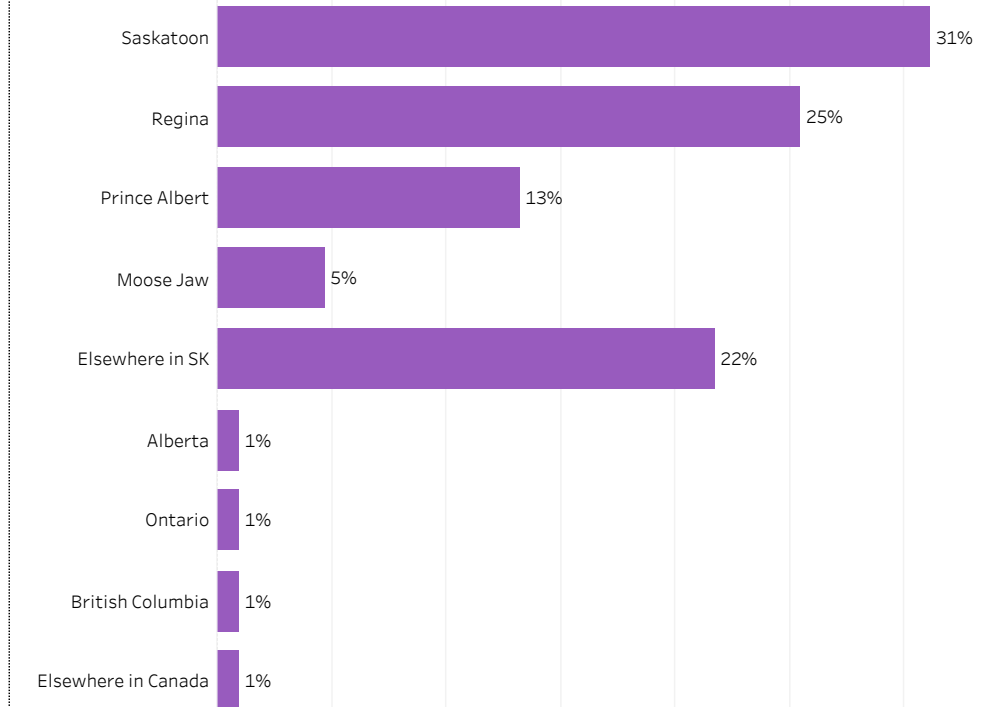
Training Related (TR) Employment

#Available Workforce	# of TR Employed Grads	TR Employment Rate	# of Fulltime TR Employed Grads	Full-time TR Employment Rate
119	80	67%	77	65%


Average Salaries by Location of Employment



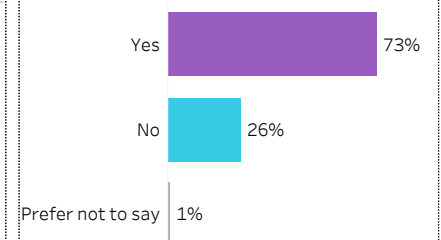
Location of Employment



Average/Median Salary



Relatedness of Job to Training



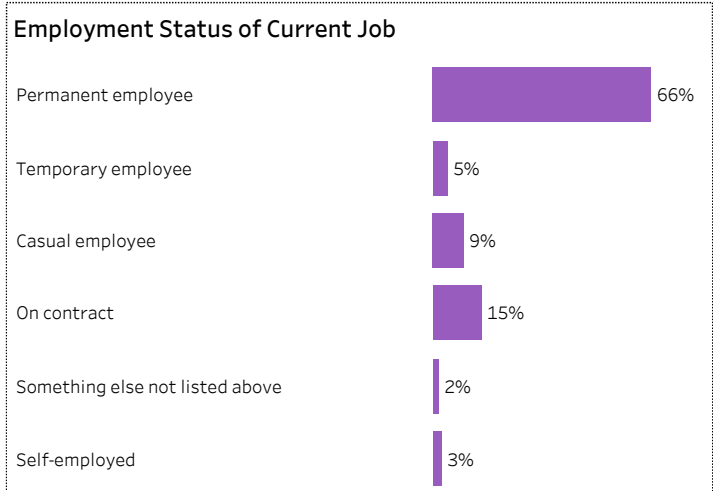
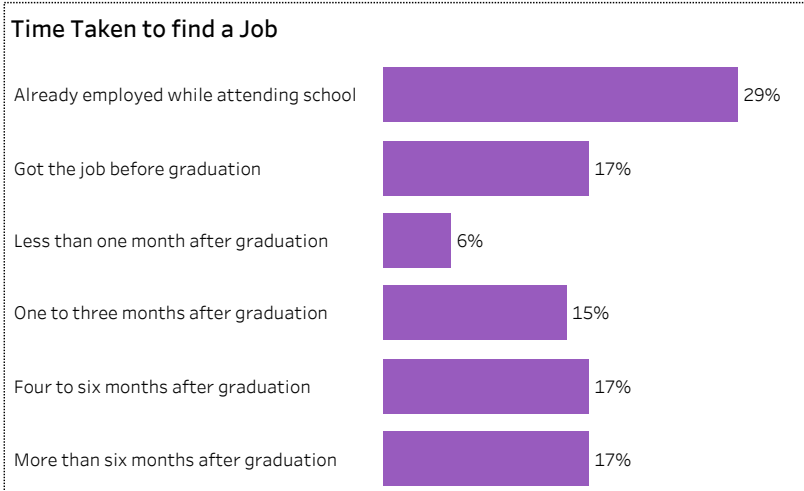
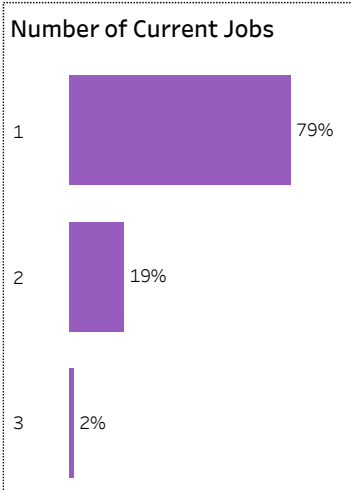
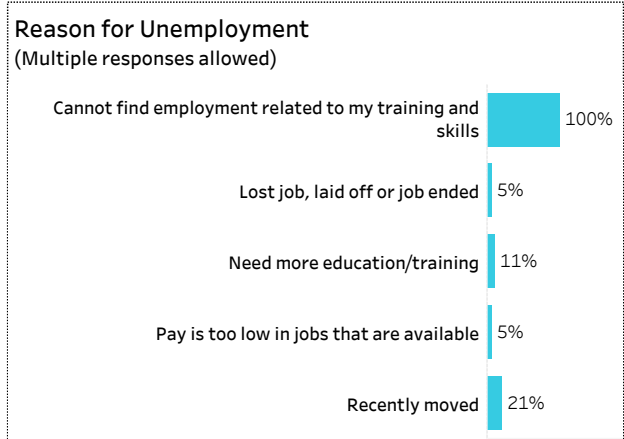
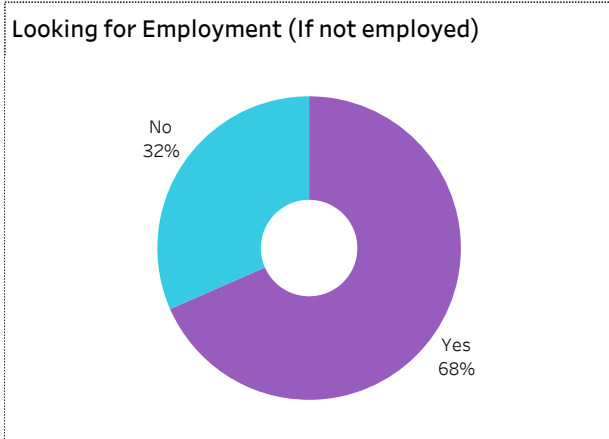
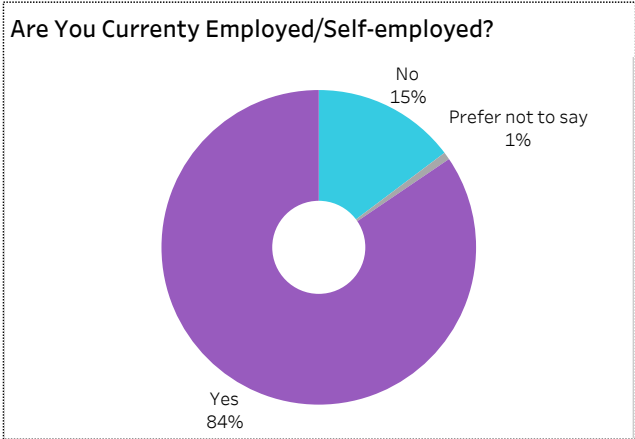


2019-20 Graduate Follow-up Survey Summary of Results (page 3/5) Graduate Employment (continued)



[Click on button to RESET Filters](#)

Number of Respondents **130** | School: **Human Services & Community Safety** | Program: **All** | Credential: **All** | Admin Campus: **All** | Base/CE: **Con Ed - Sask Polytech Delivered** | Indigenous: **All**





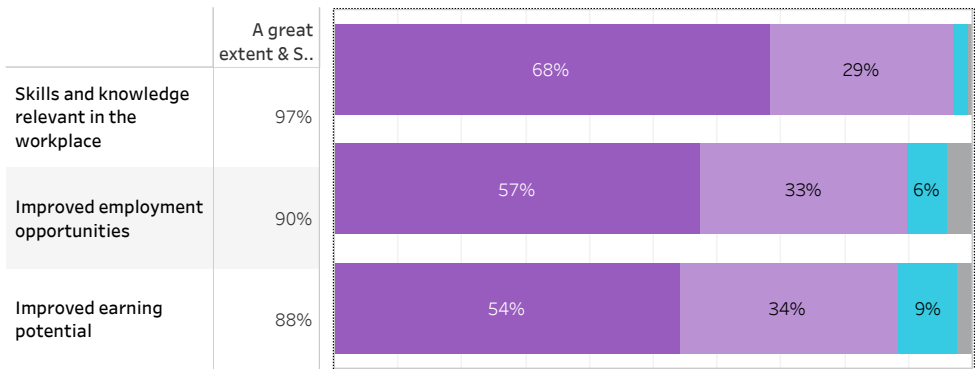
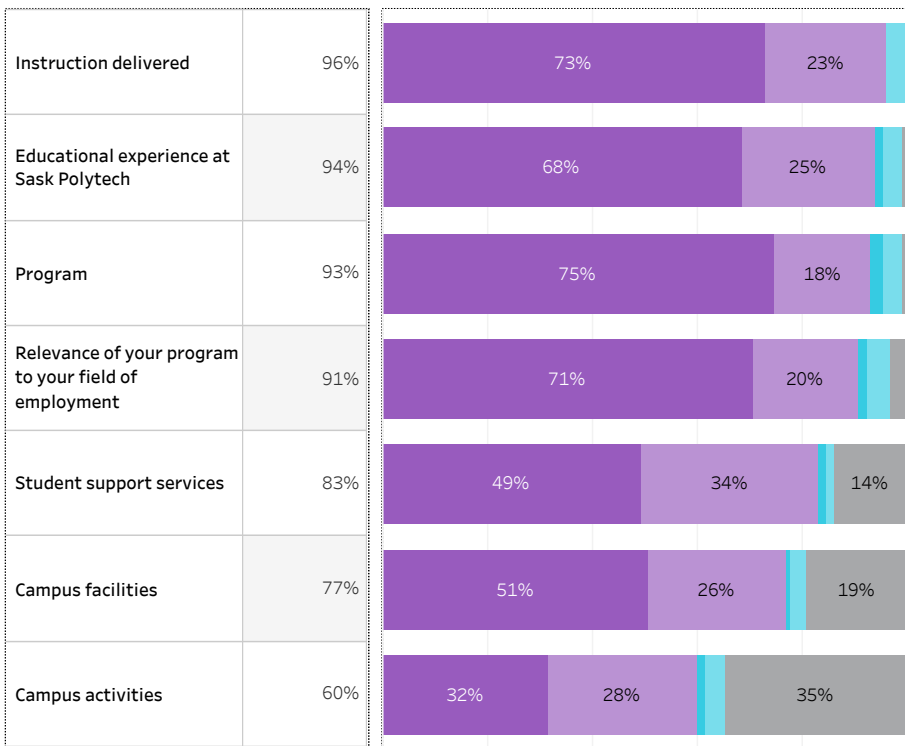
2019-20 Graduate Follow-up Survey Summary of Results (page 4/5) Satisfaction and Program Benefits



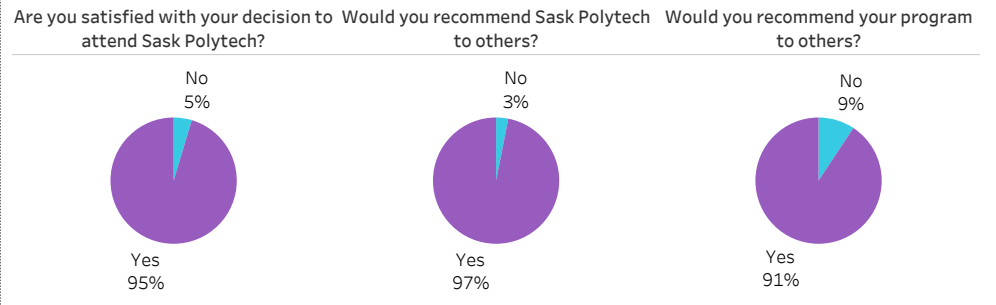
Click on button to RESET Filters

Number of Respondents 130	School: Human Services & Community Safety Program: All Credential: All Admin Campus: All Base/CE: Con Ed - Sask Polytech Delivered Indigenous: All
-------------------------------------	--

Level of Satisfaction	<ul style="list-style-type: none"> Very Satisfied & Somewhat Satisfied Very dissatisfied Somewhat dissatisfied 	Program Benefits	<ul style="list-style-type: none"> A Great Extent & Some Extent No extent at all Not sure
-----------------------	---	------------------	--



Satisfaction with Sask Polytech



Institutional Research and Analysis



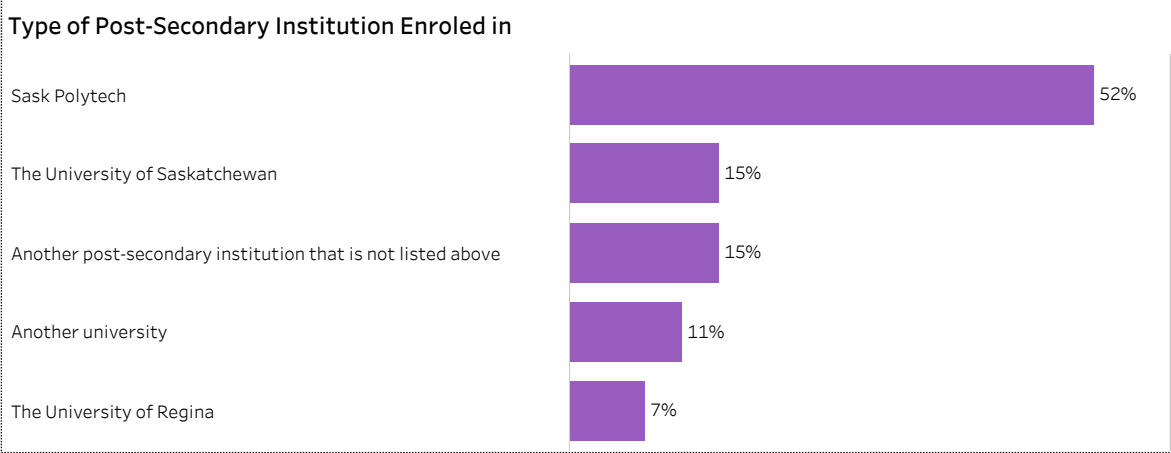
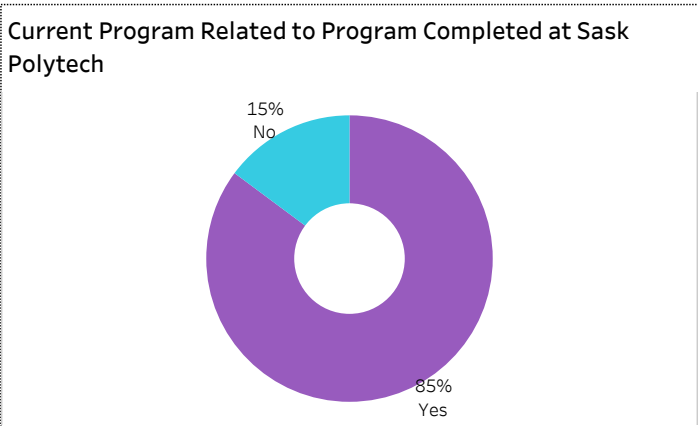
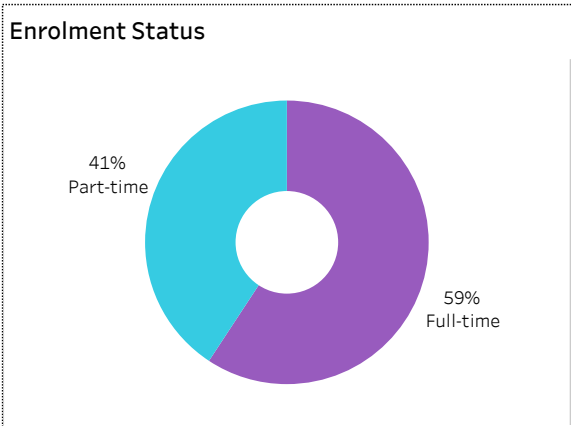
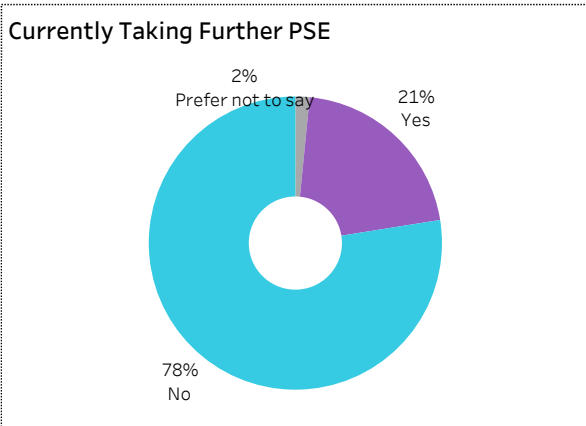
2019-20 Graduate Follow-up Survey Summary of Results (page 5/5) Further Post-Secondary Education



[Click on button to RESET Filters](#)

Number of Respondents
130

School: **Human Services & Community Safety** | Program: **All** | Credential: **All** | Admin Campus: **All** | Base/CE: **Con Ed - Sask Polytech Delivered** | Indigenous: **All**



Among the students who pursued further education, 25% indicated the program was not related to the one they completed at Sask Polytech. Common reasons cited by the graduates who were studying in an unrelated field were to be able to change career choice, to have more/better career choices, and difficulty of finding employment in their previous field of study.

Institutional Research and Analysis



2019-20 Graduate Follow-up Survey Summary of Results (page 1/5) Respondent Profile

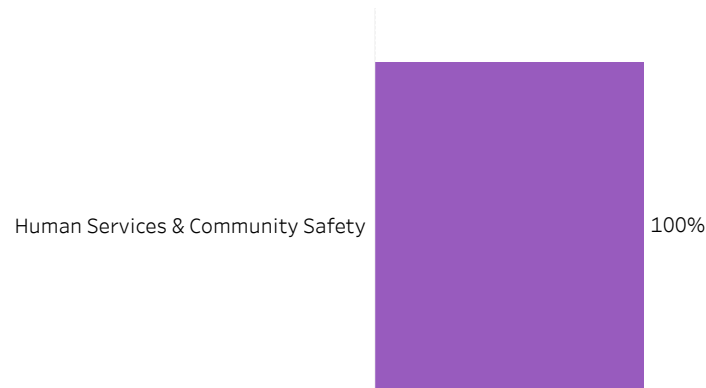


[Click on button to RESET Filters](#)

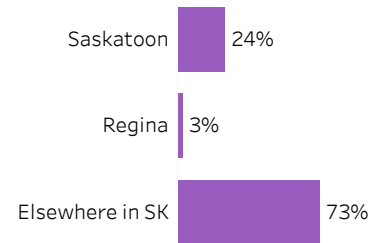
Number of Respondents
33

School: **Human Services & Community Safety** | Program: **All** | Credential: **All** | Admin Campus: **All** | Base/CE: **Con Ed - Brokered** | Indigenous: **All**

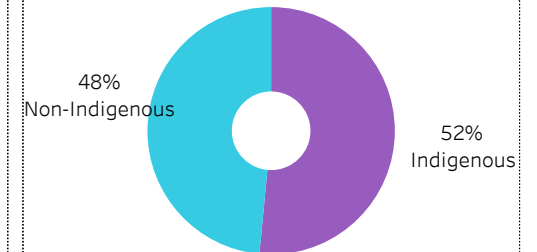
School



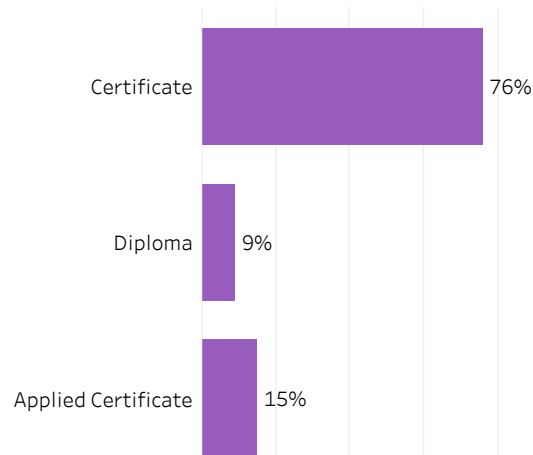
Location of Current Residence



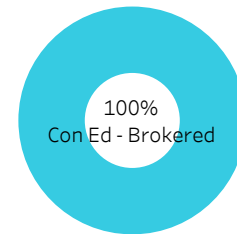
Indigenous Status



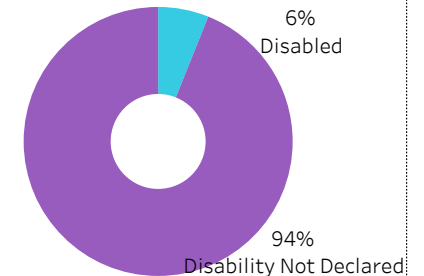
Credentials



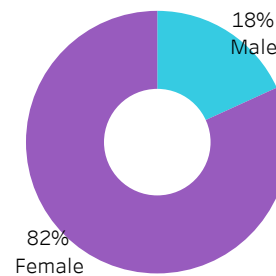
Base/CE



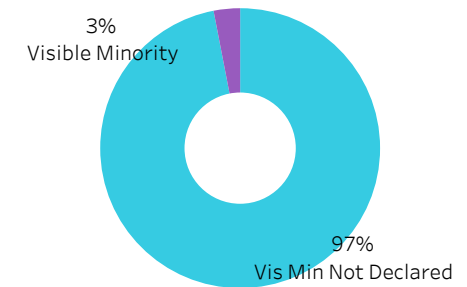
Disability



Gender



Visible Minority





2019-20 Graduate Follow-up Survey Summary of Results (page 2/5) Graduate Employment



[Click on button to RESET Filters](#)

Number of Respondents
33

School: **Human Services & Community Safety** | Program: **All** | Credential: **All** | Admin Campus: **All** | Base/CE: **Con Ed - Brokered** | Indigenous: **All**

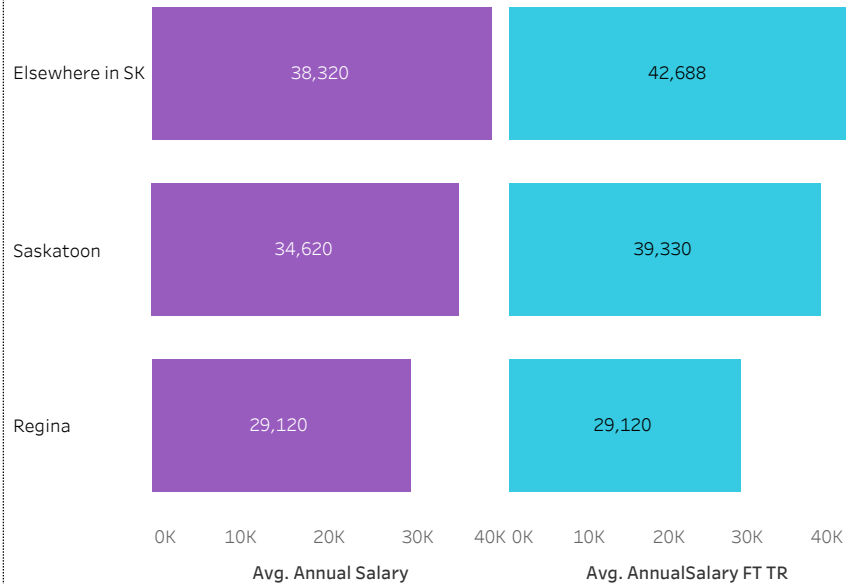
Overall Employment Rate

#Available Workforce	# of Grads Employed	Employment Rate	# of Fulltime Employed Grads	Full-time Employment Rate
32	27	84%	26	81%

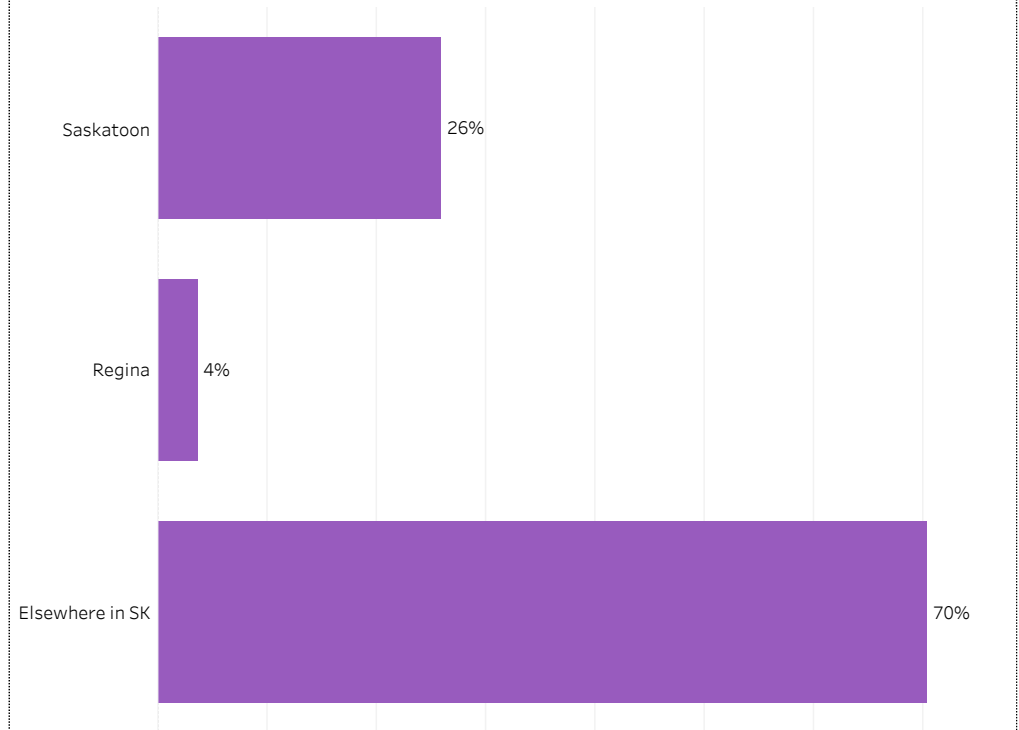
Training Related (TR) Employment

#Available Workforce	# of TR Employed Grads	TR Employment Rate	# of Fulltime TR Employed Grads	Full-time TR Employment Rate
32	24	75%	23	72%


Average Salaries by Location of Employment



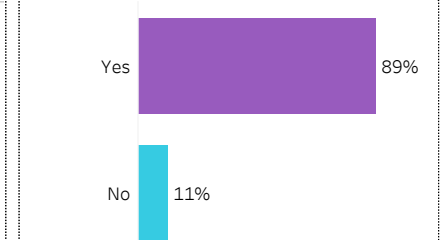
Location of Employment



Average/Median Salary



Relatedness of Job to Training



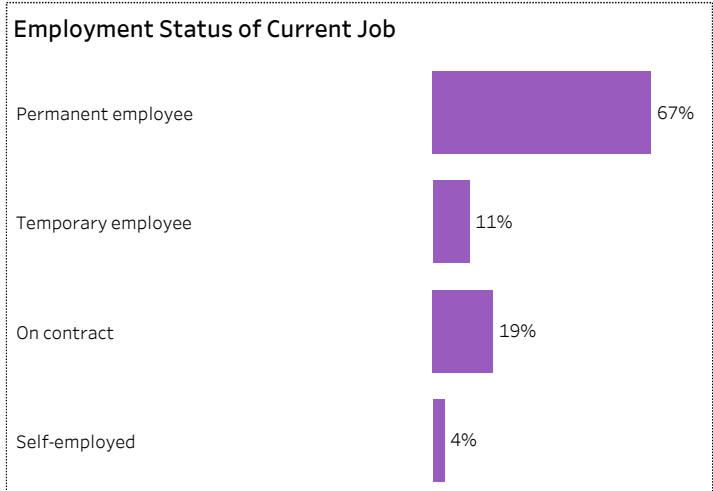
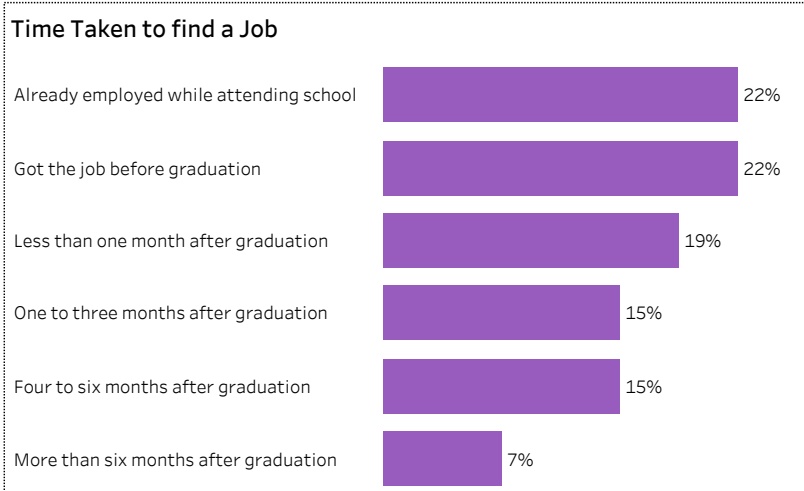
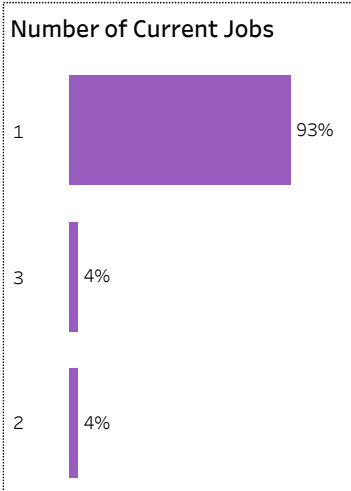
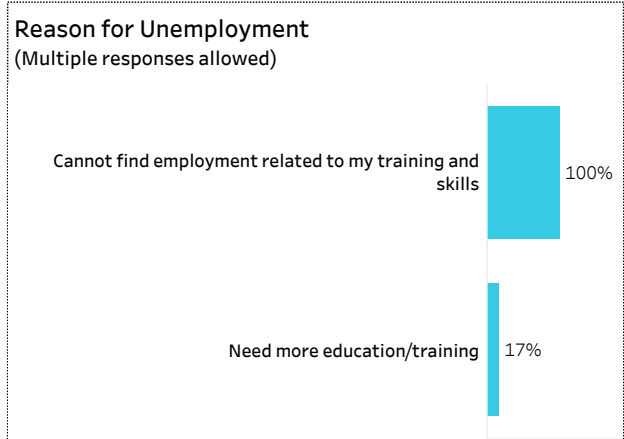
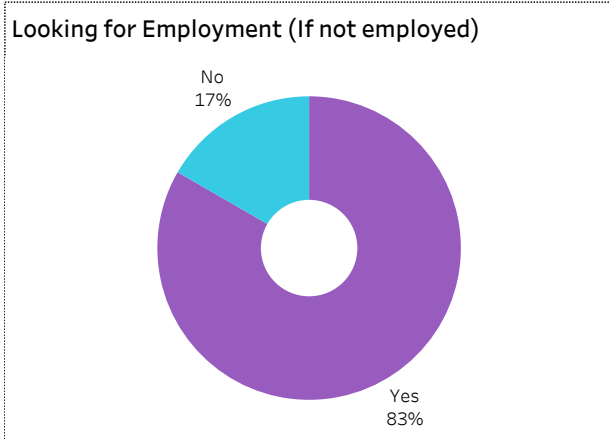
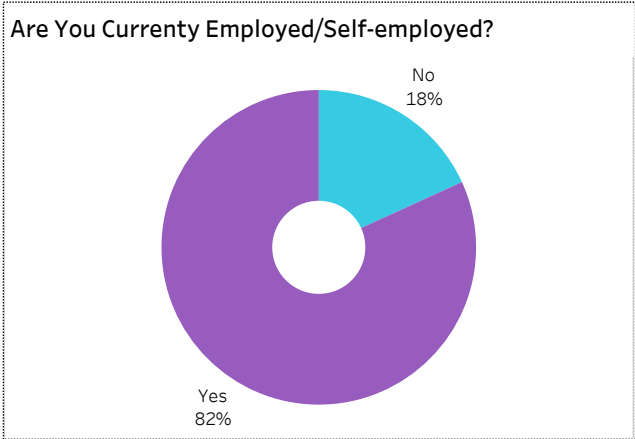


2019-20 Graduate Follow-up Survey Summary of Results (page 3/5) Graduate Employment (continued)



[Click on button to RESET Filters](#)

Number of Respondents **33** | School: **Human Services & Community Safety** | Program: **All** | Credential: **All** | Admin Campus: **All** | Base/CE: **Con Ed - Brokered** | Indigenous: **All**





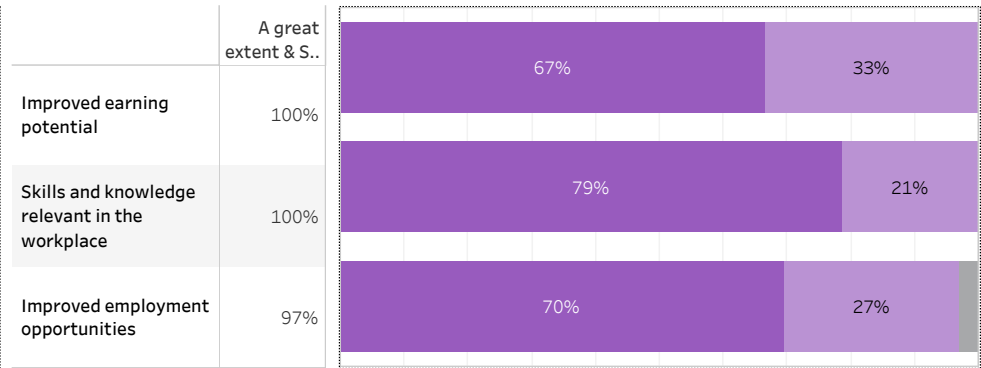
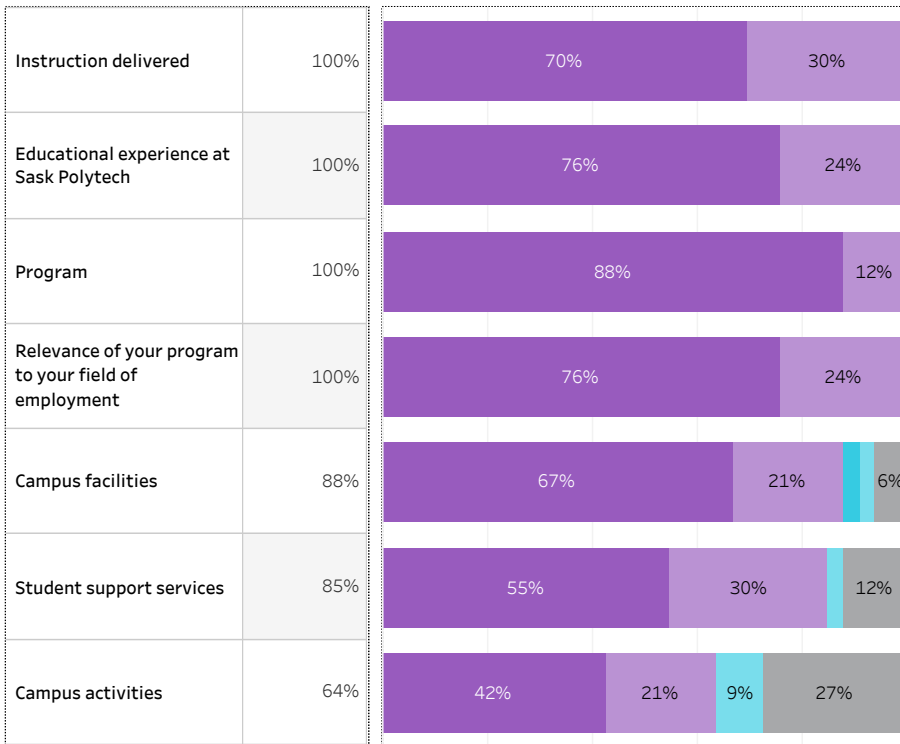
2019-20 Graduate Follow-up Survey Summary of Results (page 4/5) Satisfaction and Program Benefits



Click on button to RESET Filters

Number of Respondents 33	School: Human Services & Community Safety Program: All Credential: All Admin Campus: All Base/CE: Con Ed - Brokered Indigenous: All
------------------------------------	---

Level of Satisfaction	Very Satisfied & Somewhat Satisfied	<ul style="list-style-type: none"> Very satisfied Somewhat satisfied Very dissatisfied Somewhat dissatisfied Not sure 	Program Benefits	A Great Extent & Some Extent	<ul style="list-style-type: none"> Not applicable Some extent A great extent
------------------------------	-------------------------------------	--	-------------------------	------------------------------	---



Satisfaction with Sask Polytech



Institutional Research and Analysis

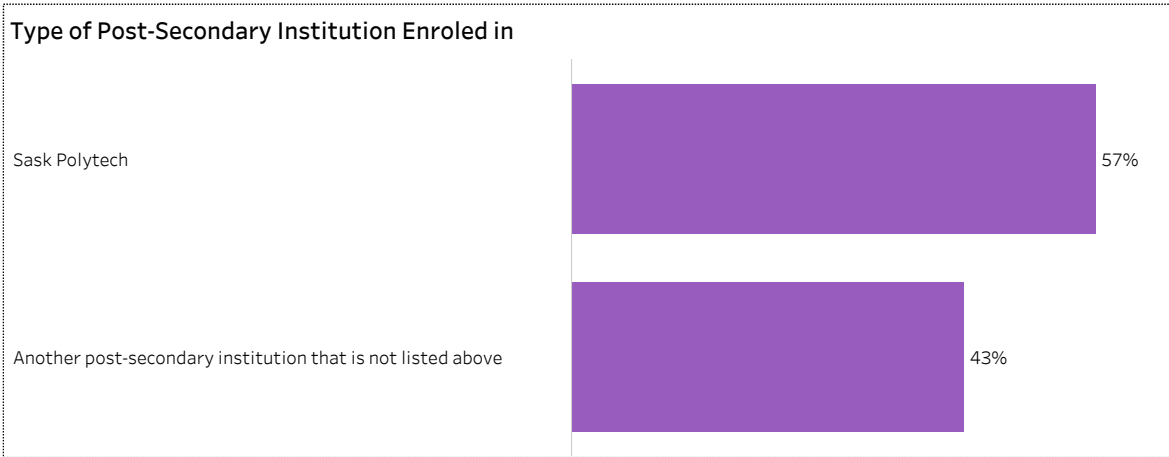
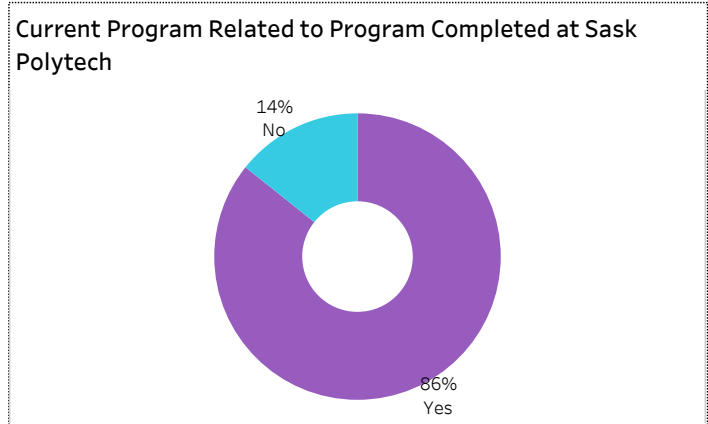
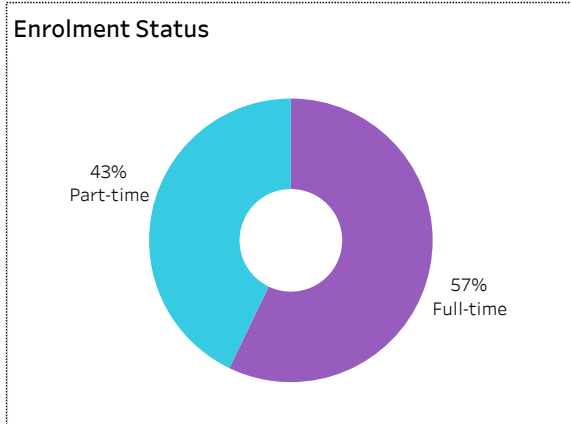
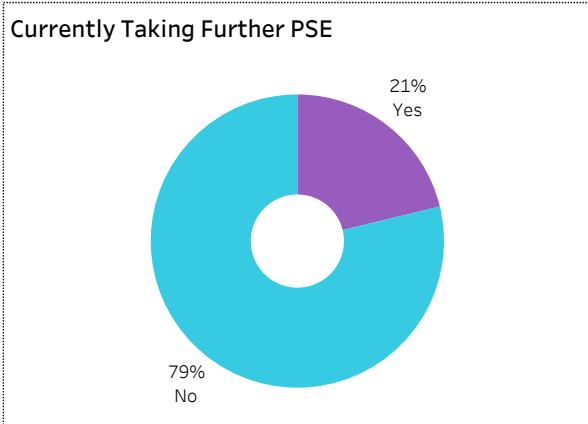


2019-20 Graduate Follow-up Survey Summary of Results (page 5/5) Further Post-Secondary Education



[Click on button to RESET Filters](#)

Number of Respondents: **33**
School: **Human Services & Community Safety** | Program: **All** | Credential: **All** | Admin Campus: **All** | Base/CE: **Con Ed - Brokered** | Indigenous: **All**



Among the students who pursued further education, 25% indicated the program was not related to the one they completed at Sask Polytech. Common reasons cited by the graduates who were studying in an unrelated field were to be able to change career choice, to have more/better career choices, and difficulty of finding employment in their previous field of study.

Institutional Research and Analysis

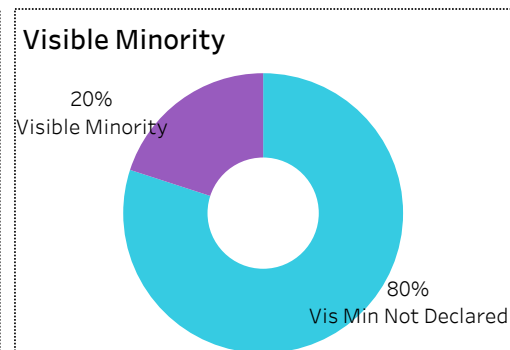
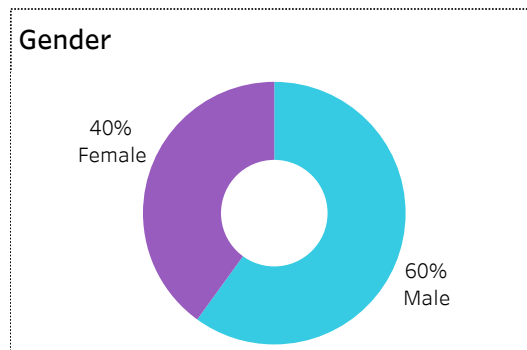
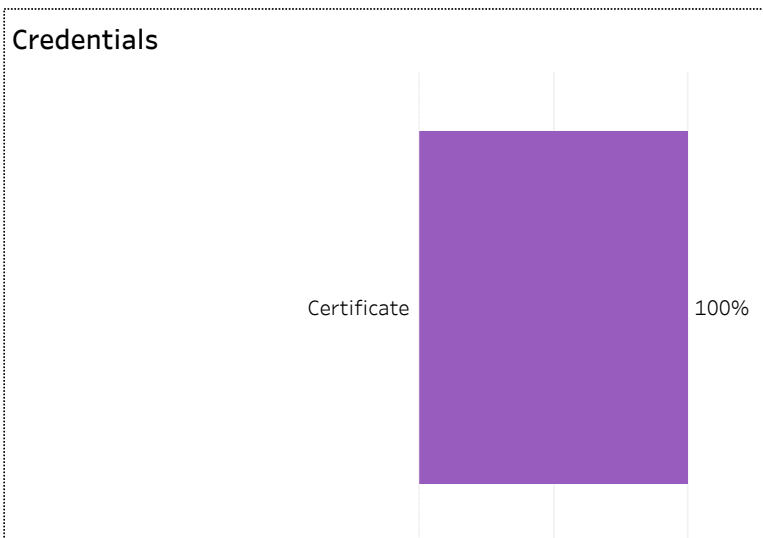
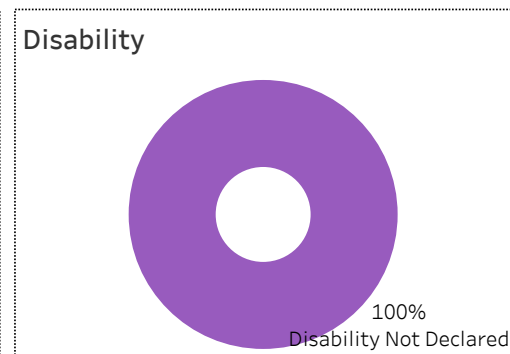

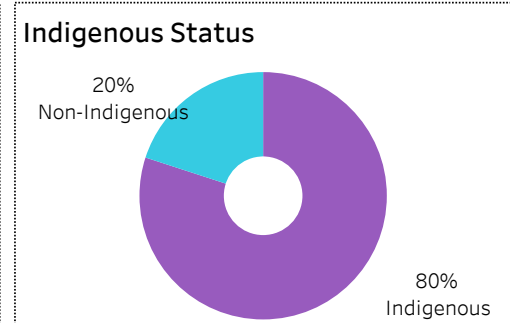
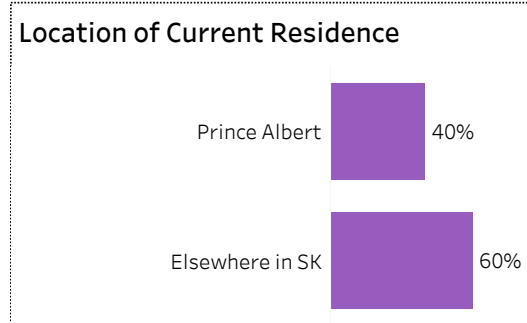


2019-20 Graduate Follow-up Survey Summary of Results (page 1/5) Respondent Profile



[Click on button to RESET Filters](#)

Number of Respondents: **5**
School: **Human Services & Community Safety** | Program: **Aboriginal Policing Preparation** | Credential: **Certificate** |
Admin Campus: **Prince Albert** | Base/CE: **Con Ed - Sask Polytech Delivered** | Indigenous: **All**





2019-20 Graduate Follow-up Survey Summary of Results (page 2/5) Graduate Employment



[Click on button to RESET Filters](#)

Number of Respondents
5

School: **Human Services & Community Safety** | Program: **Aboriginal Policing Preparation** | Credential: **Certificate** | Admin Campus: **Prince Albert** | Base/CE: **Con Ed - Sask Polytech Delivered** | Indigenous: **All**

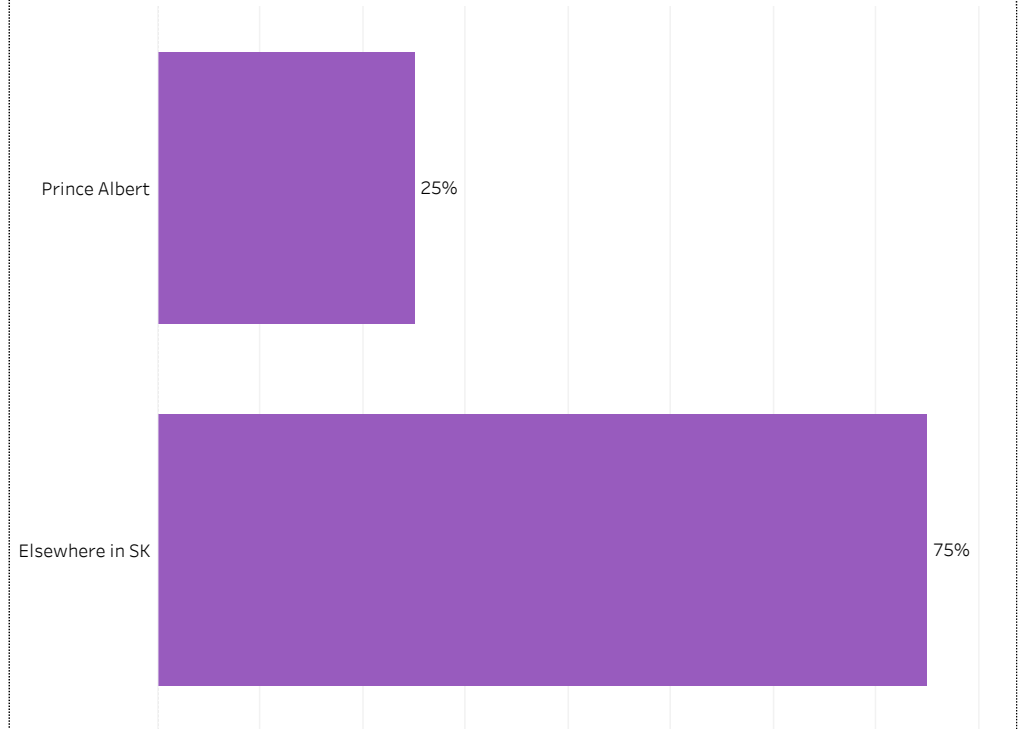
Overall Employment Rate

#Available Workforce	# of Grads Employed	Employment Rate	# of Fulltime Employed Grads	Full-time Employment Rate
4	4	100%	3	75%

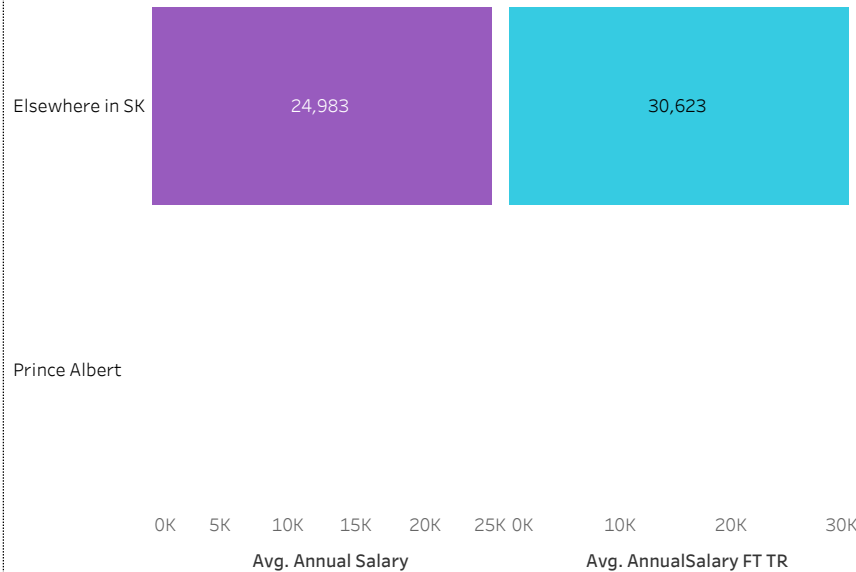
Training Related (TR) Employment

#Available Workforce	# of TR Employed Grads	TR Employment Rate	# of Fulltime TR Employed Grads	Full -time TR Employment Rate
4	1	25%	1	25%

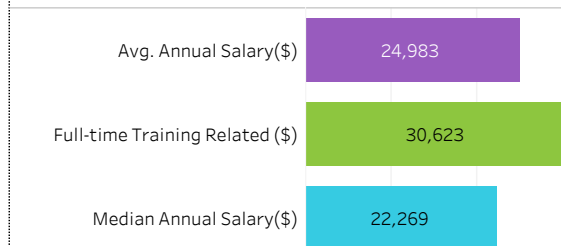
Location of Employment



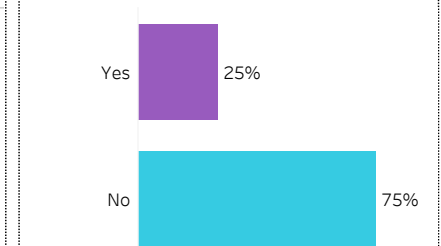
Average Salaries by Location of Employment



Average/Median Salary



Relatedness of Job to Training





2019-20 Graduate Follow-up Survey

Summary of Results (page 3/5)

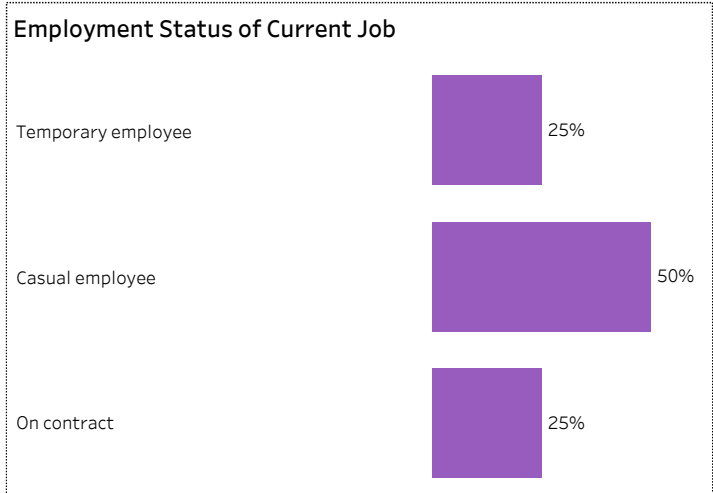
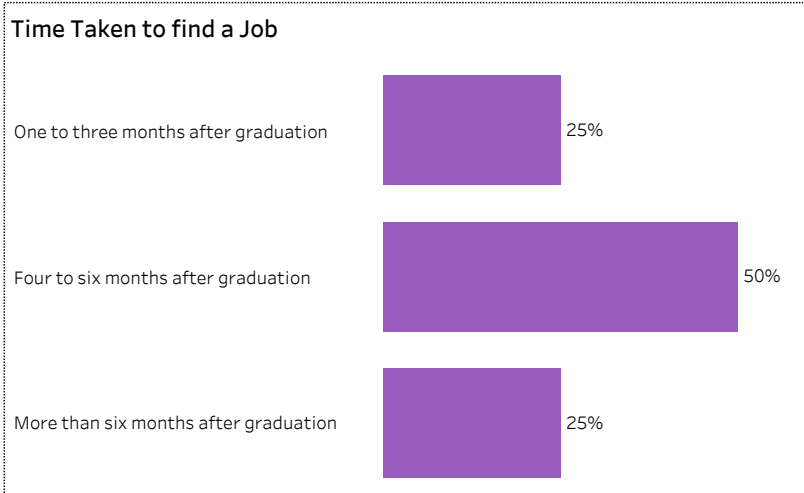
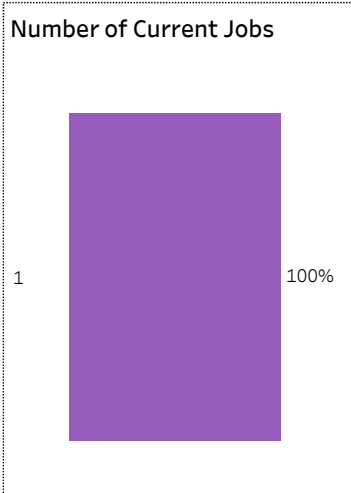
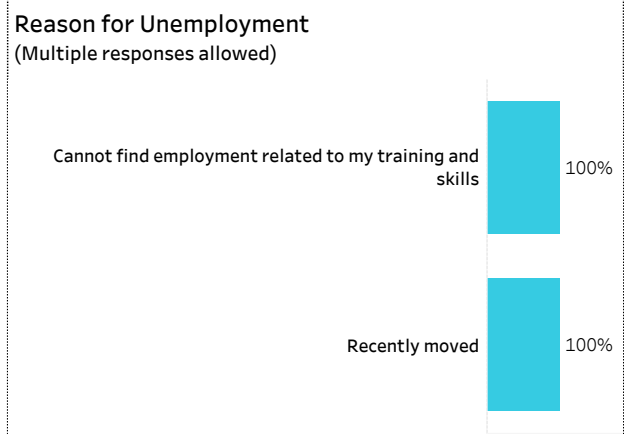
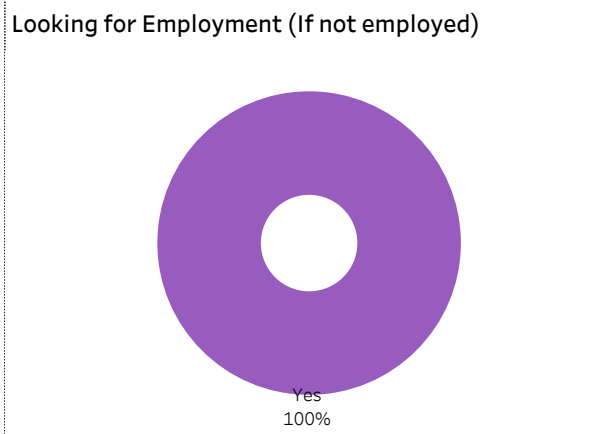
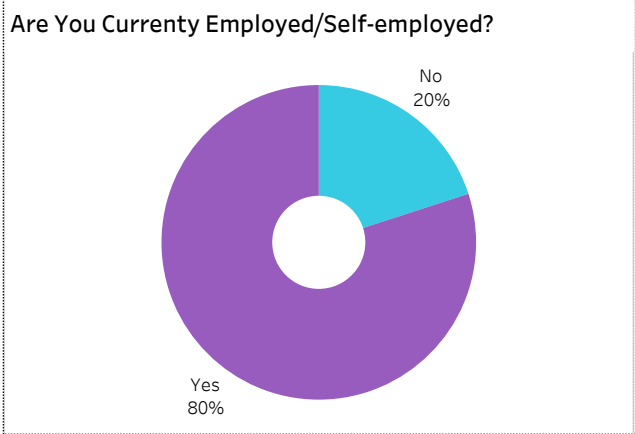
Graduate Employment (continued)



[Click on button to RESET Filters](#)

Number of Respondents: **5**

School: **Human Services & Community Safety** | Program: **Aboriginal Policing Preparation** | Credential: **Certificate** | Admin Campus: **Prince Albert** | Base/CE: **Con Ed - Sask Polytech Delivered** | Indigenous: **All**





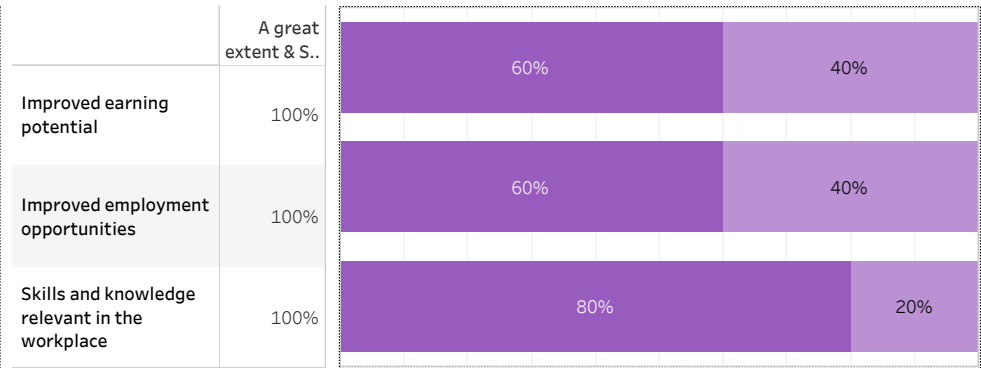
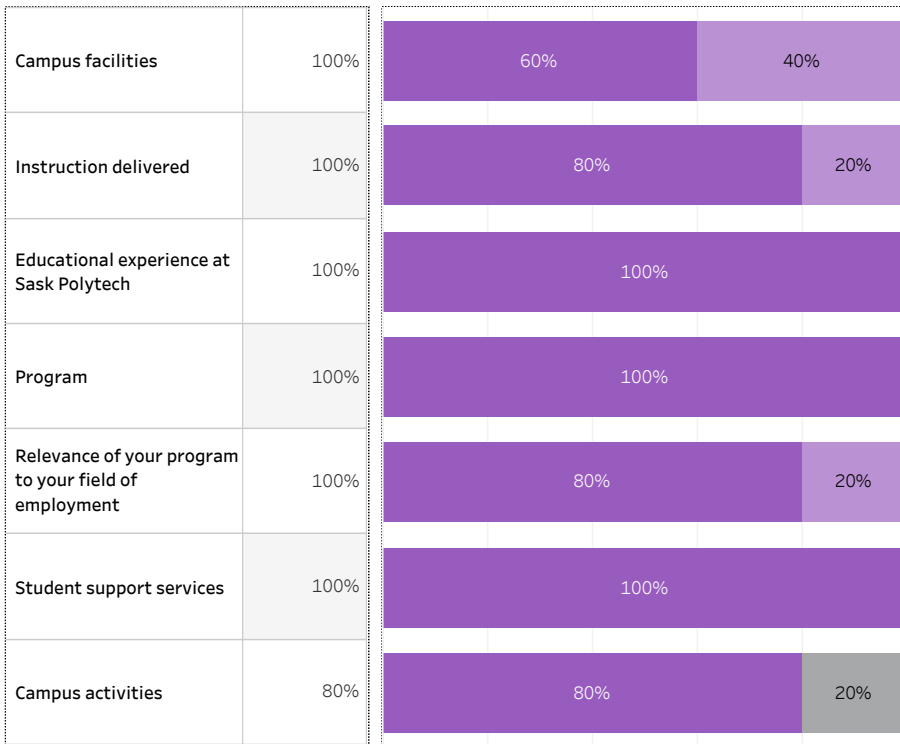
2019-20 Graduate Follow-up Survey Summary of Results (page 4/5) Satisfaction and Program Benefits



Click on button to RESET Filters

Number of Respondents 5	School: Human Services & Community Safety Program: Aboriginal Policing Preparation Credential: Certificate Admin Campus: Prince Albert Base/CE: Con Ed - Sask Polytech Delivered Indigenous: All
--	--

Level of Satisfaction	Very Satisfied & Somewhat Satisfied	<ul style="list-style-type: none"> Very satisfied Somewhat satisfied Not sure 	Program Benefits	A Great Extent & Some Extent	<ul style="list-style-type: none"> Some extent A great extent
------------------------------	-------------------------------------	--	-------------------------	------------------------------	---



Satisfaction with Sask Polytech



Institutional Research and Analysis

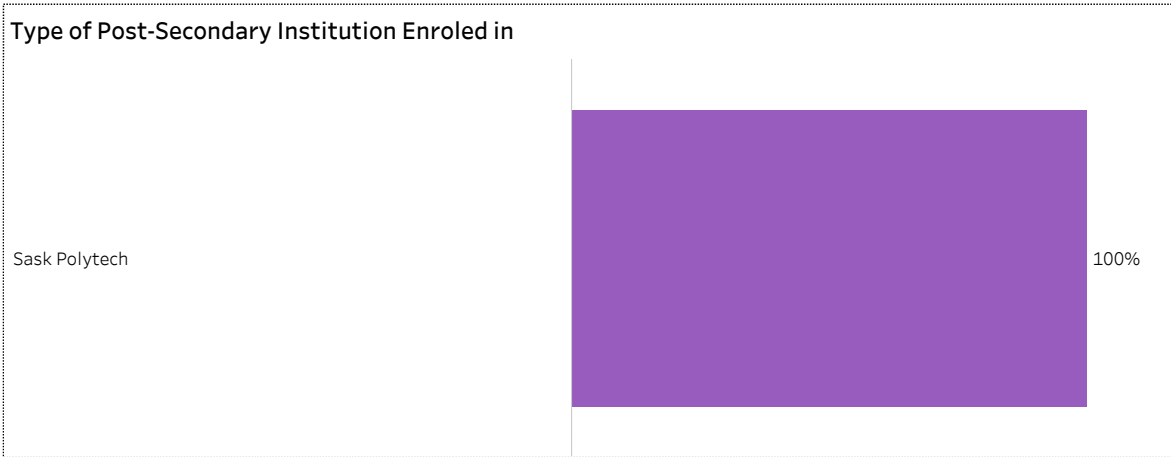
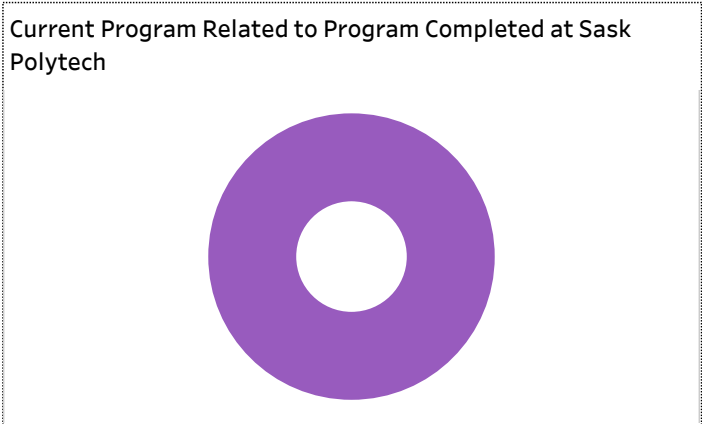

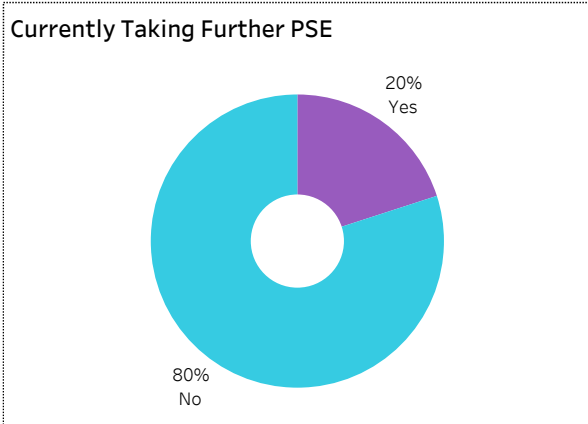


2019-20 Graduate Follow-up Survey Summary of Results (page 5/5) Further Post-Secondary Education



[Click on button to RESET Filters](#)

Number of Respondents: **5**
School: **Human Services & Community Safety** | Program: **Aboriginal Policing Preparation** | Credential: **Certificate** | Admin Campus: **Prince Albert** | Base/CE: **Con Ed - Sask Polytech Delivered** | Indigenous: **All**



Among the students who pursued further education, 25% indicated the program was not related to the one they completed at Sask Polytech. Common reasons cited by the graduates who were studying in an unrelated field were to be able to change career choice, to have more/better career choices, and difficulty of finding employment in their previous field of study.

Institutional Research and Analysis

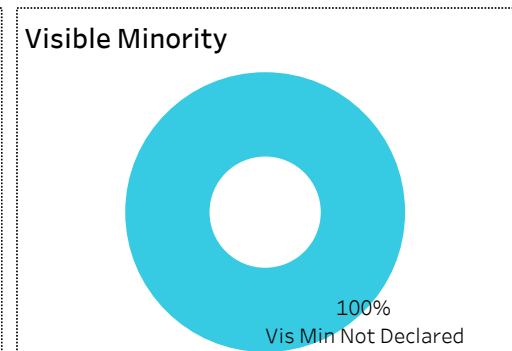
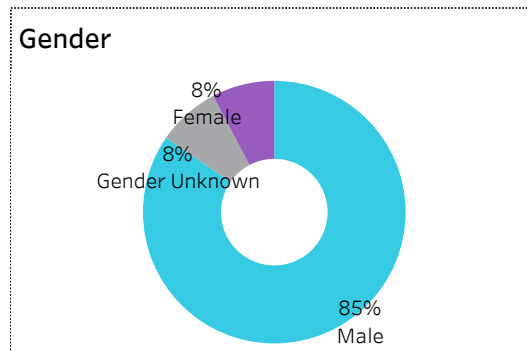
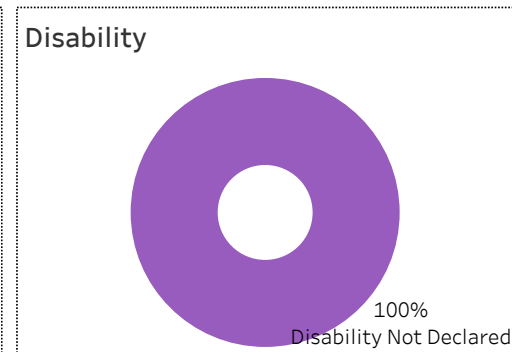
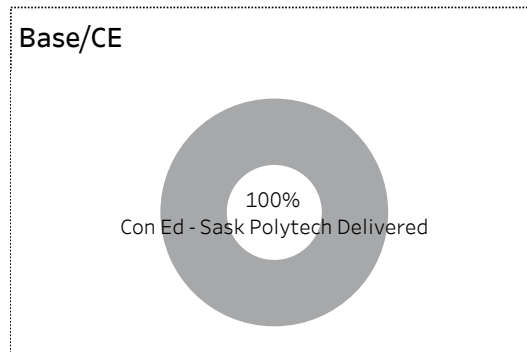
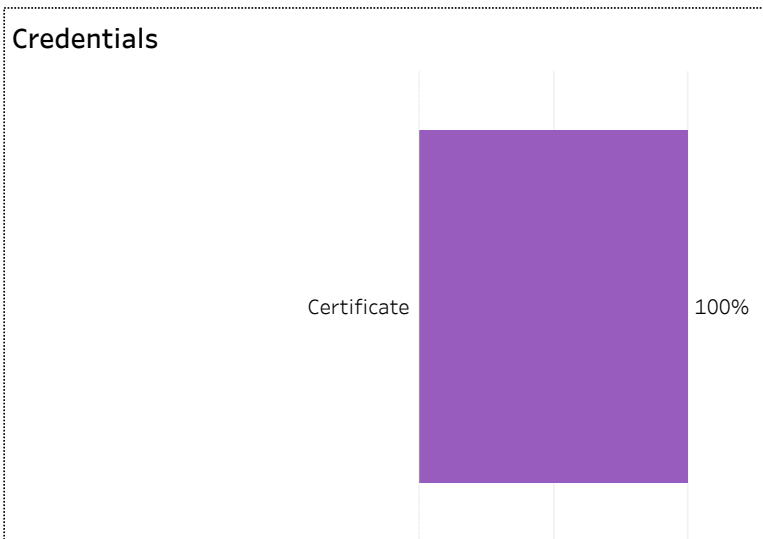
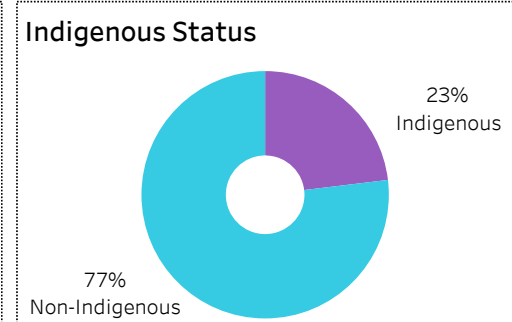
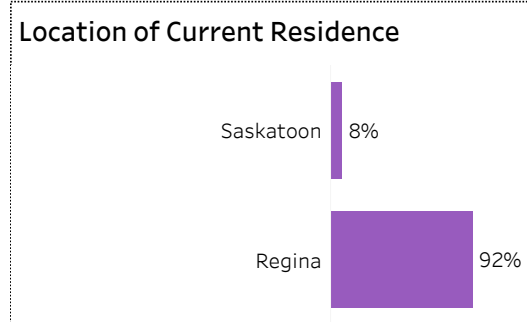


2019-20 Graduate Follow-up Survey Summary of Results (page 1/5) Respondent Profile



[Click on button to RESET Filters](#)

Number of Respondents: **13**
School: **Human Services & Community Safety** | Program: **Aboriginal Policing Preparation** | Credential: **Certificate** |
Admin Campus: **Regina** | Base/CE: **Con Ed - Sask Polytech Delivered** | Indigenous: **All**





2019-20 Graduate Follow-up Survey Summary of Results (page 2/5) Graduate Employment



[Click on button to RESET Filters](#)

Number of Respondents
13

School: **Human Services & Community Safety** | Program: **Aboriginal Policing Preparation** | Credential: **Certificate** | Admin Campus: **Regina** |
Base/CE: **Con Ed - Sask Polytech Delivered** | Indigenous: **All**

Overall Employment Rate

#Available Workforce	# of Grads Employed	Employment Rate	# of Fulltime Employed Grads	Full-time Employment Rate
13	10	77%	9	69%

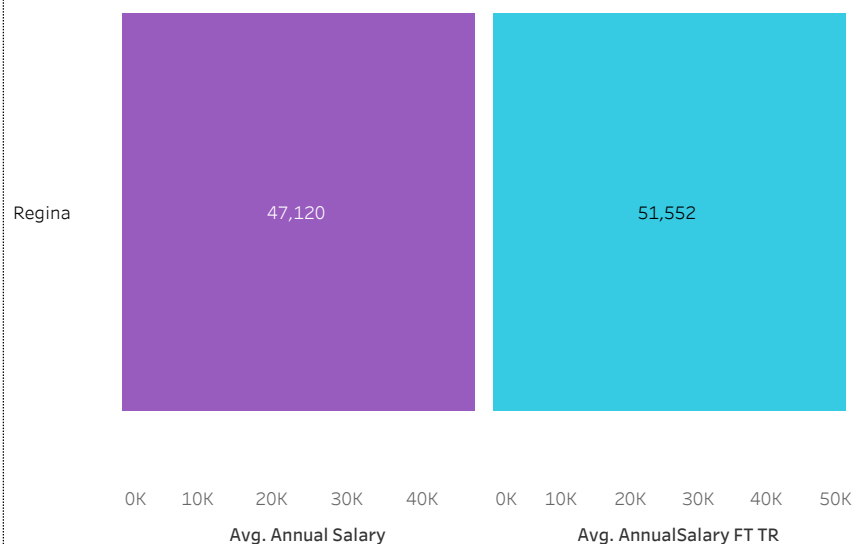
Training Related (TR) Employment

#Available Workforce	# of TR Employed Grads	TR Employment Rate	# of Fulltime TR Employed Grads	Full -time TR Employment Rate
13	8	62%	7	54%

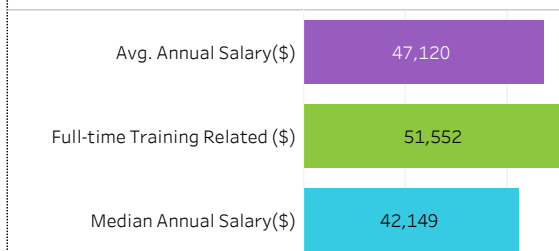
Location of Employment



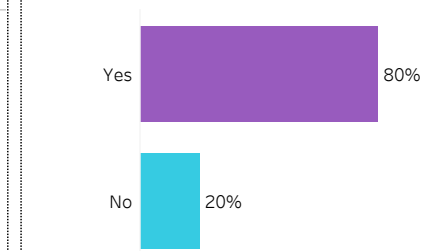
Average Salaries by Location of Employment



Average/Median Salary



Relatedness of Job to Training



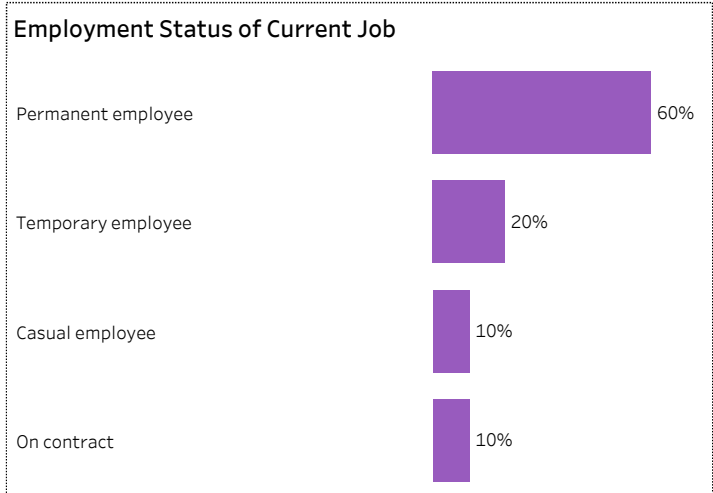
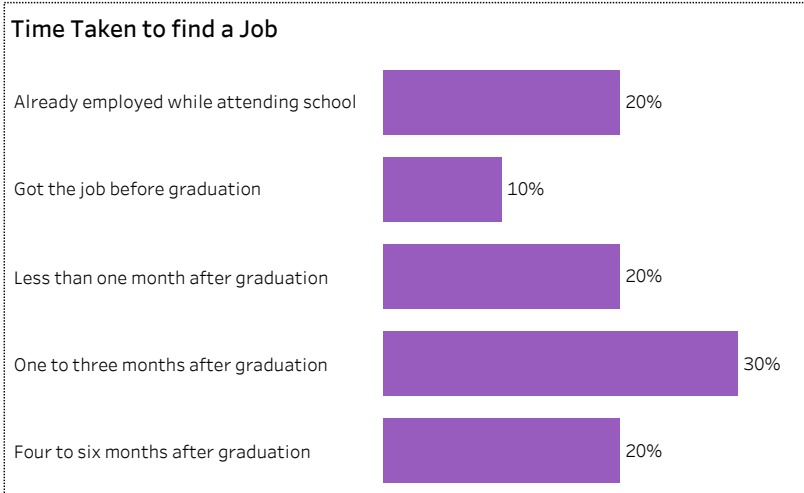
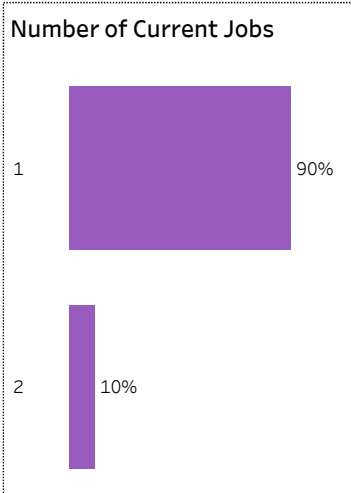
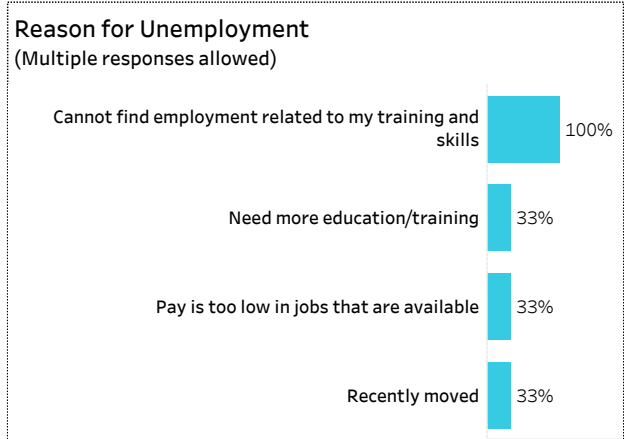
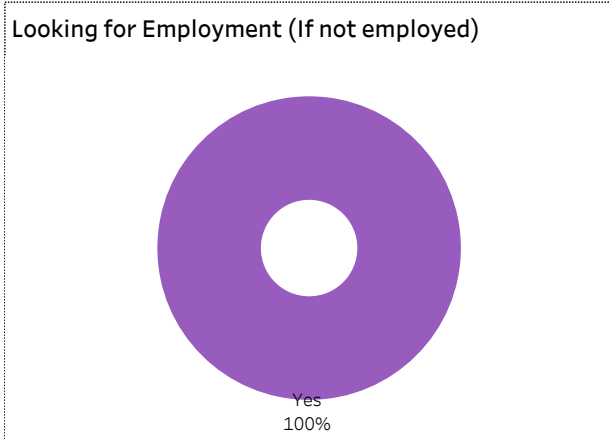
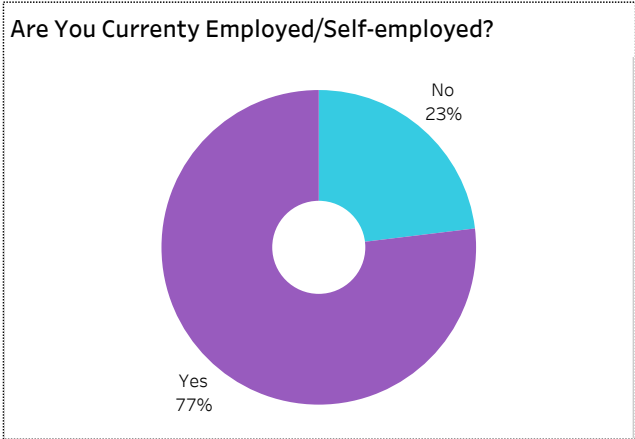


2019-20 Graduate Follow-up Survey Summary of Results (page 3/5) Graduate Employment (continued)



[Click on button to RESET Filters](#)

Number of Respondents **13** | School: **Human Services & Community Safety** | Program: **Aboriginal Policing Preparation** | Credential: **Certificate** | Admin Campus: **Regina** | Base/CE: **Con Ed - Sask Polytech Delivered** | Indigenous: **All**





2019-20 Graduate Follow-up Survey Summary of Results (page 4/5) Satisfaction and Program Benefits

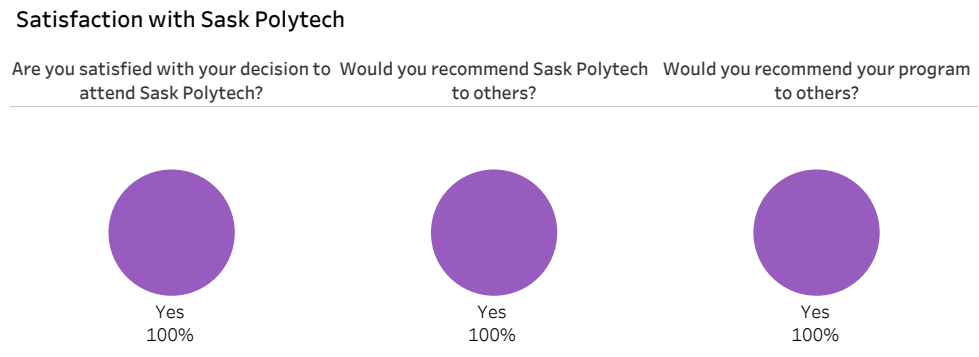


[Click on button to RESET Filters](#)

Number of Respondents 13	School: Human Services & Community Safety Program: Aboriginal Policing Preparation Credential: Certificate Admin Campus: Regina Base/CE: Con Ed - Sask Polytech Delivered Indigenous: All
---	---

Level of Satisfaction	Very Satisfied & Somewhat Satisfied	<ul style="list-style-type: none"> Very satisfied Somewhat satisfied Somewhat dissatisfied 	Program Benefits	A Great Extent & Some Extent	<ul style="list-style-type: none"> No extent at all Some extent A great extent
------------------------------	-------------------------------------	---	-------------------------	------------------------------	---

Educational experience at Sask Polytech	100%		A great extent & S..	
Program	100%		100%	
Student support services	100%		92%	
Campus activities	92%			
Instruction delivered	92%			
Relevance of your program to your field of employment	92%			
Campus facilities	85%			



Institutional Research and Analysis




2019-20 Graduate Follow-up Survey Summary of Results (page 5/5) Further Post-Secondary Education



[Click on button to RESET Filters](#)

Number of Respondents 13	School: Human Services & Community Safety Program: Aboriginal Policing Preparation Credential: Certificate Admin Campus: Regina Base/CE: Con Ed - Sask Polytech Delivered Indigenous: All
------------------------------------	---

Currently Taking Further PSE  <p>100% No</p>	Enrolment Status	Current Program Related to Program Completed at Sask Polytech
---	-------------------------	--

Type of Post-Secondary Institution Enroled in
--

Among the students who pursued further education, 25% indicated the program was not related to the one they completed at Sask Polytech. Common reasons cited by the graduates who were studying in an unrelated field were to be able to change career choice, to have more/better career choices, and difficulty of finding employment in their previous field of study.



2019-20 Graduate Follow-up Survey Summary of Results (page 1/5) Respondent Profile



[Click on button to RESET Filters](#)

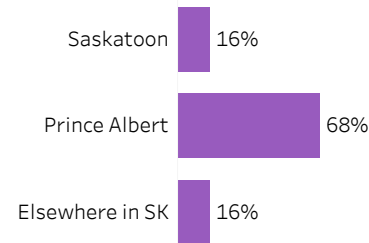
Number of Respondents
19

School: **Human Services & Community Safety** | Program: **Correctional Studies** | Credential: **Diploma** | Admin
Campus: **Prince Albert** | Base/CE: **Base** | Indigenous: **All**

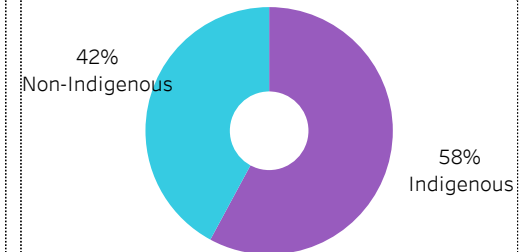
School

Human Services & Community Safety 100%

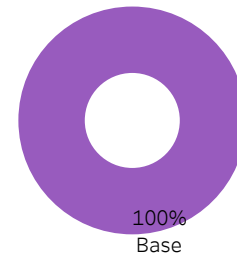
Location of Current Residence



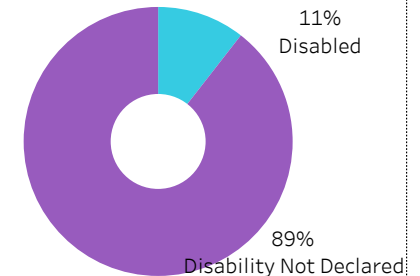
Indigenous Status



Base/CE



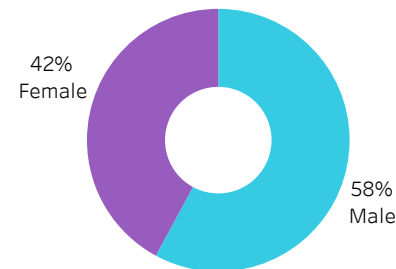
Disability



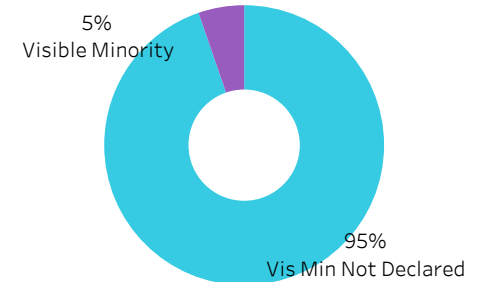
Credentials

Diploma 100%

Gender



Visible Minority



Institutional Research and Analysis



2019-20 Graduate Follow-up Survey Summary of Results (page 2/5) Graduate Employment



[Click on button to RESET Filters](#)

Number of Respondents
19

School: **Human Services & Community Safety** | Program: **Correctional Studies** | Credential: **Diploma** | Admin Campus: **Prince Albert** | Base/CE: **Base** | Indigenous: **All**

Overall Employment Rate

#Available Workforce	# of Grads Employed	Employment Rate	# of Fulltime Employed Grads	Full-time Employment Rate
15	12	80%	10	67%

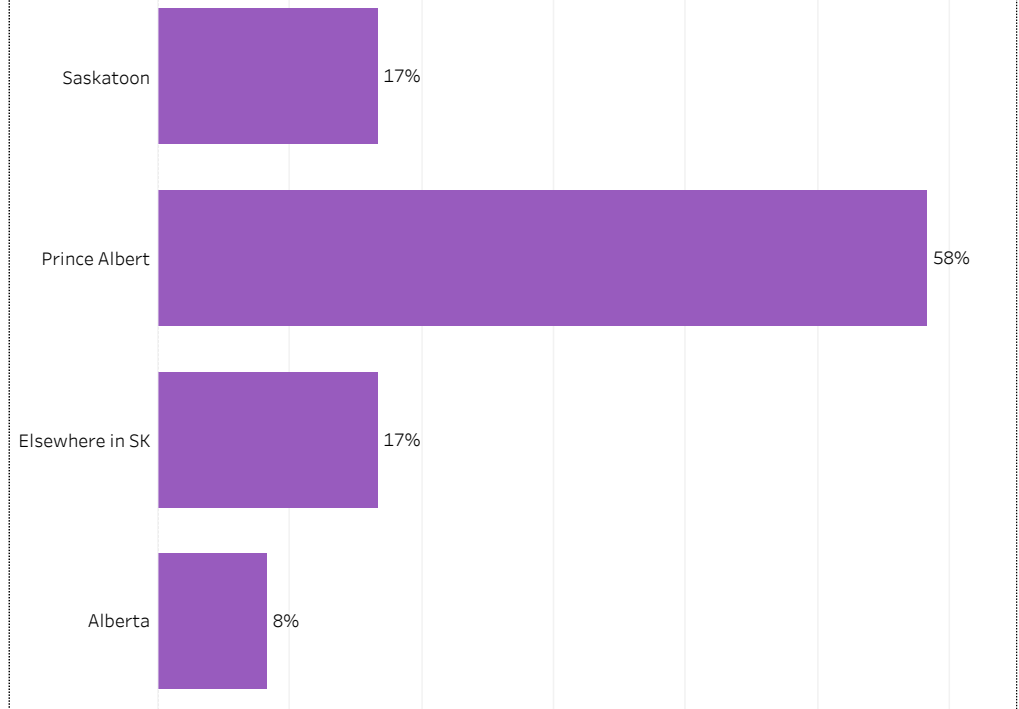
Training Related (TR) Employment

#Available Workforce	# of TR Employed Grads	TR Employment Rate	# of Fulltime TR Employed Grads	Full-time TR Employment Rate
15	11	73%	9	60%

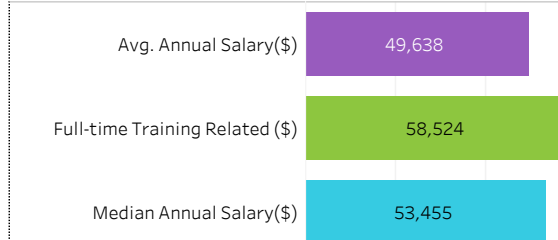
Average Salaries by Location of Employment



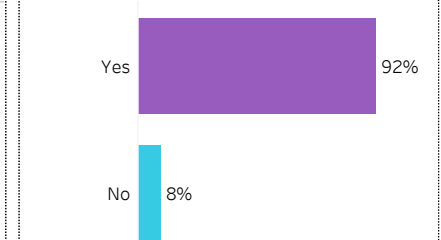
Location of Employment



Average/Median Salary



Relatedness of Job to Training





2019-20 Graduate Follow-up Survey Summary of Results (page 3/5) Graduate Employment (continued)

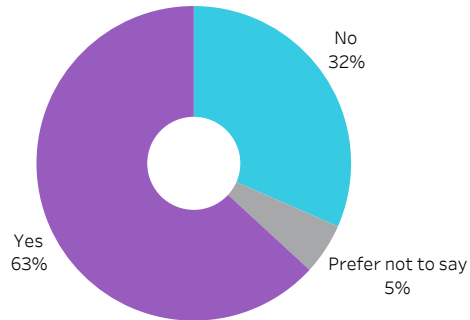


[Click on button to RESET Filters](#)

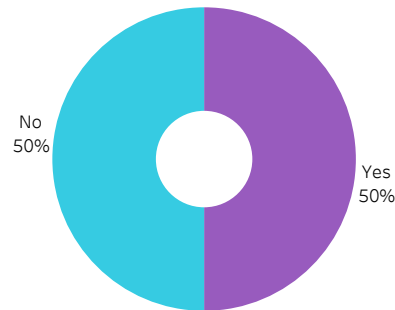
Number of Respondents
19

School: **Human Services & Community Safety** | Program: **Correctional Studies** | Credential: **Diploma** | Admin Campus: **Prince Albert** |
Base/CE: **Base** | Indigenous: **All**

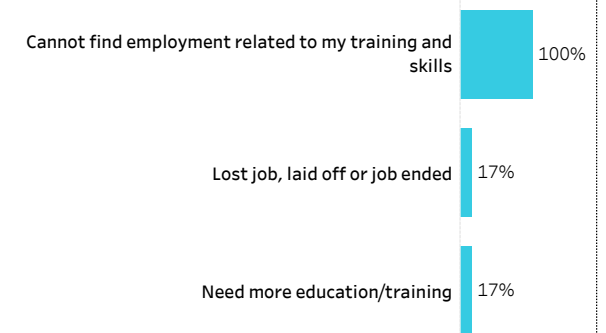
Are You Currently Employed/Self-employed?



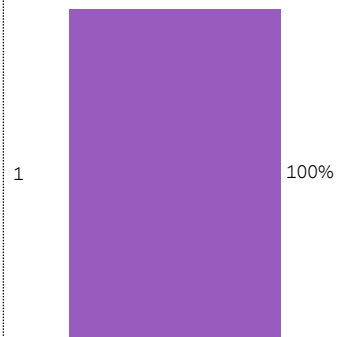
Looking for Employment (If not employed)



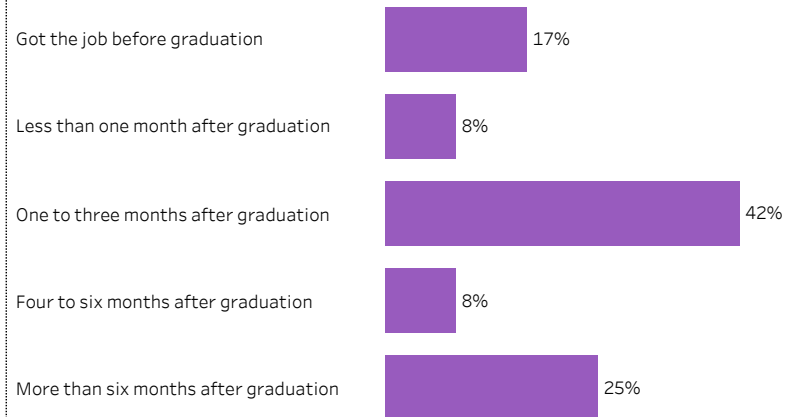
Reason for Unemployment (Multiple responses allowed)



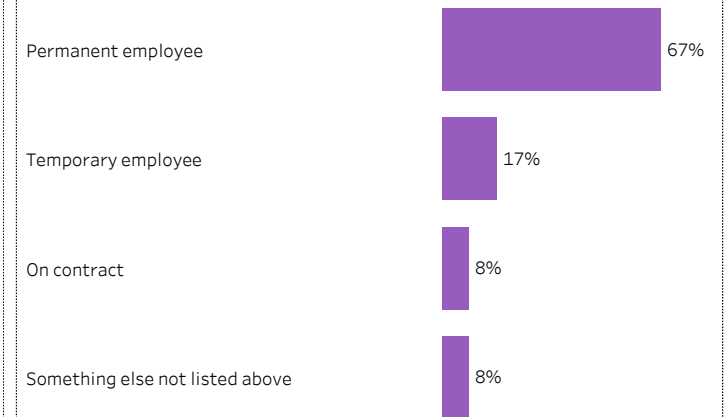
Number of Current Jobs



Time Taken to find a Job



Employment Status of Current Job





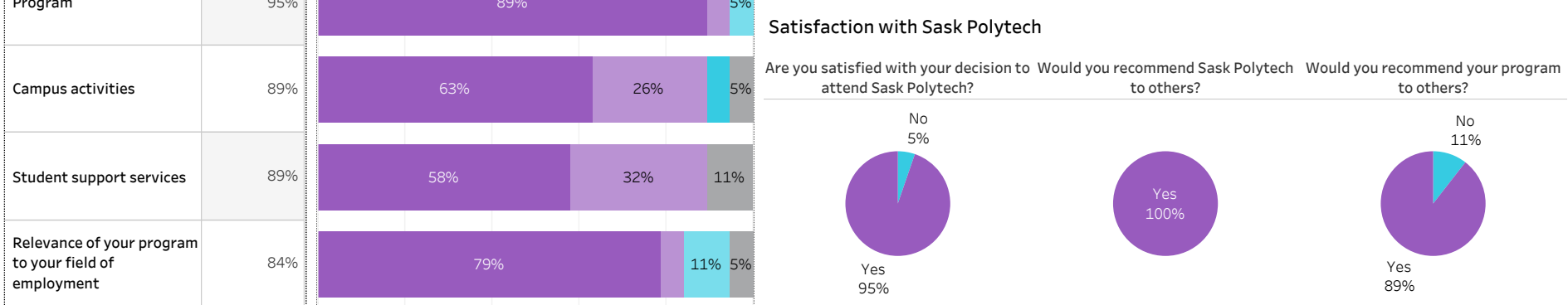
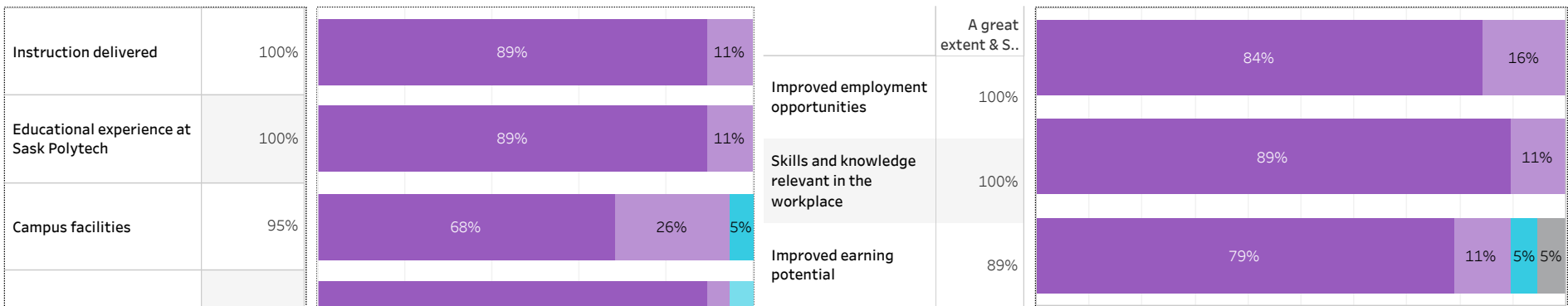
2019-20 Graduate Follow-up Survey Summary of Results (page 4/5) Satisfaction and Program Benefits



Click on button to RESET Filters

Number of Respondents 19	School: Human Services & Community Safety Program: Correctional Studies Credential: Diploma Admin Campus: Prince Albert Base/CE: Base Indigenous: All
------------------------------------	--

Level of Satisfaction	Very Satisfied & Somewhat Satisfied	<ul style="list-style-type: none"> Very satisfied Somewhat satisfied Very dissatisfied Somewhat dissatisfied Not sure 	Program Benefits	<ul style="list-style-type: none"> A Great Extent & Some Extent No extent at all Some extent A great extent Not sure
-----------------------	-------------------------------------	--	------------------	---



Institutional Research and Analysis

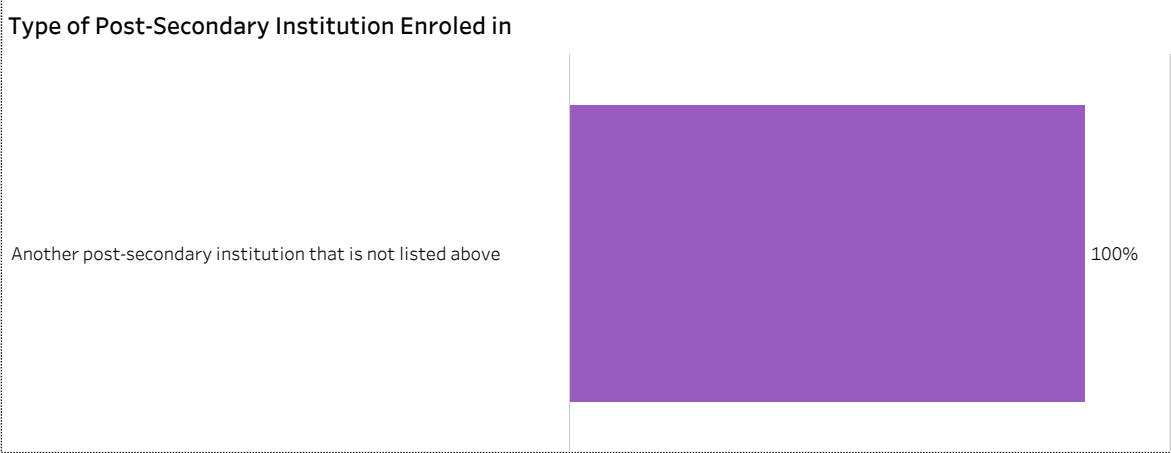
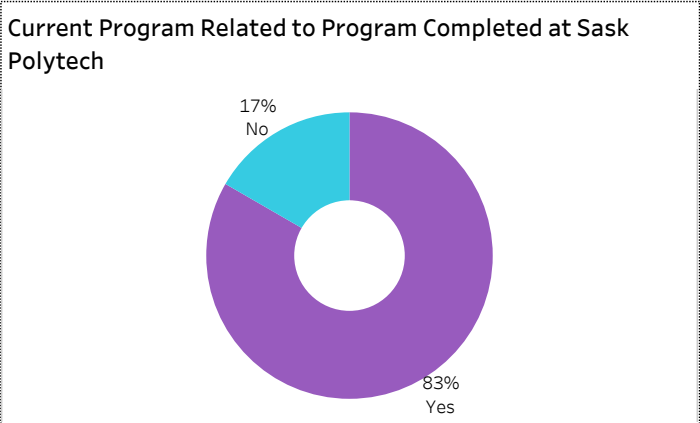
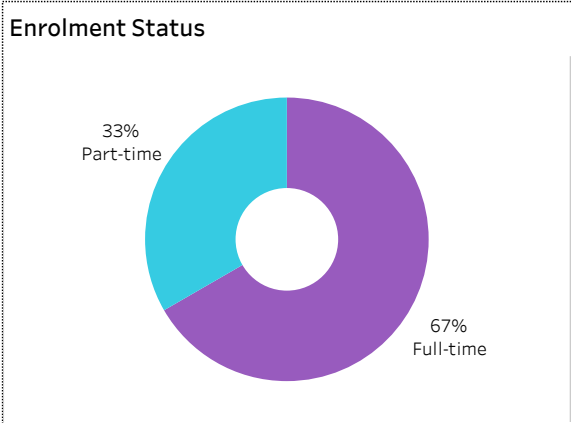
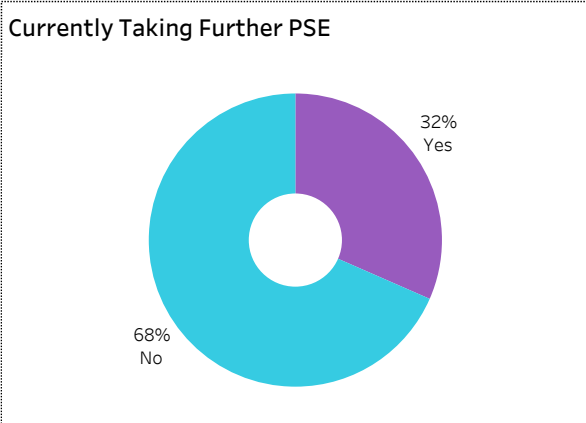


2019-20 Graduate Follow-up Survey Summary of Results (page 5/5) Further Post-Secondary Education



[Click on button to RESET Filters](#)

Number of Respondents **19** | School: **Human Services & Community Safety** | Program: **Correctional Studies** | Credential: **Diploma** | Admin Campus: **Prince Albert** | Base/CE: **Base** | Indigenous: **All**



Among the students who pursued further education, 25% indicated the program was not related to the one they completed at Sask Polytech. Common reasons cited by the graduates who were studying in an unrelated field were to be able to change career choice, to have more/better career choices, and difficulty of finding employment in their previous field of study.

Institutional Research and Analysis

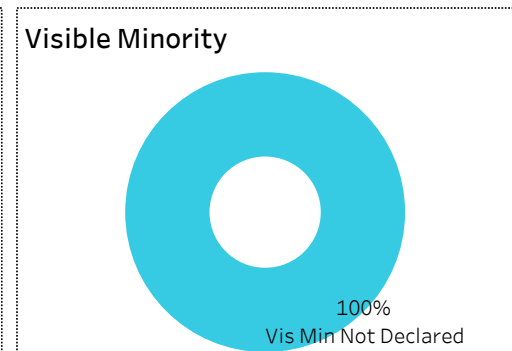
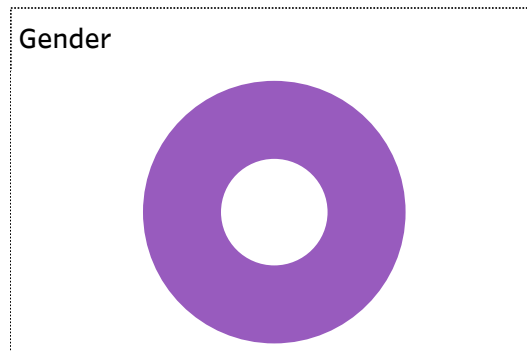
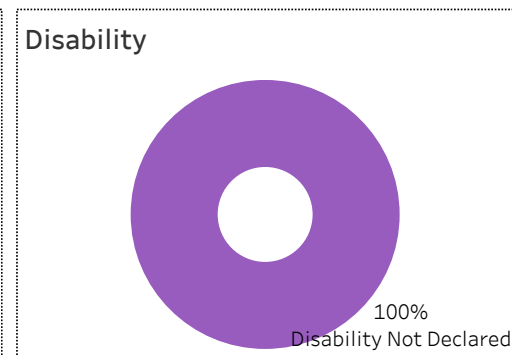

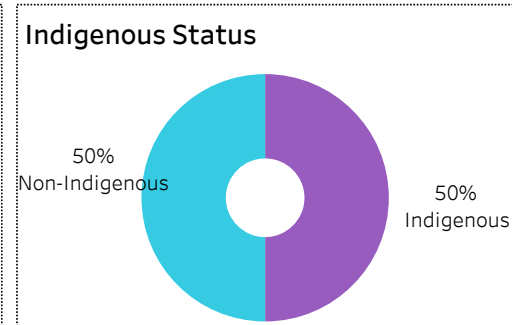
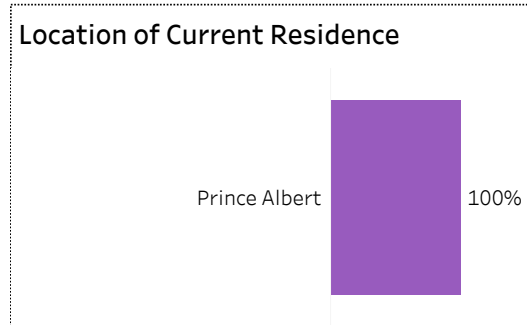


2019-20 Graduate Follow-up Survey Summary of Results (page 1/5) Respondent Profile



[Click on button to RESET Filters](#)

Number of Respondents: **4**
School: **Human Services & Community Safety** | Program: **Court Services Administrator** | Credential: **Applied Certificate** | Admin Campus: **Prince Albert** | Base/CE: **Con Ed - Sask Polytech Delivered** | Indigenous: **All**





2019-20 Graduate Follow-up Survey Summary of Results (page 2/5) Graduate Employment



[Click on button to RESET Filters](#)

Number of Respondents
4

School: **Human Services & Community Safety** | Program: **Court Services Administrator** | Credential: **Applied Certificate** | Admin Campus: **Prince Albert** | Base/CE: **Con Ed - Sask Polytech Delivered** | Indigenous: **All**

Overall Employment Rate

#Available Workforce	# of Grads Employed	Employment Rate	# of Fulltime Employed Grads	Full-time Employment Rate
4	3	75%	3	75%

Training Related (TR) Employment

#Available Workforce	# of TR Employed Grads	TR Employment Rate	# of Fulltime TR Employed Grads	Full-time TR Employment Rate
4	2	50%	2	50%

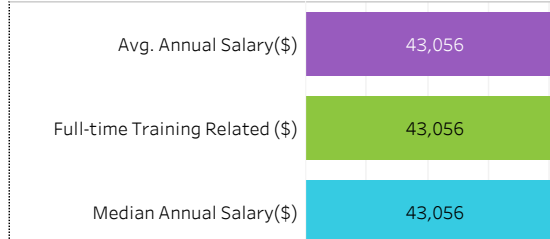
Average Salaries by Location of Employment



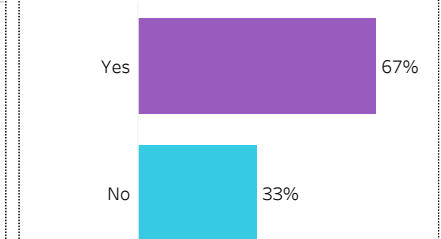
Location of Employment



Average/Median Salary



Relatedness of Job to Training



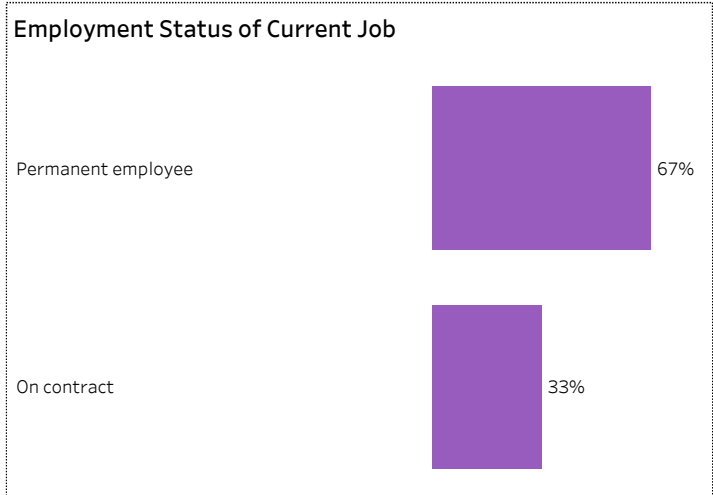
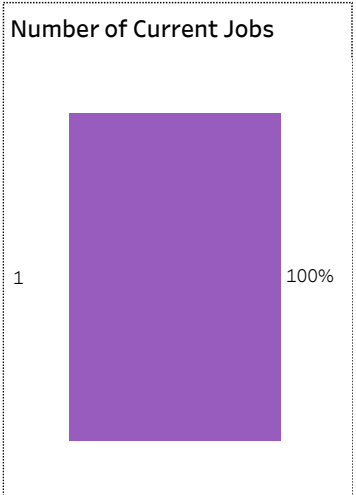
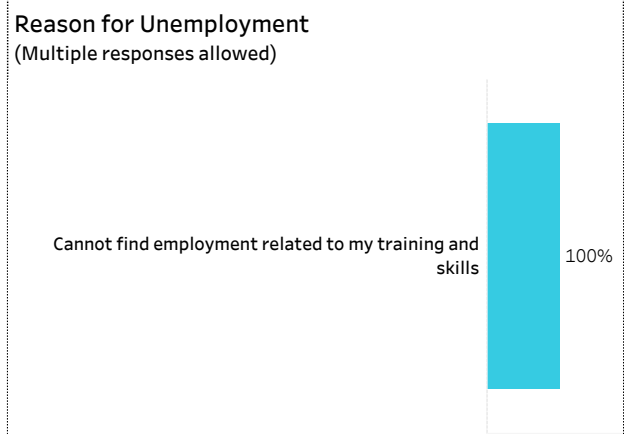
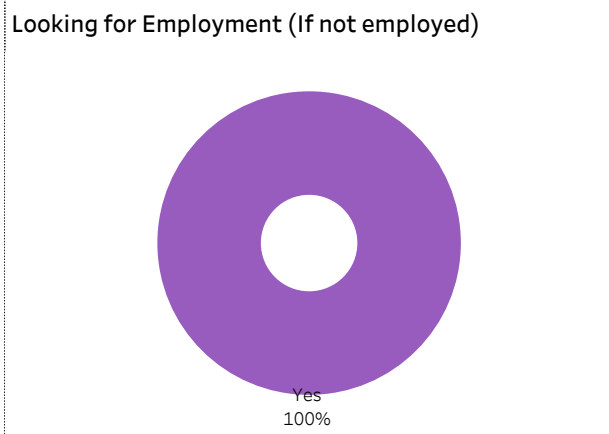
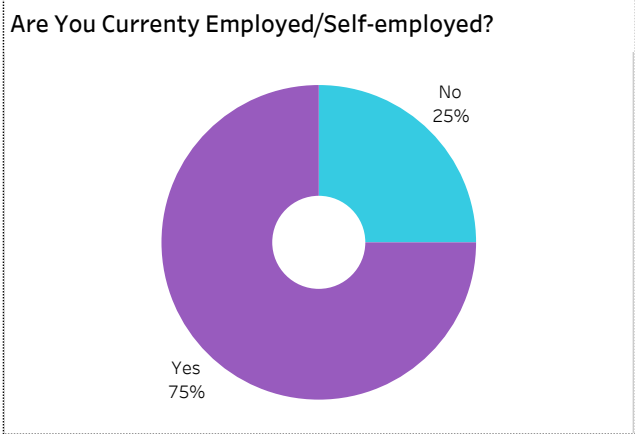


2019-20 Graduate Follow-up Survey Summary of Results (page 3/5) Graduate Employment (continued)



[Click on button to RESET Filters](#)

Number of Respondents: **4**
School: **Human Services & Community Safety** | Program: **Court Services Administrator** | Credential: **Applied Certificate** | Admin
Campus: **Prince Albert** | Base/CE: **Con Ed - Sask Polytech Delivered** | Indigenous: **All**





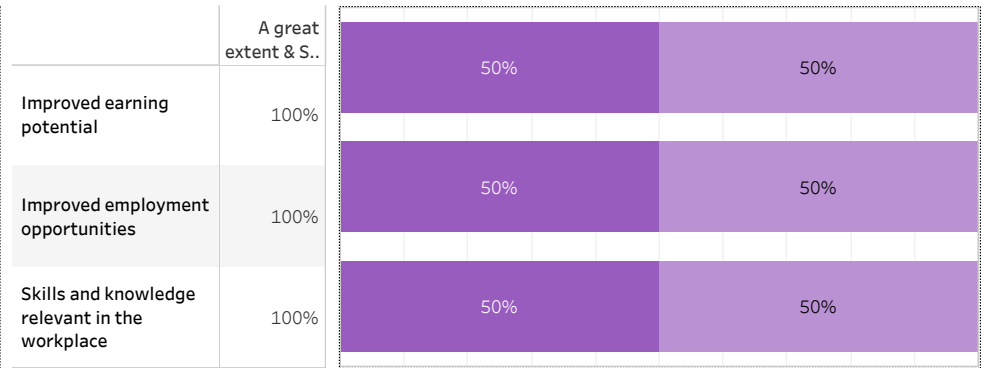
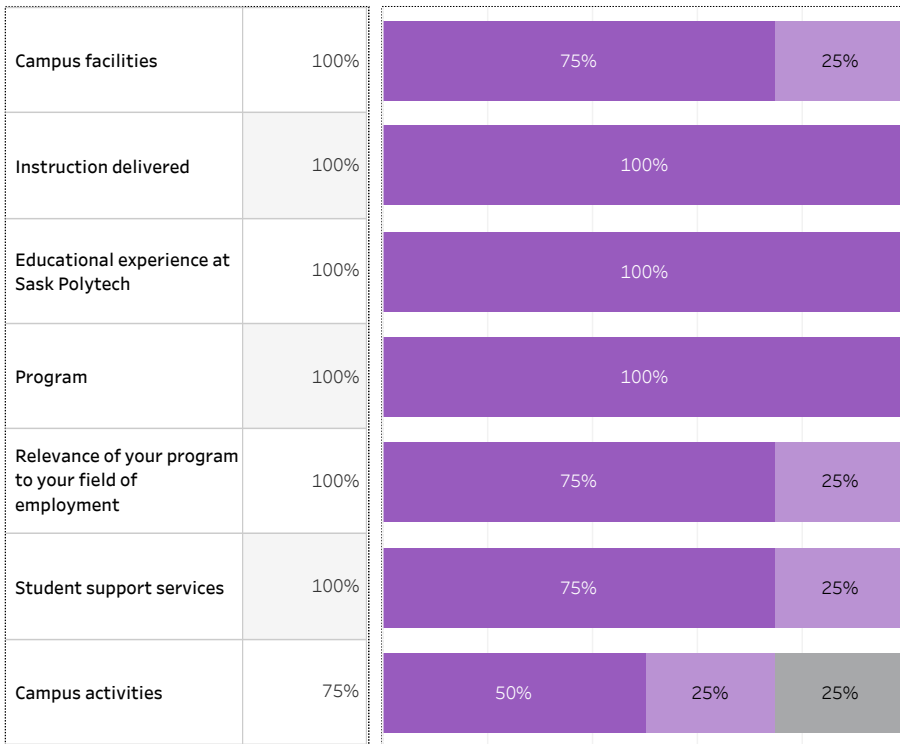
2019-20 Graduate Follow-up Survey Summary of Results (page 4/5) Satisfaction and Program Benefits



Click on button to RESET Filters

Number of Respondents 4	School: Human Services & Community Safety Program: Court Services Administrator Credential: Applied Certificate Admin Campus: Prince Albert Base/CE: Con Ed - Sask Polytech Delivered Indigenous: All
-----------------------------------	--

Level of Satisfaction	Very Satisfied & Somewhat Satisfied	<ul style="list-style-type: none"> Very satisfied Somewhat satisfied Not sure 	Program Benefits	A Great Extent & Some Extent	<ul style="list-style-type: none"> Some extent A great extent



Satisfaction with Sask Polytech



Institutional Research and Analysis




2019-20 Graduate Follow-up Survey Summary of Results (page 5/5) Further Post-Secondary Education



[Click on button to RESET Filters](#)

Number of Respondents 4	School: Human Services & Community Safety Program: Court Services Administrator Credential: Applied Certificate Admin Campus: Prince Albert Base/CE: Con Ed - Sask Polytech Delivered Indigenous: All
-----------------------------------	--

Currently Taking Further PSE 	Enrolment Status	Current Program Related to Program Completed at Sask Polytech
---	------------------	---

Type of Post-Secondary Institution Enroled in

Among the students who pursued further education, 25% indicated the program was not related to the one they completed at Sask Polytech. Common reasons cited by the graduates who were studying in an unrelated field were to be able to change career choice, to have more/better career choices, and difficulty of finding employment in their previous field of study.

Institutional Research and Analysis



2019-20 Graduate Follow-up Survey Summary of Results (page 1/5) Respondent Profile



[Click on button to RESET Filters](#)

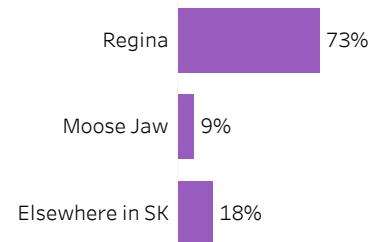
Number of Respondents
11

School: **Human Services & Community Safety** | Program: **Court Services Administrator** | Credential: **Applied Certificate** | Admin Campus: **Regina** | Base/CE: **Con Ed - Sask Polytech Delivered** | Indigenous: **All**

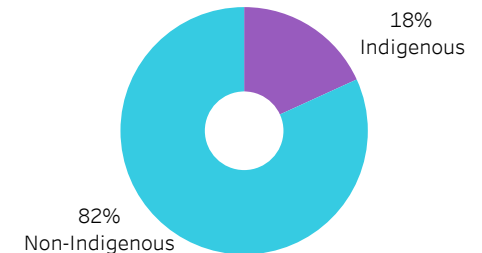
School

Human Services & Community Safety 100%

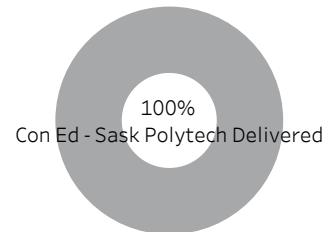
Location of Current Residence



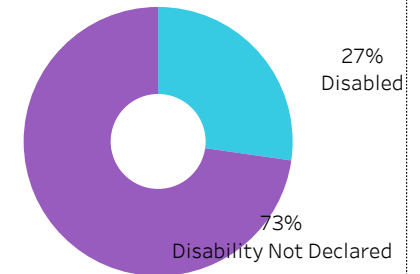
Indigenous Status



Base/CE




Disability



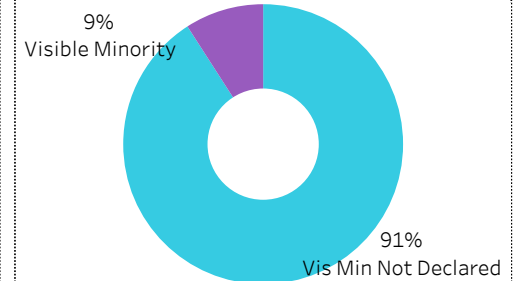
Credentials

Applied Certificate 100%

Gender



Visible Minority





2019-20 Graduate Follow-up Survey Summary of Results (page 2/5) Graduate Employment



[Click on button to RESET Filters](#)

Number of Respondents
11

School: **Human Services & Community Safety** | Program: **Court Services Administrator** | Credential: **Applied Certificate** | Admin Campus: **Regina** | Base/CE: **Con Ed - Sask Polytech Delivered** | Indigenous: **All**

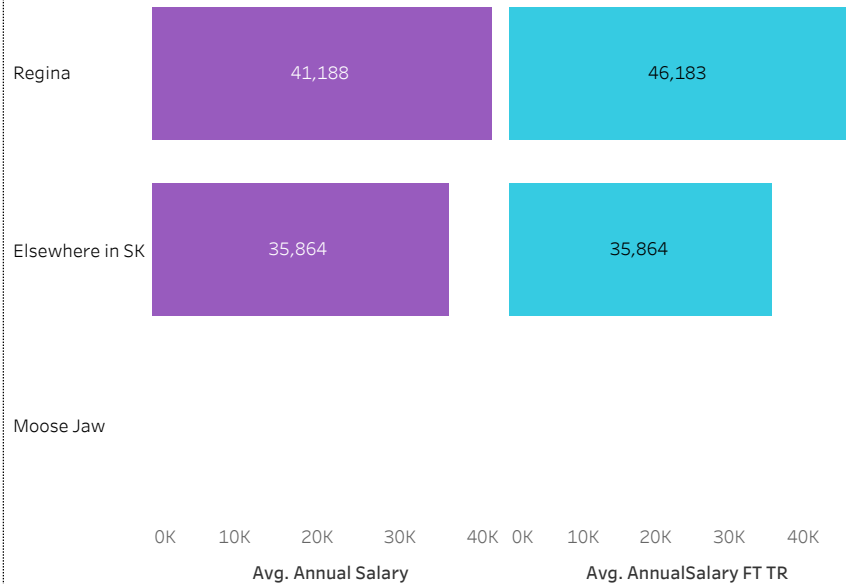
Overall Employment Rate

#Available Workforce	# of Grads Employed	Employment Rate	# of Fulltime Employed Grads	Full-time Employment Rate
9	6	67%	6	67%

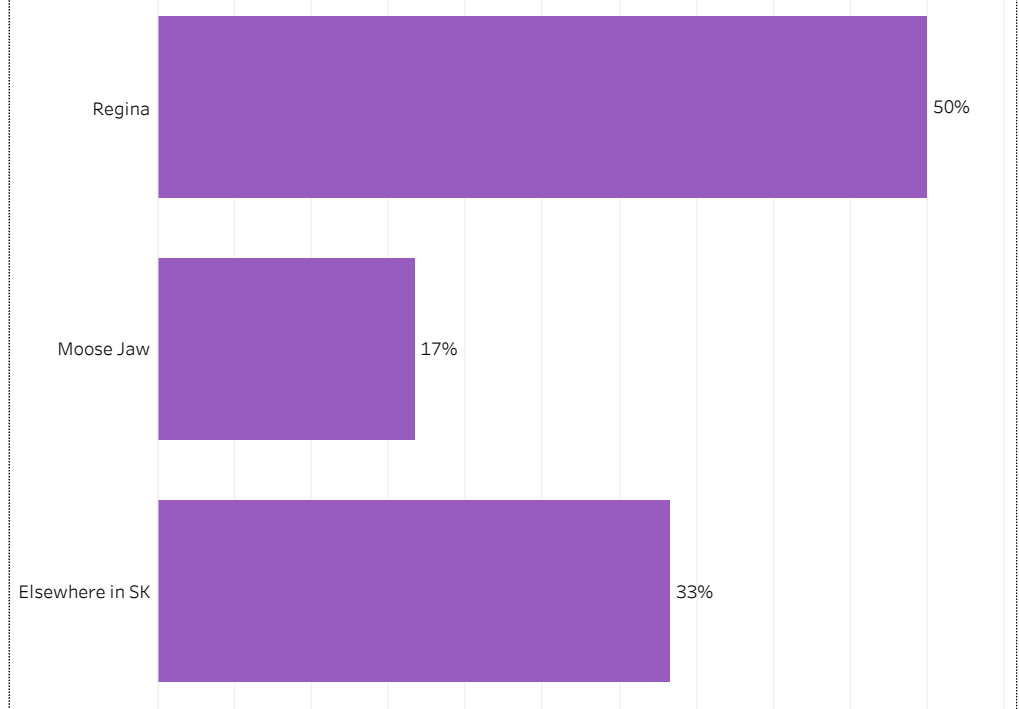
Training Related (TR) Employment

#Available Workforce	# of TR Employed Grads	TR Employment Rate	# of Fulltime TR Employed Grads	Full-time TR Employment Rate
9	4	44%	4	44%

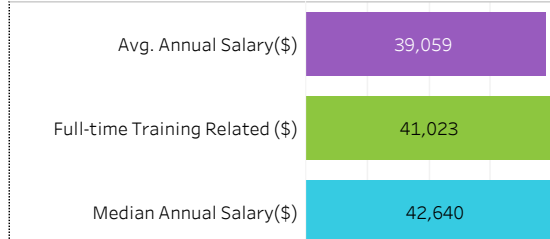
Average Salaries by Location of Employment



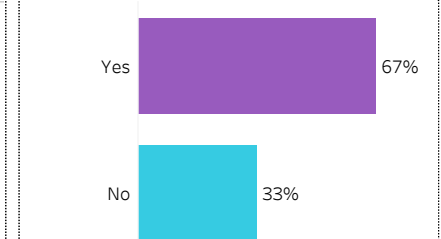
Location of Employment



Average/Median Salary



Relatedness of Job to Training

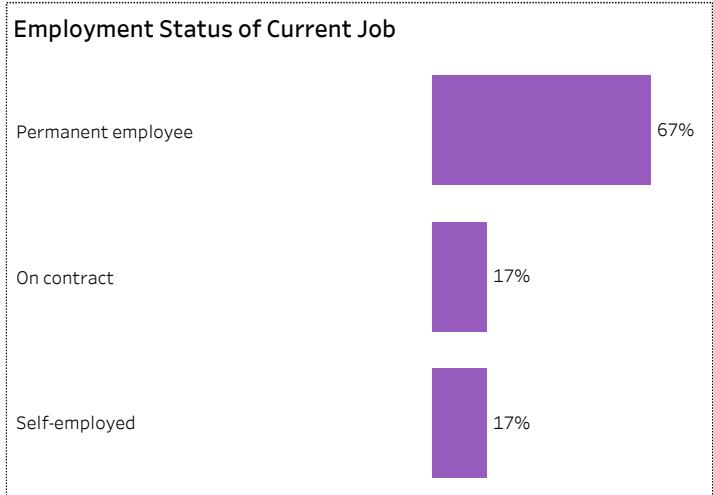
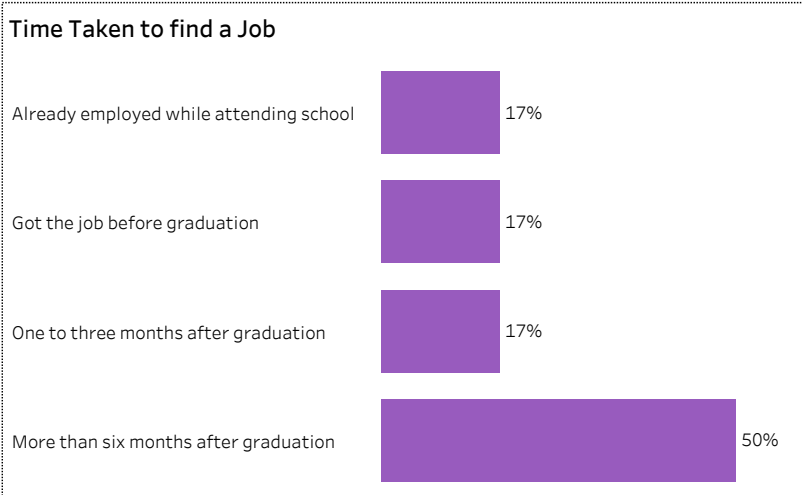
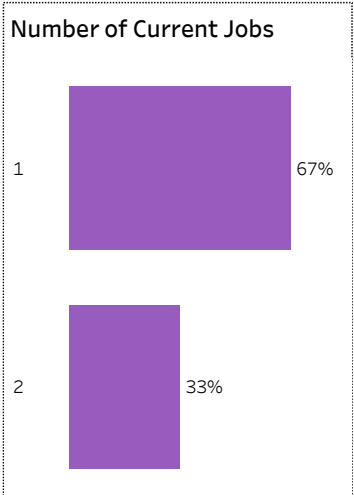
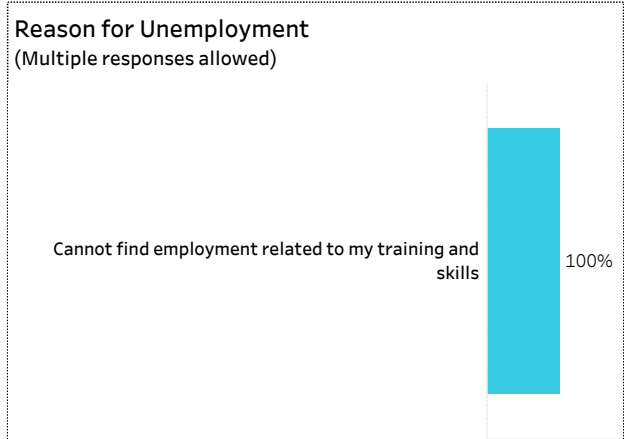
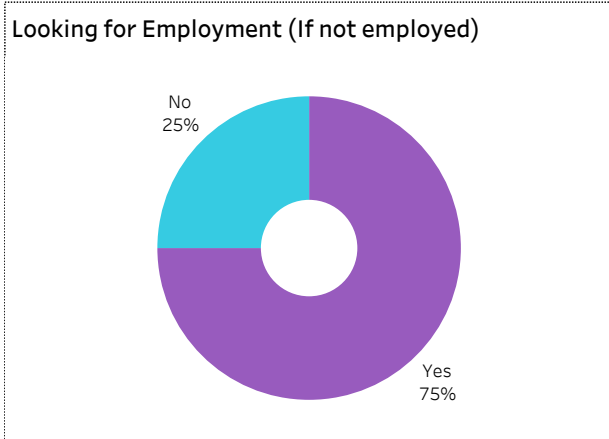
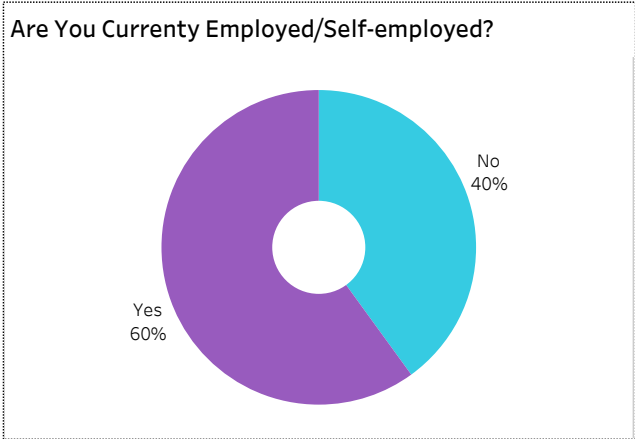




2019-20 Graduate Follow-up Survey Summary of Results (page 3/5) Graduate Employment (continued)



Number of Respondents: **11**
School: **Human Services & Community Safety** | Program: **Court Services Administrator** | Credential: **Applied Certificate** | Admin
Campus: **Regina** | Base/CE: **Con Ed - Sask Polytech Delivered** | Indigenous: **All**





2019-20 Graduate Follow-up Survey Summary of Results (page 4/5) Satisfaction and Program Benefits



Click on button to RESET Filters

Number of Respondents 11	School: Human Services & Community Safety Program: Court Services Administrator Credential: Applied Certificate Admin Campus: Regina Base/CE: Con Ed - Sask Polytech Delivered Indigenous: All
------------------------------------	---

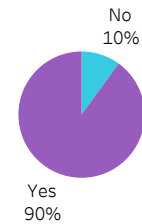
Level of Satisfaction	Very Satisfied & Somewhat Satisfied	<ul style="list-style-type: none"> Very satisfied Somewhat satisfied Very dissatisfied Somewhat dissatisfied Not sure 	Program Benefits	A Great Extent & Some Extent	<ul style="list-style-type: none"> No extent at all Some extent A great extent
------------------------------	-------------------------------------	--	-------------------------	------------------------------	---

Campus facilities	100%	73%	27%		
Campus activities	91%	55%	36%	9%	
Instruction delivered	82%	55%	27%	18%	
Educational experience at Sask Polytech	82%	36%	45%	9%	9%
Student support services	82%	55%	27%	18%	
Program	64%	55%	9%	18%	18%
Relevance of your program to your field of employment	55%	36%	18%	27%	18%

	A Great extent & S..	20%	80%	
Improved employment opportunities	100%	20%	80%	
Improved earning potential	70%	20%	50%	30%
Skills and knowledge relevant in the workplace	70%	30%	40%	30%

Satisfaction with Sask Polytech

Are you satisfied with your decision to attend Sask Polytech? Would you recommend Sask Polytech to others? Would you recommend your program to others?



Institutional Research and Analysis




2019-20 Graduate Follow-up Survey Summary of Results (page 5/5) Further Post-Secondary Education



[Click on button to RESET Filters](#)

Number of Respondents 11	School: Human Services & Community Safety Program: Court Services Administrator Credential: Applied Certificate Admin Campus: Regina Base/CE: Con Ed - Sask Polytech Delivered Indigenous: All
------------------------------------	---

Currently Taking Further PSE  <p>100% No</p>	Enrolment Status	Current Program Related to Program Completed at Sask Polytech
---	-------------------------	--

Type of Post-Secondary Institution Enroled in
--

Among the students who pursued further education, 25% indicated the program was not related to the one they completed at Sask Polytech. Common reasons cited by the graduates who were studying in an unrelated field were to be able to change career choice, to have more/better career choices, and difficulty of finding employment in their previous field of study.

Institutional Research and Analysis



2019-20 Graduate Follow-up Survey Summary of Results (page 1/5) Respondent Profile



[Click on button to RESET Filters](#)

Number of Respondents
10

School: **Human Services & Community Safety** | Program: **Court Services Administrator** | Credential: **Applied Certificate** | Admin Campus: **Saskatoon** | Base/CE: **Con Ed - Sask Polytech Delivered** | Indigenous: **All**

School

Human Services & Community Safety

100%

Location of Current Residence

Saskatoon

90%

Elsewhere in SK

10%

Indigenous Status

10%
Indigenous

90%
Non-Indigenous

Credentials

Applied Certificate

100%

Base/CE

100%

Con Ed - Sask Polytech Delivered

Disability

10%
Disabled

90%
Disability Not Declared

Gender

10%
Male

90%
Female

Visible Minority

10%
Visible Minority

90%
Vis Min Not Declared



2019-20 Graduate Follow-up Survey Summary of Results (page 2/5) Graduate Employment



[Click on button to RESET Filters](#)

Number of Respondents
10

School: **Human Services & Community Safety** | Program: **Court Services Administrator** | Credential: **Applied Certificate** | Admin Campus: **Saskatoon** | Base/CE: **Con Ed - Sask Polytech Delivered** | Indigenous: **All**

Overall Employment Rate

#Available Workforce	# of Grads Employed	Employment Rate	# of Fulltime Employed Grads	Full-time Employment Rate
9	7	78%	6	67%

Training Related (TR) Employment

#Available Workforce	# of TR Employed Grads	TR Employment Rate	# of Fulltime TR Employed Grads	Full-time TR Employment Rate
9	3	33%	3	33%

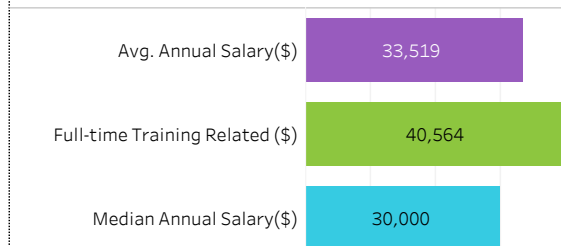
Location of Employment



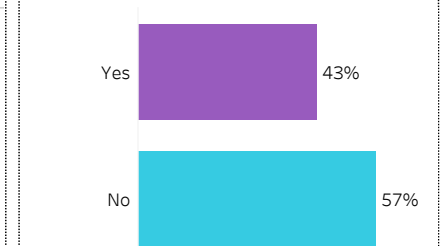
Average Salaries by Location of Employment



Average/Median Salary



Relatedness of Job to Training





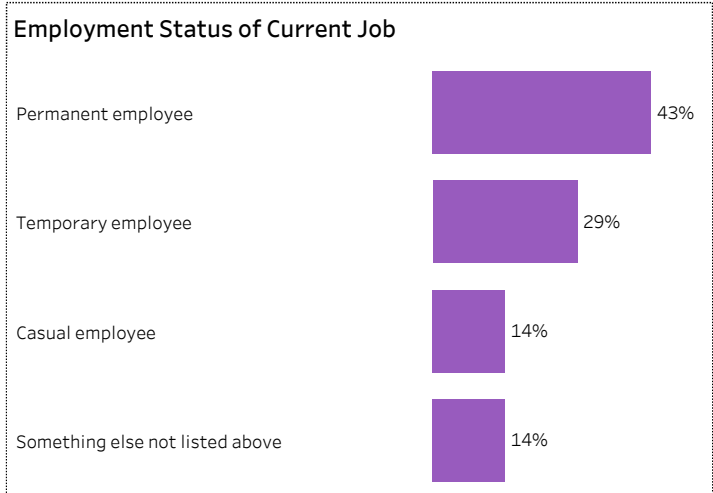
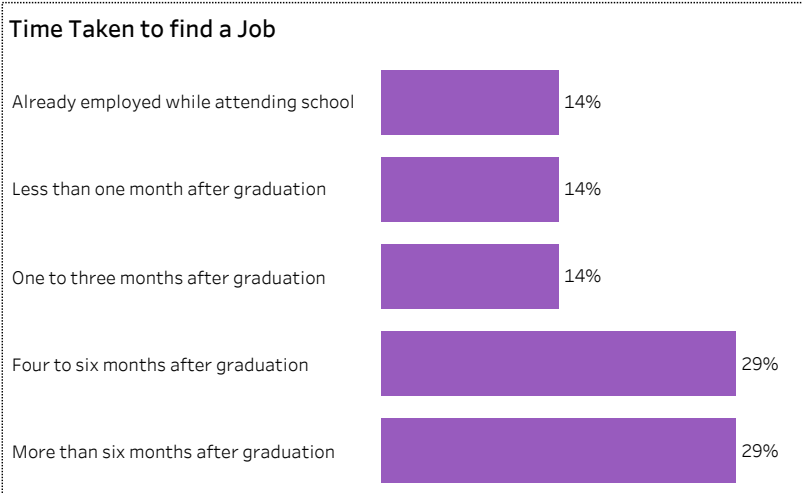
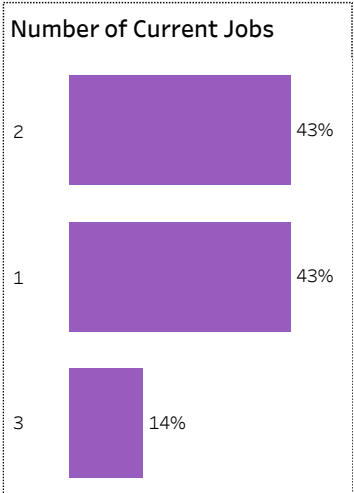
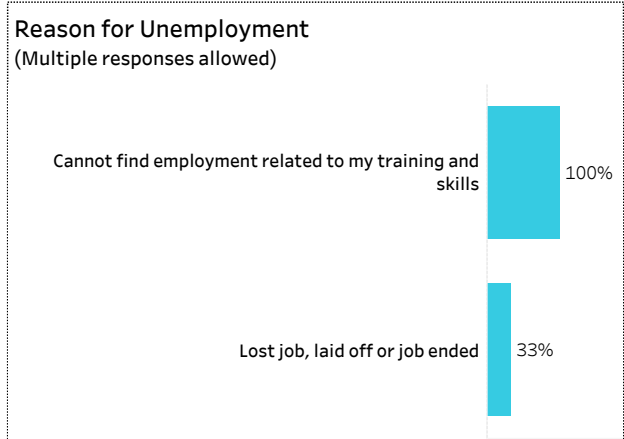
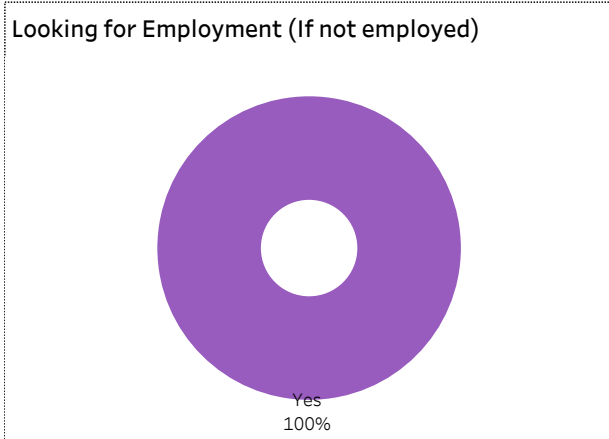
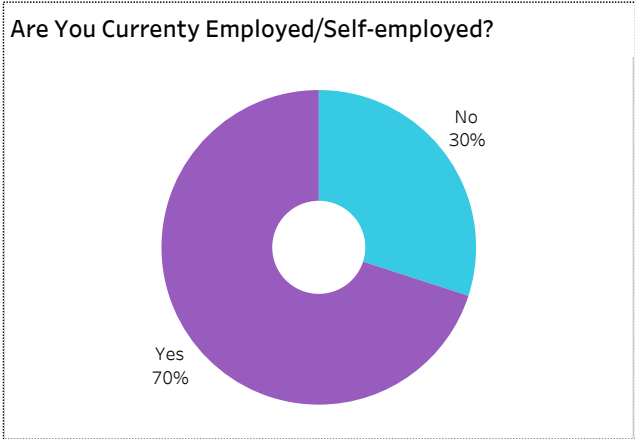
2019-20 Graduate Follow-up Survey Summary of Results (page 3/5) Graduate Employment (continued)



[Click on button to RESET Filters](#)

Number of Respondents: **10**

School: **Human Services & Community Safety** | Program: **Court Services Administrator** | Credential: **Applied Certificate** | Admin
 Campus: **Saskatoon** | Base/CE: **Con Ed - Sask Polytech Delivered** | Indigenous: **All**





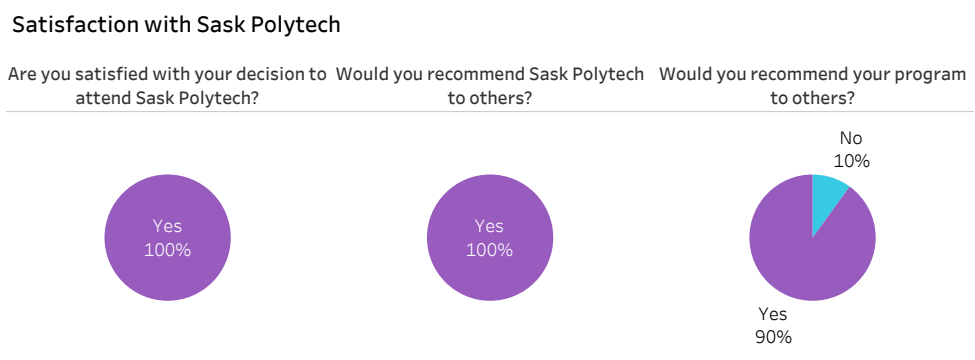
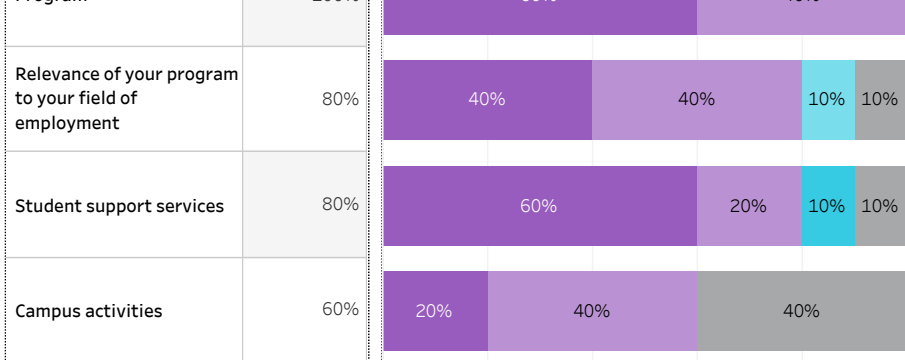
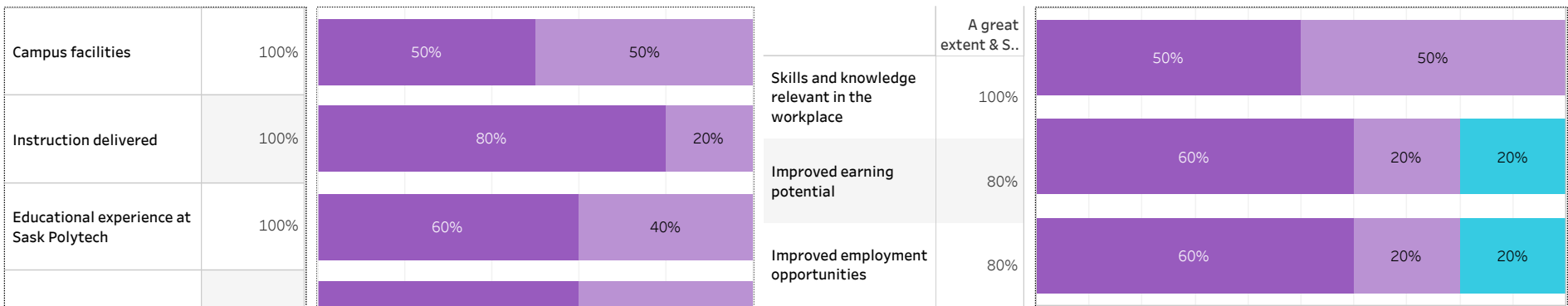
2019-20 Graduate Follow-up Survey Summary of Results (page 4/5) Satisfaction and Program Benefits



Click on button to RESET Filters

Number of Respondents 10	School: Human Services & Community Safety Program: Court Services Administrator Credential: Applied Certificate Admin Campus: Saskatoon Base/CE: Con Ed - Sask Polytech Delivered Indigenous: All
------------------------------------	--

Level of Satisfaction	Very Satisfied & Somewhat Satisfied	<ul style="list-style-type: none"> Very satisfied Somewhat satisfied Very dissatisfied Somewhat dissatisfied Not sure 	Program Benefits	A Great Extent & Some Extent	<ul style="list-style-type: none"> No extent at all Some extent A great extent
------------------------------	-------------------------------------	--	-------------------------	------------------------------	---



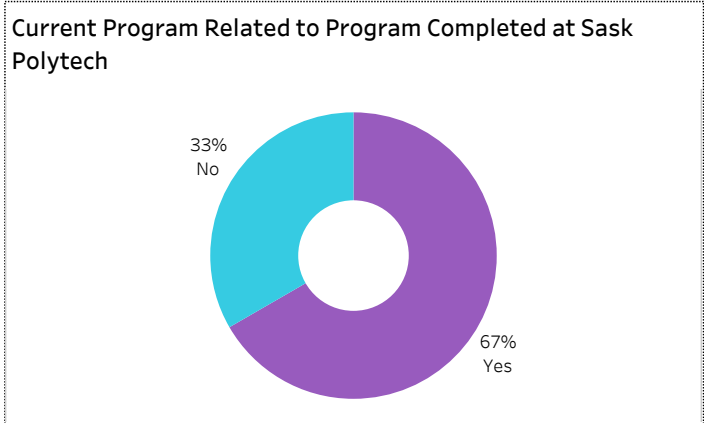
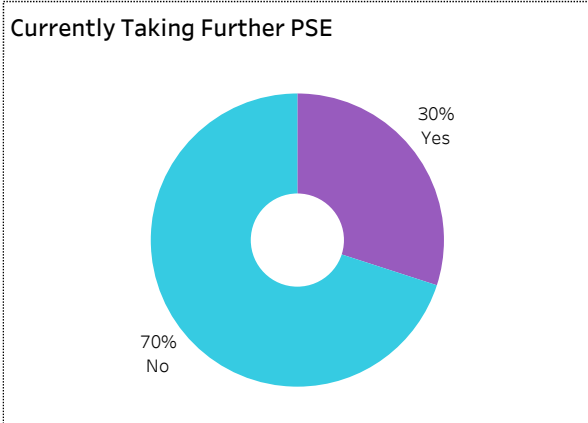


2019-20 Graduate Follow-up Survey Summary of Results (page 5/5) Further Post-Secondary Education



[Click on button to RESET Filters](#)

Number of Respondents: **10**
School: **Human Services & Community Safety** | Program: **Court Services Administrator** | Credential: **Applied Certificate** | Admin
Campus: **Saskatoon** | Base/CE: **Con Ed - Sask Polytech Delivered** | Indigenous: **All**



Among the students who pursued further education, 25% indicated the program was not related to the one they completed at Sask Polytech. Common reasons cited by the graduates who were studying in an unrelated field were to be able to change career choice, to have more/better career choices, and difficulty of finding employment in their previous field of study.

Institutional Research and Analysis



2019-20 Graduate Follow-up Survey

Summary of Results (page 1/5)

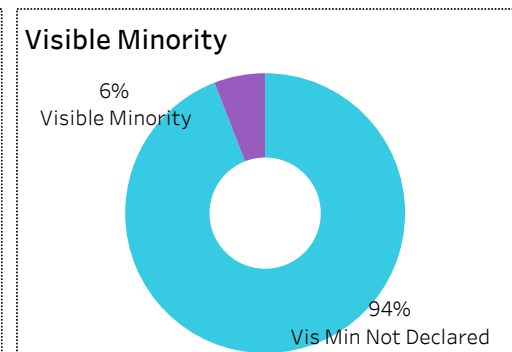
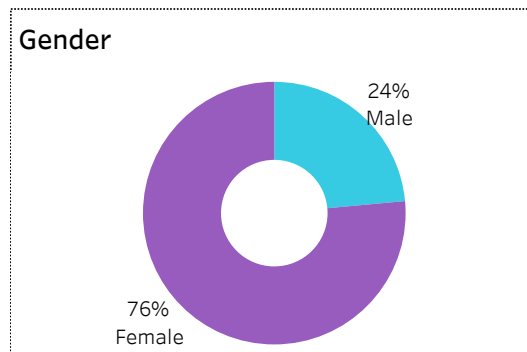
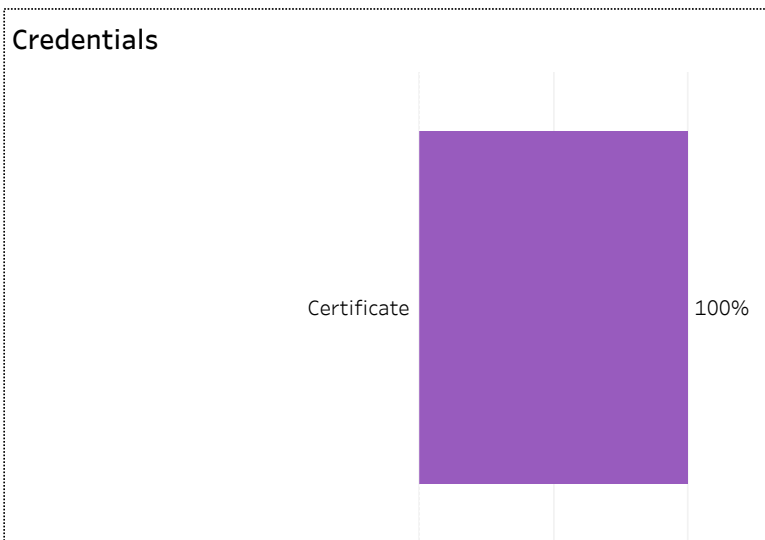
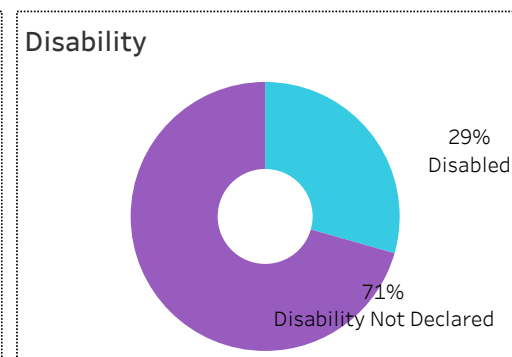
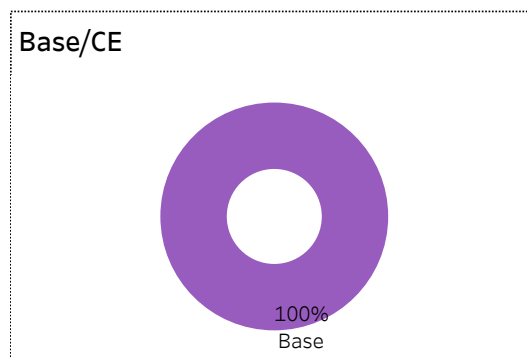
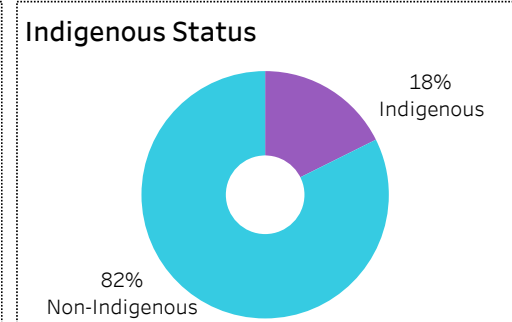
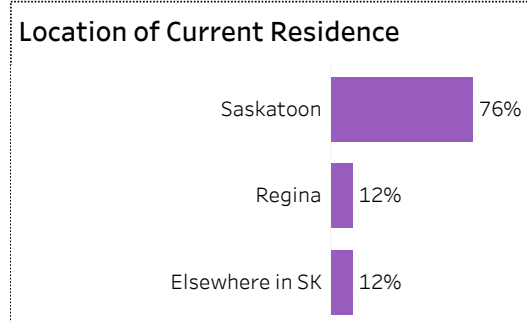
Respondent Profile



[Click on button to RESET Filters](#)

Number of Respondents: **17**

School: **Human Services & Community Safety** | Program: **Disability Support Worker** | Credential: **Certificate** |
 Admin Campus: **Saskatoon** | Base/CE: **Base** | Indigenous: **All**





2019-20 Graduate Follow-up Survey Summary of Results (page 2/5) Graduate Employment



[Click on button to RESET Filters](#)

Number of Respondents
17

School: **Human Services & Community Safety** | Program: **Disability Support Worker** | Credential: **Certificate** | Admin Campus: **Saskatoon** |
Base/CE: **Base** | Indigenous: **All**

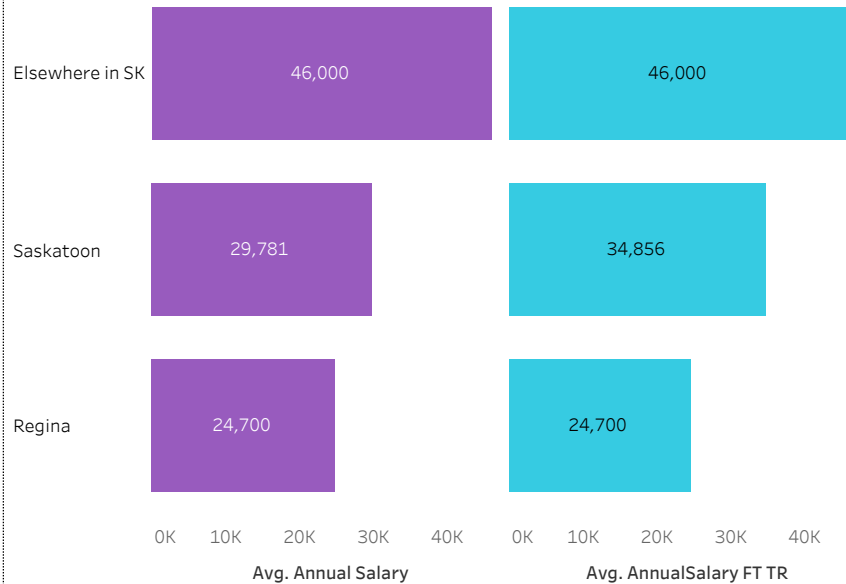
Overall Employment Rate

#Available Workforce	# of Grads Employed	Employment Rate	# of Fulltime Employed Grads	Full-time Employment Rate
16	16	100%	14	88%

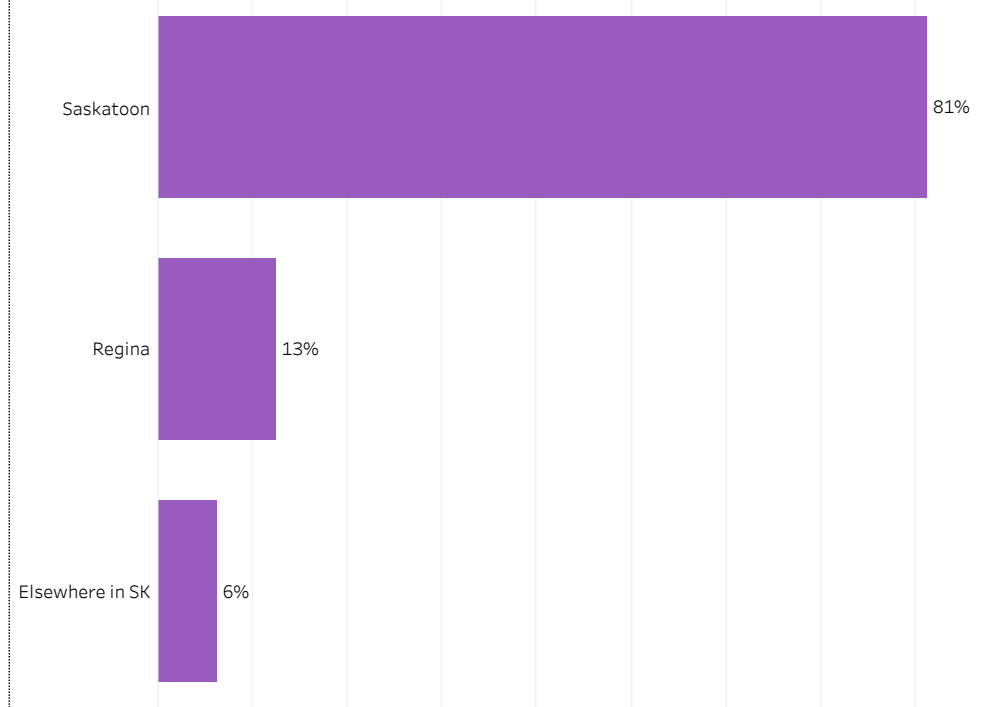
Training Related (TR) Employment

#Available Workforce	# of TR Employed Grads	TR Employment Rate	# of Fulltime TR Employed Grads	Full-time TR Employment Rate
16	14	88%	13	81%


Average Salaries by Location of Employment



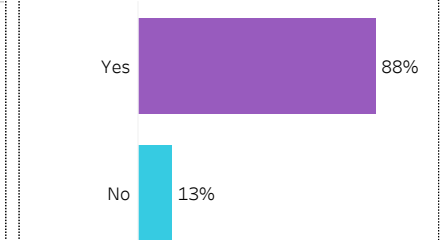
Location of Employment



Average/Median Salary



Relatedness of Job to Training



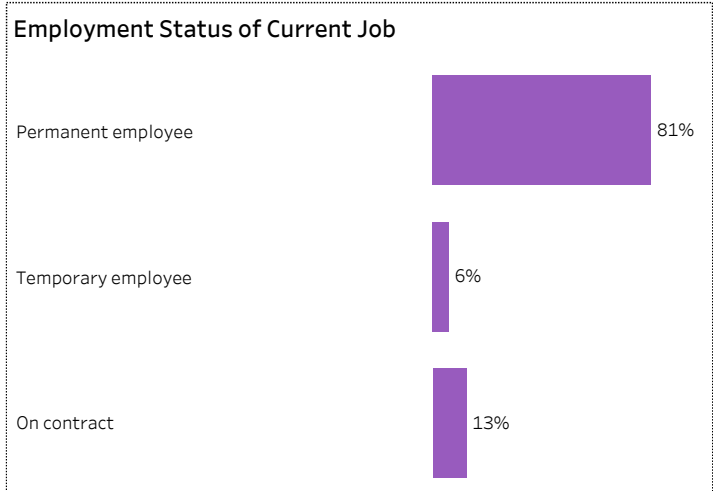
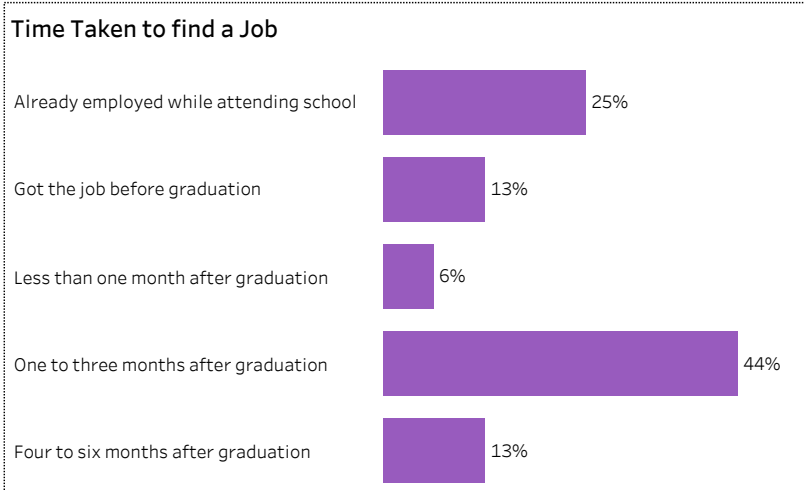
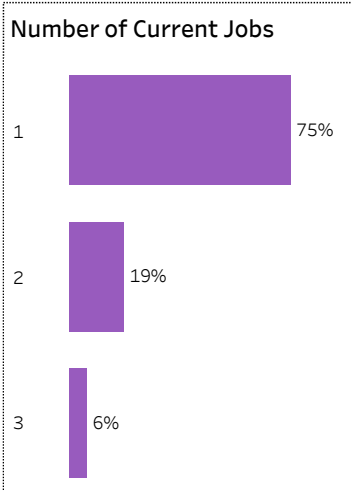
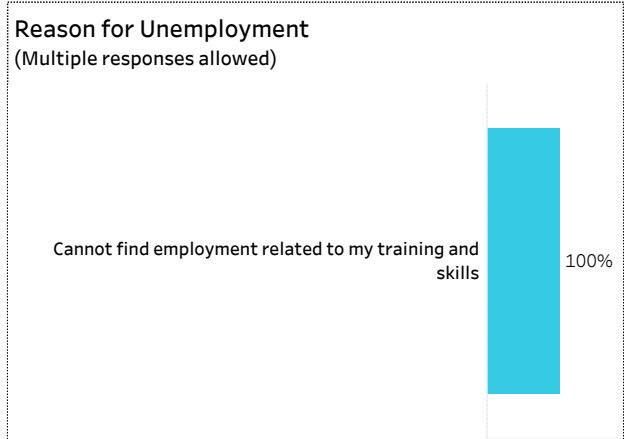
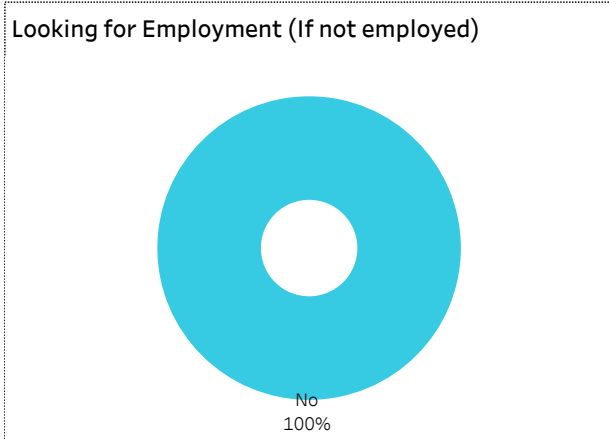
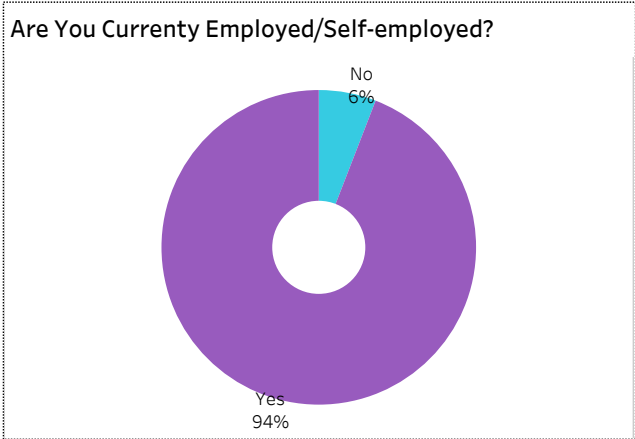


2019-20 Graduate Follow-up Survey Summary of Results (page 3/5) Graduate Employment (continued)



[Click on button to RESET Filters](#)

Number of Respondents **17** | School: **Human Services & Community Safety** | Program: **Disability Support Worker** | Credential: **Certificate** | Admin Campus: **Saskatoon** | Base/CE: **Base** | Indigenous: **All**





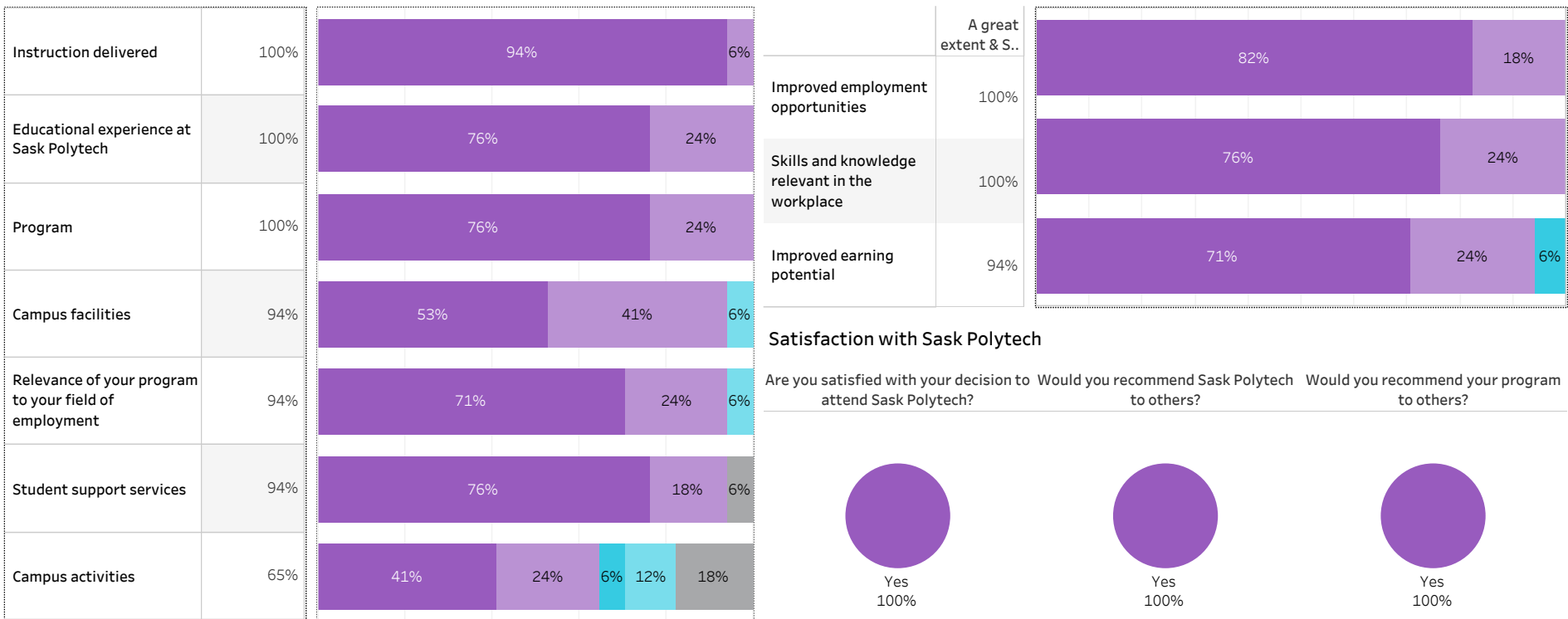
2019-20 Graduate Follow-up Survey Summary of Results (page 4/5) Satisfaction and Program Benefits



[Click on button to RESET Filters](#)

Number of Respondents 17	School: Human Services & Community Safety Program: Disability Support Worker Credential: Certificate Admin Campus: Saskatoon Base/CE: Base Indigenous: All
---	---

Level of Satisfaction	Very Satisfied & Somewhat Satisfied	Very satisfied Somewhat satisfied Very dissatisfied Somewhat dissatisfied	Not sure	Program Benefits	A Great Extent & Some Extent No extent at all Some extent A great extent
-----------------------	-------------------------------------	--	----------	------------------	---



Institutional Research and Analysis



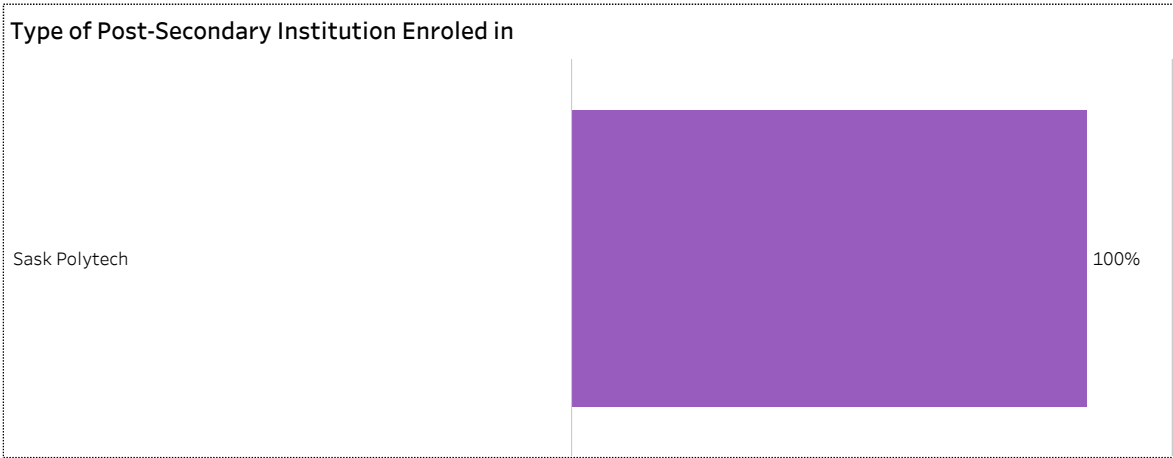
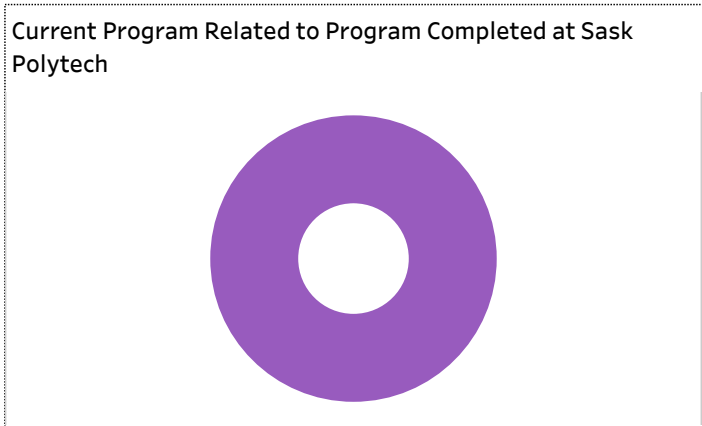
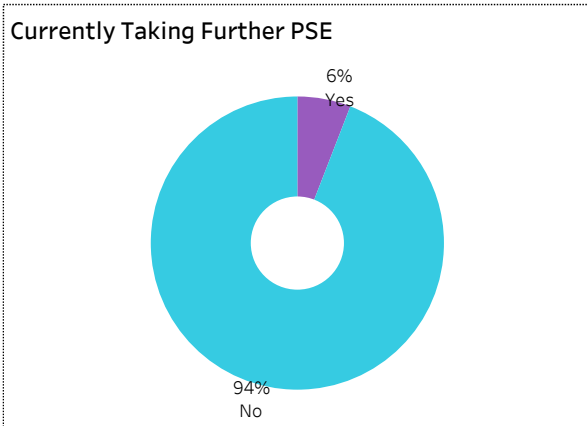
2019-20 Graduate Follow-up Survey Summary of Results (page 5/5) Further Post-Secondary Education



[Click on button to RESET Filters](#)

Number of Respondents
17

School: **Human Services & Community Safety** | Program: **Disability Support Worker** | Credential: **Certificate** | Admin Campus: **Saskatoon** | Base/CE: **Base** | Indigenous: **All**



Among the students who pursued further education, 25% indicated the program was not related to the one they completed at Sask Polytech. Common reasons cited by the graduates who were studying in an unrelated field were to be able to change career choice, to have more/better career choices, and difficulty of finding employment in their previous field of study.

Institutional Research and Analysis

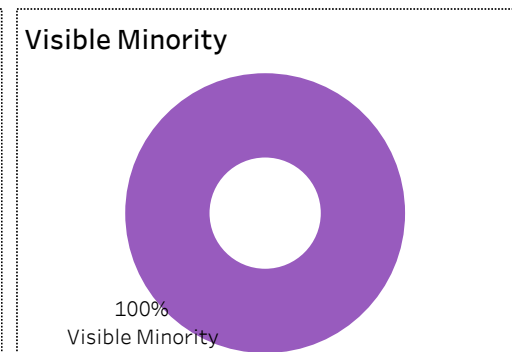
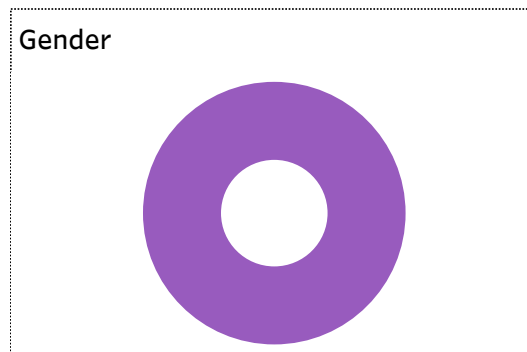
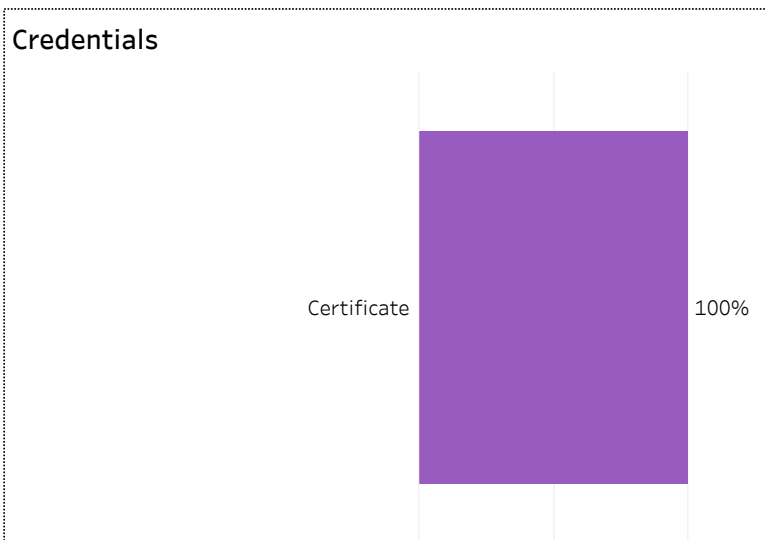
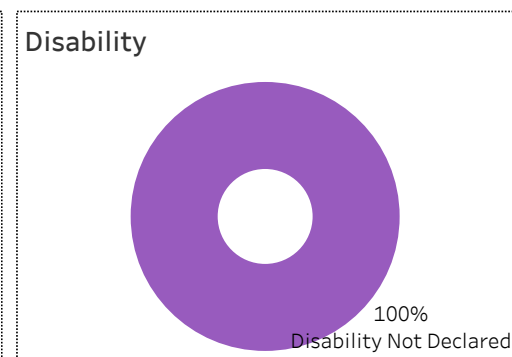

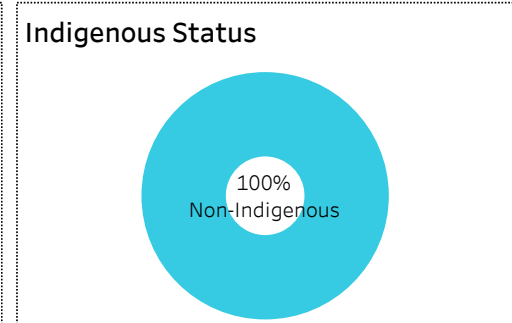
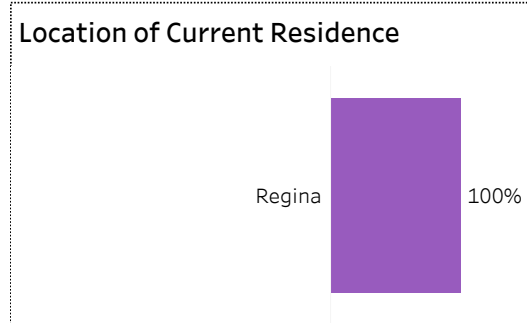


2019-20 Graduate Follow-up Survey Summary of Results (page 1/5) Respondent Profile



[Click on button to RESET Filters](#)

Number of Respondents: **1**
School: **Human Services & Community Safety** | Program: **Disability Support Worker** | Credential: **Certificate** |
Admin Campus: **Saskatoon** | Base/CE: **Con Ed - Sask Polytech Delivered** | Indigenous: **Non-Indigenous**





2019-20 Graduate Follow-up Survey Summary of Results (page 2/5) Graduate Employment



[Click on button to RESET Filters](#)

Number of Respondents
1

School: **Human Services & Community Safety** | Program: **Disability Support Worker** | Credential: **Certificate** | Admin Campus: **Saskatoon** |
Base/CE: **Con Ed - Sask Polytech Delivered** | Indigenous: **Non-Indigenous**

Overall Employment Rate

#Available Workforce	# of Grads Employed	Employment Rate	# of Fulltime Employed Grads	Full-time Employment Rate
1	1	100%	1	100%

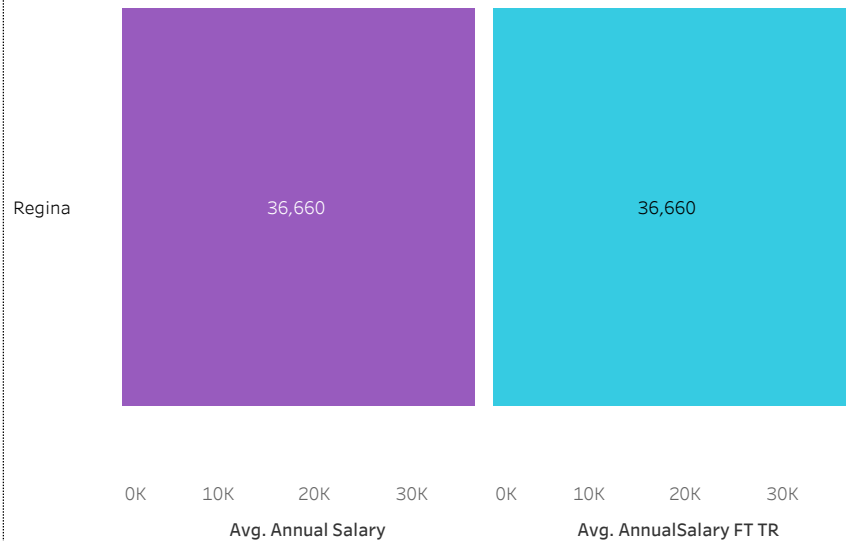
Training Related (TR) Employment

#Available Workforce	# of TR Employed Grads	TR Employment Rate	# of Fulltime TR Employed Grads	Full-time TR Employment Rate
1	1	100%	1	100%

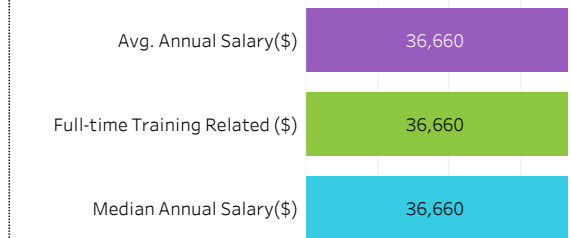
Location of Employment



Average Salaries by Location of Employment



Average/Median Salary



Relatedness of Job to Training





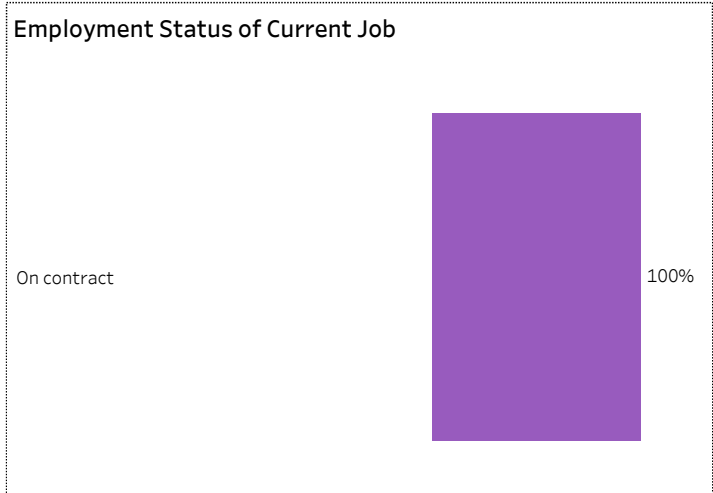
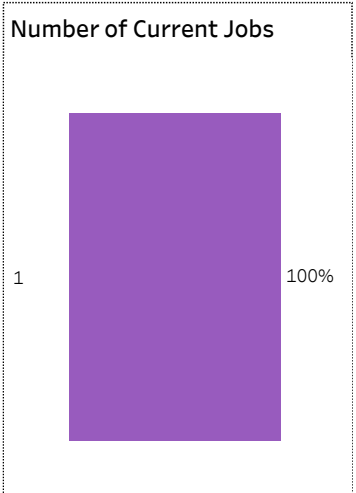

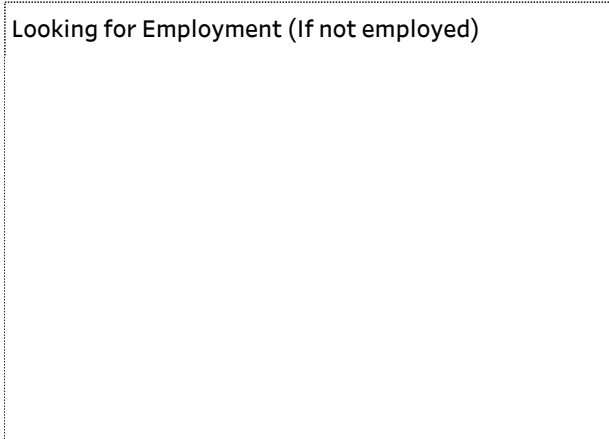
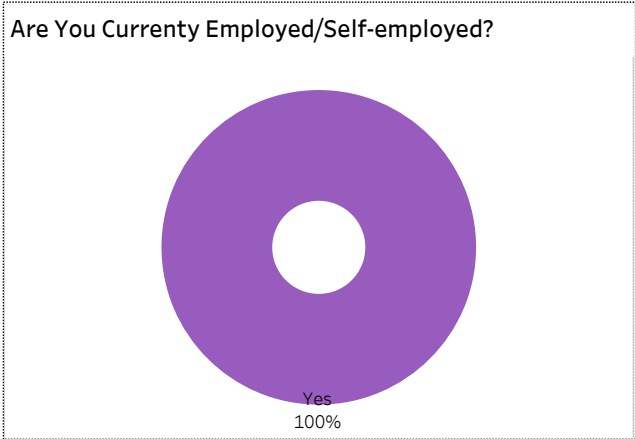
2019-20 Graduate Follow-up Survey
Summary of Results (page 3/5)
Graduate Employment (continued)



[Click on button to RESET Filters](#)

Number of Respondents
1

School: **Human Services & Community Safety** | Program: **Disability Support Worker** | Credential: **Certificate** | Admin Campus: **Saskatoon** | Base/CE: **Con Ed - Sask Polytech Delivered** | Indigenous: **Non-Indigenous**





2019-20 Graduate Follow-up Survey Summary of Results (page 4/5) Satisfaction and Program Benefits

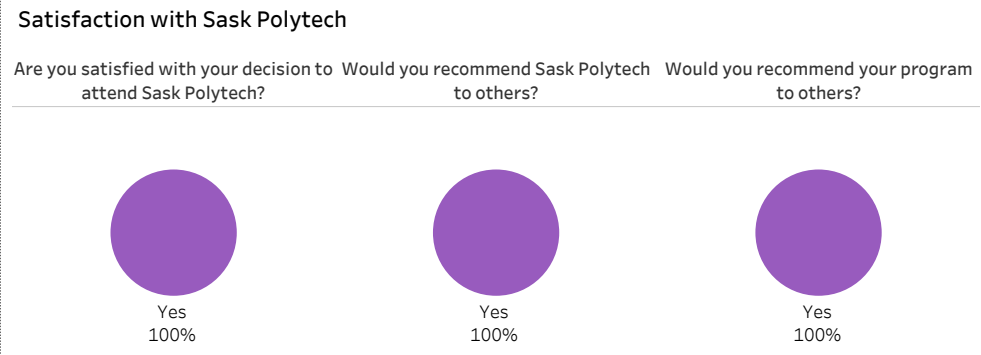


[Click on button to RESET Filters](#)

Number of Respondents 1	School: Human Services & Community Safety Program: Disability Support Worker Credential: Certificate Admin Campus: Saskatoon Base/CE: Con Ed - Sask Polytech Delivered Indigenous: Non-Indigenous
-----------------------------------	--

Level of Satisfaction	Very Satisfied & Somewhat Satisfied	<ul style="list-style-type: none"> Somewhat satisfied Very satisfied 	Program Benefits	A Great Extent & Some Extent	<ul style="list-style-type: none"> Some extent A great extent
-----------------------	-------------------------------------	--	------------------	------------------------------	---

Category	Level of Satisfaction	Satisfaction	Program Benefits	Benefit Level	Benefit Satisfaction
Campus activities	100%	100%		A great extent & S..	100%
Campus facilities	100%	100%	Improved earning potential	100%	100%
Instruction delivered	100%	100%	Improved employment opportunities	100%	100%
Educational experience at Sask Polytech	100%	100%	Skills and knowledge relevant in the workplace	100%	100%



Institutional Research and Analysis




2019-20 Graduate Follow-up Survey Summary of Results (page 5/5) Further Post-Secondary Education



[Click on button to RESET Filters](#)

Number of Respondents 1	School: Human Services & Community Safety Program: Disability Support Worker Credential: Certificate Admin Campus: Saskatoon Base/CE: Con Ed - Sask Polytech Delivered Indigenous: Non-Indigenous
-----------------------------------	---

Currently Taking Further PSE 	Enrolment Status	Current Program Related to Program Completed at Sask Polytech
---	------------------	---

Type of Post-Secondary Institution Enroled in

Among the students who pursued further education, 25% indicated the program was not related to the one they completed at Sask Polytech. Common reasons cited by the graduates who were studying in an unrelated field were to be able to change career choice, to have more/better career choices, and difficulty of finding employment in their previous field of study.

Institutional Research and Analysis

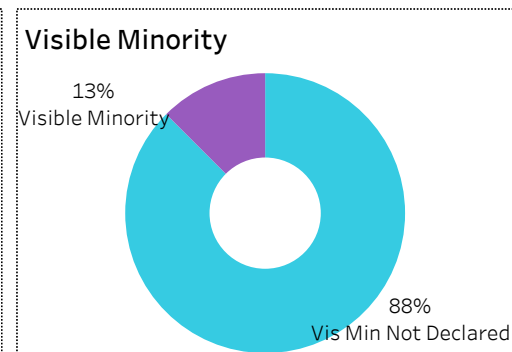
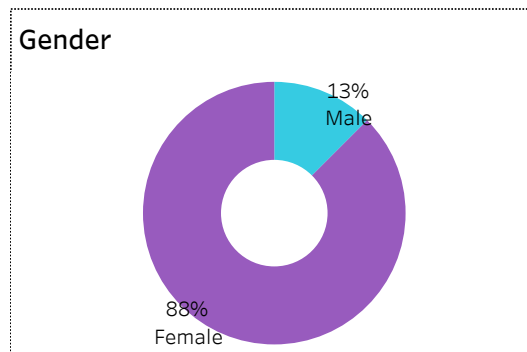
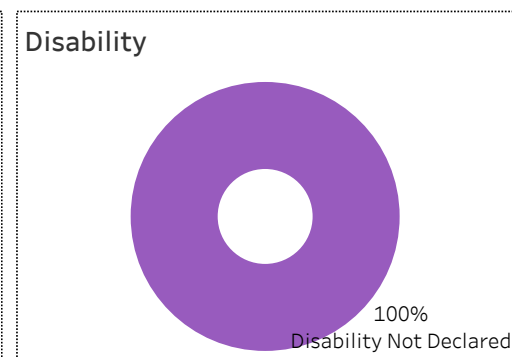
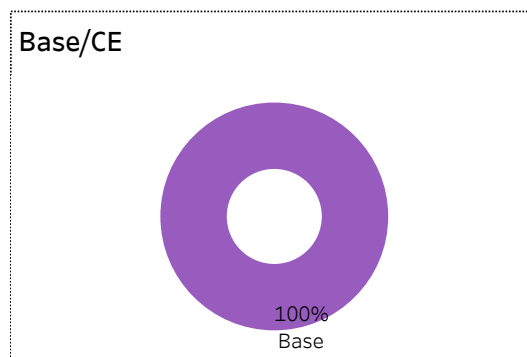
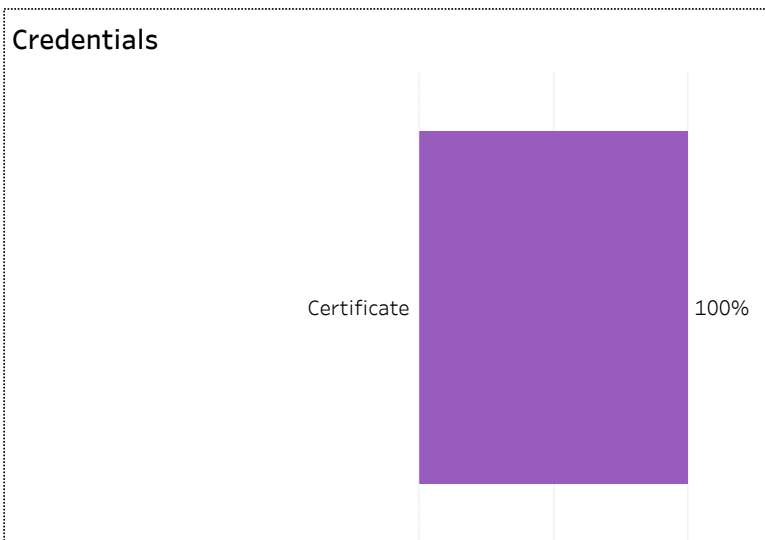
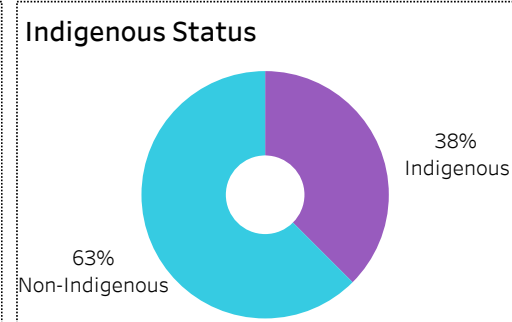
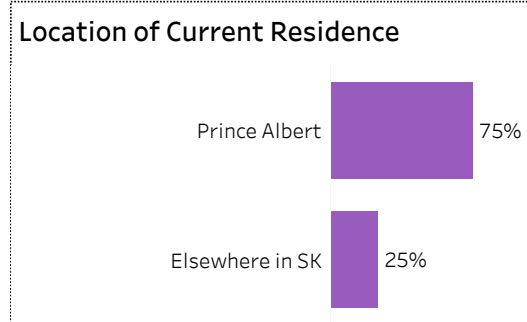


2019-20 Graduate Follow-up Survey Summary of Results (page 1/5) Respondent Profile



[Click on button to RESET Filters](#)

Number of Respondents: **8**
School: **Human Services & Community Safety** | Program: **Early Childhood Education** | Credential: **Certificate** |
Admin Campus: **Prince Albert** | Base/CE: **Base** | Indigenous: **All**





2019-20 Graduate Follow-up Survey Summary of Results (page 2/5) Graduate Employment



[Click on button to RESET Filters](#)

Number of Respondents
8

School: **Human Services & Community Safety** | Program: **Early Childhood Education** | Credential: **Certificate** | Admin Campus: **Prince Albert** |
Base/CE: **Base** | Indigenous: **All**

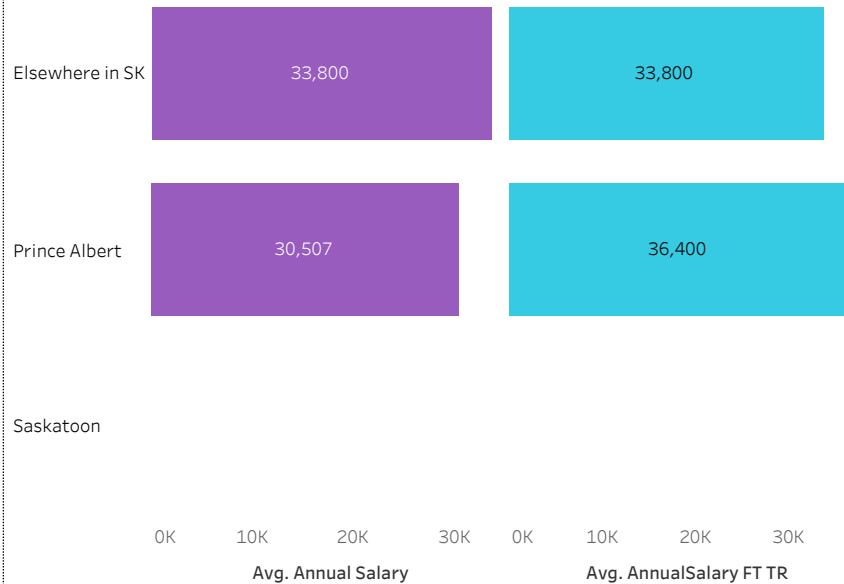
Overall Employment Rate

#Available Workforce	# of Grads Employed	Employment Rate	# of Fulltime Employed Grads	Full-time Employment Rate
8	8	100%	7	88%

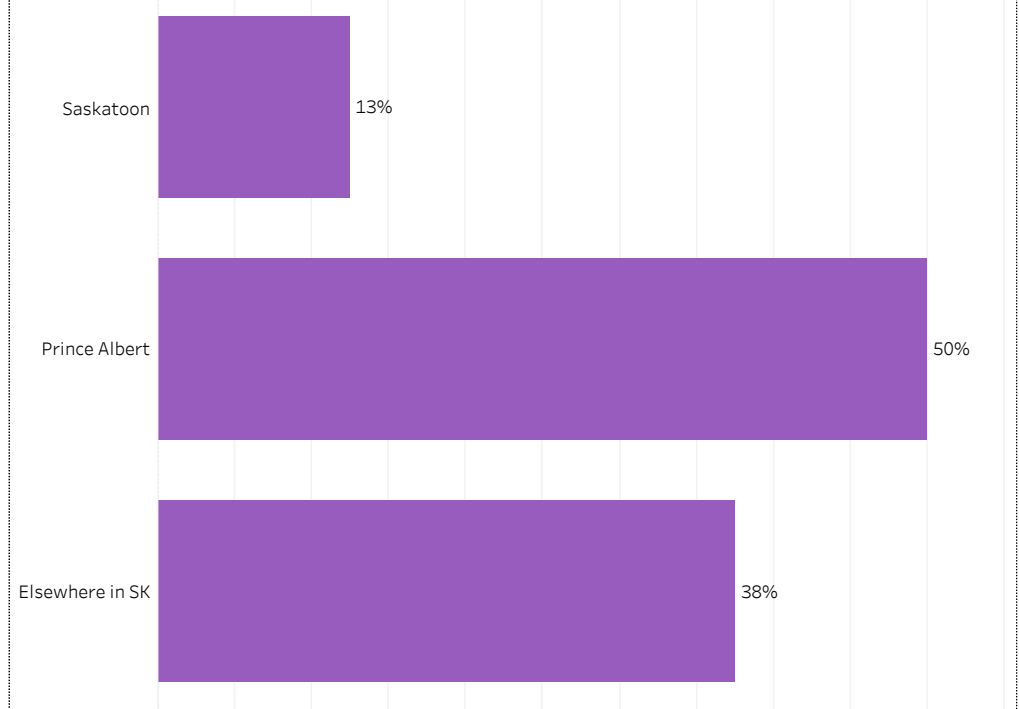
Training Related (TR) Employment

#Available Workforce	# of TR Employed Grads	TR Employment Rate	# of Fulltime TR Employed Grads	Full-time TR Employment Rate
8	6	75%	5	63%


Average Salaries by Location of Employment



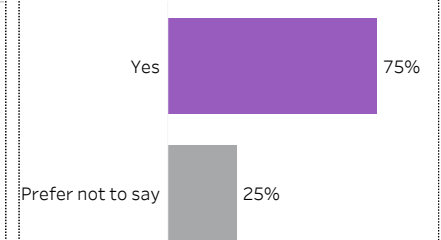
Location of Employment



Average/Median Salary



Relatedness of Job to Training





2019-20 Graduate Follow-up Survey

Summary of Results (page 3/5)

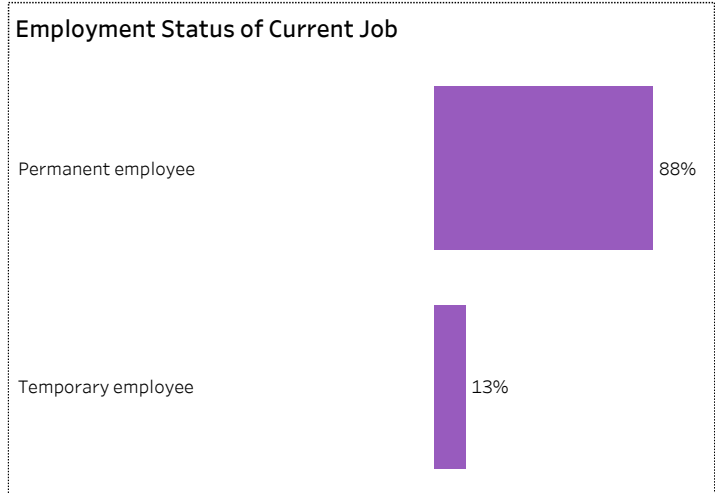
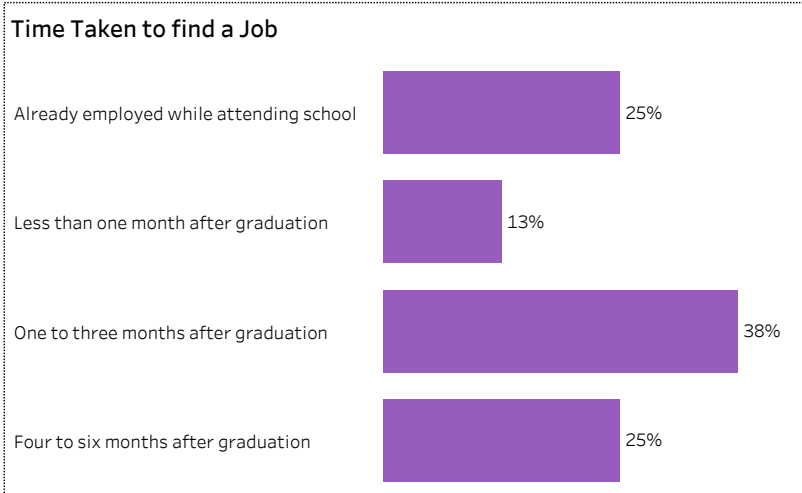
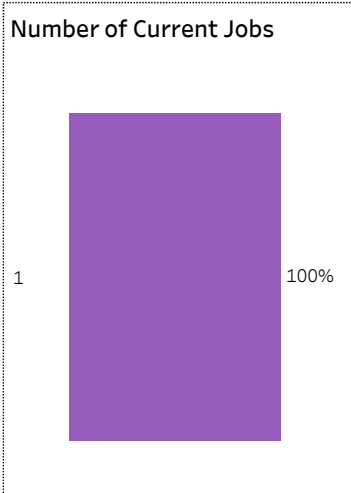

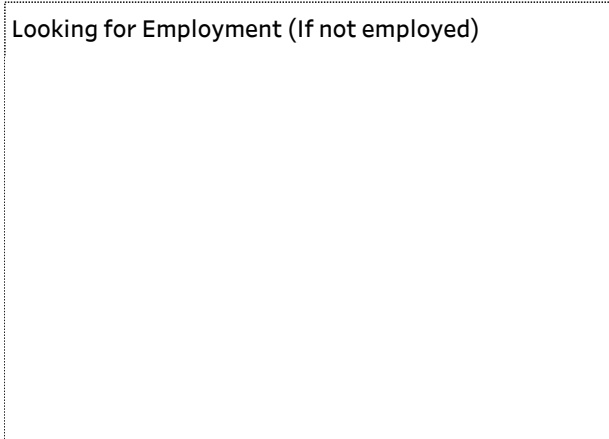
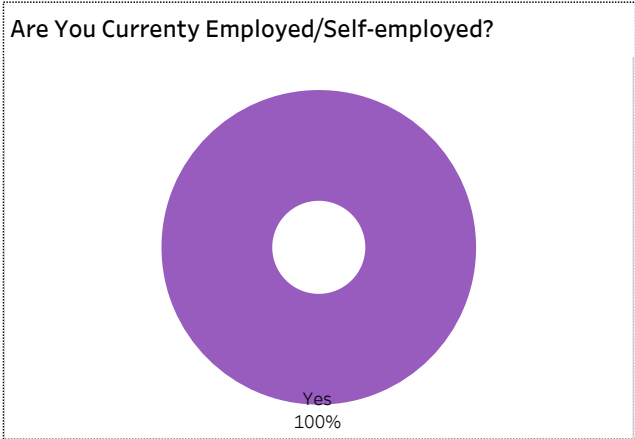
Graduate Employment (continued)



[Click on button to RESET Filters](#)

Number of Respondents: **8**

School: **Human Services & Community Safety** | Program: **Early Childhood Education** | Credential: **Certificate** | Admin Campus: **Prince Albert** | Base/CE: **Base** | Indigenous: **All**





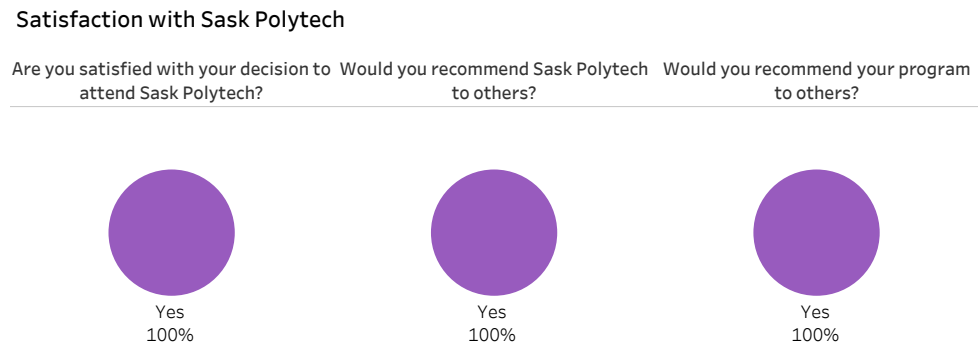
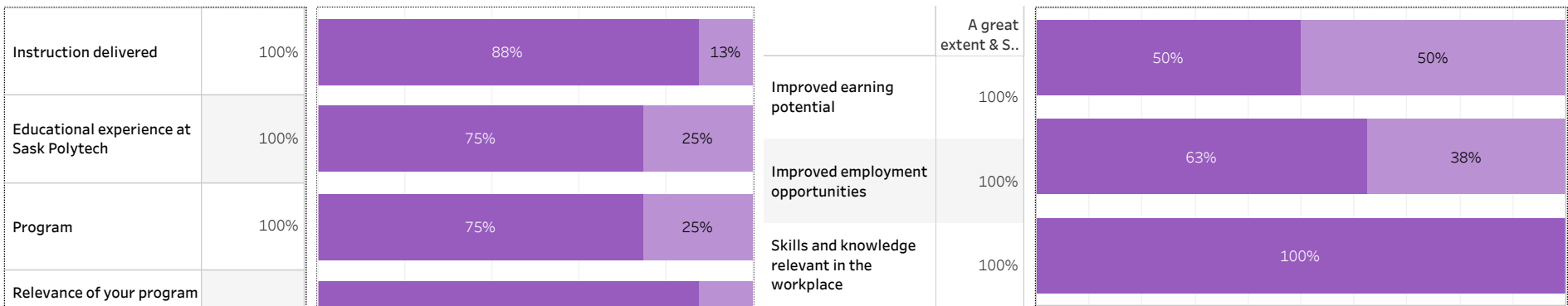
2019-20 Graduate Follow-up Survey Summary of Results (page 4/5) Satisfaction and Program Benefits



Click on button to RESET Filters

Number of Respondents 8	School: Human Services & Community Safety Program: Early Childhood Education Credential: Certificate Admin Campus: Prince Albert Base/CE: Base Indigenous: All
-----------------------------------	--

Level of Satisfaction	Very Satisfied & Somewhat Satisfied	<ul style="list-style-type: none"> Very satisfied Somewhat satisfied Somewhat dissatisfied Not sure 	Program Benefits	A Great Extent & Some Extent	<ul style="list-style-type: none"> Some extent A great extent
------------------------------	-------------------------------------	---	-------------------------	------------------------------	---



Institutional Research and Analysis

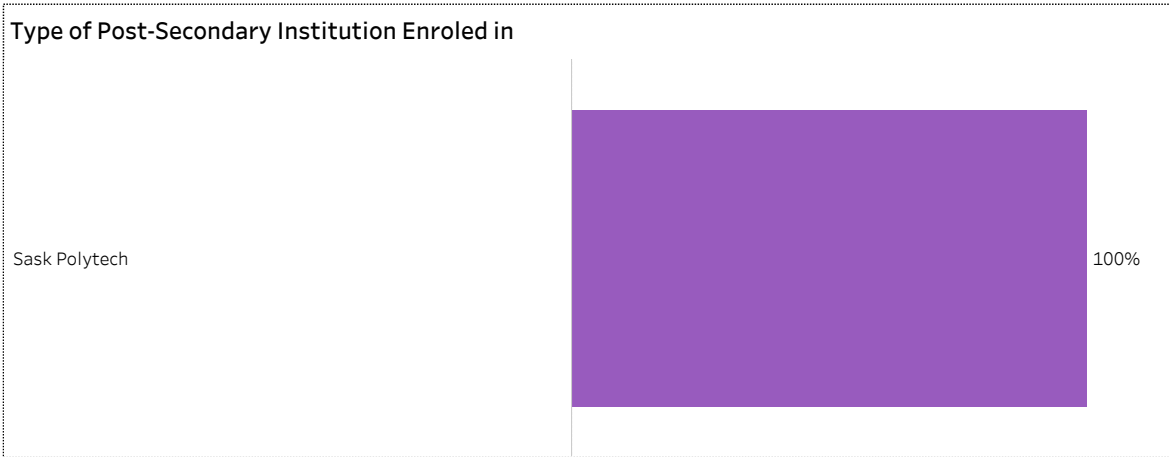
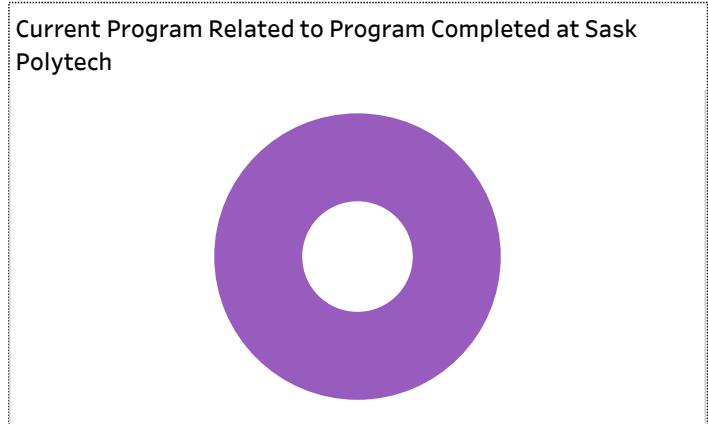
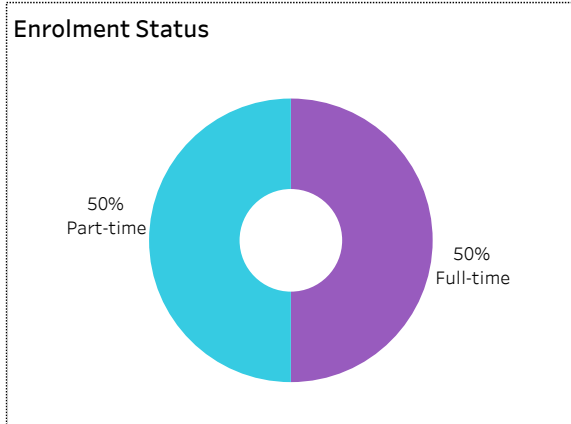
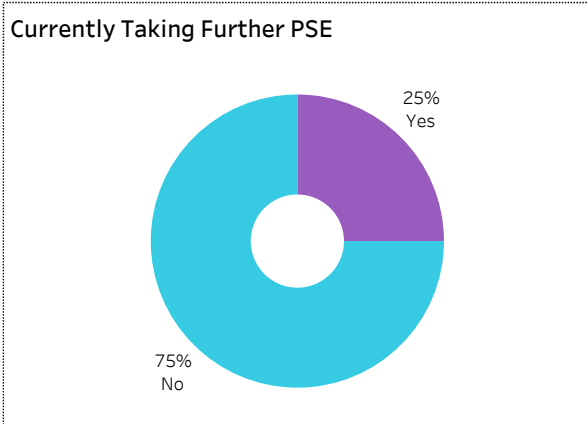


2019-20 Graduate Follow-up Survey Summary of Results (page 5/5) Further Post-Secondary Education



[Click on button to RESET Filters](#)

Number of Respondents: **8**
School: **Human Services & Community Safety** | Program: **Early Childhood Education** | Credential: **Certificate** | Admin Campus: **Prince Albert** | Base/CE: **Base** | Indigenous: **All**



Among the students who pursued further education, 25% indicated the program was not related to the one they completed at Sask Polytech. Common reasons cited by the graduates who were studying in an unrelated field were to be able to change career choice, to have more/better career choices, and difficulty of finding employment in their previous field of study.

Institutional Research and Analysis

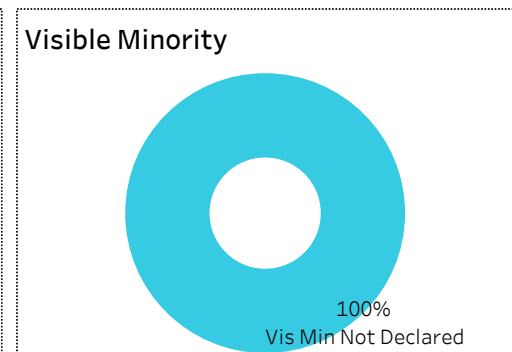
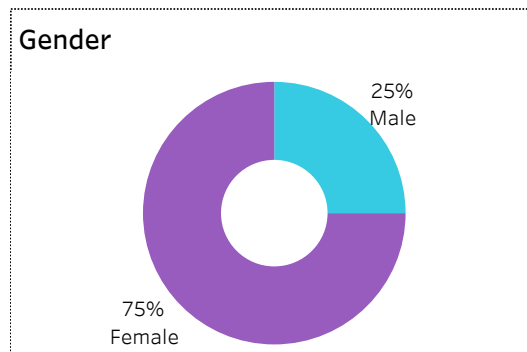
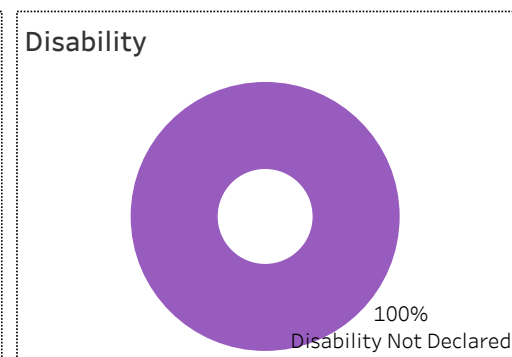

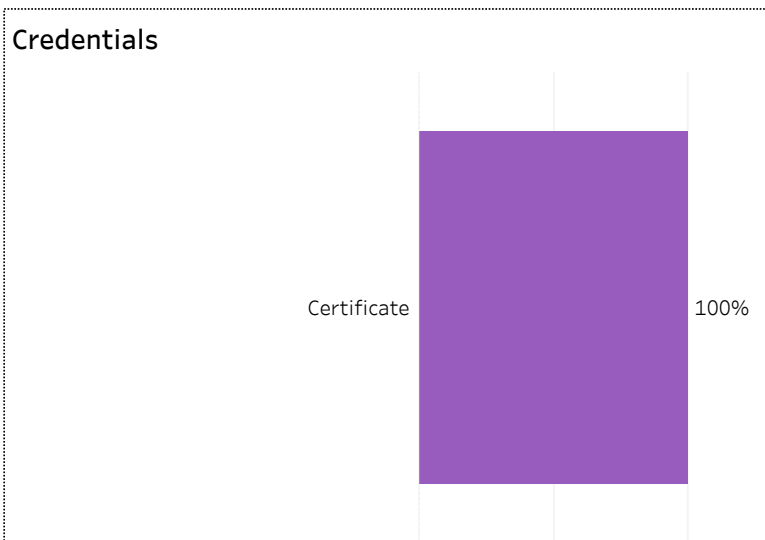
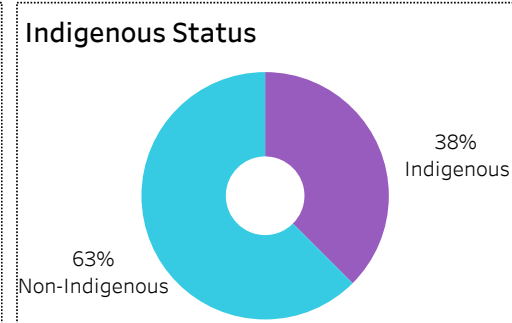
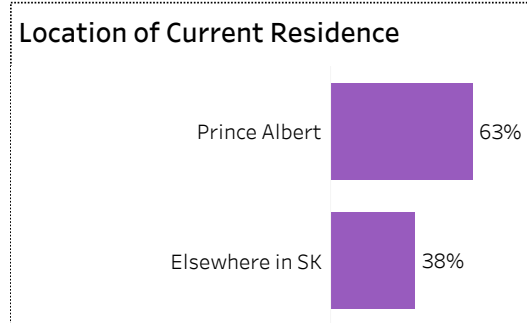


2019-20 Graduate Follow-up Survey Summary of Results (page 1/5) Respondent Profile



[Click on button to RESET Filters](#)

Number of Respondents: **8**
School: **Human Services & Community Safety** | Program: **Early Childhood Education** | Credential: **Certificate** |
Admin Campus: **Prince Albert** | Base/CE: **Con Ed - Sask Polytech Delivered** | Indigenous: **All**





2019-20 Graduate Follow-up Survey Summary of Results (page 2/5) Graduate Employment



[Click on button to RESET Filters](#)

Number of Respondents
8

School: **Human Services & Community Safety** | Program: **Early Childhood Education** | Credential: **Certificate** | Admin Campus: **Prince Albert** |
Base/CE: **Con Ed - Sask Polytech Delivered** | Indigenous: **All**

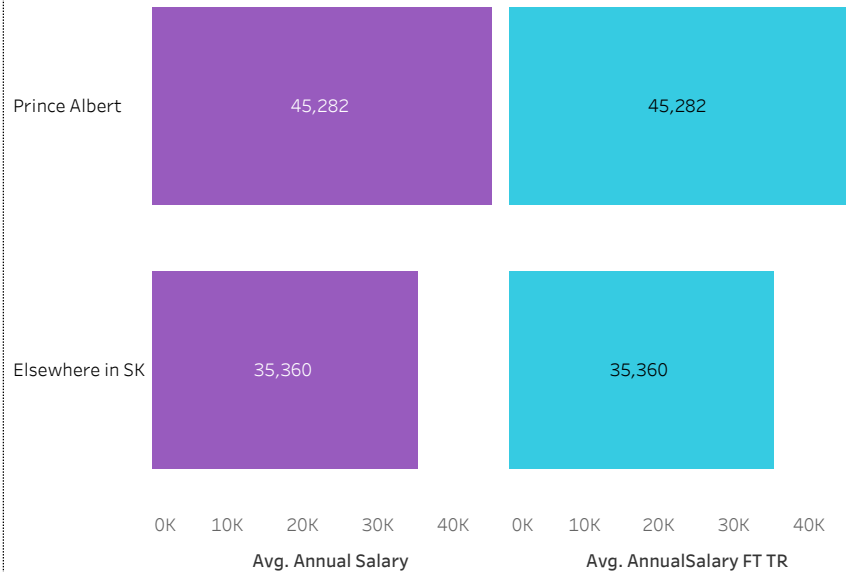
Overall Employment Rate

#Available Workforce	# of Grads Employed	Employment Rate	# of Fulltime Employed Grads	Full-time Employment Rate
8	7	88%	7	88%


Training Related (TR) Employment

#Available Workforce	# of TR Employed Grads	TR Employment Rate	# of Fulltime TR Employed Grads	Full -time TR Employment Rate
8	7	88%	7	88%

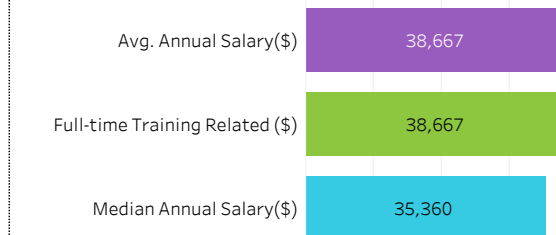
Average Salaries by Location of Employment



Location of Employment



Average/Median Salary



Relatedness of Job to Training



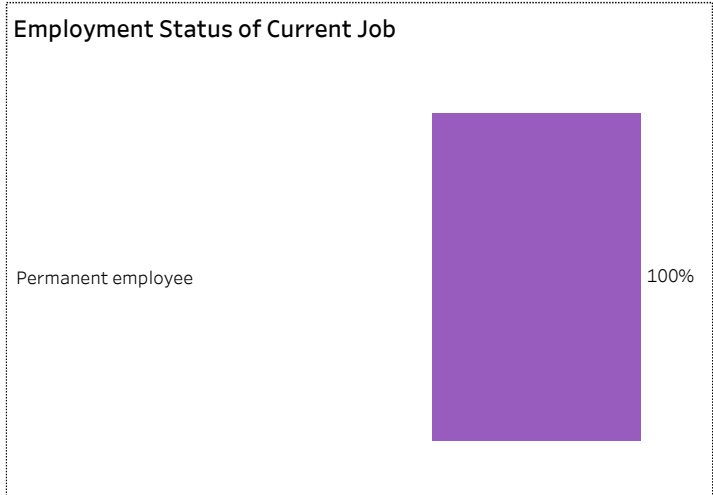
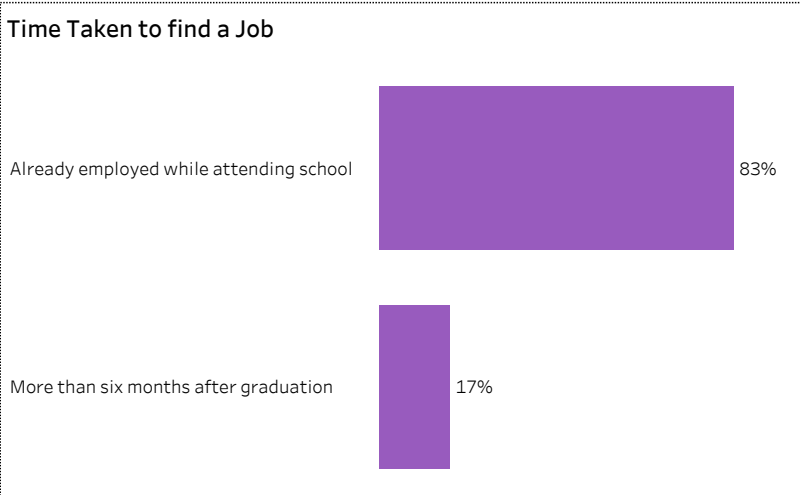
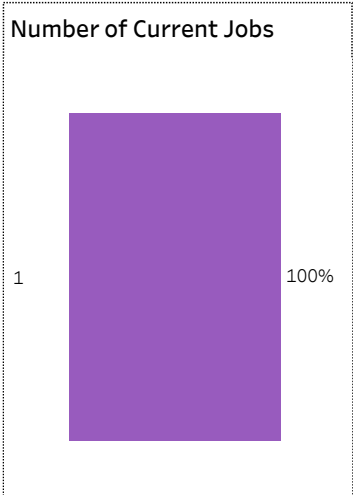
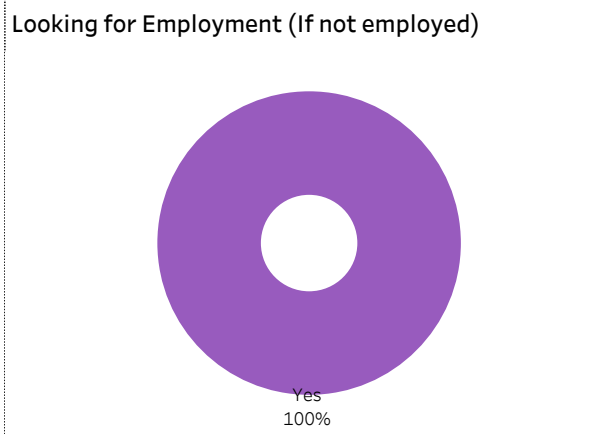
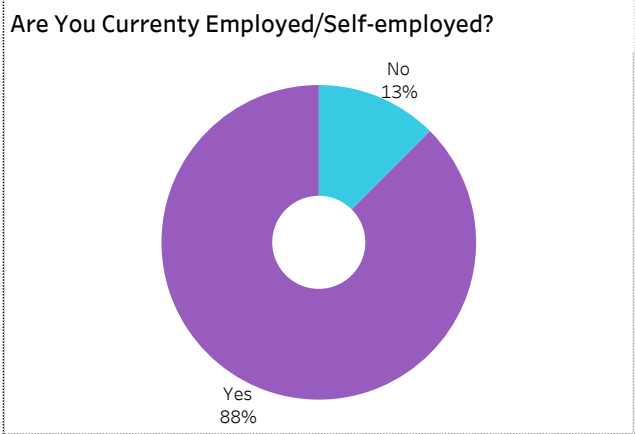


2019-20 Graduate Follow-up Survey Summary of Results (page 3/5) Graduate Employment (continued)



[Click on button to RESET Filters](#)

Number of Respondents: **8**
School: **Human Services & Community Safety** | Program: **Early Childhood Education** | Credential: **Certificate** | Admin Campus: **Prince Albert** | Base/CE: **Con Ed - Sask Polytech Delivered** | Indigenous: **All**





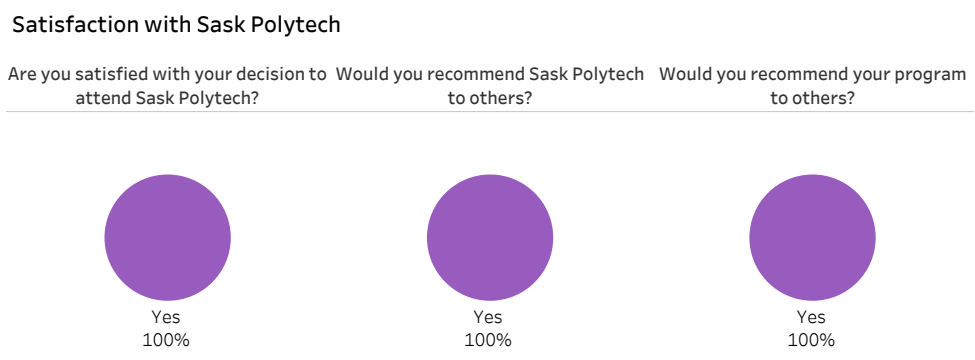
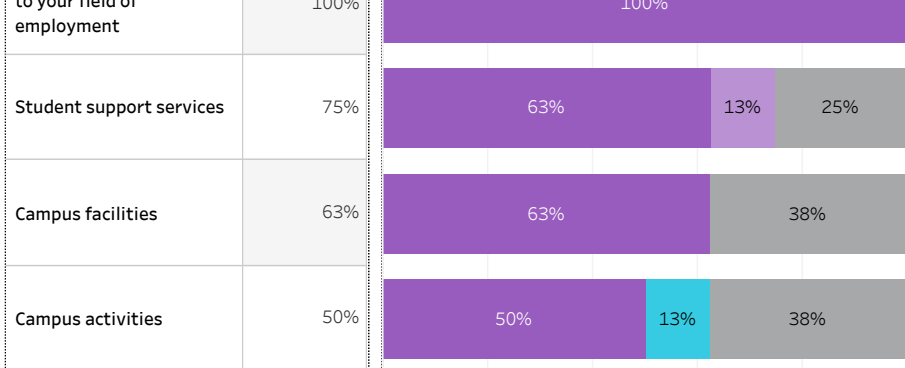
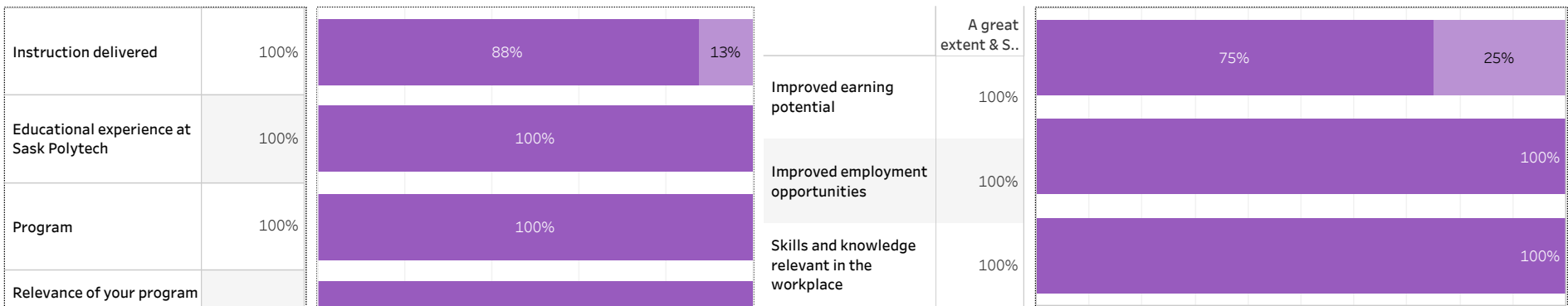
2019-20 Graduate Follow-up Survey Summary of Results (page 4/5) Satisfaction and Program Benefits



Click on button to RESET Filters

Number of Respondents 8	School: Human Services & Community Safety Program: Early Childhood Education Credential: Certificate Admin Campus: Prince Albert Base/CE: Con Ed - Sask Polytech Delivered Indigenous: All
-----------------------------------	--

Level of Satisfaction	Very Satisfied & Somewhat Satisfied	<ul style="list-style-type: none"> Very satisfied Somewhat satisfied Very dissatisfied Not sure 	Program Benefits	A Great Extent & Some Extent	<ul style="list-style-type: none"> Some extent A great extent
------------------------------	-------------------------------------	---	-------------------------	------------------------------	---



Institutional Research and Analysis



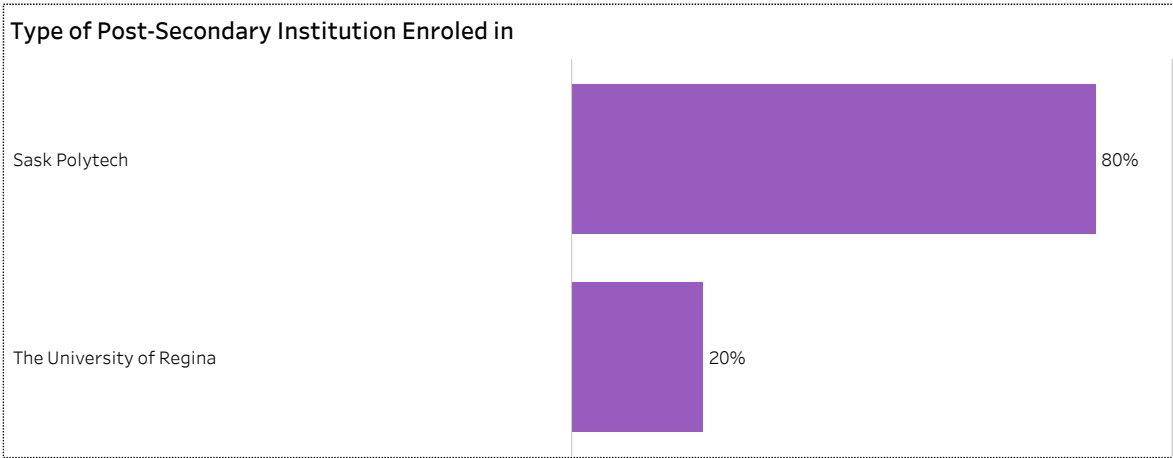
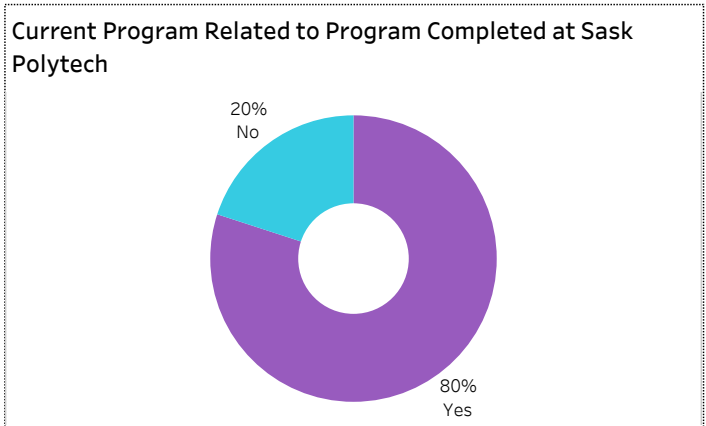
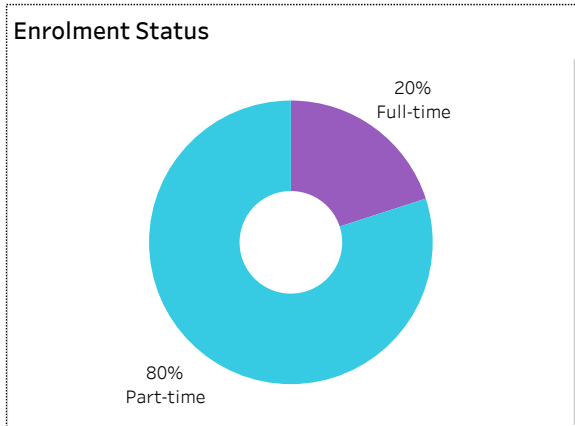
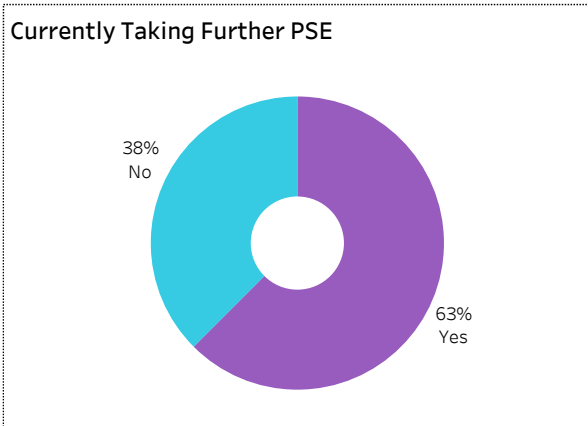
2019-20 Graduate Follow-up Survey Summary of Results (page 5/5) Further Post-Secondary Education



[Click on button to RESET Filters](#)

Number of Respondents
8

School: **Human Services & Community Safety** | Program: **Early Childhood Education** | Credential: **Certificate** | Admin Campus: **Prince Albert** | Base/CE: **Con Ed - Sask Polytech Delivered** | Indigenous: **All**



Among the students who pursued further education, 25% indicated the program was not related to the one they completed at Sask Polytech. Common reasons cited by the graduates who were studying in an unrelated field were to be able to change career choice, to have more/better career choices, and difficulty of finding employment in their previous field of study.

Institutional Research and Analysis

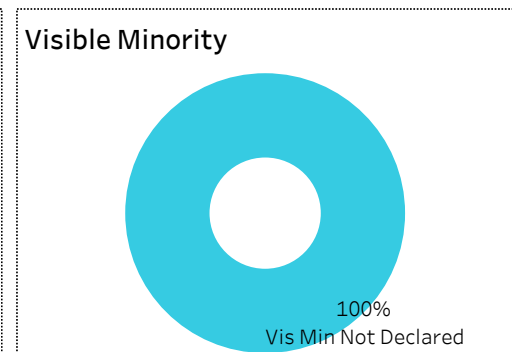
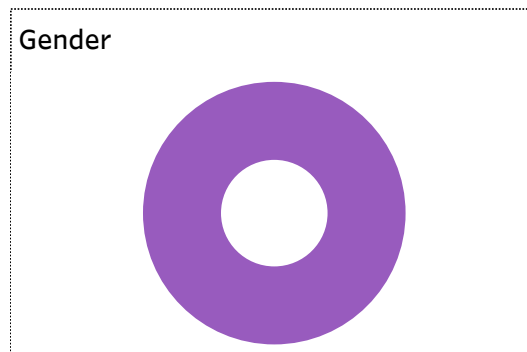
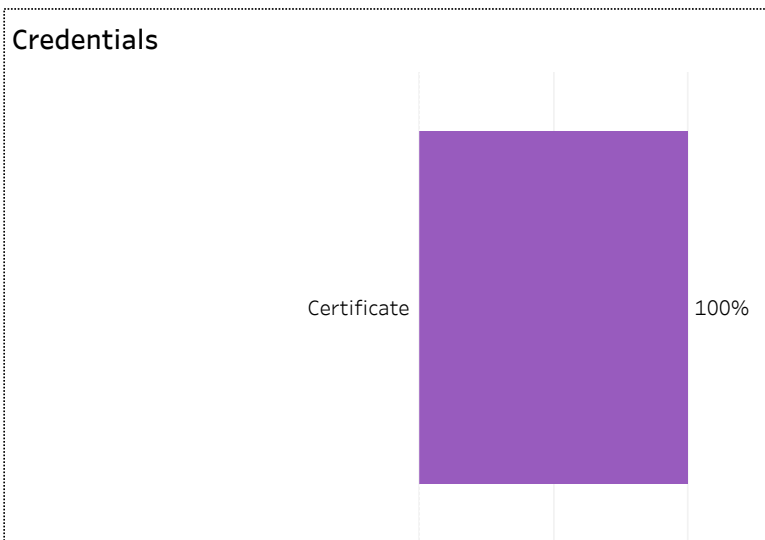
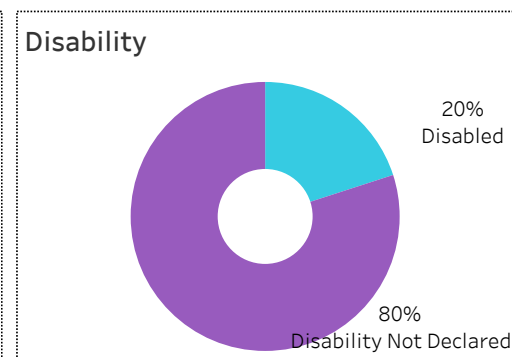
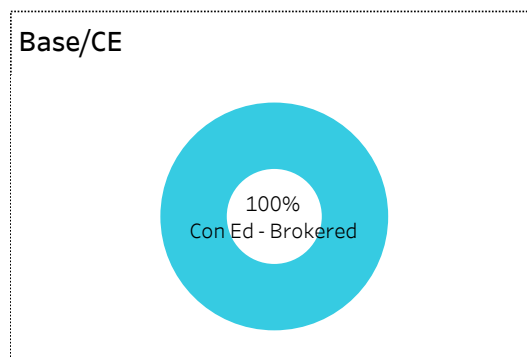
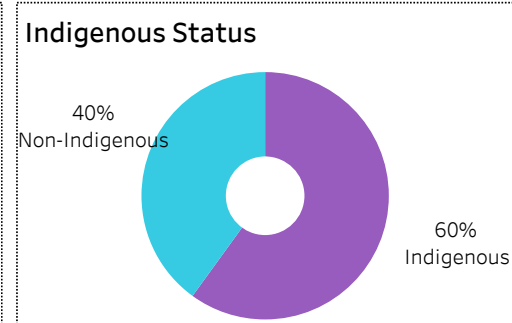
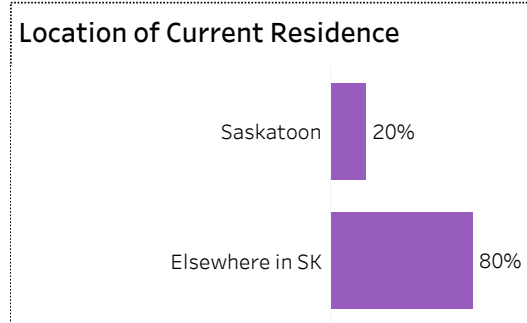


2019-20 Graduate Follow-up Survey Summary of Results (page 1/5) Respondent Profile



[Click on button to RESET Filters](#)

Number of Respondents: **5**
School: **Human Services & Community Safety** | Program: **Early Childhood Education** | Credential: **Certificate** |
Admin Campus: **Prince Albert** | Base/CE: **Con Ed - Brokered** | Indigenous: **All**





2019-20 Graduate Follow-up Survey Summary of Results (page 2/5) Graduate Employment



[Click on button to RESET Filters](#)

Number of Respondents
5

School: **Human Services & Community Safety** | Program: **Early Childhood Education** | Credential: **Certificate** | Admin Campus: **Prince Albert** |
Base/CE: **Con Ed - Brokered** | Indigenous: **All**

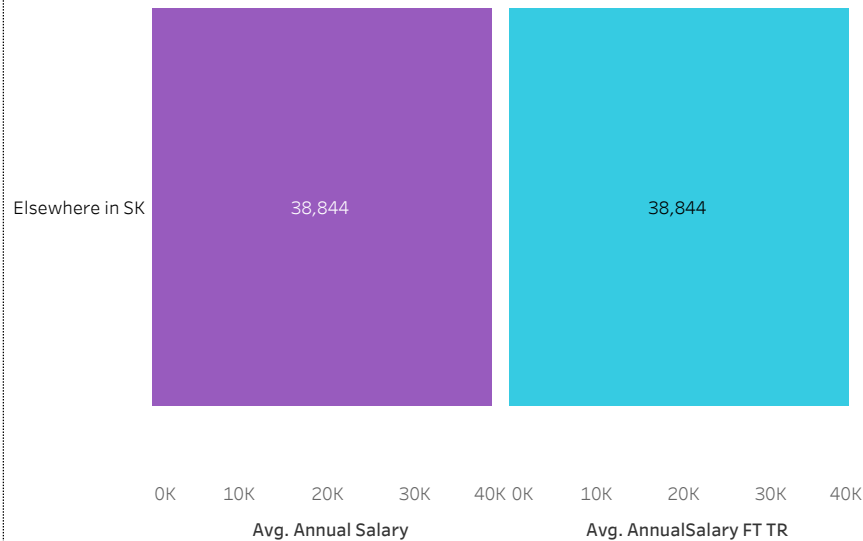
Overall Employment Rate

#Available Workforce	# of Grads Employed	Employment Rate	# of Fulltime Employed Grads	Full-time Employment Rate
5	4	80%	4	80%

Training Related (TR) Employment

#Available Workforce	# of TR Employed Grads	TR Employment Rate	# of Fulltime TR Employed Grads	Full-time TR Employment Rate
5	4	80%	4	80%


Average Salaries by Location of Employment



Location of Employment



Average/Median Salary



Relatedness of Job to Training



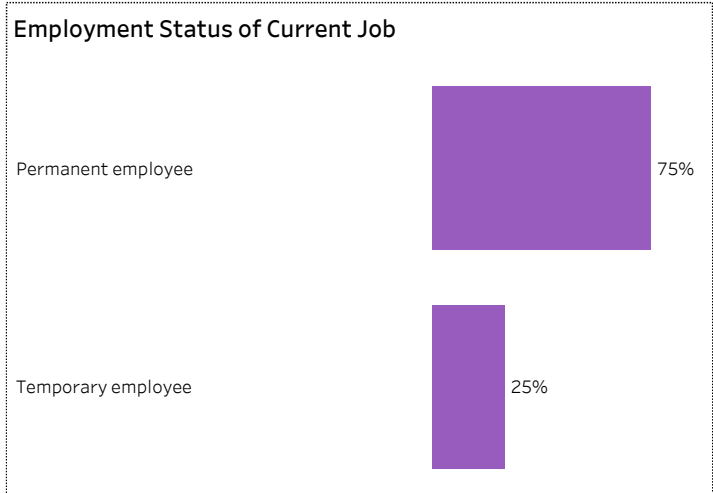
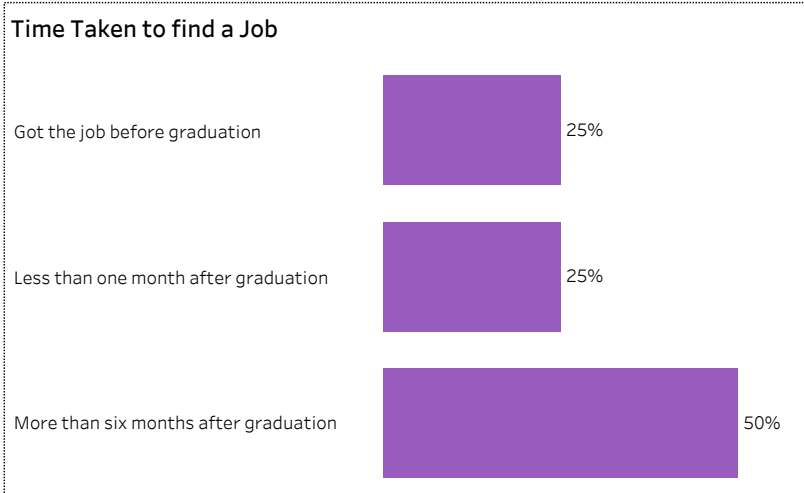
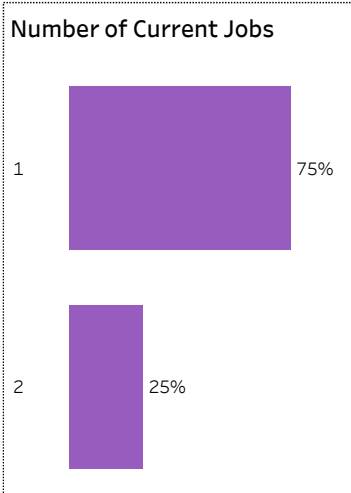
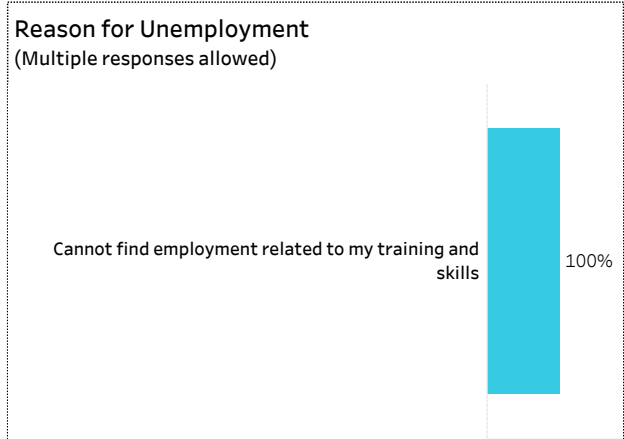
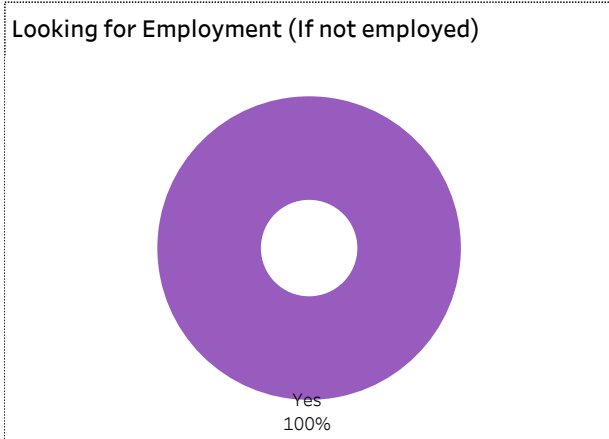
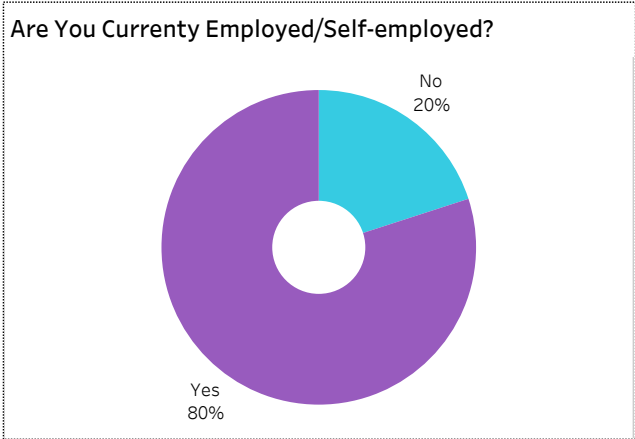


2019-20 Graduate Follow-up Survey Summary of Results (page 3/5) Graduate Employment (continued)



[Click on button to RESET Filters](#)

Number of Respondents: **5**
School: **Human Services & Community Safety** | Program: **Early Childhood Education** | Credential: **Certificate** | Admin Campus: **Prince Albert** | Base/CE: **Con Ed - Brokered** | Indigenous: **All**





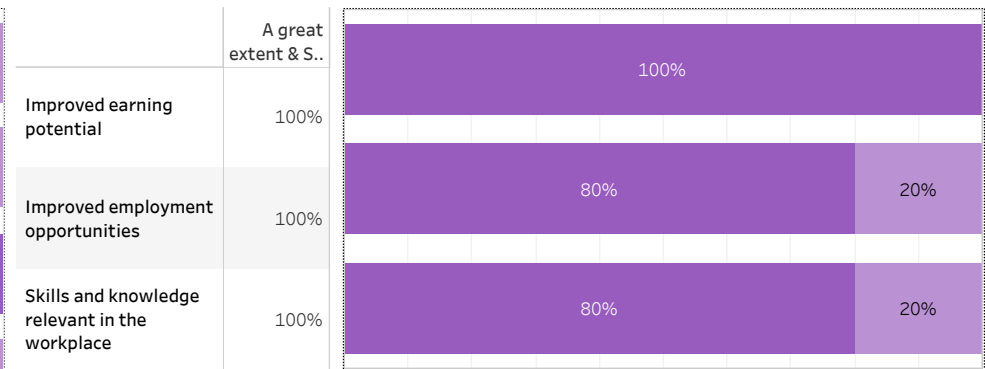
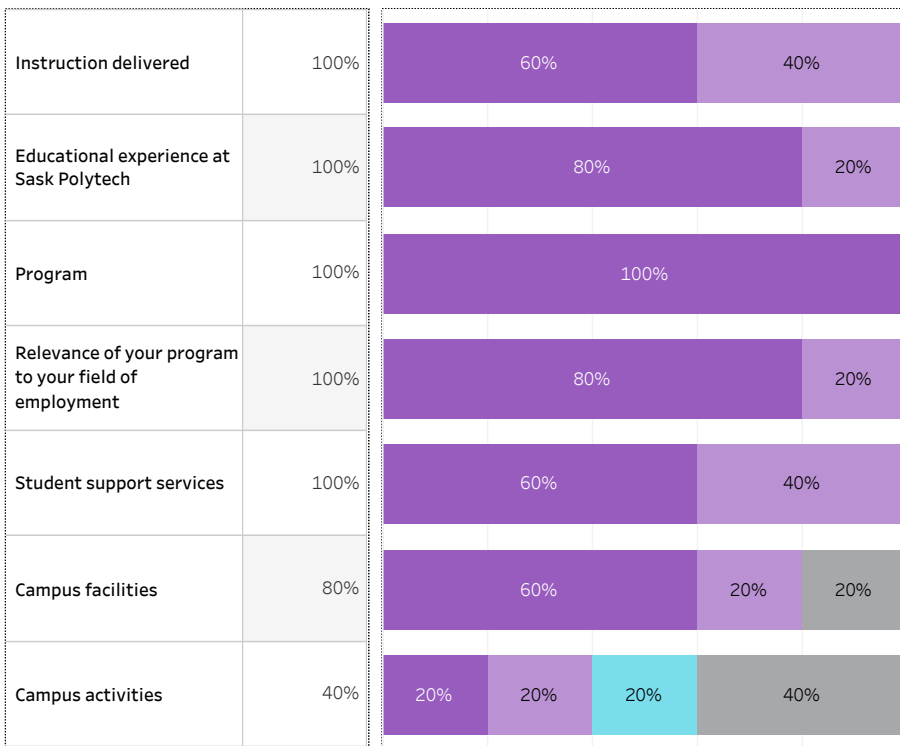
2019-20 Graduate Follow-up Survey Summary of Results (page 4/5) Satisfaction and Program Benefits



Click on button to RESET Filters

Number of Respondents 5	School: Human Services & Community Safety Program: Early Childhood Education Credential: Certificate Admin Campus: Prince Albert Base/CE: Con Ed - Brokered Indigenous: All
-----------------------------------	---

Level of Satisfaction	Very Satisfied & Somewhat Satisfied	<ul style="list-style-type: none"> Very satisfied Somewhat satisfied Somewhat dissatisfied Not sure 	Program Benefits	A Great Extent & Some Extent	<ul style="list-style-type: none"> Some extent A great extent
------------------------------	-------------------------------------	---	-------------------------	------------------------------	---



Satisfaction with Sask Polytech



Institutional Research and Analysis



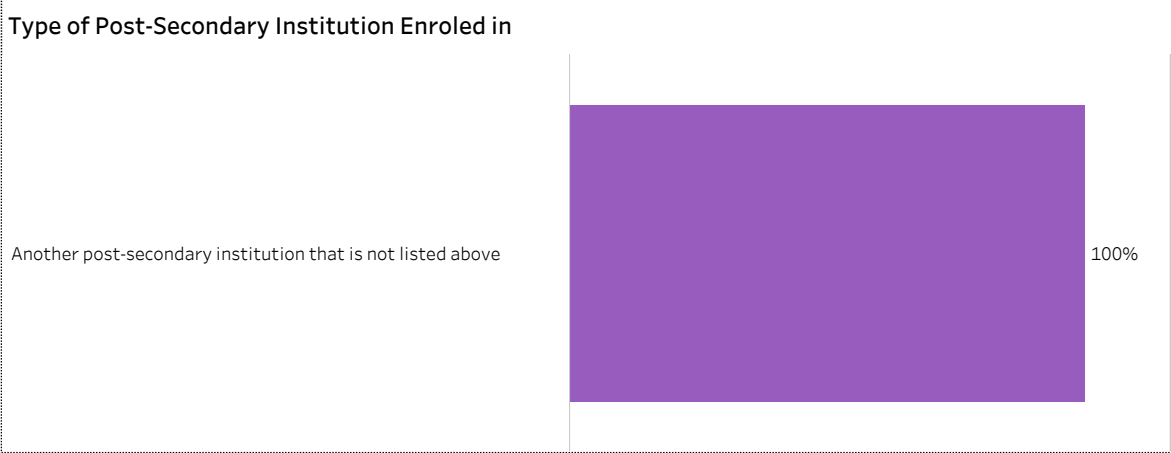
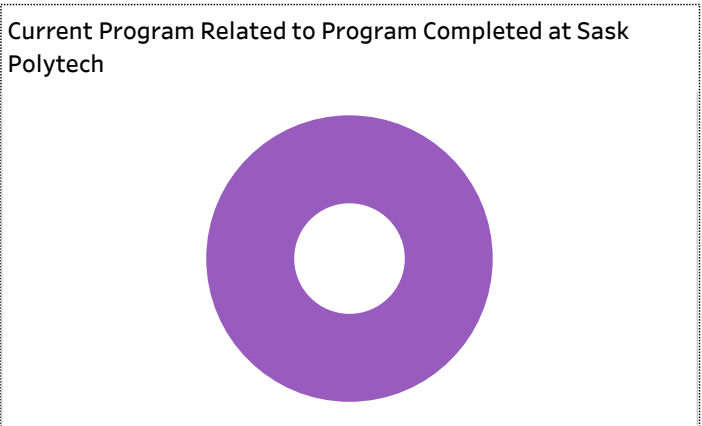

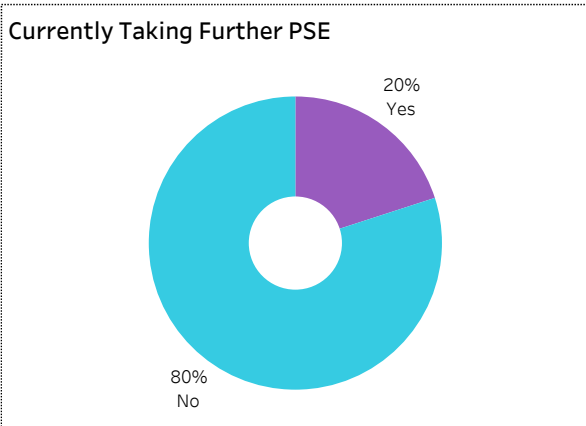
2019-20 Graduate Follow-up Survey Summary of Results (page 5/5) Further Post-Secondary Education



[Click on button to RESET Filters](#)

Number of Respondents
5

School: **Human Services & Community Safety** | Program: **Early Childhood Education** | Credential: **Certificate** | Admin Campus: **Prince Albert** | Base/CE: **Con Ed - Brokered** | Indigenous: **All**



Among the students who pursued further education, 25% indicated the program was not related to the one they completed at Sask Polytech. Common reasons cited by the graduates who were studying in an unrelated field were to be able to change career choice, to have more/better career choices, and difficulty of finding employment in their previous field of study.

Institutional Research and Analysis

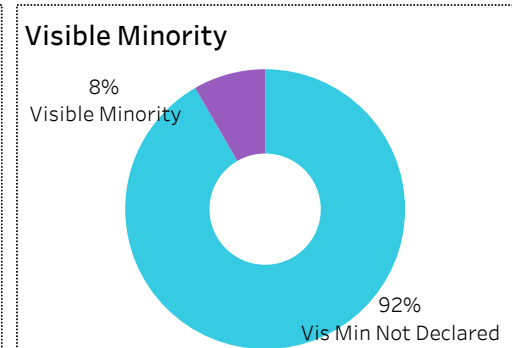
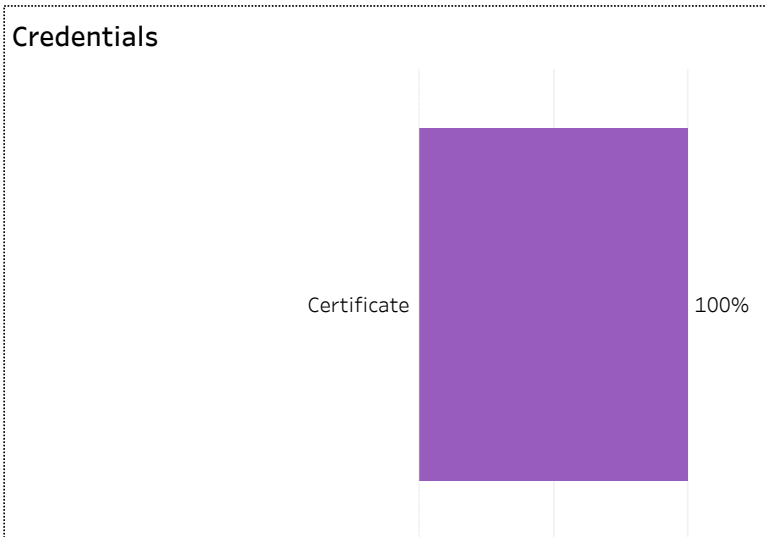
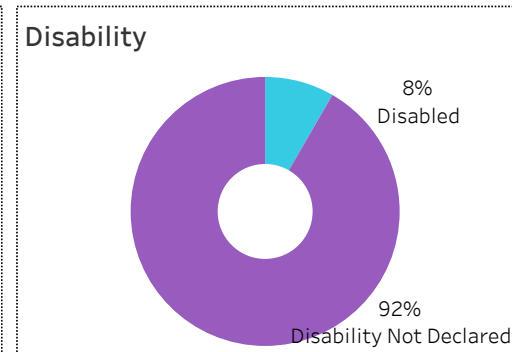
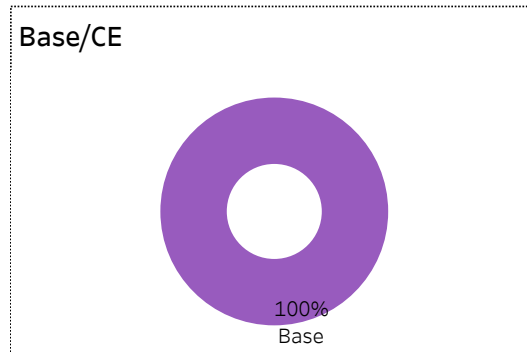
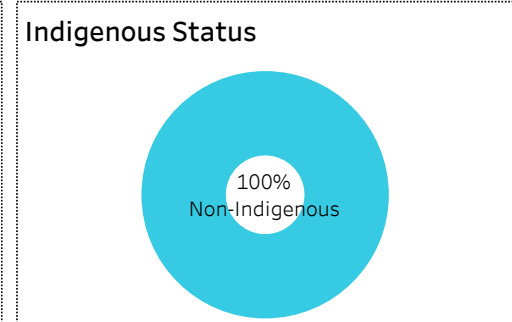
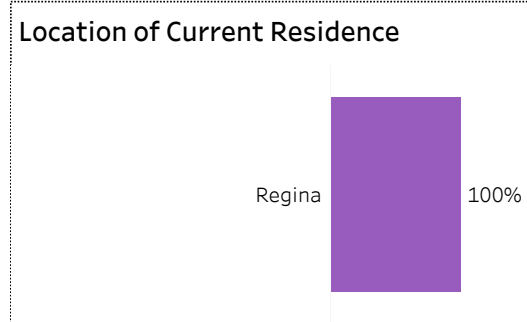


2019-20 Graduate Follow-up Survey Summary of Results (page 1/5) Respondent Profile



[Click on button to RESET Filters](#)

Number of Respondents: **12**
School: **Human Services & Community Safety** | Program: **Early Childhood Education** | Credential: **Certificate** |
Admin Campus: **Regina** | Base/CE: **Base** | Indigenous: **Non-Indigenous**





2019-20 Graduate Follow-up Survey Summary of Results (page 2/5) Graduate Employment



[Click on button to RESET Filters](#)

Number of Respondents
12

School: **Human Services & Community Safety** | Program: **Early Childhood Education** | Credential: **Certificate** | Admin Campus: **Regina** |
Base/CE: **Base** | Indigenous: **Non-Indigenous**

Overall Employment Rate

#Available Workforce	# of Grads Employed	Employment Rate	# of Fulltime Employed Grads	Full-time Employment Rate
9	9	100%	7	78%

Training Related (TR) Employment

#Available Workforce	# of TR Employed Grads	TR Employment Rate	# of Fulltime TR Employed Grads	Full-time TR Employment Rate
9	9	100%	7	78%

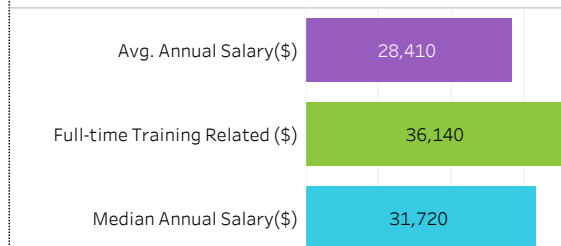
Location of Employment



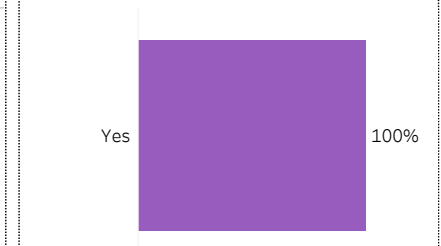
Average Salaries by Location of Employment



Average/Median Salary



Relatedness of Job to Training



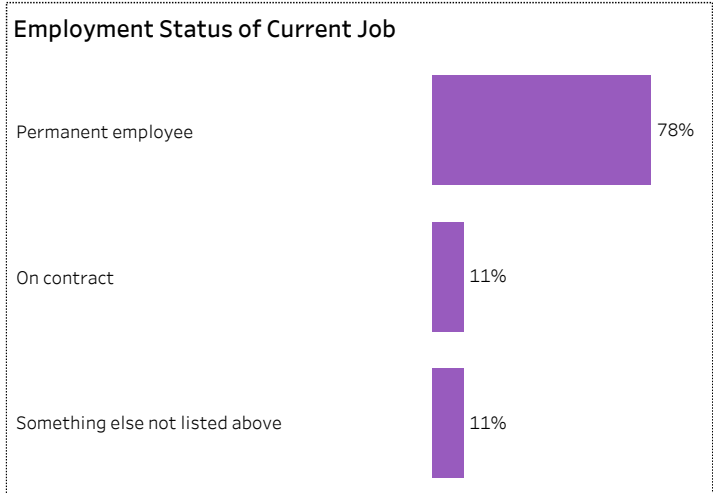
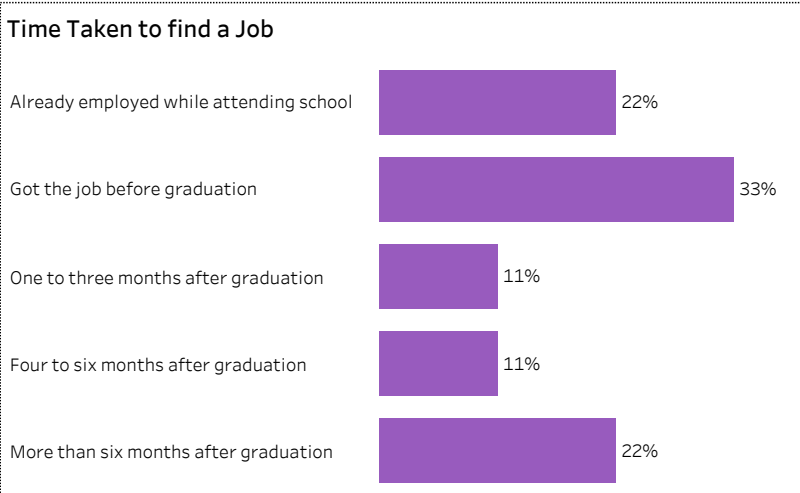
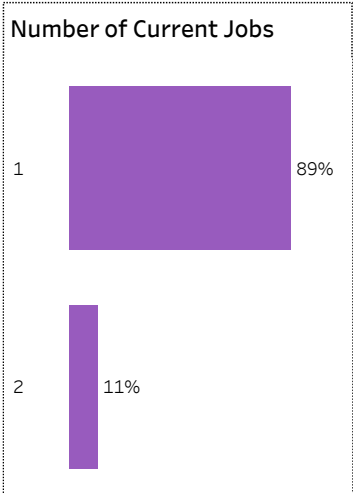
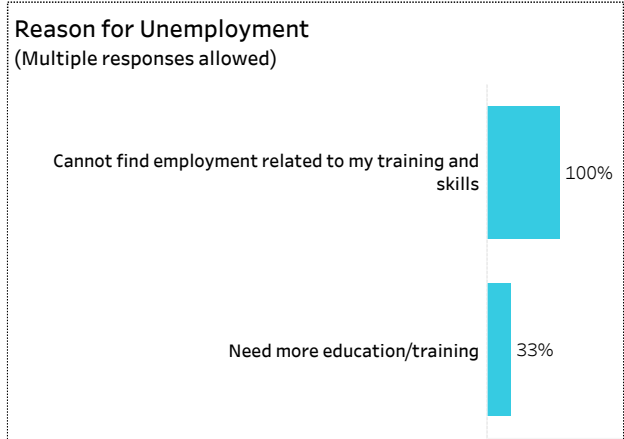
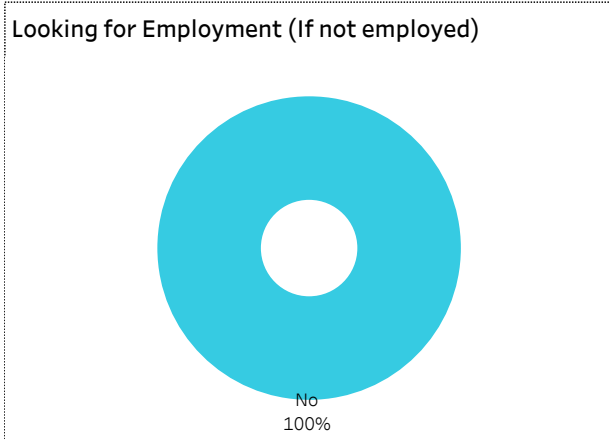
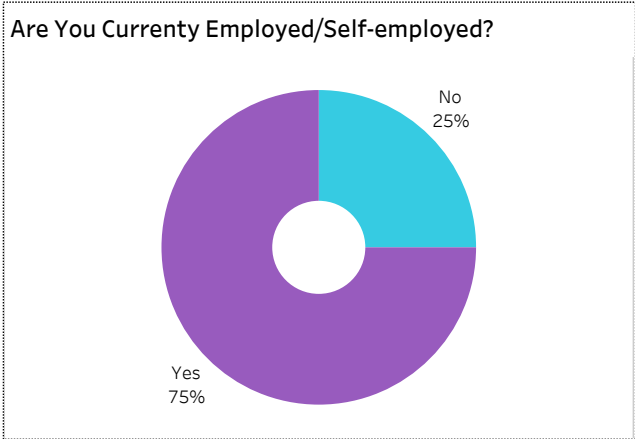


2019-20 Graduate Follow-up Survey Summary of Results (page 3/5) Graduate Employment (continued)



[Click on button to RESET Filters](#)

Number of Respondents **12** | School: **Human Services & Community Safety** | Program: **Early Childhood Education** | Credential: **Certificate** | Admin Campus: **Regina**
| Base/CE: **Base** | Indigenous: **Non-Indigenous**





2019-20 Graduate Follow-up Survey Summary of Results (page 4/5) Satisfaction and Program Benefits



Click on button to RESET Filters

Number of Respondents 12	School: Human Services & Community Safety Program: Early Childhood Education Credential: Certificate Admin Campus: Regina Base/CE: Base Indigenous: Non-Indigenous
------------------------------------	---

Level of Satisfaction	Very Satisfied & Somewhat Satisfied	<ul style="list-style-type: none"> Very satisfied Somewhat satisfied Somewhat dissatisfied Not sure 	Program Benefits	A Great Extent & Some Extent	<ul style="list-style-type: none"> No extent at all Some extent A great extent
------------------------------	-------------------------------------	---	-------------------------	------------------------------	---

Campus facilities	100%	75%	25%	Improved employment opportunities	A Great extent & S..	67%	33%	
Instruction delivered	100%	75%	25%	Skills and knowledge relevant in the workplace	100%	92%	8%	
Educational experience at Sask Polytech	100%	83%	17%	Improved earning potential	92%	58%	33%	8%
Program	100%	83%	17%					

Relevance of your program to your field of employment	100%	83%	17%	Satisfaction with Sask Polytech			
Student support services	92%	58%	33%	8%	Are you satisfied with your decision to attend Sask Polytech?	Would you recommend Sask Polytech to others?	Would you recommend your program to others?
Campus activities	83%	42%	42%	17%	Yes 100%	Yes 100%	Yes 83% No 17%

Institutional Research and Analysis



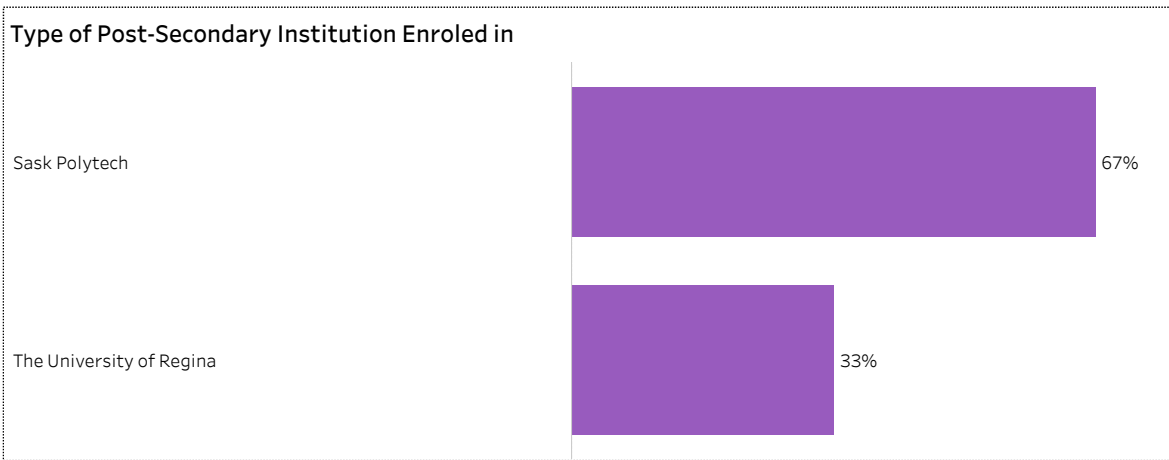
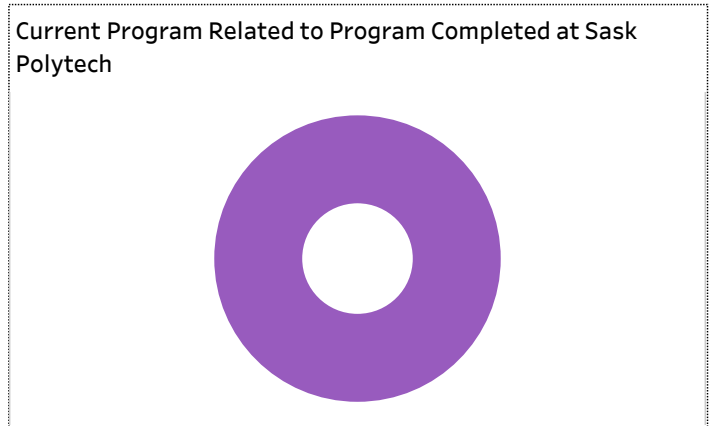

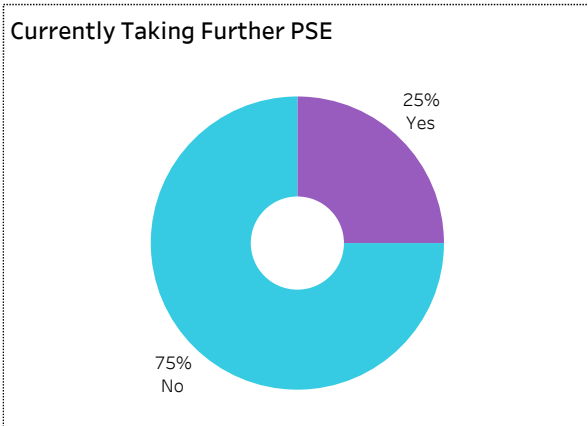
2019-20 Graduate Follow-up Survey Summary of Results (page 5/5) Further Post-Secondary Education



[Click on button to RESET Filters](#)

Number of Respondents
12

School: **Human Services & Community Safety** | Program: **Early Childhood Education** | Credential: **Certificate** | Admin Campus: **Regina**
| Base/CE: **Base** | Indigenous: **Non-Indigenous**



Among the students who pursued further education, 25% indicated the program was not related to the one they completed at Sask Polytech. Common reasons cited by the graduates who were studying in an unrelated field were to be able to change career choice, to have more/better career choices, and difficulty of finding employment in their previous field of study.

Institutional Research and Analysis

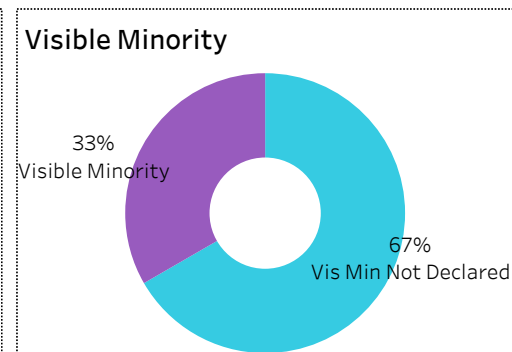
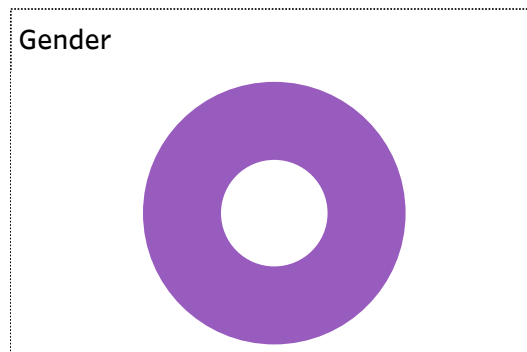
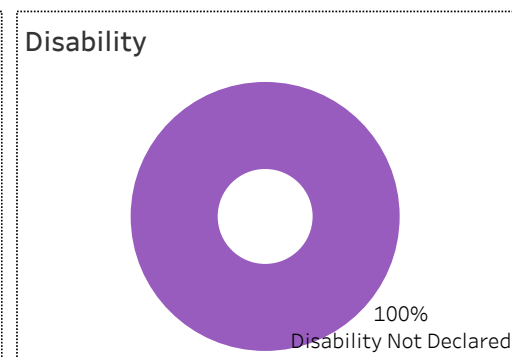

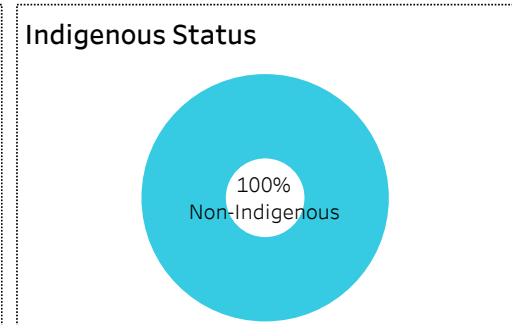
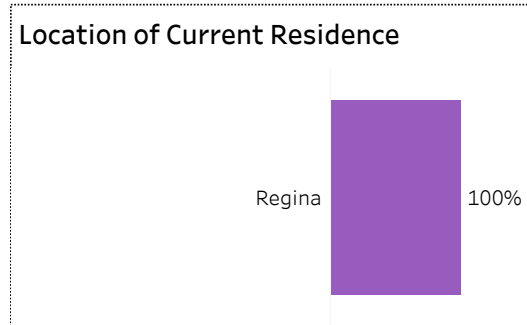


2019-20 Graduate Follow-up Survey Summary of Results (page 1/5) Respondent Profile



[Click on button to RESET Filters](#)

Number of Respondents: **3**
School: **Human Services & Community Safety** | Program: **Early Childhood Education** | Credential: **Certificate** |
Admin Campus: **Regina** | Base/CE: **Con Ed - Sask Polytech Delivered** | Indigenous: **Non-Indigenous**





2019-20 Graduate Follow-up Survey Summary of Results (page 2/5) Graduate Employment



[Click on button to RESET Filters](#)

Number of Respondents
3

School: **Human Services & Community Safety** | Program: **Early Childhood Education** | Credential: **Certificate** | Admin Campus: **Regina** |
Base/CE: **Con Ed - Sask Polytech Delivered** | Indigenous: **Non-Indigenous**

Overall Employment Rate

#Available Workforce	# of Grads Employed	Employment Rate	# of Fulltime Employed Grads	Full-time Employment Rate
2	2	100%	2	100%

Training Related (TR) Employment

#Available Workforce	# of TR Employed Grads	TR Employment Rate	# of Fulltime TR Employed Grads	Full -time TR Employment Rate
2	2	100%	2	100%


Location of Employment



Average Salaries by Location of Employment



Average/Median Salary



Relatedness of Job to Training





2019-20 Graduate Follow-up Survey

Summary of Results (page 3/5)

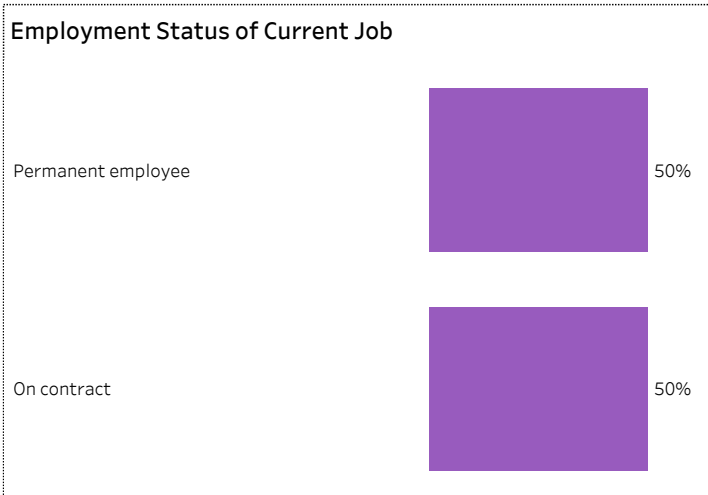
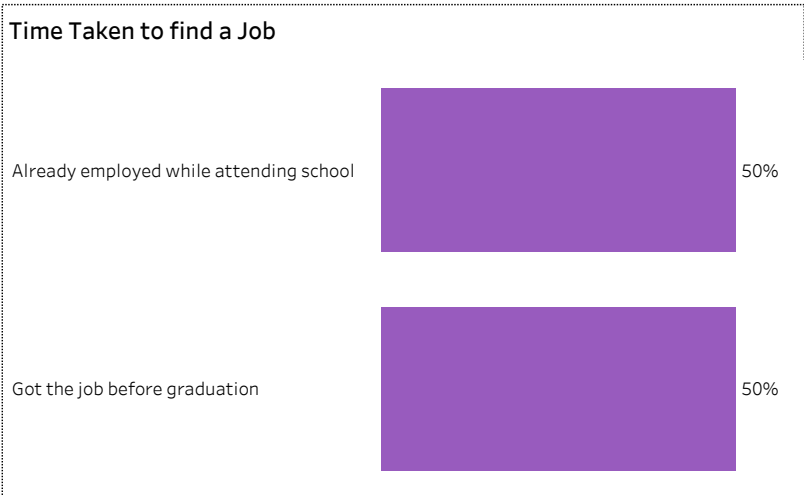
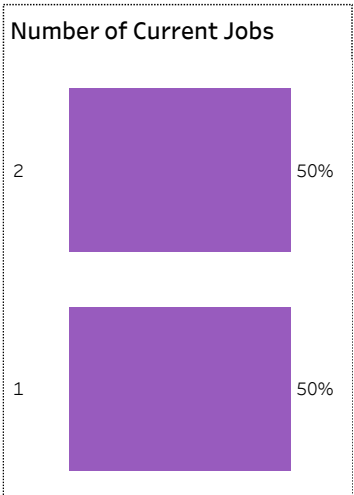
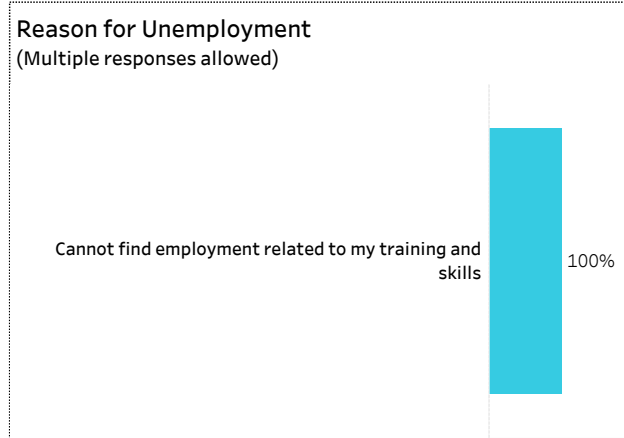
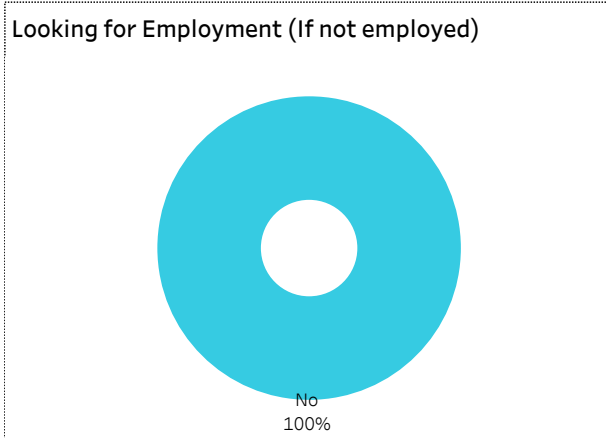
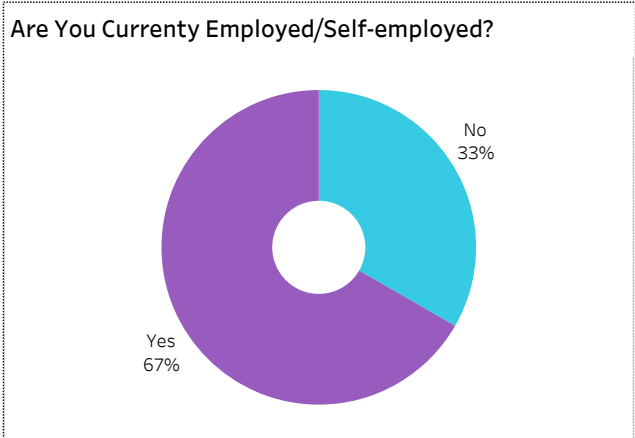
Graduate Employment (continued)



[Click on button to RESET Filters](#)

Number of Respondents: **3**

School: **Human Services & Community Safety** | Program: **Early Childhood Education** | Credential: **Certificate** | Admin Campus: **Regina**
| Base/CE: **Con Ed - Sask Polytech Delivered** | Indigenous: **Non-Indigenous**





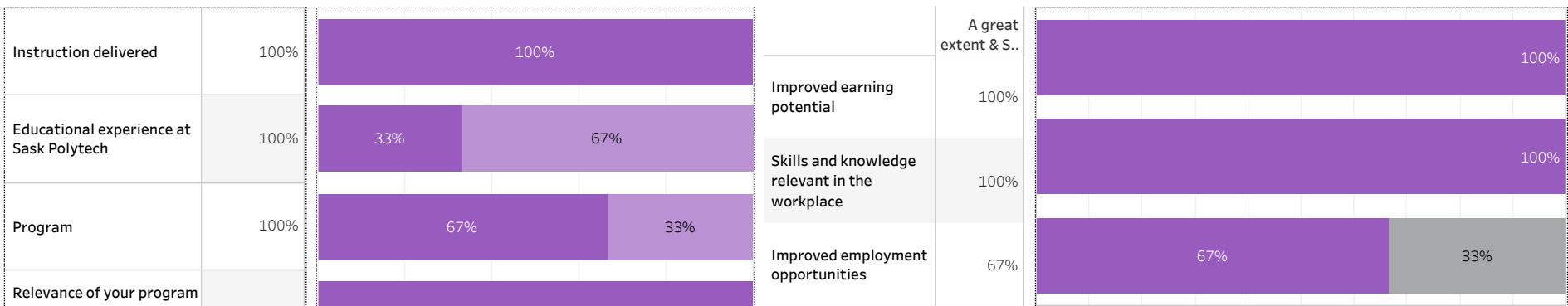
2019-20 Graduate Follow-up Survey Summary of Results (page 4/5) Satisfaction and Program Benefits



[Click on button to RESET Filters](#)

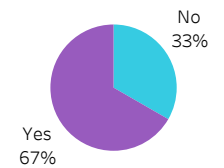
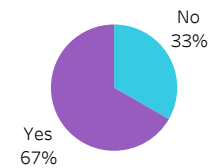
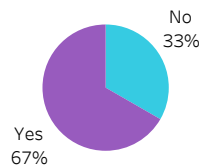
Number of Respondents 3	School: Human Services & Community Safety Program: Early Childhood Education Credential: Certificate Admin Campus: Regina Base/CE: Con Ed - Sask Polytech Delivered Indigenous: Non-Indigenous
--	---

Level of Satisfaction	Very Satisfied & Somewhat Satisfied	<ul style="list-style-type: none"> ■ Very satisfied ■ Somewhat satisfied ■ Very dissatisfied ■ Not sure 	Program Benefits	A Great Extent & Some Extent	<ul style="list-style-type: none"> ■ Not applicable ■ A great extent
------------------------------	-------------------------------------	--	-------------------------	------------------------------	--



Satisfaction with Sask Polytech

Are you satisfied with your decision to attend Sask Polytech? Would you recommend Sask Polytech to others? Would you recommend your program to others?






2019-20 Graduate Follow-up Survey Summary of Results (page 5/5) Further Post-Secondary Education



[Click on button to RESET Filters](#)

Number of Respondents 3	School: Human Services & Community Safety Program: Early Childhood Education Credential: Certificate Admin Campus: Regina Base/CE: Con Ed - Sask Polytech Delivered Indigenous: Non-Indigenous
-----------------------------------	---

Currently Taking Further PSE 	Enrolment Status	Current Program Related to Program Completed at Sask Polytech
---	------------------	---

Type of Post-Secondary Institution Enroled in

Among the students who pursued further education, 25% indicated the program was not related to the one they completed at Sask Polytech. Common reasons cited by the graduates who were studying in an unrelated field were to be able to change career choice, to have more/better career choices, and difficulty of finding employment in their previous field of study.

Institutional Research and Analysis



2019-20 Graduate Follow-up Survey Summary of Results (page 1/5) Respondent Profile



[Click on button to RESET Filters](#)

Number of Respondents
15

School: **Human Services & Community Safety** | Program: **Early Childhood Education** | Credential: **Certificate** |
Admin Campus: **Saskatoon** | Base/CE: **Base** | Indigenous: **All**

School

Human Services & Community Safety

100%

Location of Current Residence

Saskatoon

73%

Elsewhere in SK

27%

Indigenous Status

27%
Indigenous

73%
Non-Indigenous

Credentials

Certificate

100%

Base/CE

100%
Base

Disability

7%
Disabled

93%
Disability Not Declared

Gender

7%
Male

93%
Female

Visible Minority

13%
Visible Minority

87%
Vis Min Not Declared



2019-20 Graduate Follow-up Survey Summary of Results (page 2/5) Graduate Employment



[Click on button to RESET Filters](#)

Number of Respondents
15

School: **Human Services & Community Safety** | Program: **Early Childhood Education** | Credential: **Certificate** | Admin Campus: **Saskatoon** |
Base/CE: **Base** | Indigenous: **All**

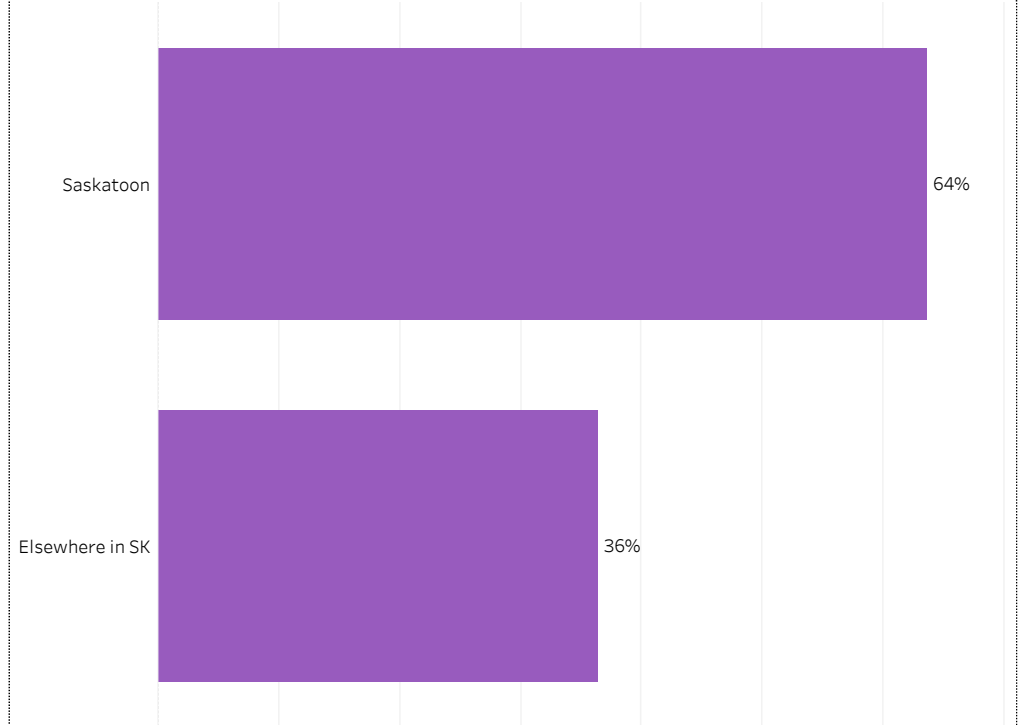
Overall Employment Rate

#Available Workforce	# of Grads Employed	Employment Rate	# of Fulltime Employed Grads	Full-time Employment Rate
12	11	92%	7	58%

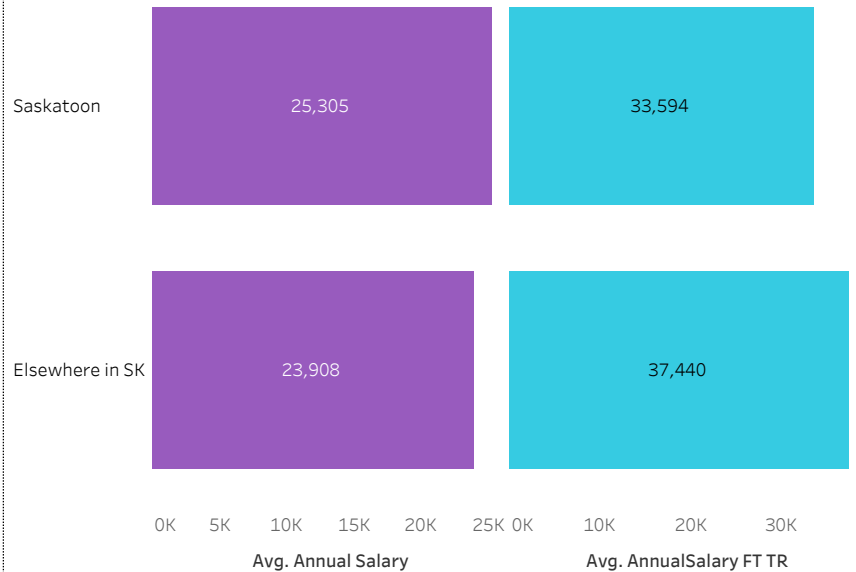
Training Related (TR) Employment

#Available Workforce	# of TR Employed Grads	TR Employment Rate	# of Fulltime TR Employed Grads	Full-time TR Employment Rate
12	10	83%	7	58%

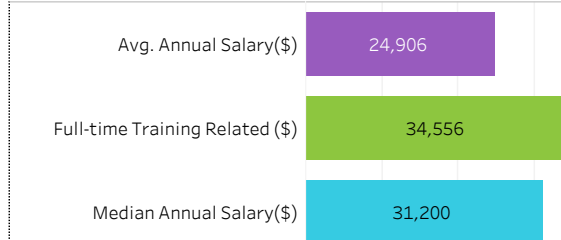
Location of Employment



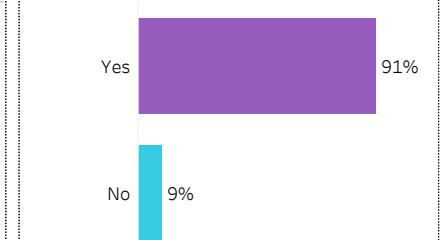
Average Salaries by Location of Employment



Average/Median Salary



Relatedness of Job to Training



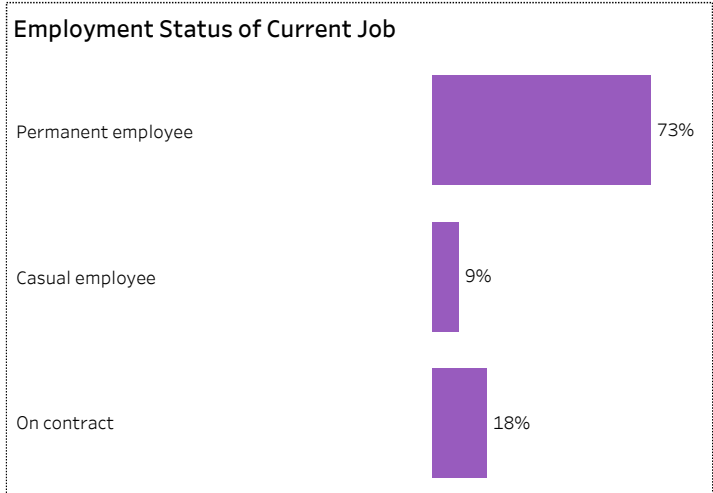
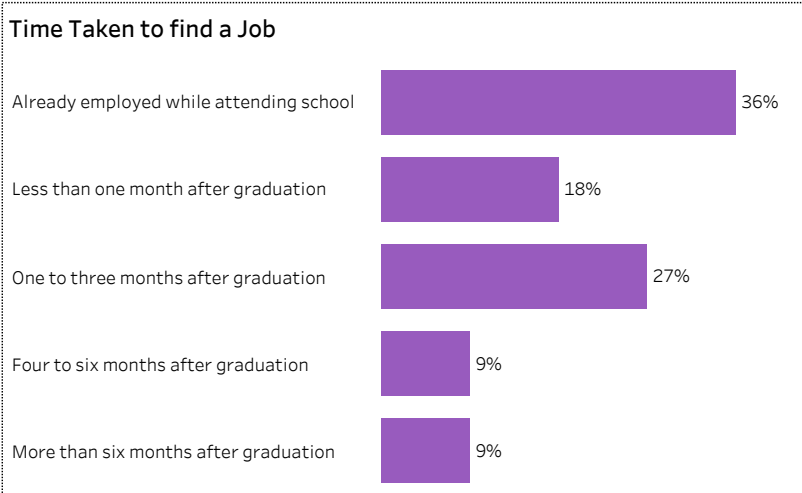
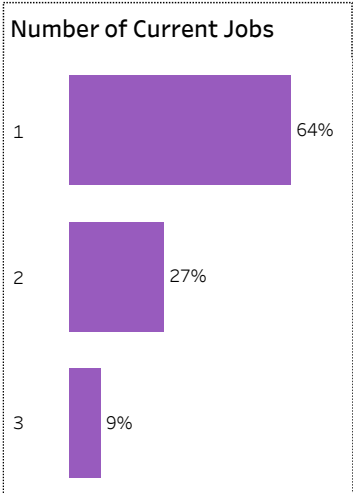
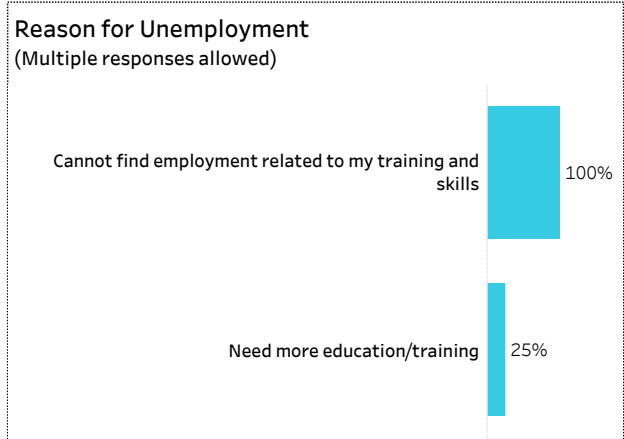
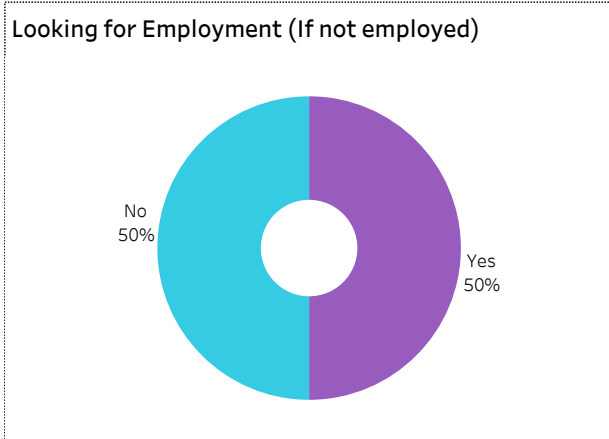
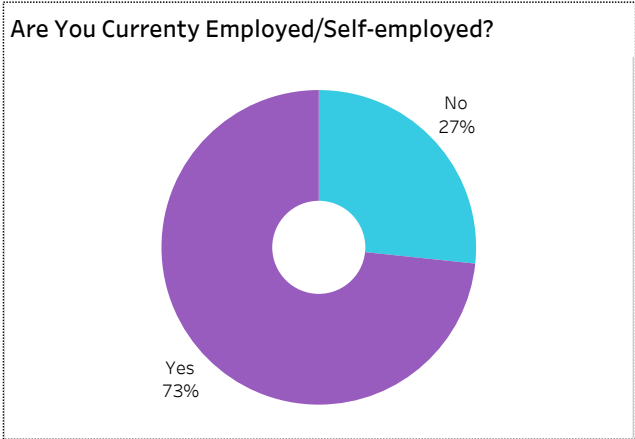


2019-20 Graduate Follow-up Survey Summary of Results (page 3/5) Graduate Employment (continued)



[Click on button to RESET Filters](#)

Number of Respondents **15** | School: **Human Services & Community Safety** | Program: **Early Childhood Education** | Credential: **Certificate** | Admin Campus: **Saskatoon** | Base/CE: **Base** | Indigenous: **All**





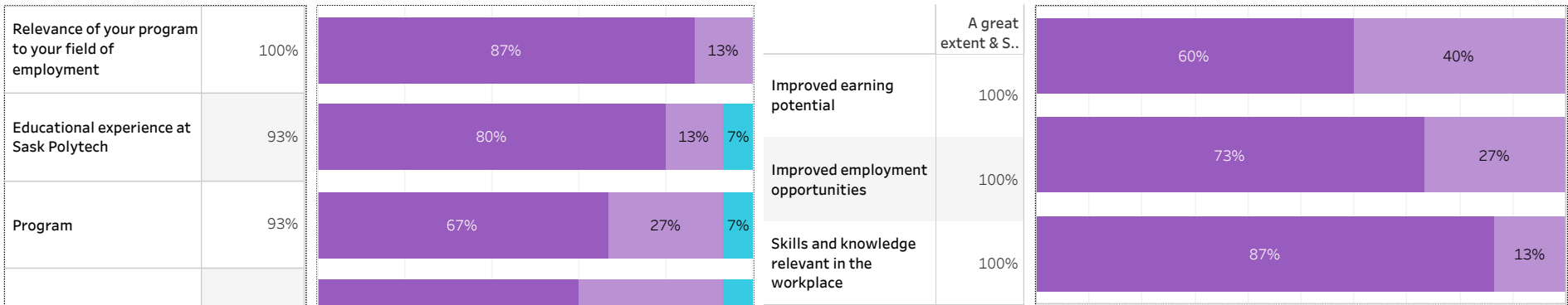
2019-20 Graduate Follow-up Survey Summary of Results (page 4/5) Satisfaction and Program Benefits



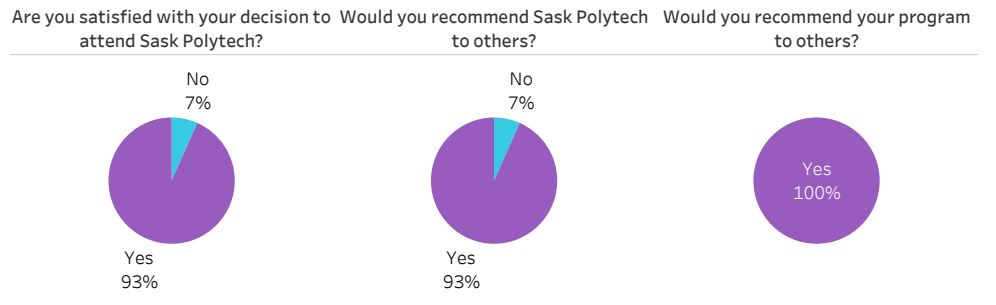
Click on button to RESET Filters

Number of Respondents 15	School: Human Services & Community Safety Program: Early Childhood Education Credential: Certificate Admin Campus: Saskatoon Base/CE: Base Indigenous: All
--	--

Level of Satisfaction	Very Satisfied & Somewhat Satisfied	<ul style="list-style-type: none"> ■ Very satisfied ■ Not sure ■ Somewhat satisfied ■ Very dissatisfied ■ Somewhat dissatisfied 	Program Benefits	A Great Extent & Some Extent	<ul style="list-style-type: none"> ■ Some extent ■ A great extent
------------------------------	-------------------------------------	---	-------------------------	------------------------------	---



Satisfaction with Sask Polytech



Institutional Research and Analysis

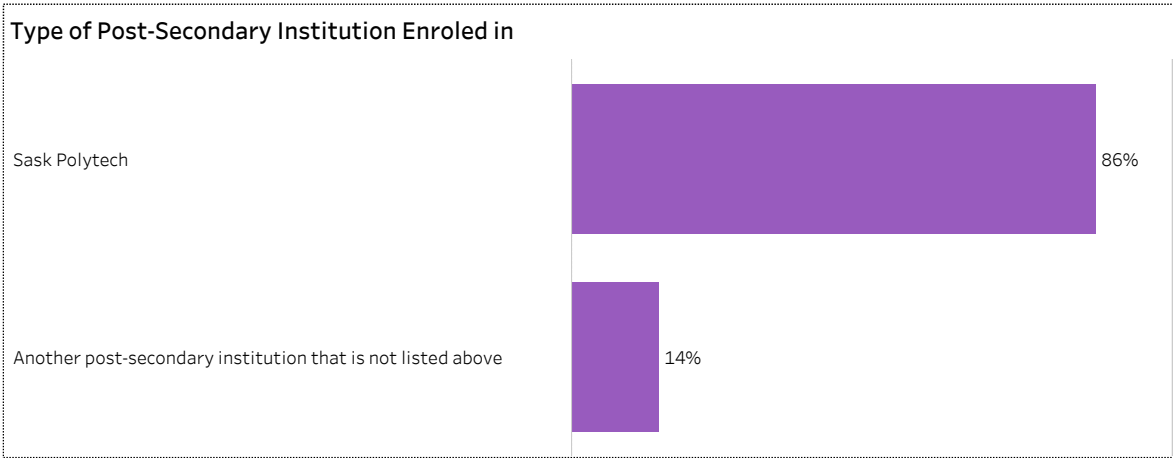
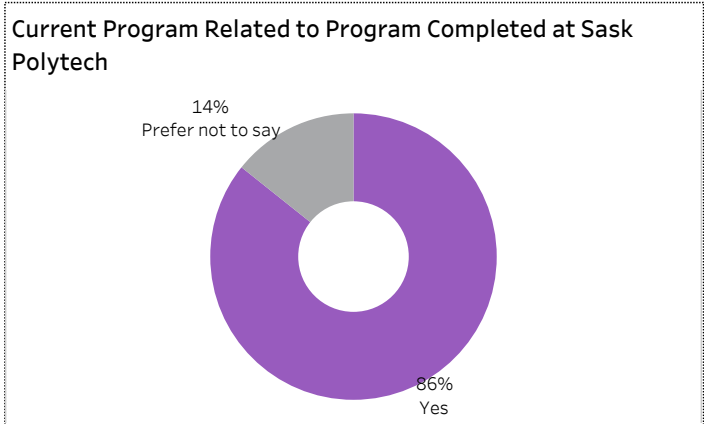
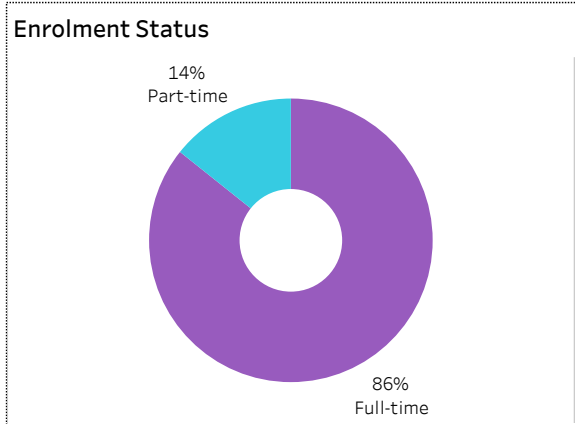
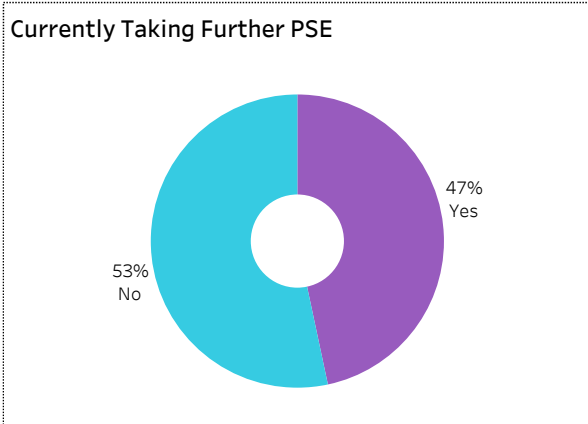


2019-20 Graduate Follow-up Survey Summary of Results (page 5/5) Further Post-Secondary Education



[Click on button to RESET Filters](#)

Number of Respondents: **15**
School: **Human Services & Community Safety** | Program: **Early Childhood Education** | Credential: **Certificate** | Admin Campus: **Saskatoon** | Base/CE: **Base** | Indigenous: **All**



Among the students who pursued further education, 25% indicated the program was not related to the one they completed at Sask Polytech. Common reasons cited by the graduates who were studying in an unrelated field were to be able to change career choice, to have more/better career choices, and difficulty of finding employment in their previous field of study.

Institutional Research and Analysis

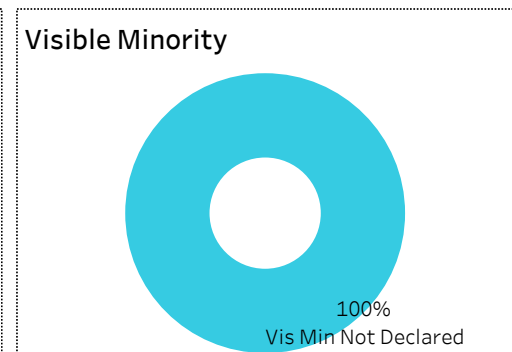
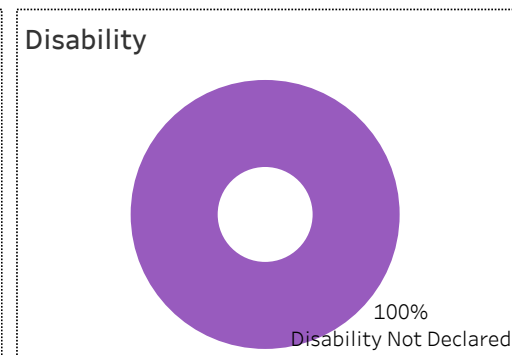

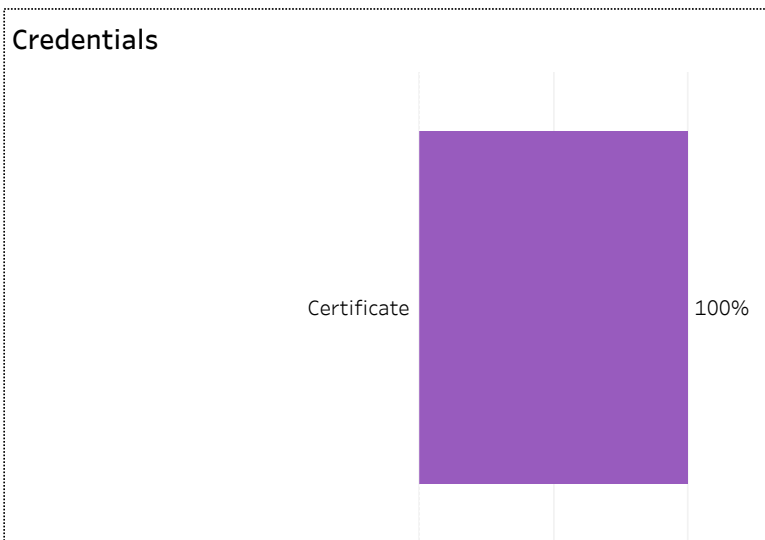
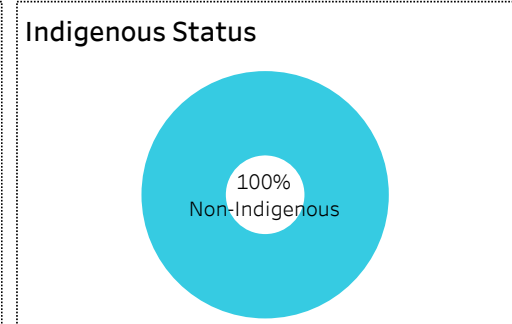
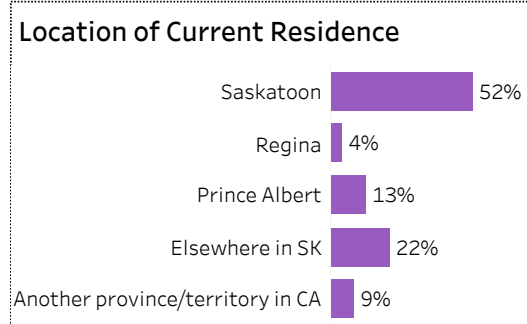


2019-20 Graduate Follow-up Survey Summary of Results (page 1/5) Respondent Profile



[Click on button to RESET Filters](#)

Number of Respondents: **23**
School: **Human Services & Community Safety** | Program: **Early Childhood Education** | Credential: **Certificate** |
Admin Campus: **Saskatoon** | Base/CE: **Con Ed - Sask Polytech Delivered** | Indigenous: **Non-Indigenous**





2019-20 Graduate Follow-up Survey Summary of Results (page 2/5) Graduate Employment



[Click on button to RESET Filters](#)

Number of Respondents
23

School: **Human Services & Community Safety** | Program: **Early Childhood Education** | Credential: **Certificate** | Admin Campus: **Saskatoon** |
Base/CE: **Con Ed - Sask Polytech Delivered** | Indigenous: **Non-Indigenous**

Overall Employment Rate

#Available Workforce	# of Grads Employed	Employment Rate	# of Fulltime Employed Grads	Full-time Employment Rate
19	19	100%	16	84%

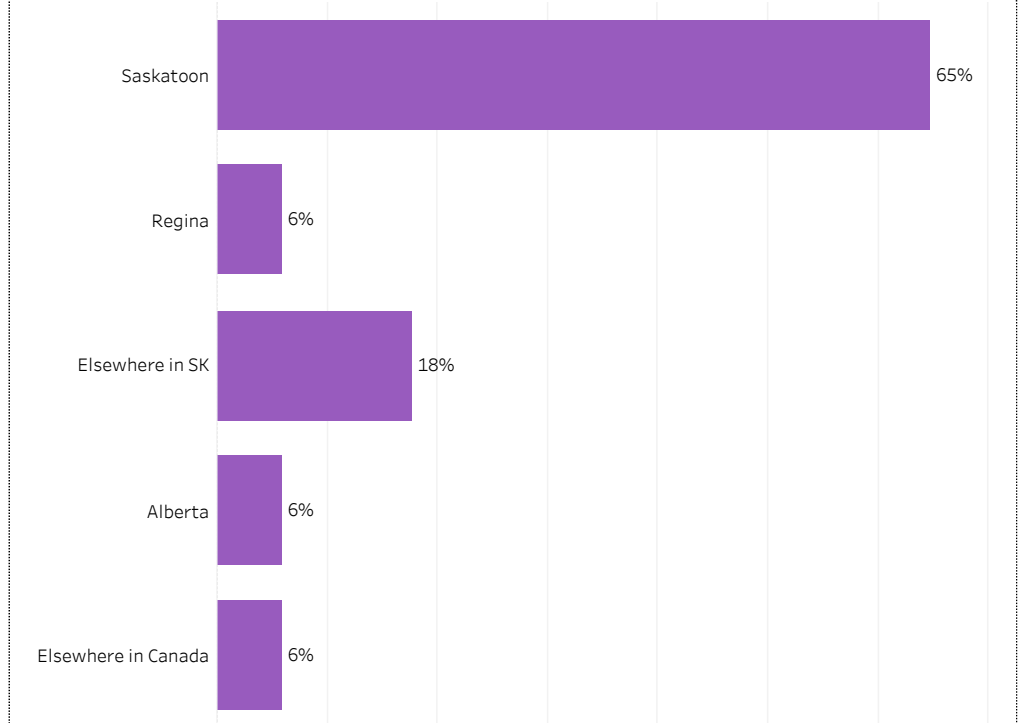
Training Related (TR) Employment

#Available Workforce	# of TR Employed Grads	TR Employment Rate	# of Fulltime TR Employed Grads	Full-time TR Employment Rate
19	17	89%	16	84%


Average Salaries by Location of Employment



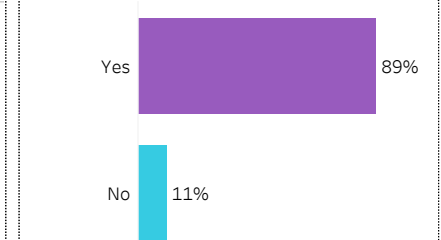
Location of Employment



Average/Median Salary



Relatedness of Job to Training





2019-20 Graduate Follow-up Survey

Summary of Results (page 3/5)

Graduate Employment (continued)

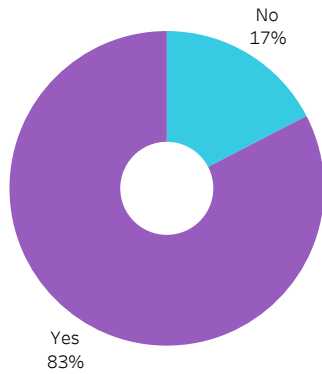


[Click on button to RESET Filters](#)

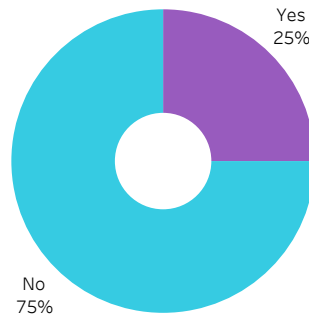
Number of Respondents
23

School: **Human Services & Community Safety** | Program: **Early Childhood Education** | Credential: **Certificate** | Admin Campus: **Saskatoon** | Base/CE: **Con Ed - Sask Polytech Delivered** | Indigenous: **Non-Indigenous**

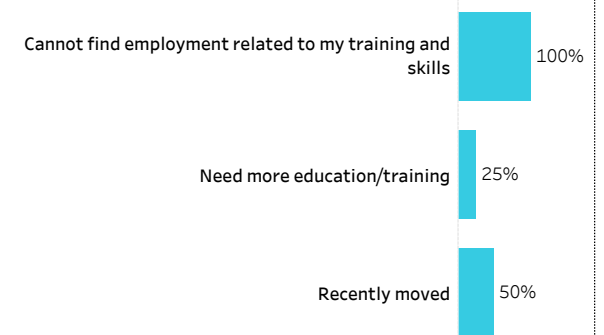
Are You Currenty Employed/Self-employed?



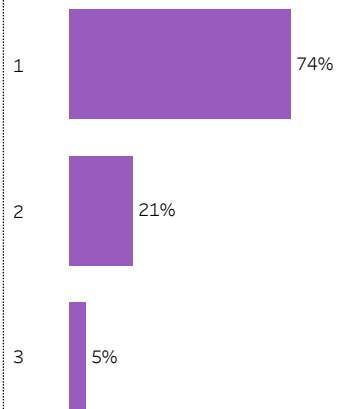
Looking for Employment (If not employed)



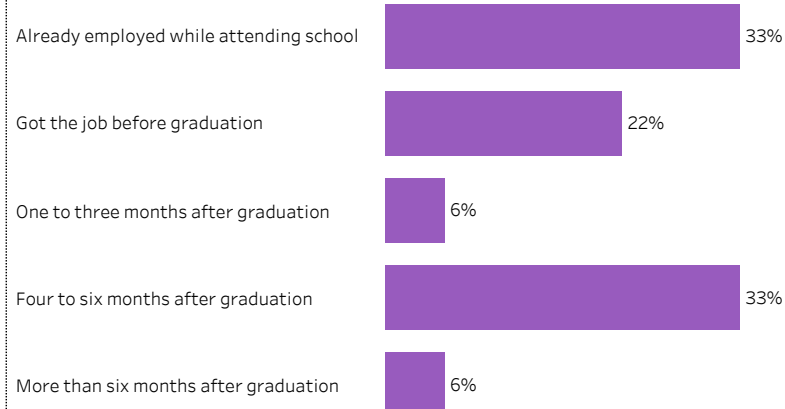
Reason for Unemployment (Multiple responses allowed)



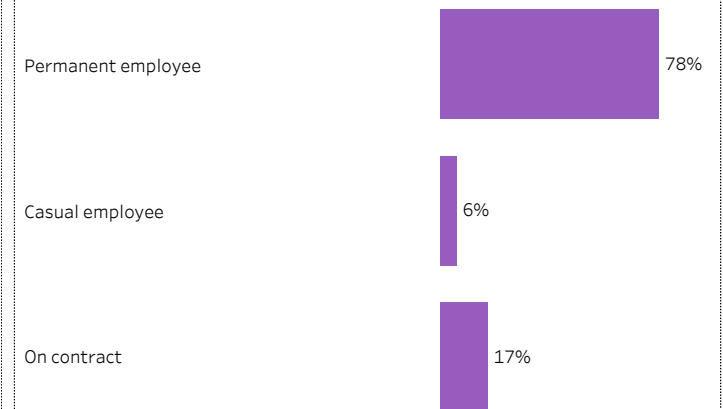
Number of Current Jobs



Time Taken to find a Job



Employment Status of Current Job





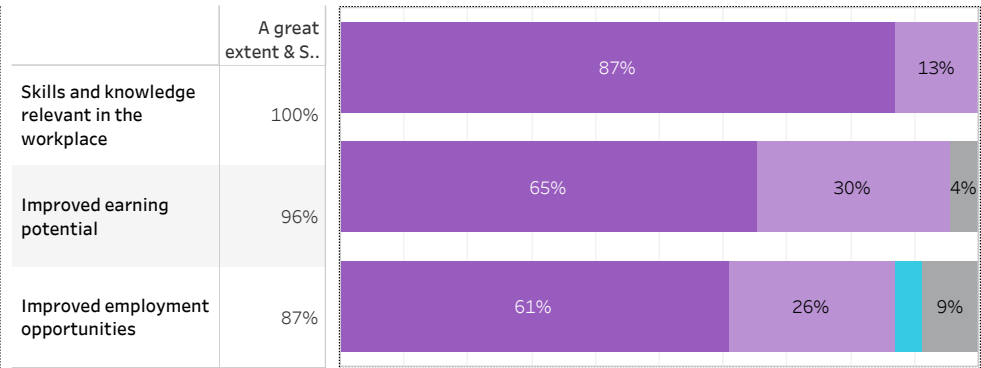
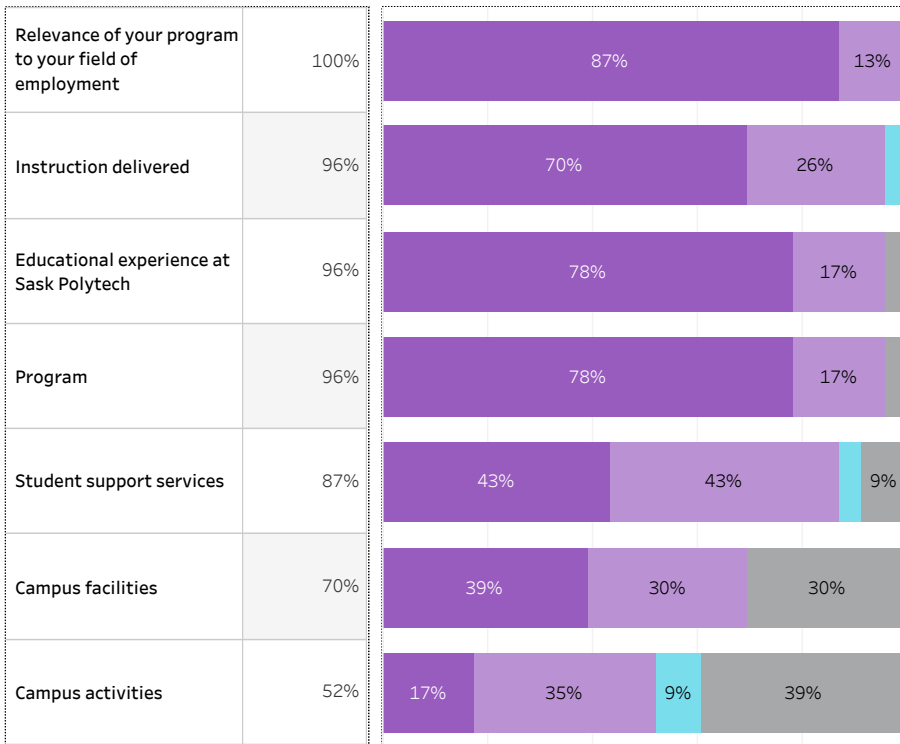
2019-20 Graduate Follow-up Survey Summary of Results (page 4/5) Satisfaction and Program Benefits



[Click on button to RESET Filters](#)

Number of Respondents: **23**
 School: **Human Services & Community Safety** | Program: **Early Childhood Education** | Credential: **Certificate** | Admin Campus: **Saskatoon** | Base/CE: **Con Ed - Sask Polytech Delivered** | Indigenous: **Non-Indigenous**

Level of Satisfaction	Very Satisfied & Somewhat Satisfied	<ul style="list-style-type: none"> Very satisfied Somewhat satisfied Somewhat dissatisfied Not sure 	Program Benefits	A Great Extent & Some Extent	<ul style="list-style-type: none"> A great extent Some extent No extent at all Not sure Not applicable
------------------------------	-------------------------------------	---	-------------------------	------------------------------	---



Satisfaction with Sask Polytech



Institutional Research and Analysis



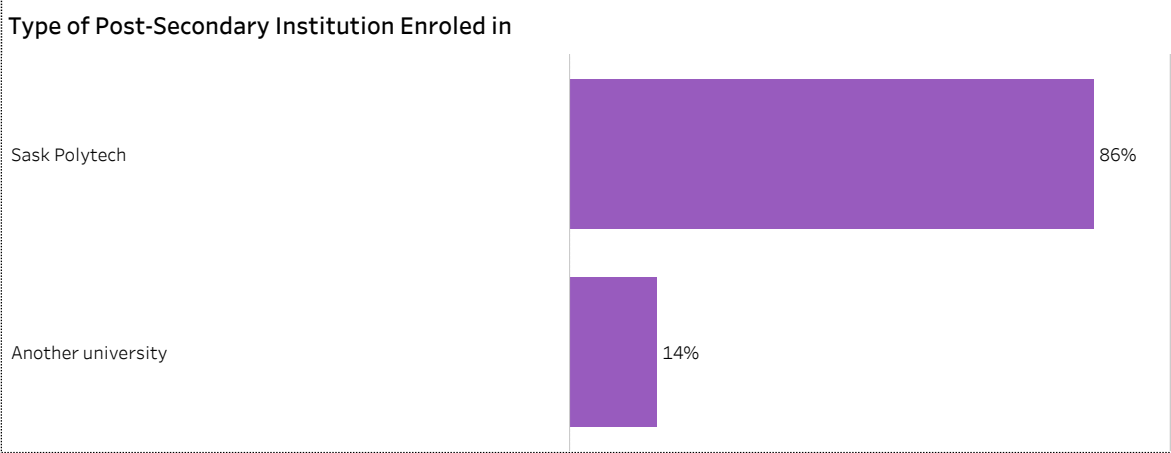
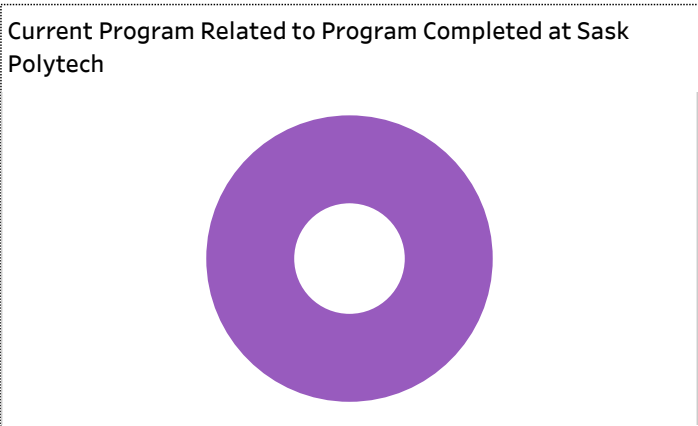
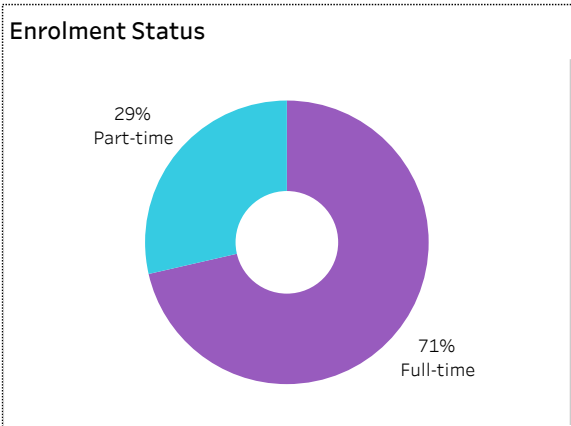
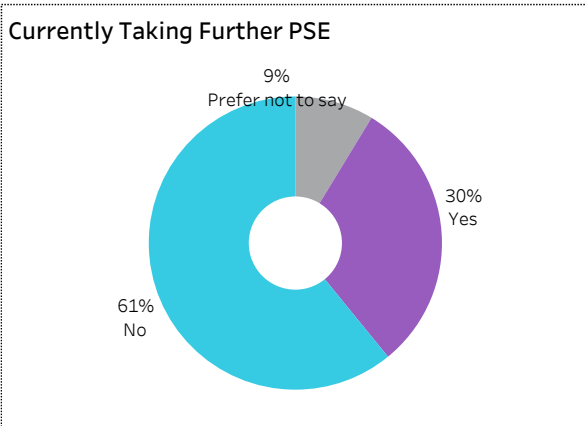
2019-20 Graduate Follow-up Survey Summary of Results (page 5/5) Further Post-Secondary Education



[Click on button to RESET Filters](#)

Number of Respondents
23

School: **Human Services & Community Safety** | Program: **Early Childhood Education** | Credential: **Certificate** | Admin Campus: **Saskatoon** | Base/CE: **Con Ed - Sask Polytech Delivered** | Indigenous: **Non-Indigenous**



Among the students who pursued further education, 25% indicated the program was not related to the one they completed at Sask Polytech. Common reasons cited by the graduates who were studying in an unrelated field were to be able to change career choice, to have more/better career choices, and difficulty of finding employment in their previous field of study.

Institutional Research and Analysis

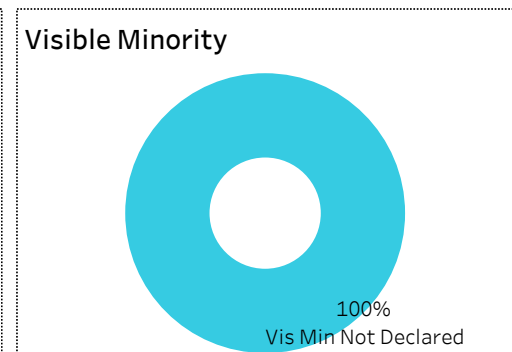
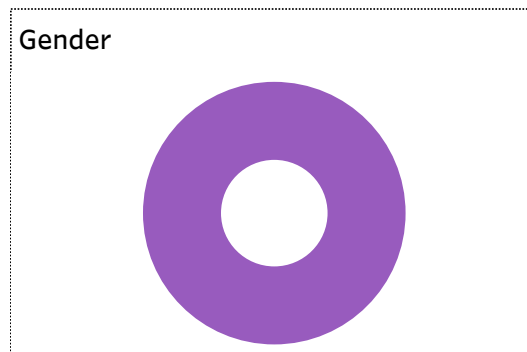
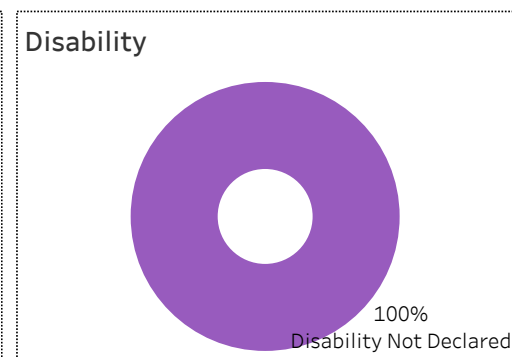
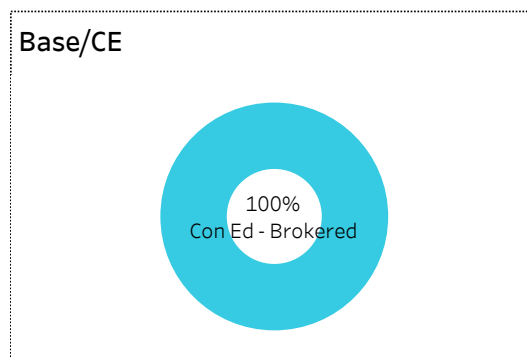
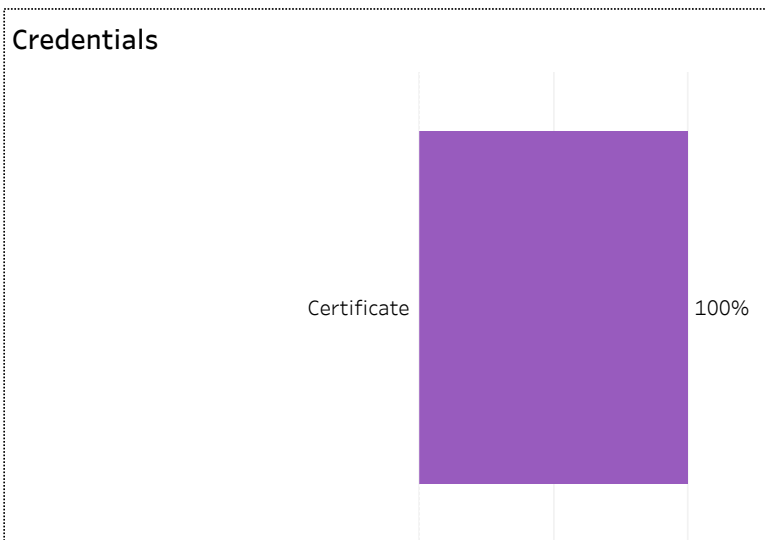
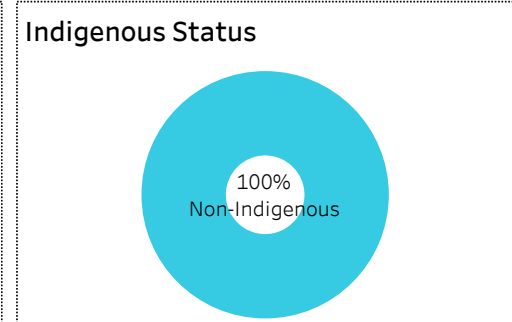
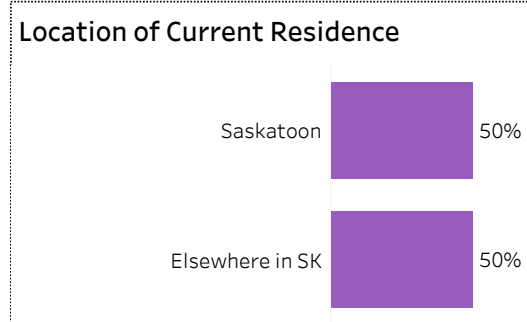


2019-20 Graduate Follow-up Survey Summary of Results (page 1/5) Respondent Profile



[Click on button to RESET Filters](#)

Number of Respondents: **2**
School: **Human Services & Community Safety** | Program: **Early Childhood Education** | Credential: **Certificate** |
Admin Campus: **Saskatoon** | Base/CE: **Con Ed - Brokered** | Indigenous: **Non-Indigenous**





2019-20 Graduate Follow-up Survey Summary of Results (page 2/5) Graduate Employment



[Click on button to RESET Filters](#)

Number of Respondents
2

School: **Human Services & Community Safety** | Program: **Early Childhood Education** | Credential: **Certificate** | Admin Campus: **Saskatoon** |
Base/CE: **Con Ed - Brokered** | Indigenous: **Non-Indigenous**


Overall Employment Rate

#Available Workforce	# of Grads Employed	Employment Rate	# of Fulltime Employed Grads	Full-time Employment Rate
2	2	100%	2	100%

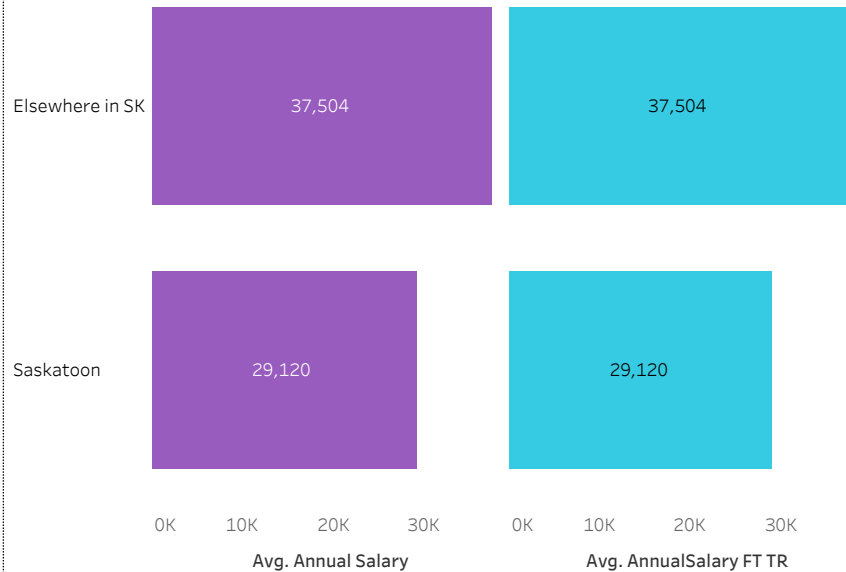
Training Related (TR) Employment

#Available Workforce	# of TR Employed Grads	TR Employment Rate	# of Fulltime TR Employed Grads	Full-time TR Employment Rate
2	2	100%	2	100%

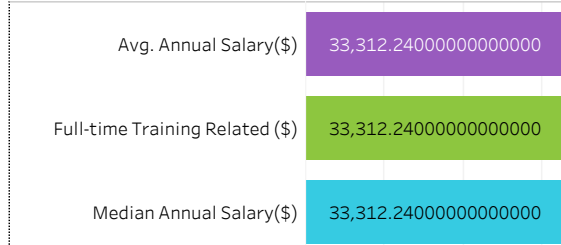
Location of Employment



Average Salaries by Location of Employment



Average/Median Salary



Relatedness of Job to Training





2019-20 Graduate Follow-up Survey

Summary of Results (page 3/5)

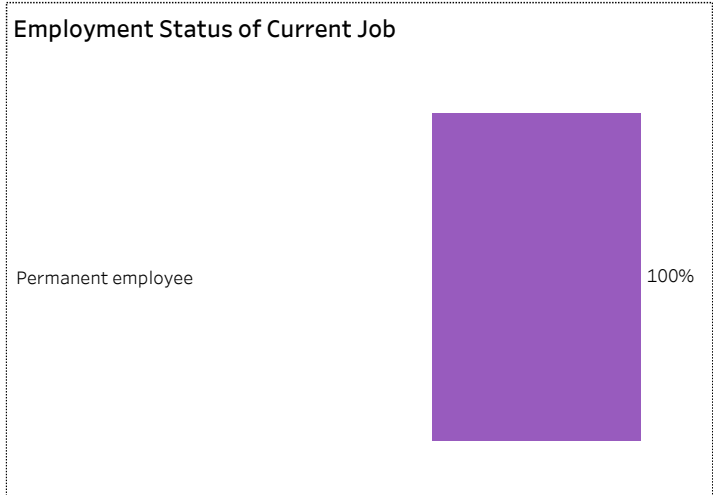
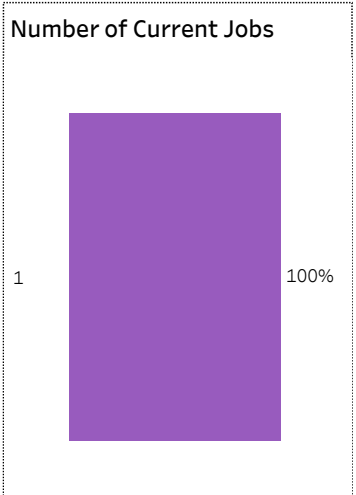

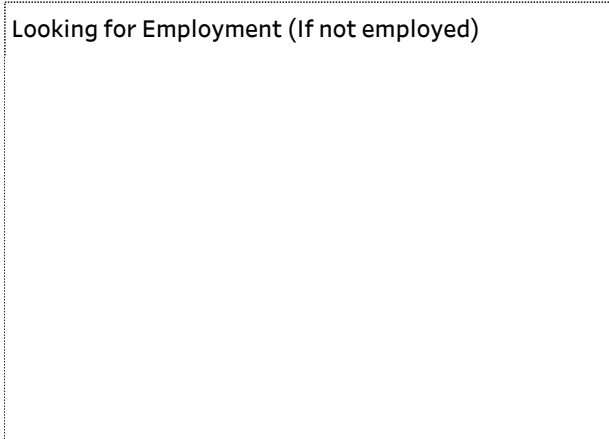
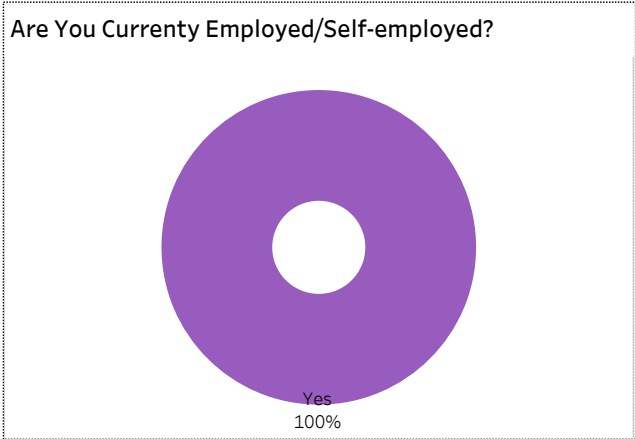
Graduate Employment (continued)



[Click on button to RESET Filters](#)

Number of Respondents: **2**

School: **Human Services & Community Safety** | Program: **Early Childhood Education** | Credential: **Certificate** | Admin Campus: **Saskatoon** | Base/CE: **Con Ed - Brokered** | Indigenous: **Non-Indigenous**





2019-20 Graduate Follow-up Survey Summary of Results (page 4/5) Satisfaction and Program Benefits

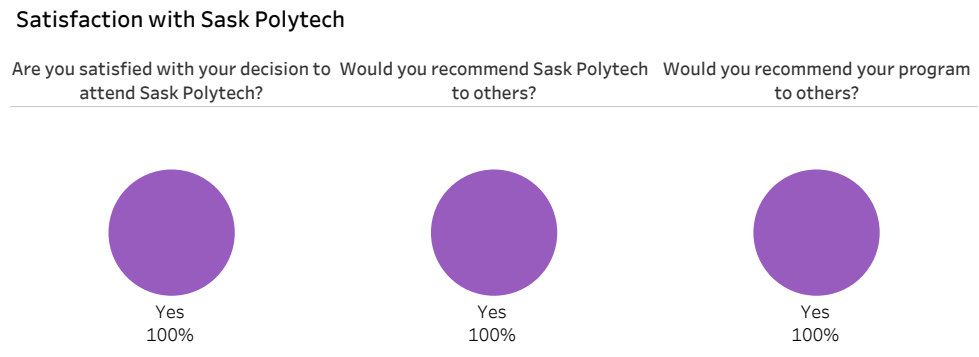


Click on button to RESET Filters

Number of Respondents 2	School: Human Services & Community Safety Program: Early Childhood Education Credential: Certificate Admin Campus: Saskatoon Base/CE: Con Ed - Brokered Indigenous: Non-Indigenous
---	--

Level of Satisfaction	Very Satisfied & Somewhat Satisfied	<ul style="list-style-type: none"> Very satisfied Somewhat satisfied 	Program Benefits	A Great Extent & Some Extent	<ul style="list-style-type: none"> Some extent A great extent
------------------------------	-------------------------------------	--	-------------------------	------------------------------	---

Campus activities	100%		A great extent & S..	100%	
Campus facilities	100%		Improved earning potential	100%	
Instruction delivered	100%		Improved employment opportunities	100%	
Educational experience at Sask Polytech	100%		Skills and knowledge relevant in the workplace	100%	



Institutional Research and Analysis

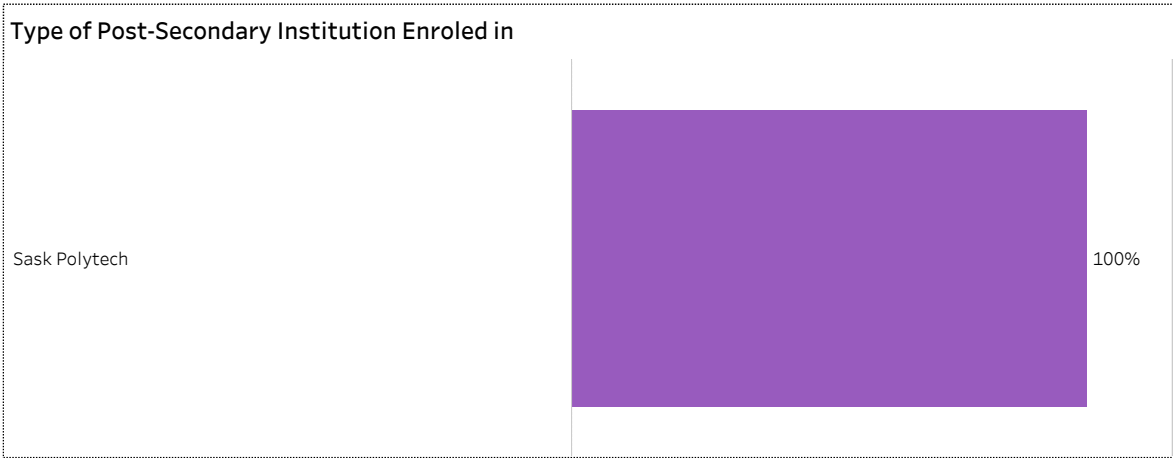
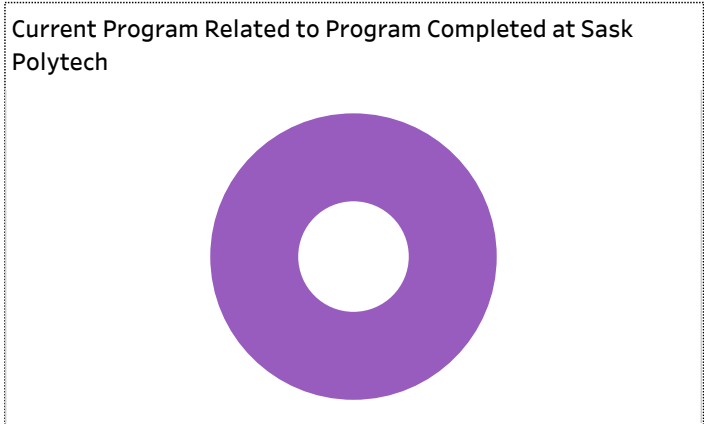
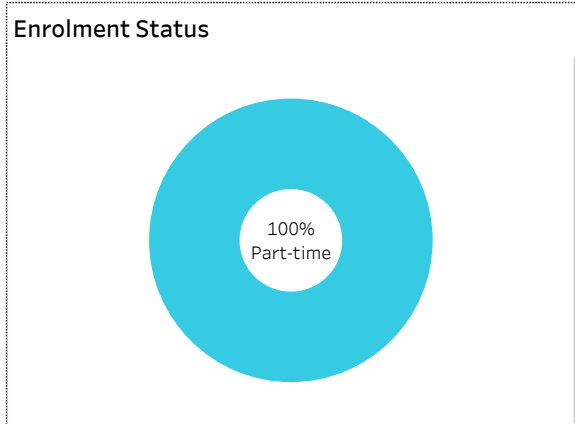
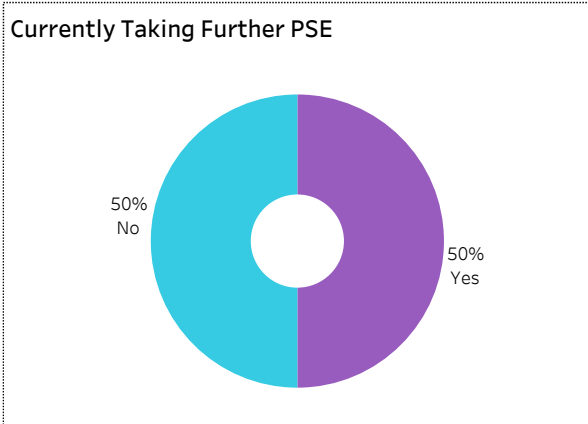


2019-20 Graduate Follow-up Survey Summary of Results (page 5/5) Further Post-Secondary Education



[Click on button to RESET Filters](#)

Number of Respondents: **2**
School: **Human Services & Community Safety** | Program: **Early Childhood Education** | Credential: **Certificate** | Admin Campus: **Saskatoon** | Base/CE: **Con Ed - Brokered** | Indigenous: **Non-Indigenous**



Among the students who pursued further education, 25% indicated the program was not related to the one they completed at Sask Polytech. Common reasons cited by the graduates who were studying in an unrelated field were to be able to change career choice, to have more/better career choices, and difficulty of finding employment in their previous field of study.

Institutional Research and Analysis



2019-20 Graduate Follow-up Survey Summary of Results (page 1/5) Respondent Profile



[Click on button to RESET Filters](#)

Number of Respondents
15

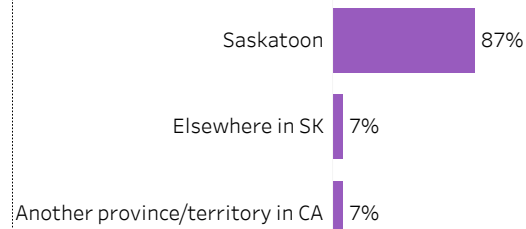
School: **Human Services & Community Safety** | Program: **Educational Assistant** | Credential: **Certificate** | Admin
Campus: **Saskatoon** | Base/CE: **Base** | Indigenous: **All**

School

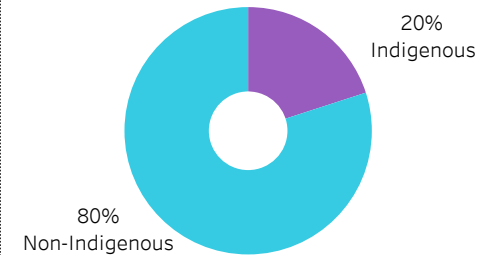
Human Services & Community Safety

100%

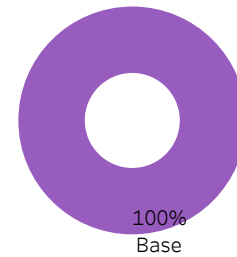
Location of Current Residence



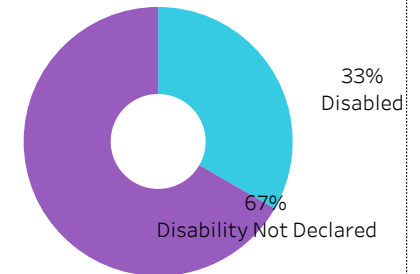
Indigenous Status



Base/CE



Disability

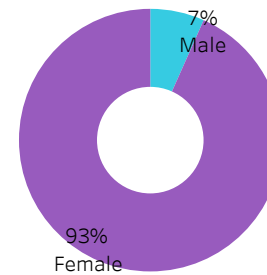


Credentials

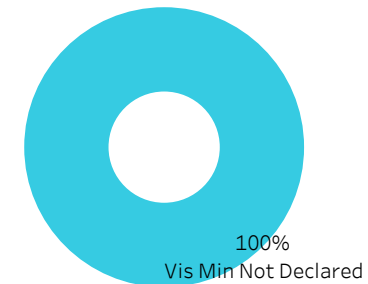
Certificate

100%

Gender



Visible Minority





2019-20 Graduate Follow-up Survey Summary of Results (page 2/5) Graduate Employment



[Click on button to RESET Filters](#)

Number of Respondents
15

School: **Human Services & Community Safety** | Program: **Educational Assistant** | Credential: **Certificate** | Admin Campus: **Saskatoon** | Base/CE: **Base** | Indigenous: **All**

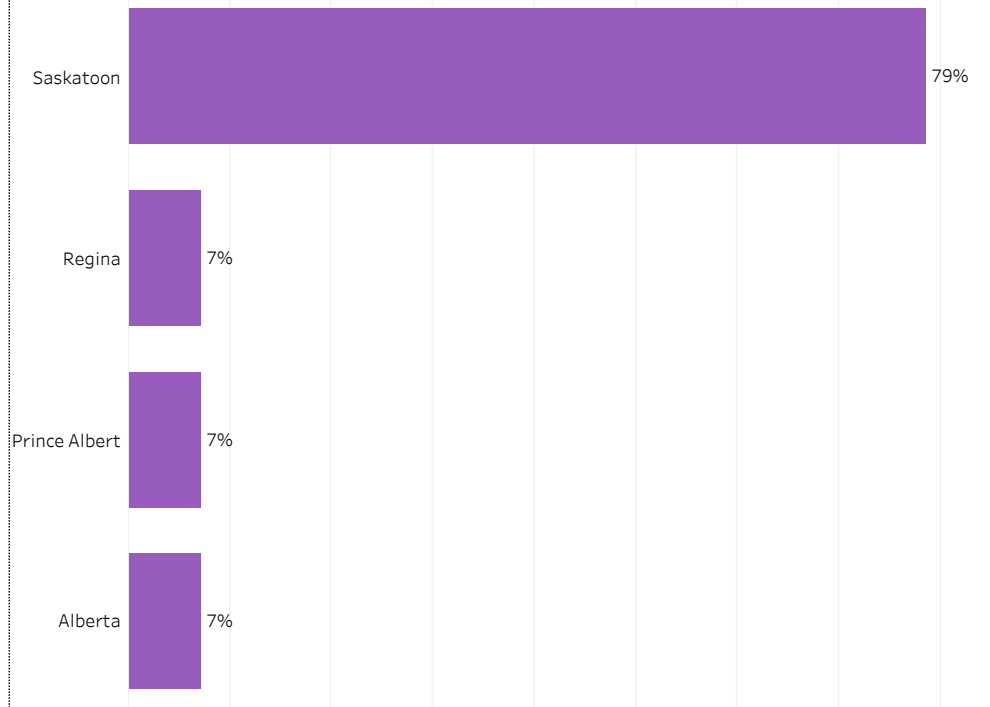
Overall Employment Rate

#Available Workforce	# of Grads Employed	Employment Rate	# of Fulltime Employed Grads	Full-time Employment Rate
14	14	100%	12	86%

Training Related (TR) Employment

#Available Workforce	# of TR Employed Grads	TR Employment Rate	# of Fulltime TR Employed Grads	Full -time TR Employment Rate
14	14	100%	12	86%

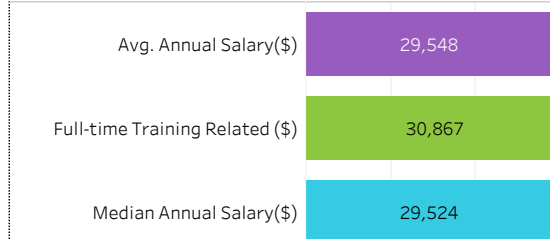
Location of Employment



Average Salaries by Location of Employment



Average/Median Salary



Relatedness of Job to Training



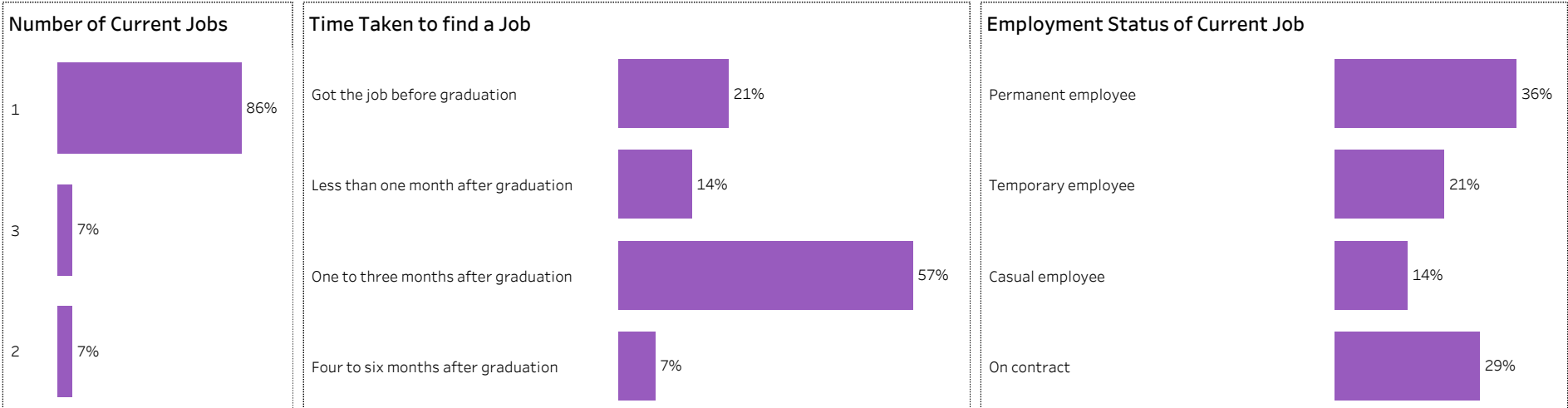
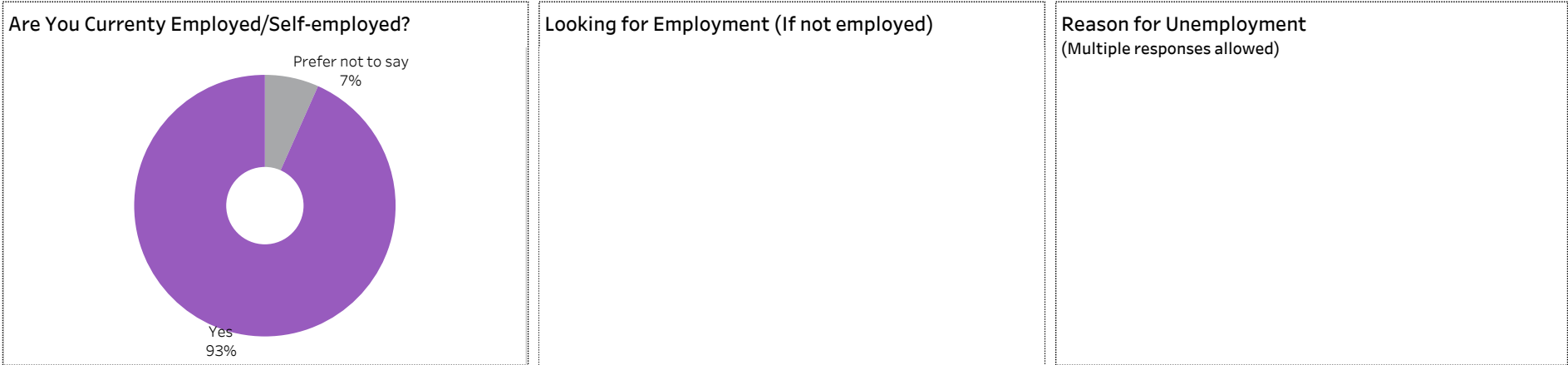


2019-20 Graduate Follow-up Survey
 Summary of Results (page 3/5)
 Graduate Employment (continued)



[Click on button to RESET Filters](#)

Number of Respondents: **15**
 School: **Human Services & Community Safety** | Program: **Educational Assistant** | Credential: **Certificate** | Admin Campus: **Saskatoon** |
 Base/CE: **Base** | Indigenous: **All**





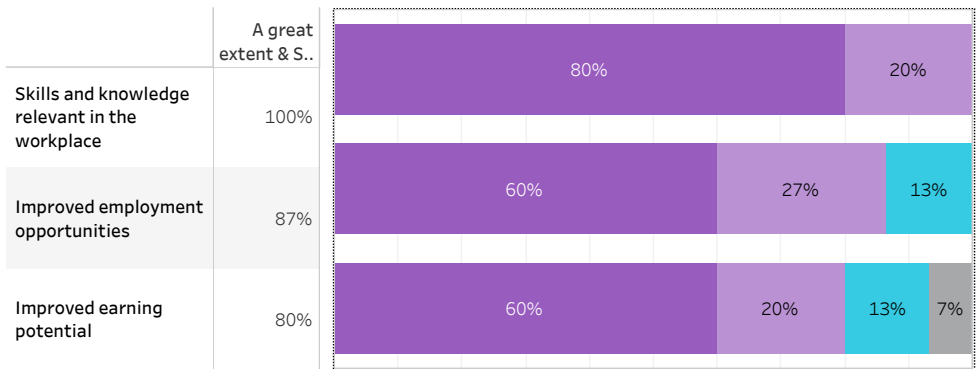
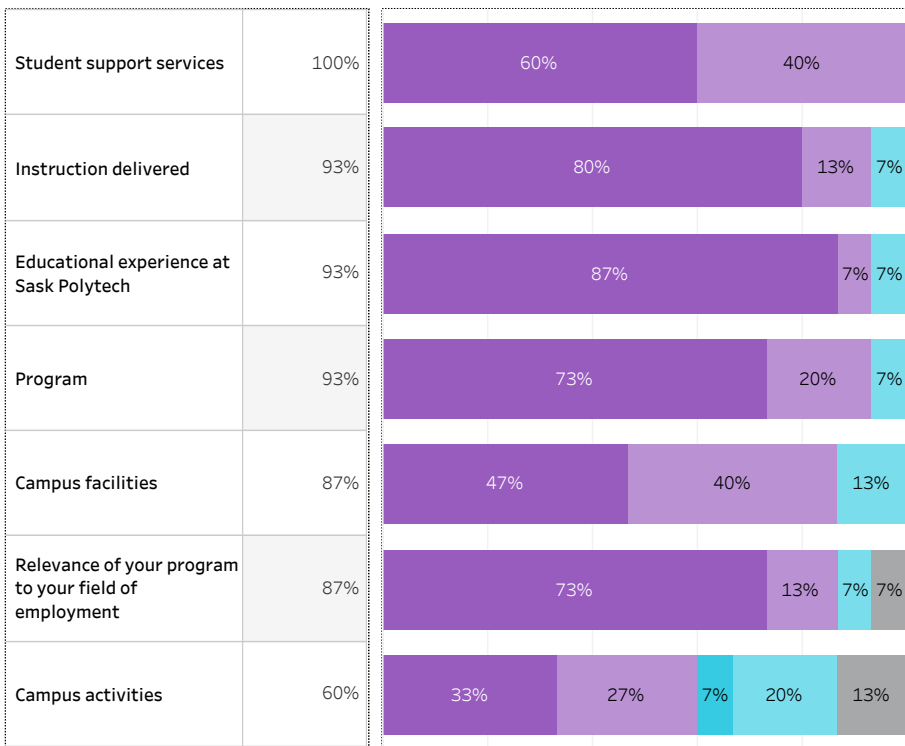
2019-20 Graduate Follow-up Survey Summary of Results (page 4/5) Satisfaction and Program Benefits



Click on button to RESET Filters

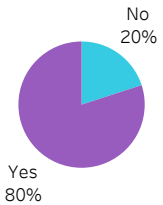
Number of Respondents 15	School: Human Services & Community Safety Program: Educational Assistant Credential: Certificate Admin Campus: Saskatoon Base/CE: Base Indigenous: All
------------------------------------	---

Level of Satisfaction	Very Satisfied & Somewhat Satisfied	<ul style="list-style-type: none"> Very satisfied Somewhat satisfied Very dissatisfied Somewhat dissatisfied Not sure 	Program Benefits	A Great Extent & Some Extent	<ul style="list-style-type: none"> No extent at all Some extent A great extent Not sure
------------------------------	-------------------------------------	--	-------------------------	------------------------------	---



Satisfaction with Sask Polytech

Are you satisfied with your decision to attend Sask Polytech? | Would you recommend Sask Polytech to others? | Would you recommend your program to others?



Institutional Research and Analysis

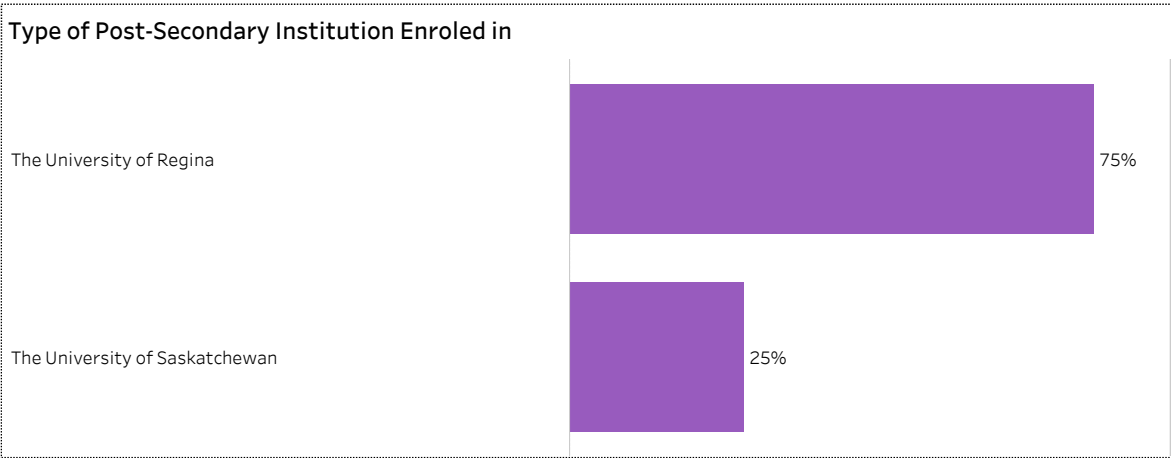
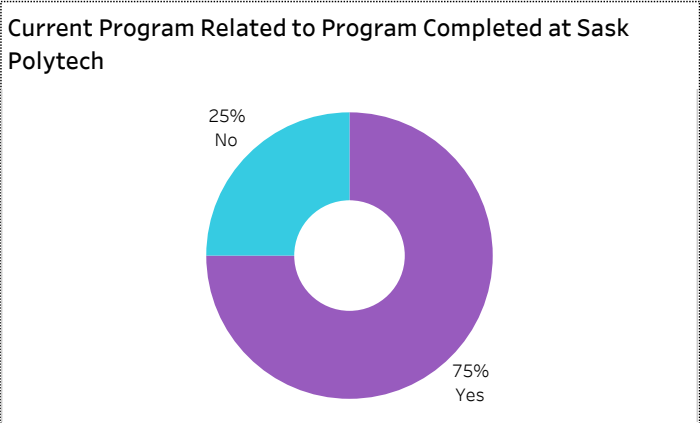
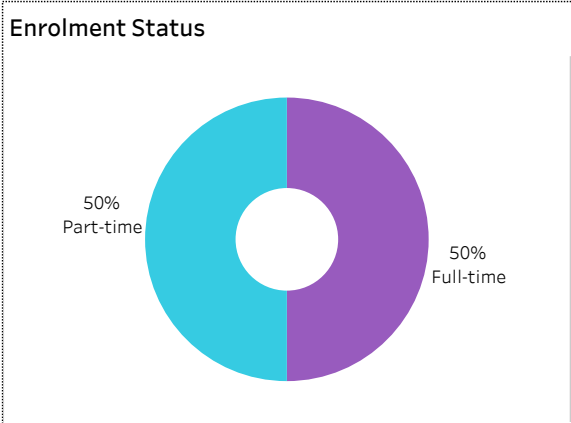
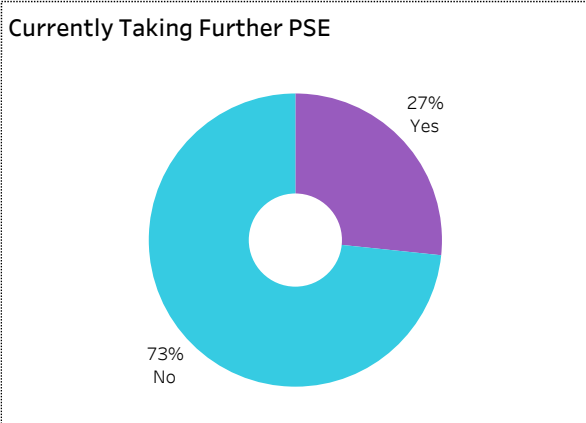


2019-20 Graduate Follow-up Survey Summary of Results (page 5/5) Further Post-Secondary Education



[Click on button to RESET Filters](#)

Number of Respondents: **15**
School: **Human Services & Community Safety** | Program: **Educational Assistant** | Credential: **Certificate** | Admin Campus: **Saskatoon** |
Base/CE: **Base** | Indigenous: **All**



Among the students who pursued further education, 25% indicated the program was not related to the one they completed at Sask Polytech. Common reasons cited by the graduates who were studying in an unrelated field were to be able to change career choice, to have more/better career choices, and difficulty of finding employment in their previous field of study.

Institutional Research and Analysis



2019-20 Graduate Follow-up Survey

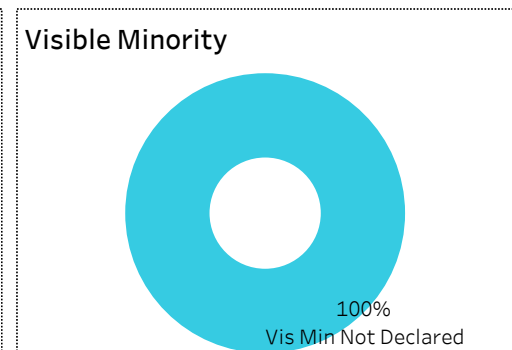
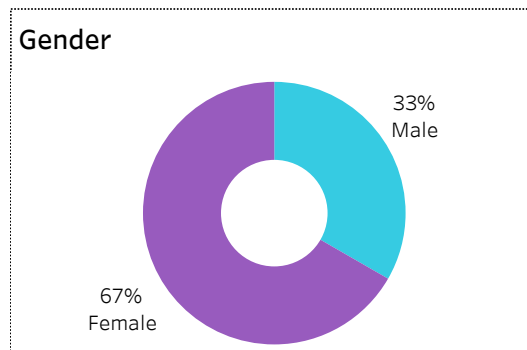
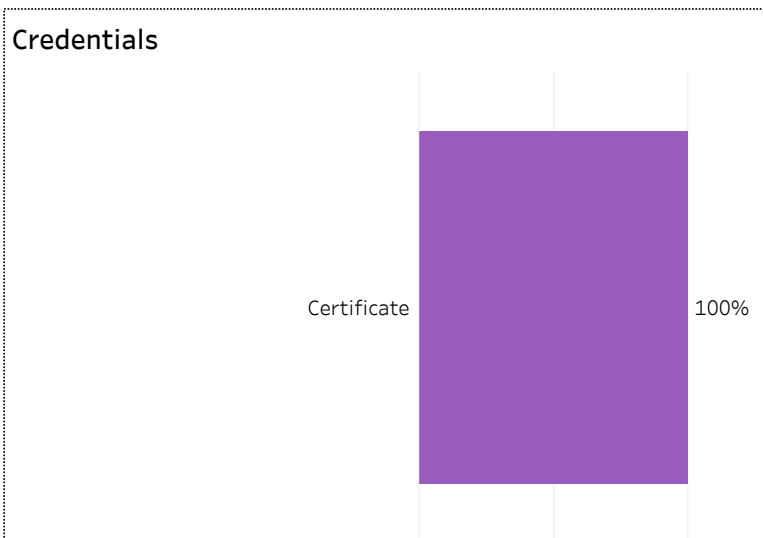
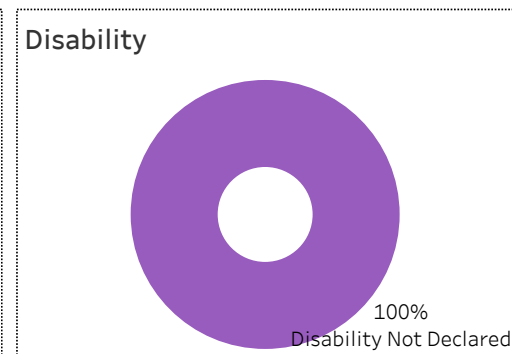

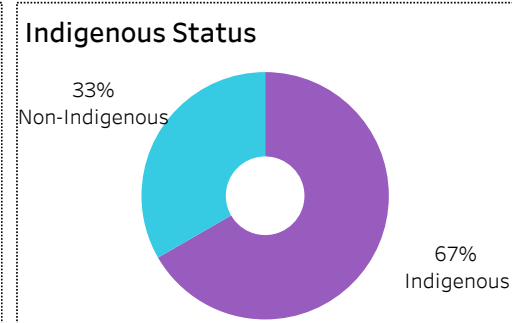
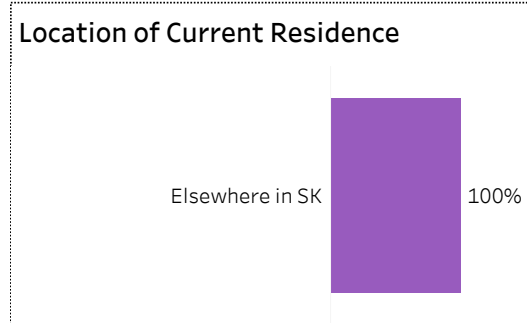

Summary of Results (page 1/5)

Respondent Profile



[Click on button to RESET Filters](#)

Number of Respondents: **3**
School: **Human Services & Community Safety** | Program: **Educational Assistant** | Credential: **Certificate** | Admin
Campus: **Saskatoon** | Base/CE: **Con Ed - Brokered** | Indigenous: **All**





2019-20 Graduate Follow-up Survey Summary of Results (page 2/5) Graduate Employment



[Click on button to RESET Filters](#)

Number of Respondents
3

School: **Human Services & Community Safety** | Program: **Educational Assistant** | Credential: **Certificate** | Admin Campus: **Saskatoon** | Base/CE: **Con Ed - Brokered** | Indigenous: **All**

Overall Employment Rate

#Available Workforce	# of Grads Employed	Employment Rate	# of Fulltime Employed Grads	Full-time Employment Rate
3	2	67%	2	67%

Training Related (TR) Employment

#Available Workforce	# of TR Employed Grads	TR Employment Rate	# of Fulltime TR Employed Grads	Full-time TR Employment Rate
3	2	67%	2	67%

Location of Employment



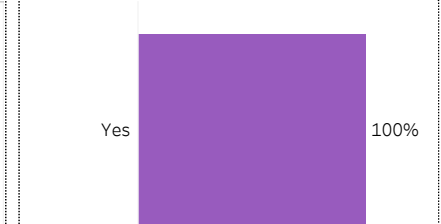
Average Salaries by Location of Employment



Average/Median Salary

Avg. Annual Salary(\$)	28,600
Full-time Training Related (\$)	28,600
Median Annual Salary(\$)	28,600

Relatedness of Job to Training



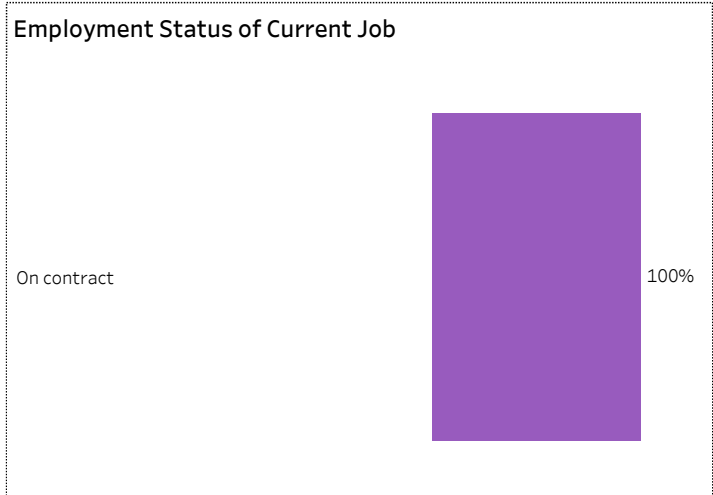
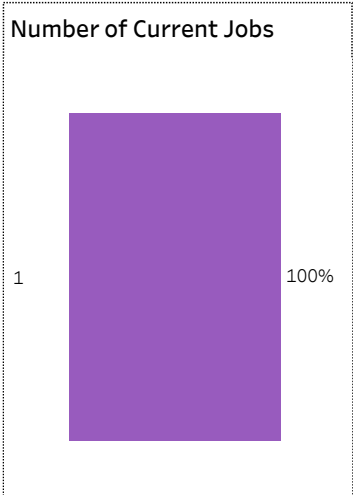
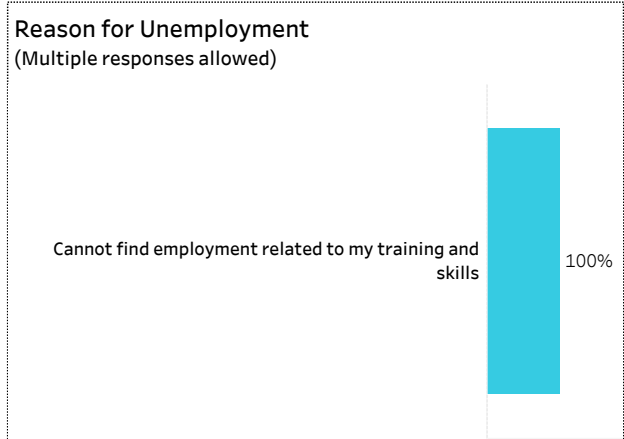
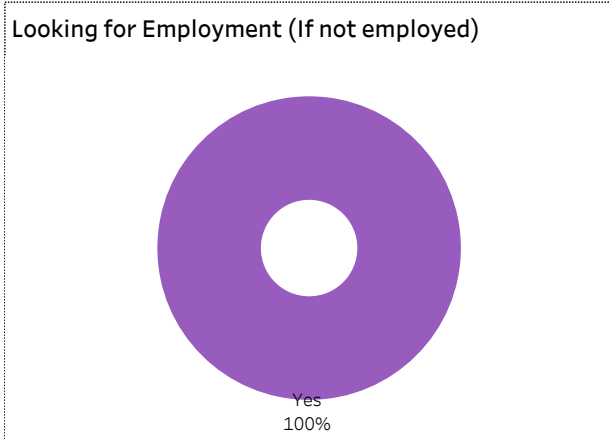
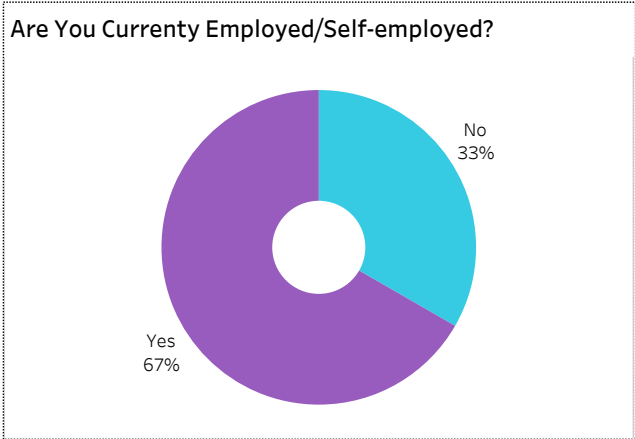


2019-20 Graduate Follow-up Survey Summary of Results (page 3/5) Graduate Employment (continued)



[Click on button to RESET Filters](#)

Number of Respondents: **3**
School: **Human Services & Community Safety** | Program: **Educational Assistant** | Credential: **Certificate** | Admin Campus: **Saskatoon** |
Base/CE: **Con Ed - Brokered** | Indigenous: **All**





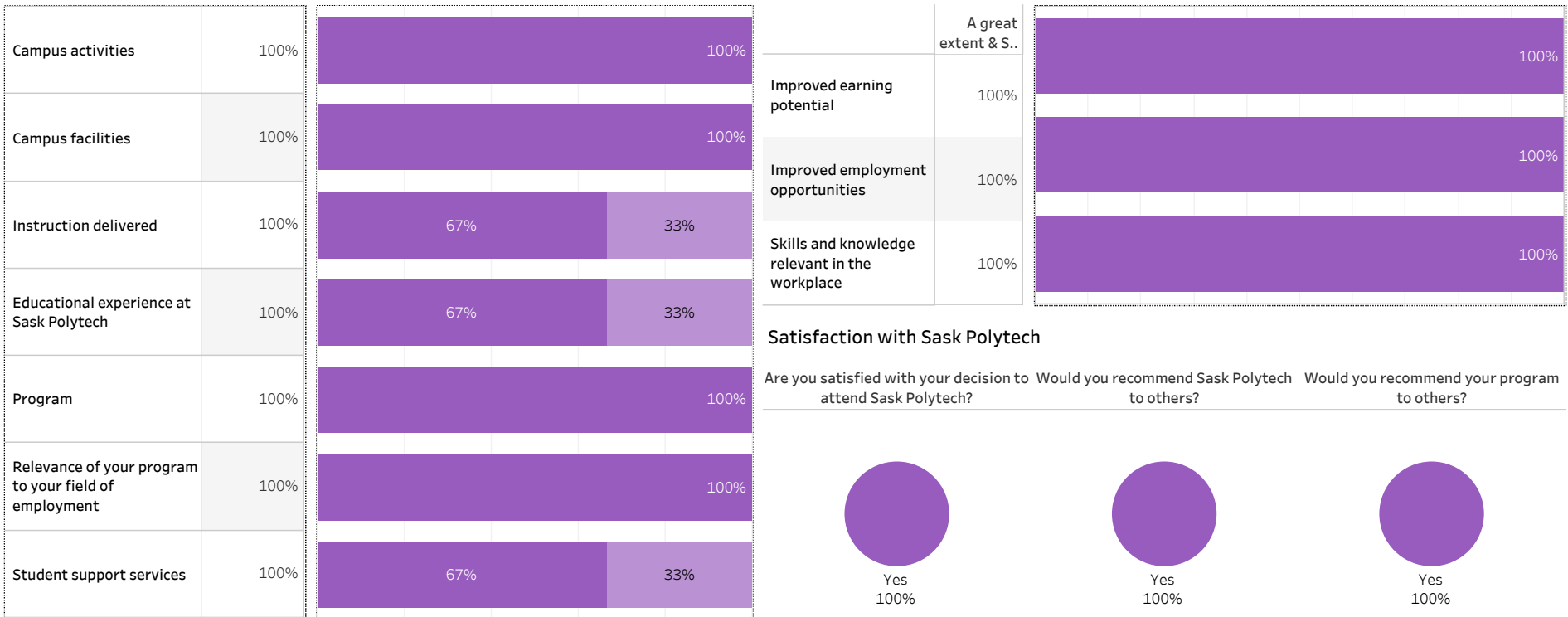
2019-20 Graduate Follow-up Survey Summary of Results (page 4/5) Satisfaction and Program Benefits



[Click on button to RESET Filters](#)

Number of Respondents 3	School: Human Services & Community Safety Program: Educational Assistant Credential: Certificate Admin Campus: Saskatoon Base/CE: Con Ed - Brokered Indigenous: All
---	--

Level of Satisfaction	Very Satisfied & Somewhat Satisfied	<div style="display: flex; justify-content: space-between;"> <div style="width: 45%;"> ■ Very satisfied ■ Somewhat satisfied </div> <div style="width: 45%;"> ■ A great extent </div> </div>	Program Benefits	A Great Extent & Some Extent
------------------------------	-------------------------------------	--	-------------------------	------------------------------



Institutional Research and Analysis




2019-20 Graduate Follow-up Survey Summary of Results (page 5/5) Further Post-Secondary Education



[Click on button to RESET Filters](#)

Number of Respondents 3	School: Human Services & Community Safety Program: Educational Assistant Credential: Certificate Admin Campus: Saskatoon Base/CE: Con Ed - Brokered Indigenous: All
-----------------------------------	--

Currently Taking Further PSE  <p>100% No</p>	Enrolment Status	Current Program Related to Program Completed at Sask Polytech
---	-------------------------	--

Type of Post-Secondary Institution Enroled in
--

Among the students who pursued further education, 25% indicated the program was not related to the one they completed at Sask Polytech. Common reasons cited by the graduates who were studying in an unrelated field were to be able to change career choice, to have more/better career choices, and difficulty of finding employment in their previous field of study.

Institutional Research and Analysis



2019-20 Graduate Follow-up Survey

Summary of Results (page 1/5)

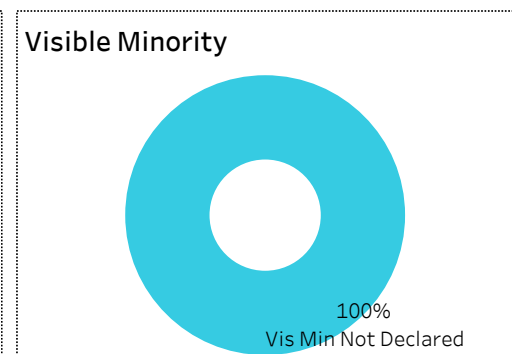
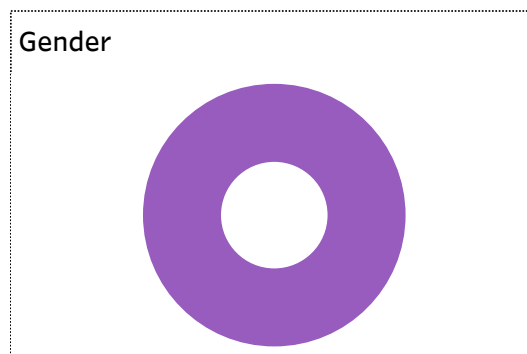
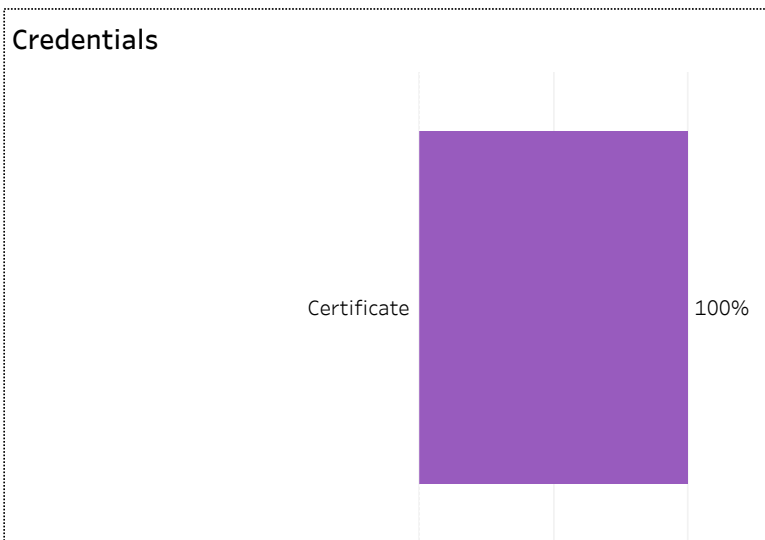
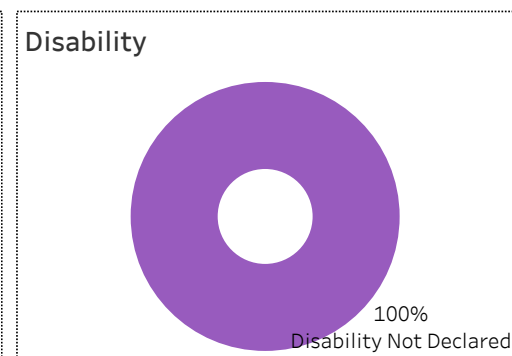

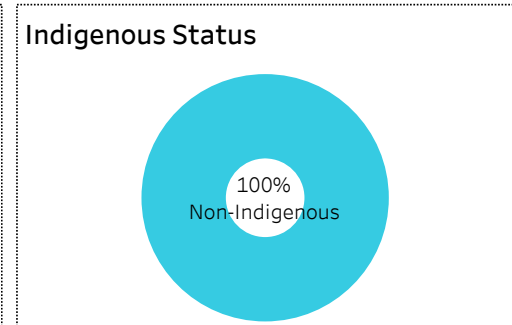
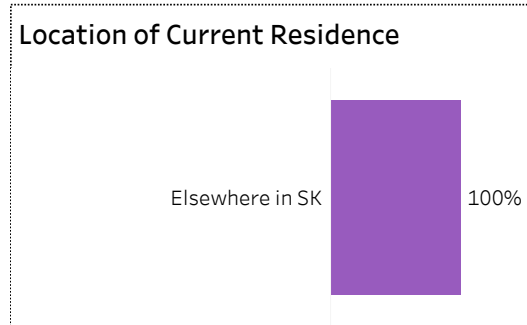
Respondent Profile



[Click on button to RESET Filters](#)

Number of Respondents: **1**

School: **Human Services & Community Safety** | Program: **Funeral Director** | Credential: **Certificate** | Admin
Campus: **Saskatoon** | Base/CE: **Con Ed - Sask Polytech Delivered** | Indigenous: **Non-Indigenous**





2019-20 Graduate Follow-up Survey Summary of Results (page 2/5) Graduate Employment



[Click on button to RESET Filters](#)

Number of Respondents
1

School: **Human Services & Community Safety** | Program: **Funeral Director** | Credential: **Certificate** | Admin Campus: **Saskatoon** | Base/CE: **Con Ed - Sask Polytech Delivered** | Indigenous: **Non-Indigenous**

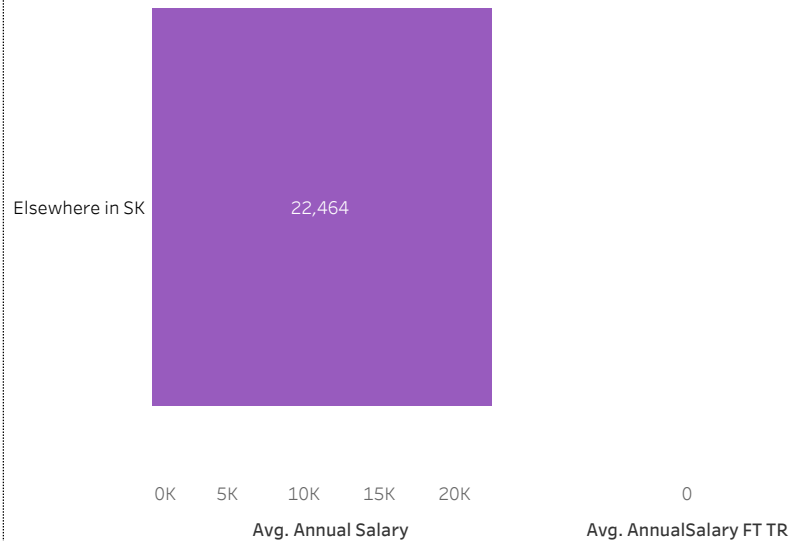
Overall Employment Rate

#Available Workforce	# of Grads Employed	Employment Rate	# of Fulltime Employed Grads	Full-time Employment Rate
1	1	100%	0	0%

Training Related (TR) Employment

#Available Workforce	# of TR Employed Grads	TR Employment Rate	# of Fulltime TR Employed Grads	Full -time TR Employment Rate
1	0	0%	0	0%

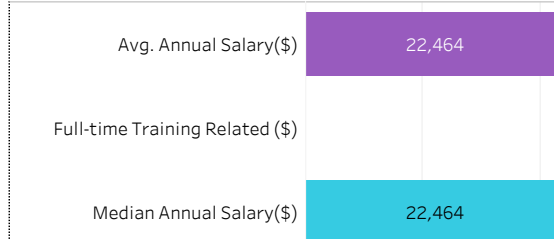
Average Salaries by Location of Employment




Location of Employment



Average/Median Salary



Relatedness of Job to Training





2019-20 Graduate Follow-up Survey

Summary of Results (page 3/5)

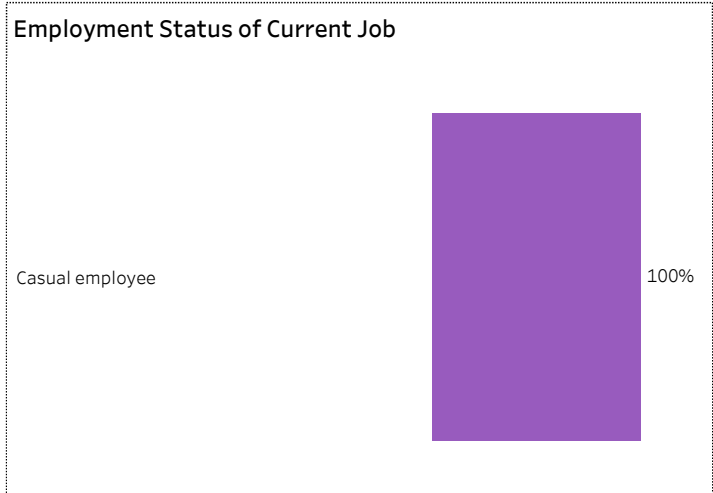
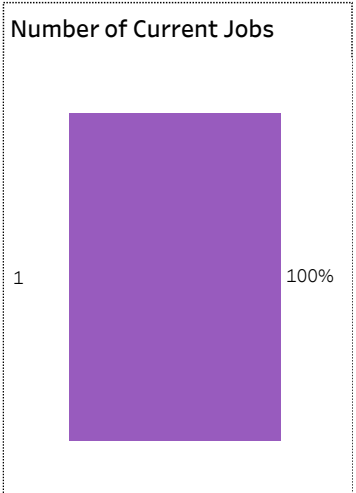

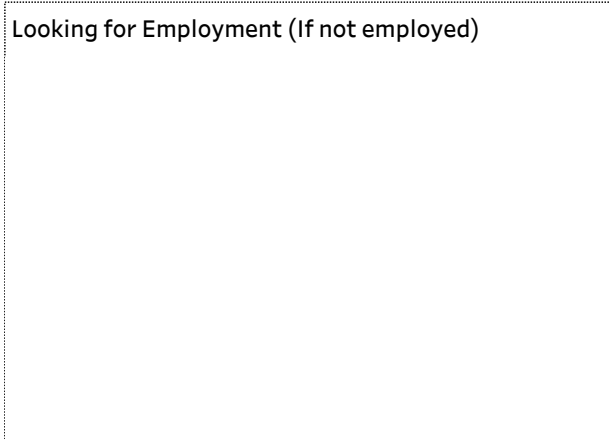
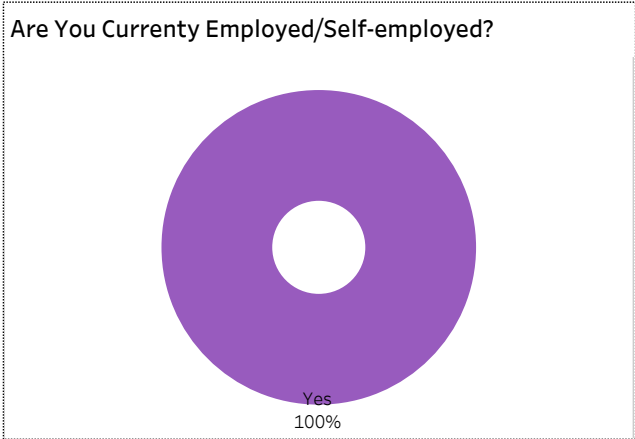
Graduate Employment (continued)



[Click on button to RESET Filters](#)

Number of Respondents: **1**

School: **Human Services & Community Safety** | Program: **Funeral Director** | Credential: **Certificate** | Admin Campus: **Saskatoon** | Base/CE: **Con Ed - Sask Polytech Delivered** | Indigenous: **Non-Indigenous**





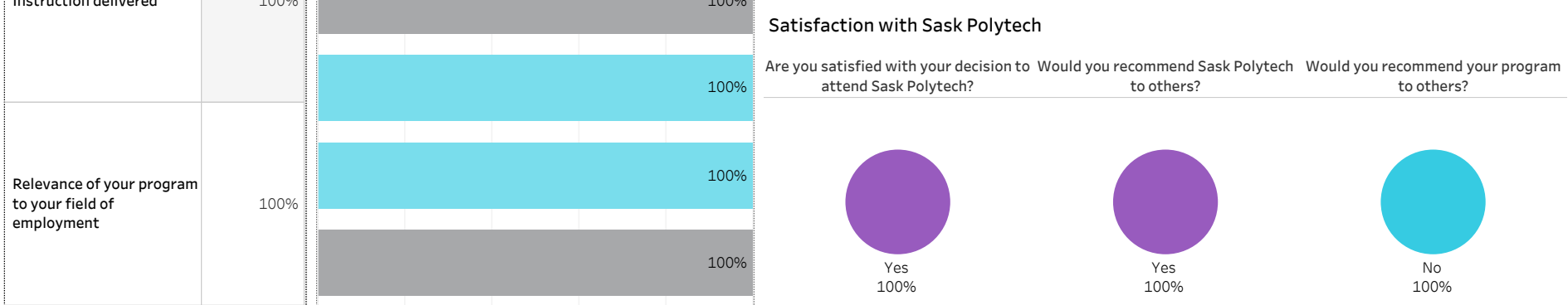
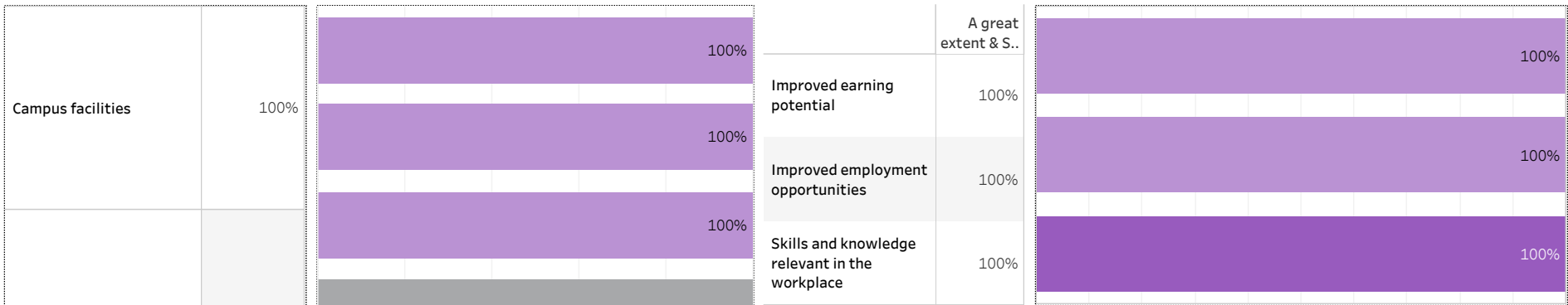
2019-20 Graduate Follow-up Survey Summary of Results (page 4/5) Satisfaction and Program Benefits



Click on button to RESET Filters

Number of Respondents 1	School: Human Services & Community Safety Program: Funeral Director Credential: Certificate Admin Campus: Saskatoon Base/CE: Con Ed - Sask Polytech Delivered Indigenous: Non-Indigenous
-----------------------------------	--

Level of Satisfaction	Very Satisfied & Somewhat Satisfied	<ul style="list-style-type: none"> Not sure Somewhat dissatisfied Somewhat satisfied 	Program Benefits	A Great Extent & Some Extent	<ul style="list-style-type: none"> Some extent A great extent
------------------------------	-------------------------------------	---	-------------------------	------------------------------	---



Institutional Research and Analysis

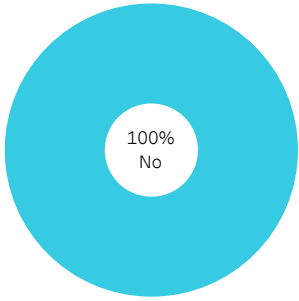


2019-20 Graduate Follow-up Survey Summary of Results (page 5/5) Further Post-Secondary Education



[Click on button to RESET Filters](#)

Number of Respondents 1	School: Human Services & Community Safety Program: Funeral Director Credential: Certificate Admin Campus: Saskatoon Base/CE: Con Ed - Sask Polytech Delivered Indigenous: Non-Indigenous
-----------------------------------	---

Currently Taking Further PSE 	Enrolment Status	Current Program Related to Program Completed at Sask Polytech
---	------------------	---

Type of Post-Secondary Institution Enroled in

Among the students who pursued further education, 25% indicated the program was not related to the one they completed at Sask Polytech. Common reasons cited by the graduates who were studying in an unrelated field were to be able to change career choice, to have more/better career choices, and difficulty of finding employment in their previous field of study.

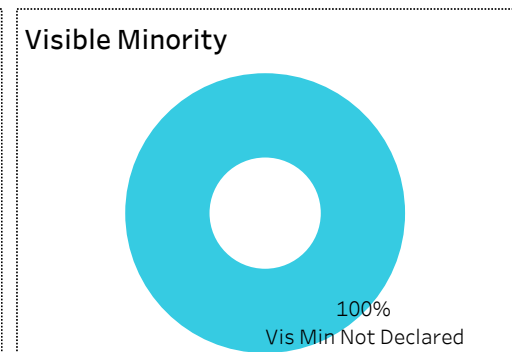
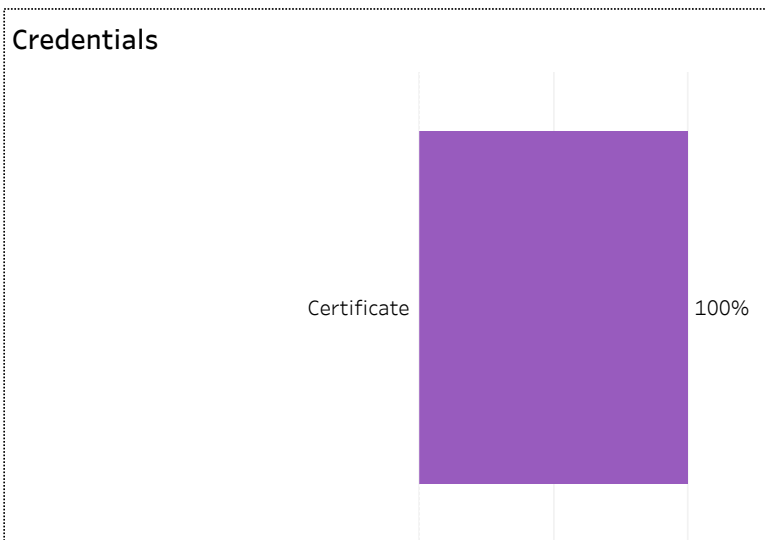
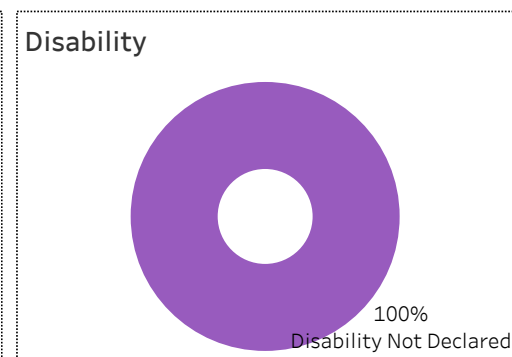

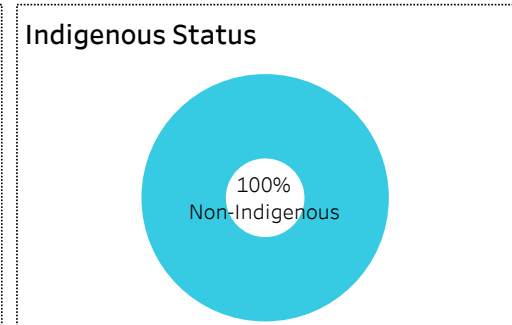
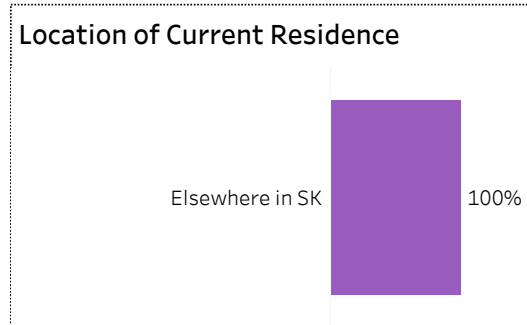


2019-20 Graduate Follow-up Survey Summary of Results (page 1/5) Respondent Profile



[Click on button to RESET Filters](#)

Number of Respondents: **1**
School: **Human Services & Community Safety** | Program: **Funeral Service** | Credential: **Certificate** | Admin Campus: **Saskatoon** | Base/CE: **Con Ed - Sask Polytech Delivered** | Indigenous: **Non-Indigenous**





2019-20 Graduate Follow-up Survey Summary of Results (page 2/5) Graduate Employment



[Click on button to RESET Filters](#)

Number of Respondents
1

School: **Human Services & Community Safety** | Program: **Funeral Service** | Credential: **Certificate** | Admin Campus: **Saskatoon** | Base/CE: **Con Ed - Sask Polytech Delivered** | Indigenous: **Non-Indigenous**

Overall Employment Rate

#Available Workforce	# of Grads Employed	Employment Rate	# of Fulltime Employed Grads	Full-time Employment Rate
1	1	100%	1	100%

Training Related (TR) Employment

#Available Workforce	# of TR Employed Grads	TR Employment Rate	# of Fulltime TR Employed Grads	Full-time TR Employment Rate
1	1	100%	1	100%


Average Salaries by Location of Employment



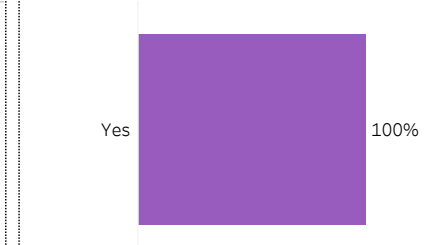
Location of Employment



Average/Median Salary



Relatedness of Job to Training





2019-20 Graduate Follow-up Survey

Summary of Results (page 3/5)

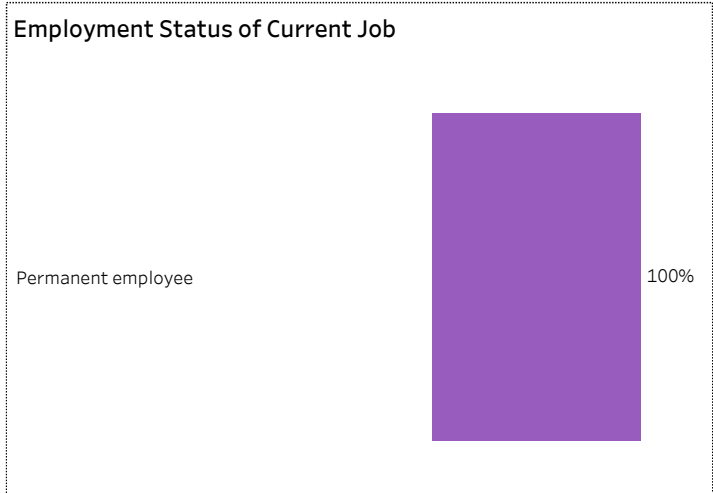
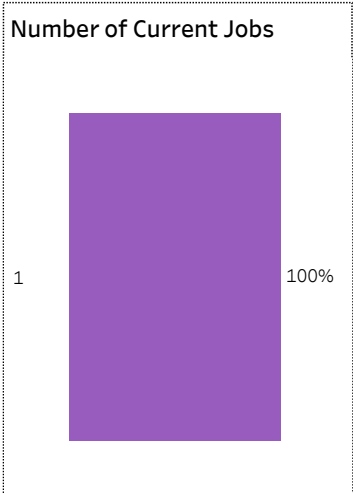

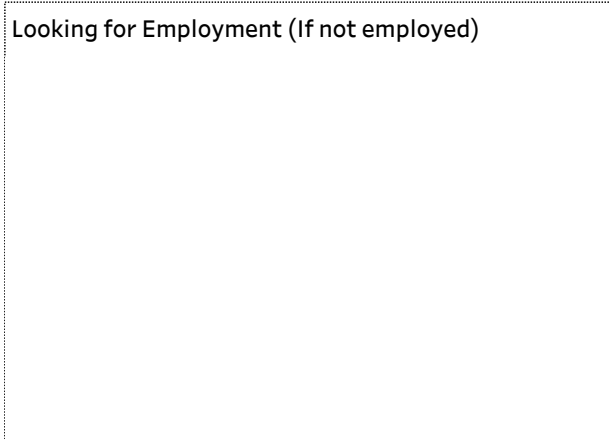
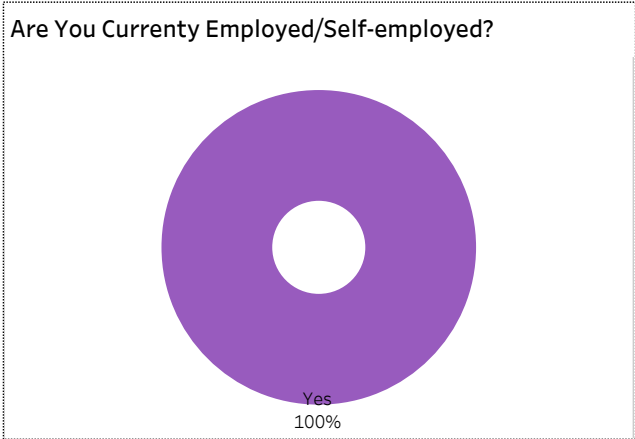
Graduate Employment (continued)



[Click on button to RESET Filters](#)

Number of Respondents: **1**

School: **Human Services & Community Safety** | Program: **Funeral Service** | Credential: **Certificate** | Admin Campus: **Saskatoon** |
Base/CE: **Con Ed - Sask Polytech Delivered** | Indigenous: **Non-Indigenous**





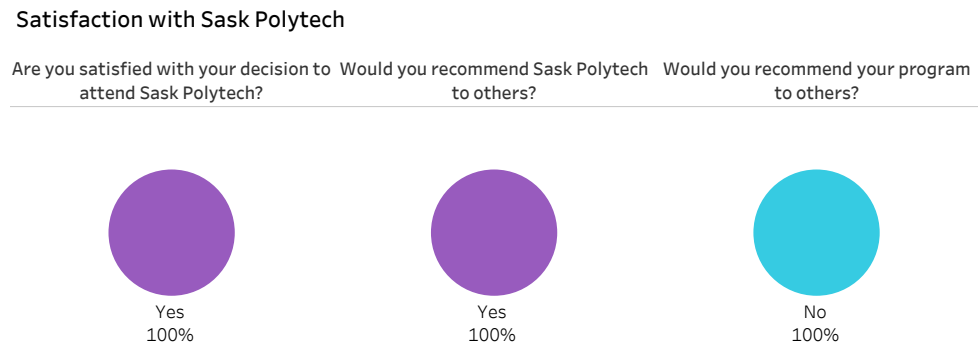
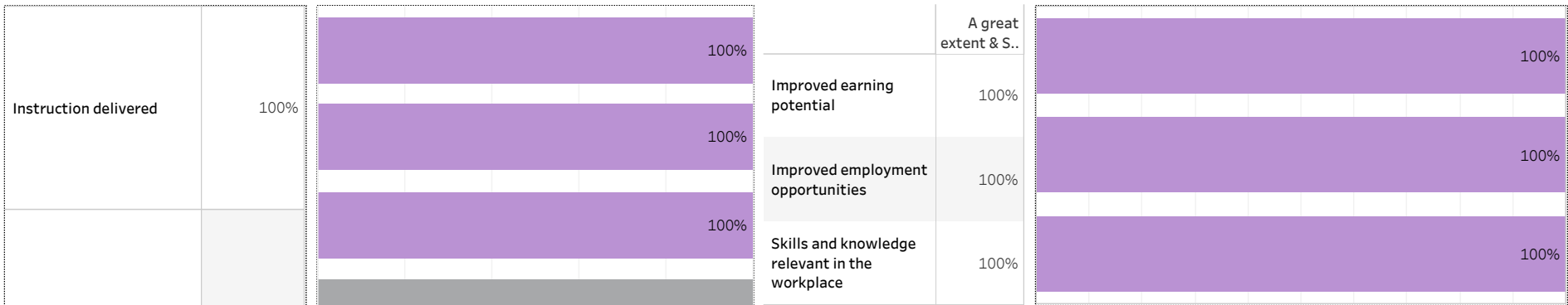
2019-20 Graduate Follow-up Survey Summary of Results (page 4/5) Satisfaction and Program Benefits



Click on button to RESET Filters

Number of Respondents 1	School: Human Services & Community Safety Program: Funeral Service Credential: Certificate Admin Campus: Saskatoon Base/CE: Con Ed - Sask Polytech Delivered Indigenous: Non-Indigenous
-----------------------------------	--

Level of Satisfaction	Very Satisfied & Somewhat Satisfied	<input type="checkbox"/> Not sure <input type="checkbox"/> Somewhat dissatisfied <input type="checkbox"/> Somewhat satisfied	Program Benefits	A Great Extent & Some Extent	<input type="checkbox"/> Some extent



Institutional Research and Analysis

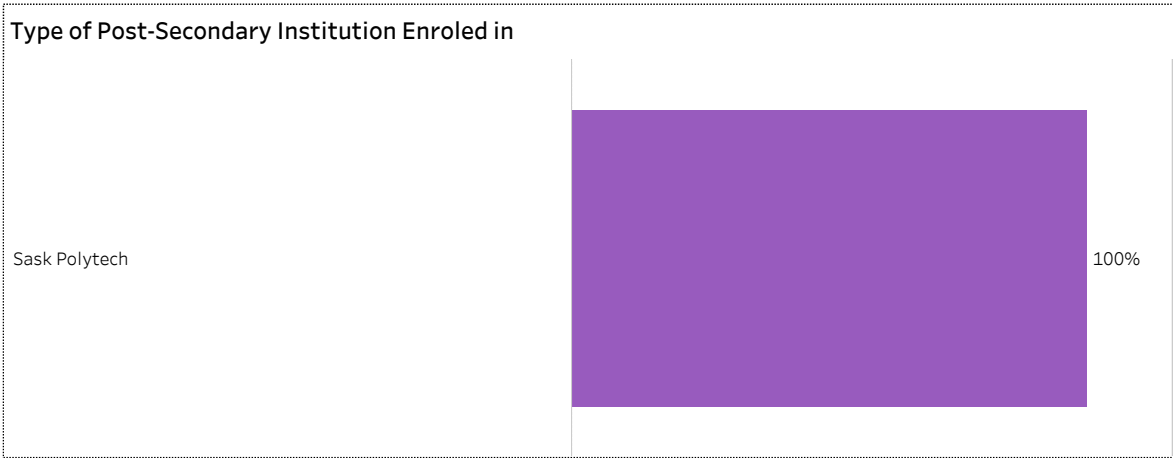
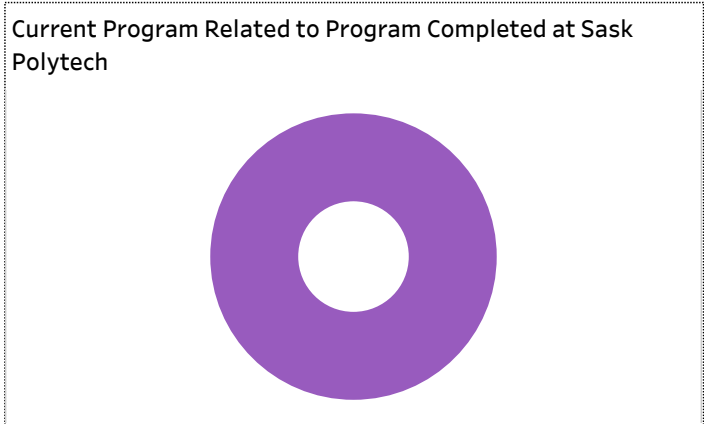
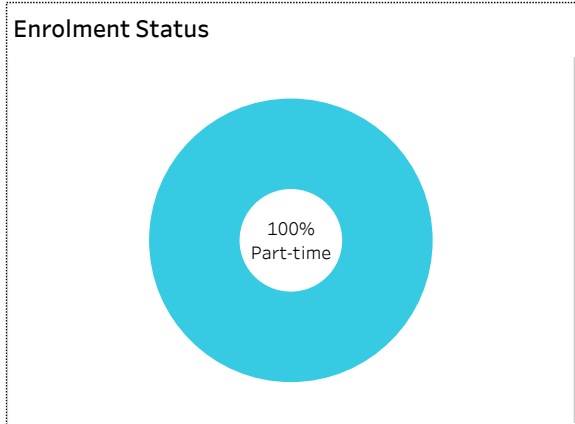
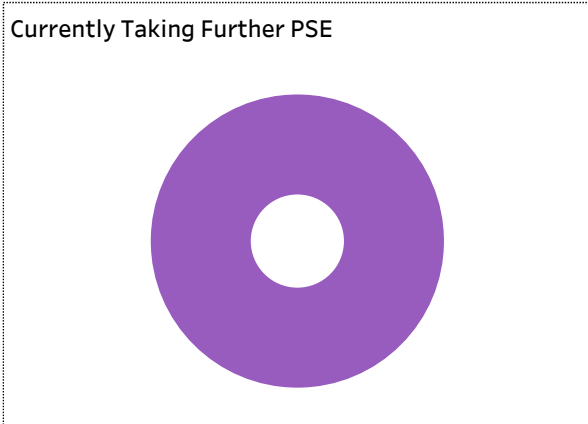


2019-20 Graduate Follow-up Survey Summary of Results (page 5/5) Further Post-Secondary Education



[Click on button to RESET Filters](#)

Number of Respondents 1	School: Human Services & Community Safety Program: Funeral Service Credential: Certificate Admin Campus: Saskatoon Base/CE: Con Ed - Sask Polytech Delivered Indigenous: Non-Indigenous
-----------------------------------	--



Among the students who pursued further education, 25% indicated the program was not related to the one they completed at Sask Polytech. Common reasons cited by the graduates who were studying in an unrelated field were to be able to change career choice, to have more/better career choices, and difficulty of finding employment in their previous field of study.

Institutional Research and Analysis



2019-20 Graduate Follow-up Survey Summary of Results (page 1/5) Respondent Profile



[Click on button to RESET Filters](#)

Number of Respondents
7

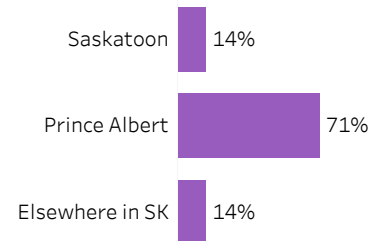
School: **Human Services & Community Safety** | Program: **Hairstylist** | Credential: **Certificate** | Admin Campus:
Prince Albert | Base/CE: **Base** | Indigenous: **All**

School

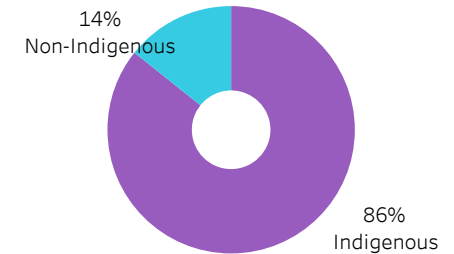
Human Services & Community Safety

100%

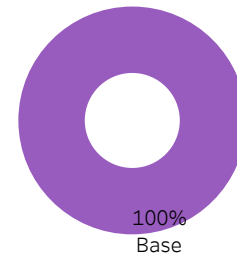
Location of Current Residence



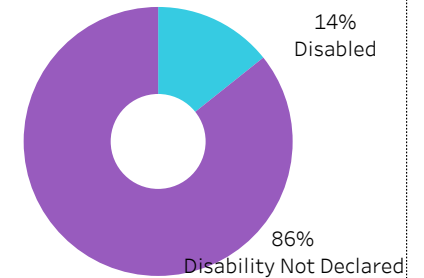
Indigenous Status



Base/CE



Disability

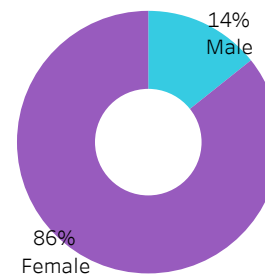


Credentials

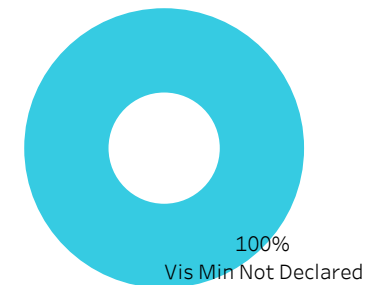
Certificate

100%

Gender



Visible Minority





2019-20 Graduate Follow-up Survey Summary of Results (page 2/5) Graduate Employment



[Click on button to RESET Filters](#)

Number of Respondents
7

School: **Human Services & Community Safety** | Program: **Hairstylist** | Credential: **Certificate** | Admin Campus: **Prince Albert** | Base/CE: **Base** | Indigenous: **All**

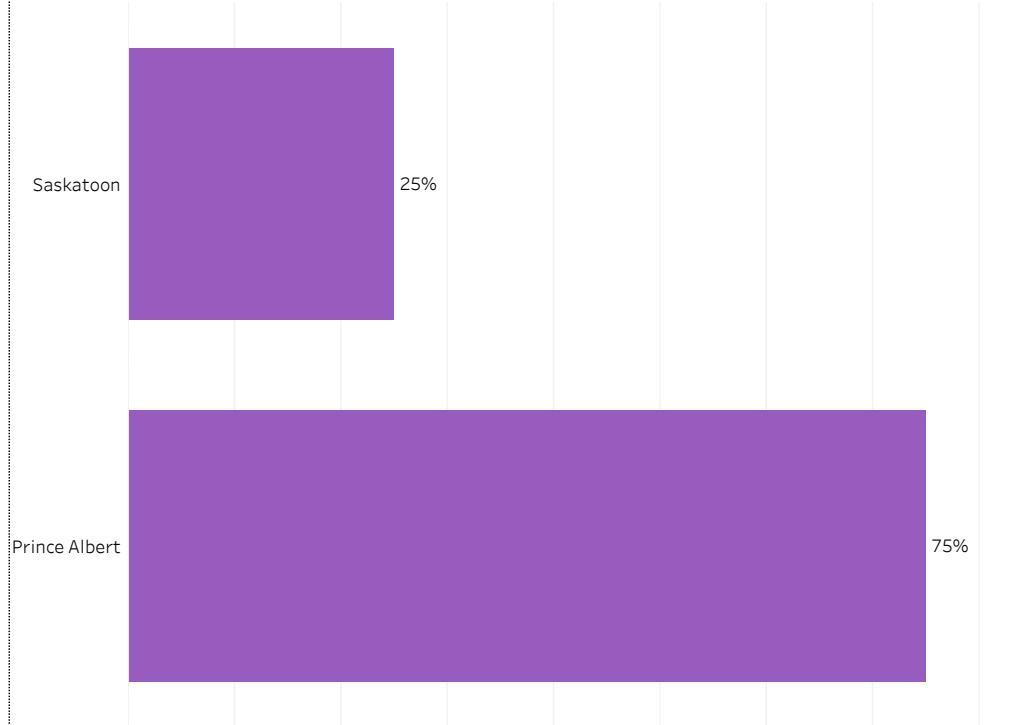
Overall Employment Rate

#Available Workforce	# of Grads Employed	Employment Rate	# of Fulltime Employed Grads	Full-time Employment Rate
5	4	80%	2	40%

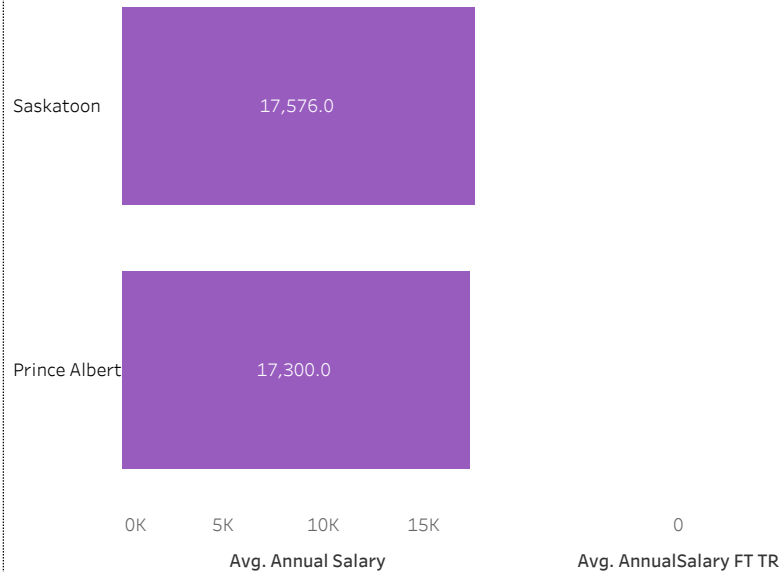
Training Related (TR) Employment

#Available Workforce	# of TR Employed Grads	TR Employment Rate	# of Fulltime TR Employed Grads	Full-time TR Employment Rate
5	3	60%	1	20%


Location of Employment



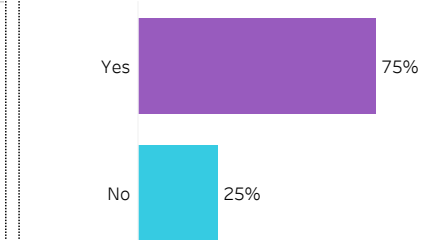
Average Salaries by Location of Employment



Average/Median Salary



Relatedness of Job to Training

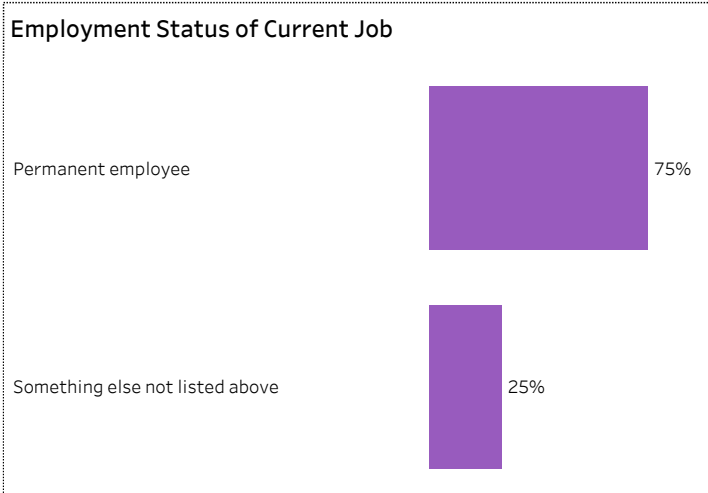
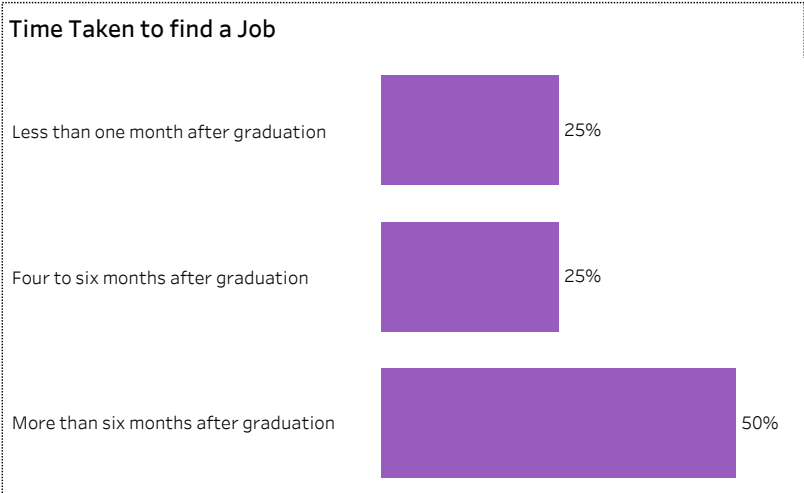
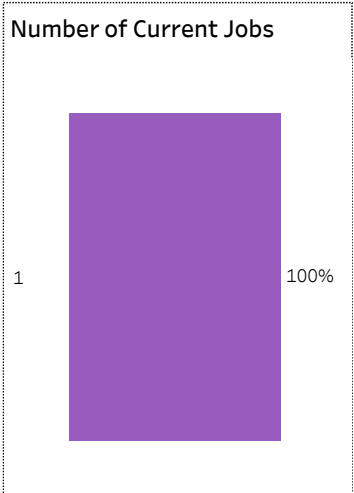
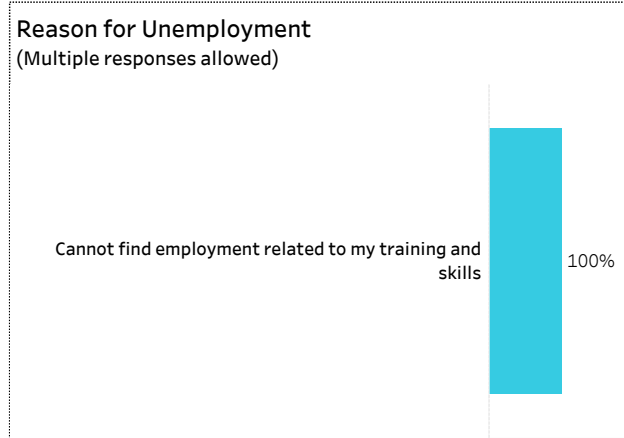
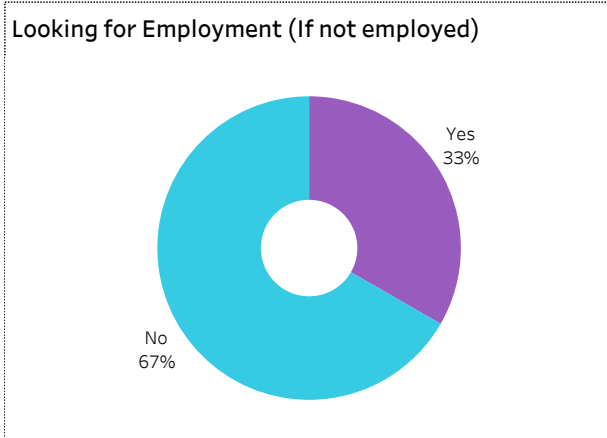
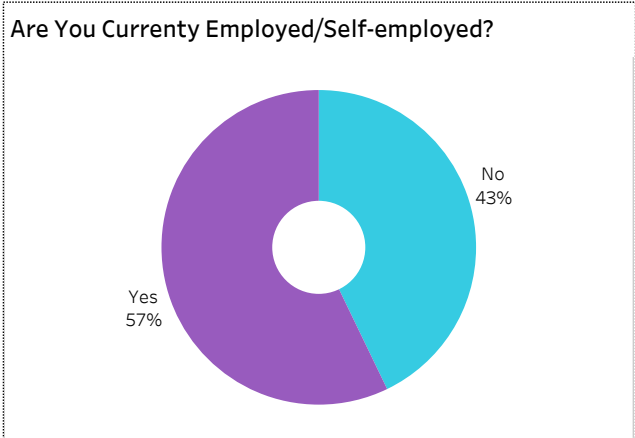




2019-20 Graduate Follow-up Survey Summary of Results (page 3/5) Graduate Employment (continued)


[Click on button to RESET Filters](#)

Number of Respondents: **7**
School: **Human Services & Community Safety** | Program: **Hairstylist** | Credential: **Certificate** | Admin Campus: **Prince Albert** |
Base/CE: **Base** | Indigenous: **All**





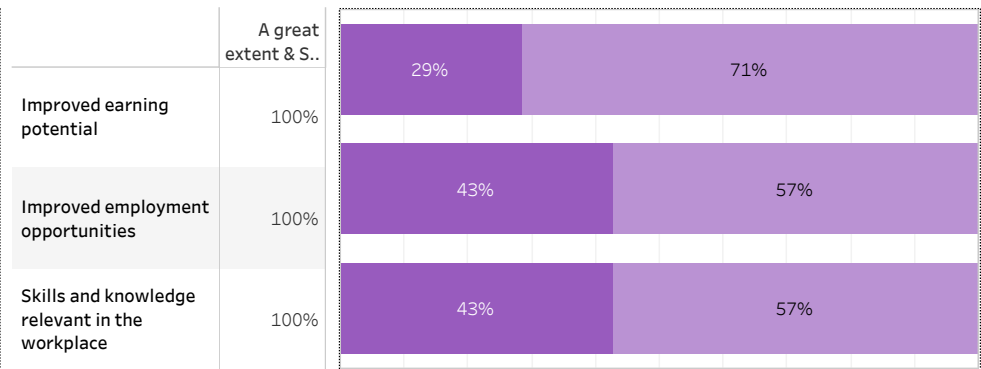
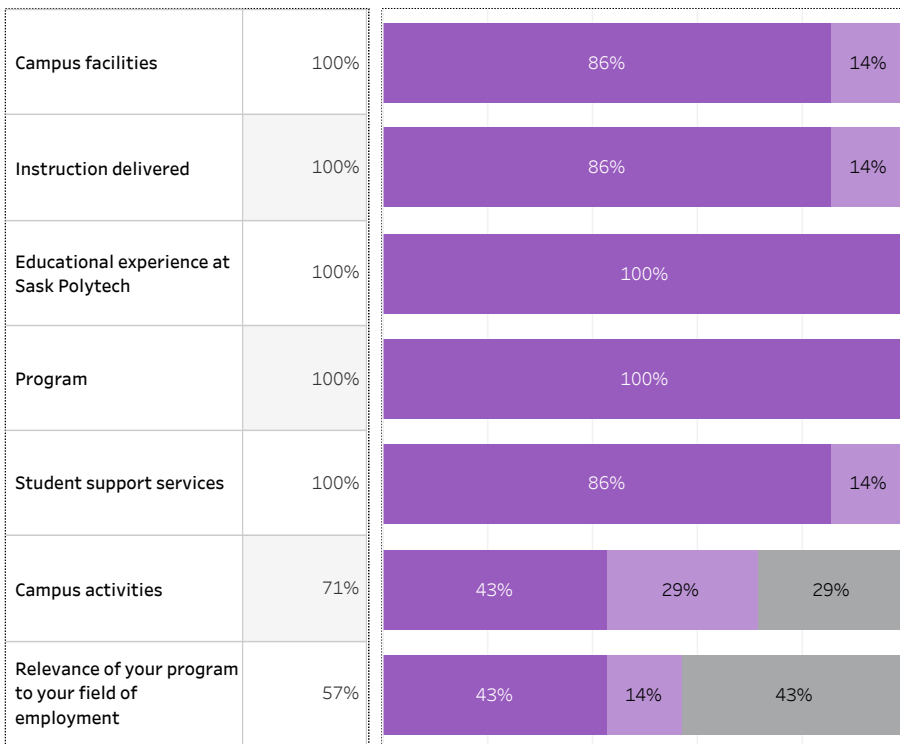
2019-20 Graduate Follow-up Survey Summary of Results (page 4/5) Satisfaction and Program Benefits



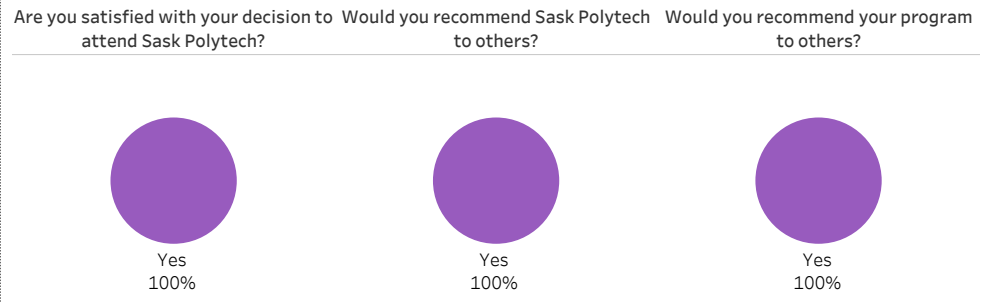
Click on button to RESET Filters

Number of Respondents 7	School: Human Services & Community Safety Program: Hairstylist Credential: Certificate Admin Campus: Prince Albert Base/CE: Base Indigenous: All
-----------------------------------	---

Level of Satisfaction	Very Satisfied & Somewhat Satisfied	<ul style="list-style-type: none"> Very satisfied Somewhat satisfied Not sure 	Program Benefits	A Great Extent & Some Extent	<ul style="list-style-type: none"> Some extent A great extent
------------------------------	-------------------------------------	--	-------------------------	------------------------------	---



Satisfaction with Sask Polytech



Institutional Research and Analysis




2019-20 Graduate Follow-up Survey Summary of Results (page 5/5) Further Post-Secondary Education



[Click on button to RESET Filters](#)

Number of Respondents 7	School: Human Services & Community Safety Program: Hairstylist Credential: Certificate Admin Campus: Prince Albert Base/CE: Base Indigenous: All
-----------------------------------	---

Currently Taking Further PSE  <p>100% No</p>	Enrolment Status	Current Program Related to Program Completed at Sask Polytech
---	-------------------------	--

Type of Post-Secondary Institution Enroled in
--

Among the students who pursued further education, 25% indicated the program was not related to the one they completed at Sask Polytech. Common reasons cited by the graduates who were studying in an unrelated field were to be able to change career choice, to have more/better career choices, and difficulty of finding employment in their previous field of study.

Institutional Research and Analysis

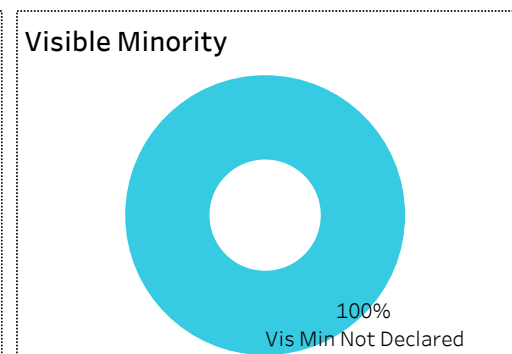
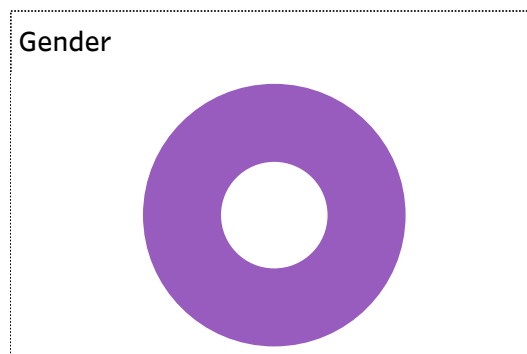
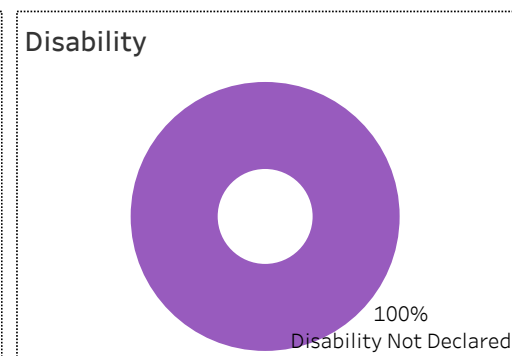

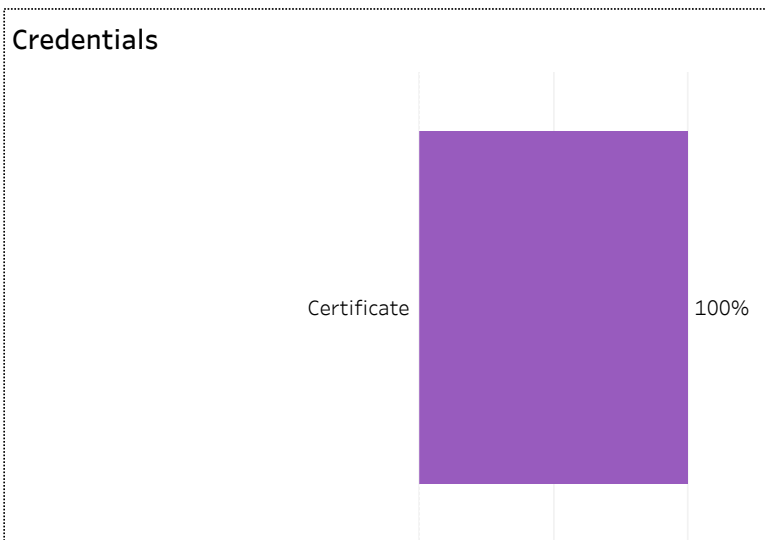
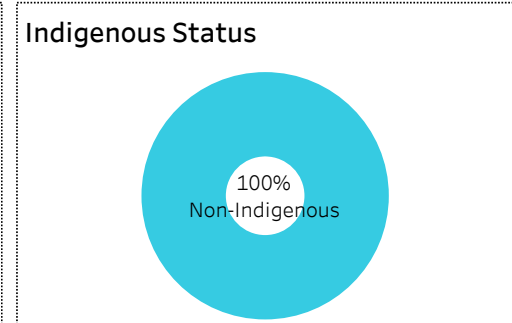
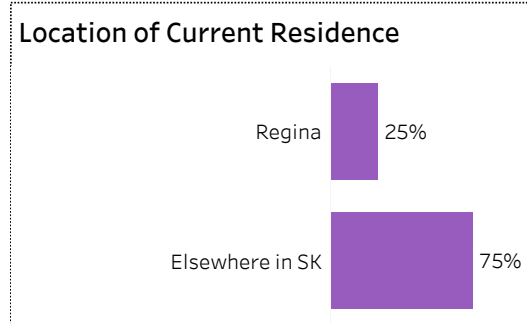


2019-20 Graduate Follow-up Survey Summary of Results (page 1/5) Respondent Profile



[Click on button to RESET Filters](#)

Number of Respondents: **4**
School: **Human Services & Community Safety** | Program: **Hairstylist** | Credential: **Certificate** | Admin Campus: **Prince Albert** | Base/CE: **Con Ed - Brokered** | Indigenous: **Non-Indigenous**





2019-20 Graduate Follow-up Survey Summary of Results (page 2/5) Graduate Employment



[Click on button to RESET Filters](#)

Number of Respondents
4

School: **Human Services & Community Safety** | Program: **Hairstylist** | Credential: **Certificate** | Admin Campus: **Prince Albert** | Base/CE: **Con Ed - Brokered** | Indigenous: **Non-Indigenous**

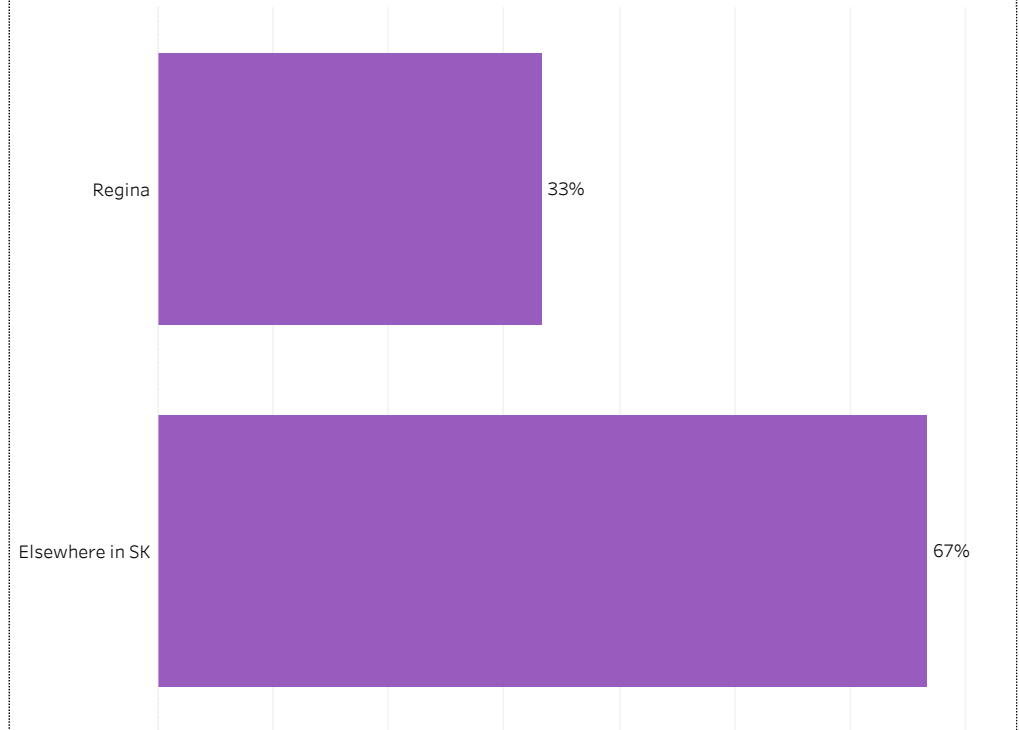
Overall Employment Rate

#Available Workforce	# of Grads Employed	Employment Rate	# of Fulltime Employed Grads	Full-time Employment Rate
4	3	75%	3	75%

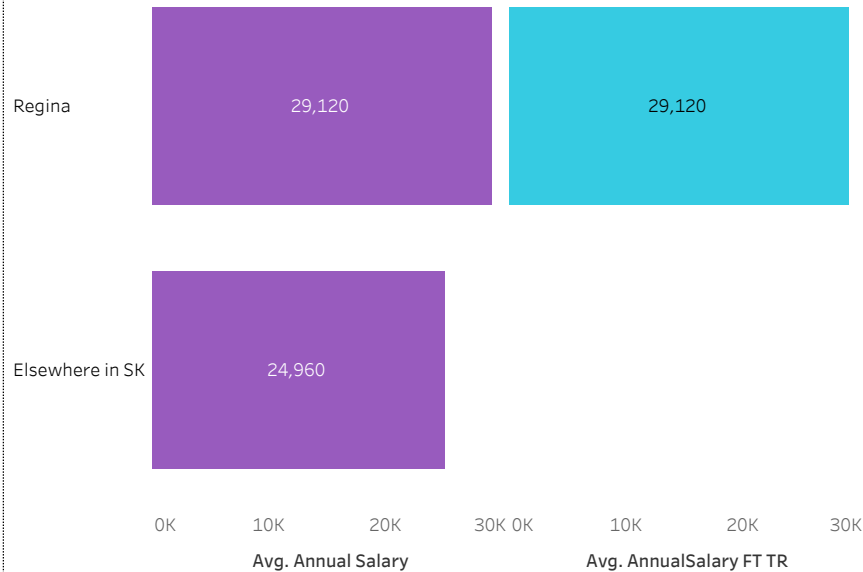
Training Related (TR) Employment

#Available Workforce	# of TR Employed Grads	TR Employment Rate	# of Fulltime TR Employed Grads	Full-time TR Employment Rate
4	2	50%	2	50%


Location of Employment



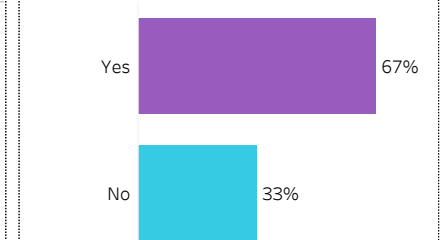
Average Salaries by Location of Employment



Average/Median Salary



Relatedness of Job to Training





2019-20 Graduate Follow-up Survey

Summary of Results (page 3/5)

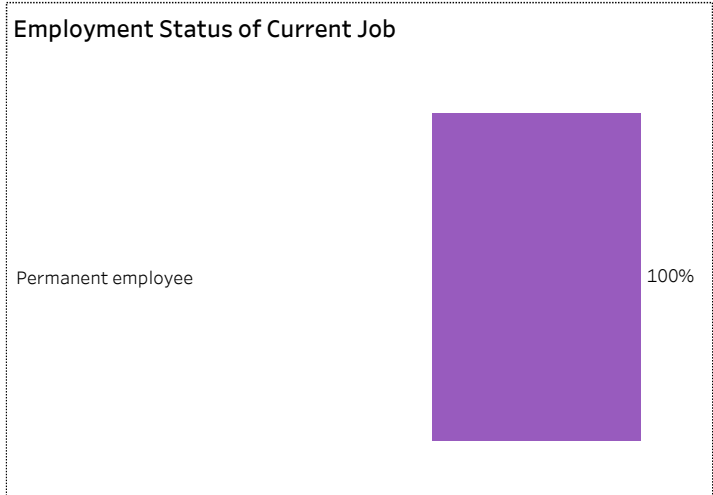
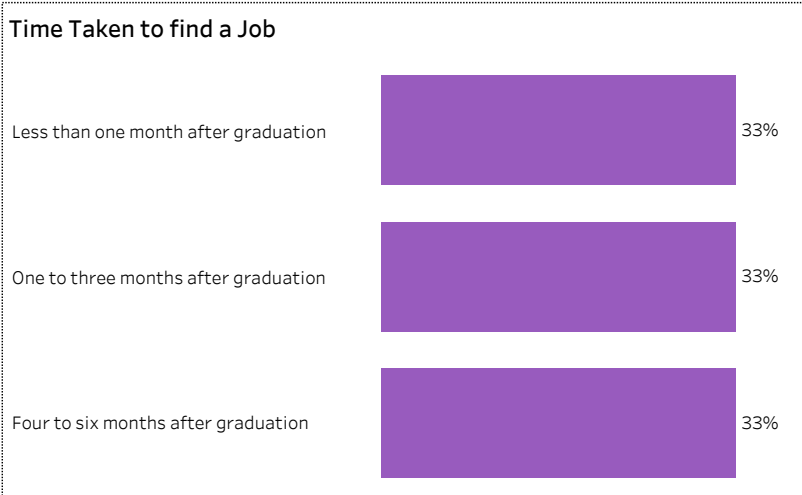
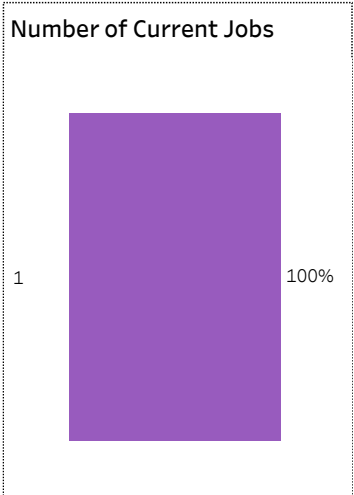
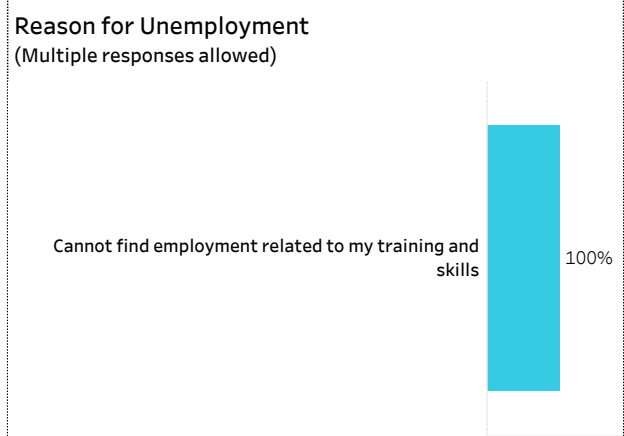
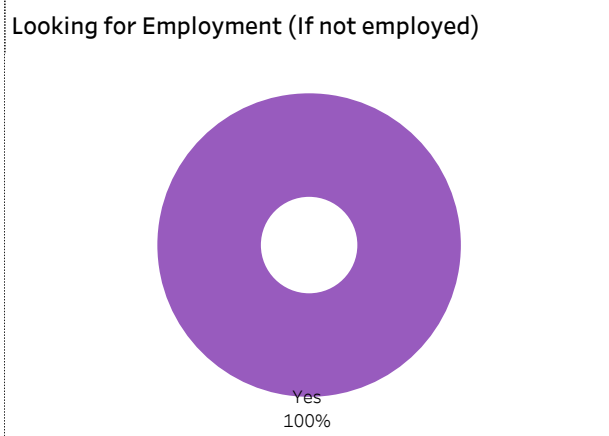
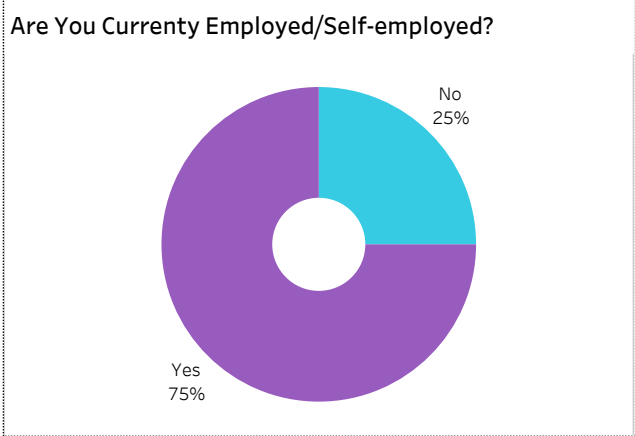
Graduate Employment (continued)



[Click on button to RESET Filters](#)

Number of Respondents: **4**

School: **Human Services & Community Safety** | Program: **Hairstylist** | Credential: **Certificate** | Admin Campus: **Prince Albert** |
Base/CE: **Con Ed - Brokered** | Indigenous: **Non-Indigenous**





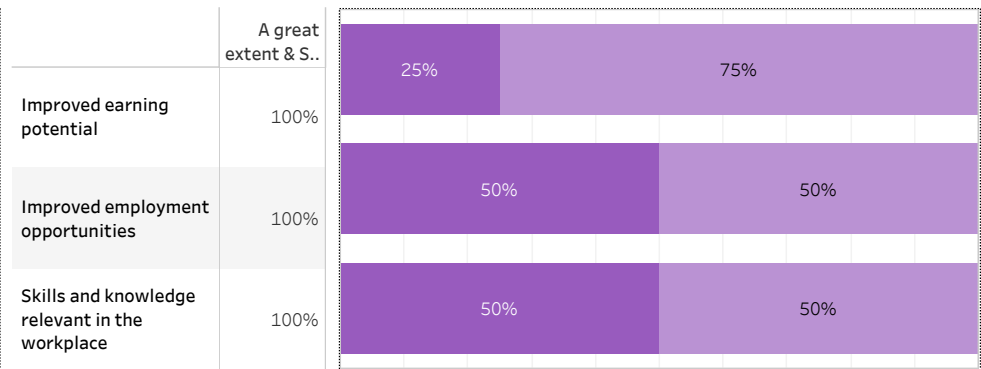
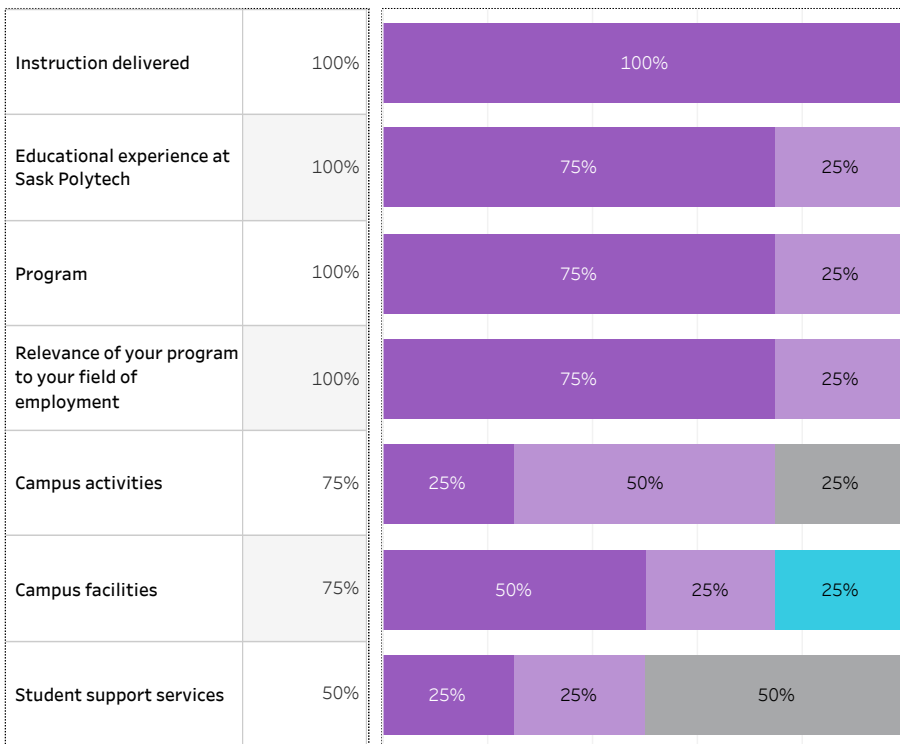
2019-20 Graduate Follow-up Survey Summary of Results (page 4/5) Satisfaction and Program Benefits



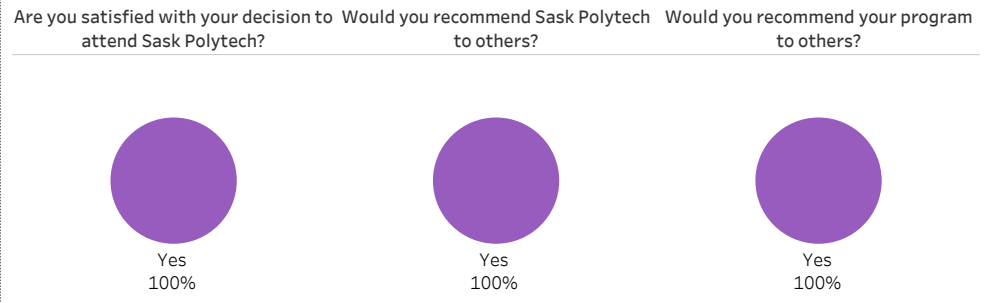
Click on button to RESET Filters

Number of Respondents 4	School: Human Services & Community Safety Program: Hairstylist Credential: Certificate Admin Campus: Prince Albert Base/CE: Con Ed - Brokered Indigenous: Non-Indigenous
-----------------------------------	---

Level of Satisfaction	Very Satisfied & Somewhat Satisfied	<ul style="list-style-type: none"> Very satisfied Somewhat satisfied Very dissatisfied Not sure 	Program Benefits	A Great Extent & Some Extent	<ul style="list-style-type: none"> Some extent A great extent
------------------------------	-------------------------------------	---	-------------------------	------------------------------	---



Satisfaction with Sask Polytech



Institutional Research and Analysis

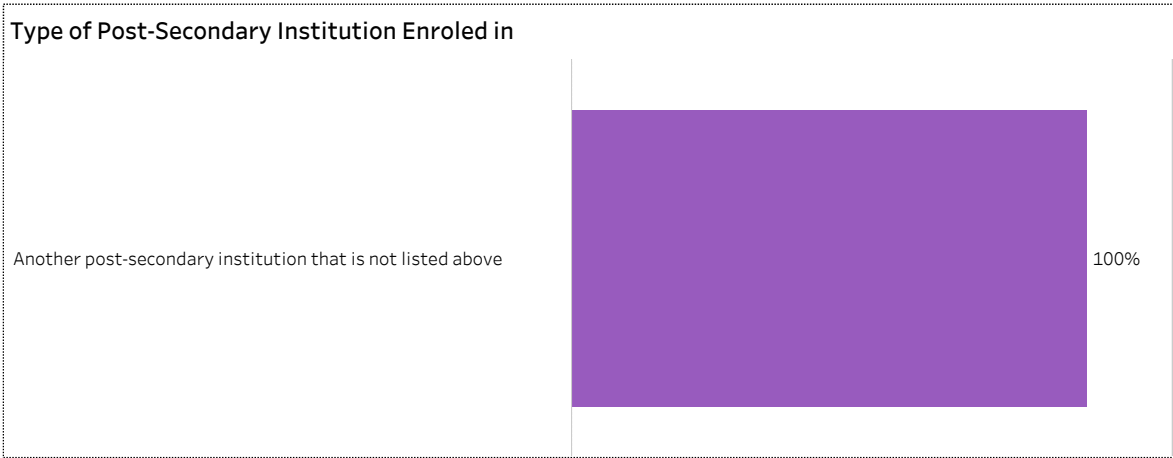
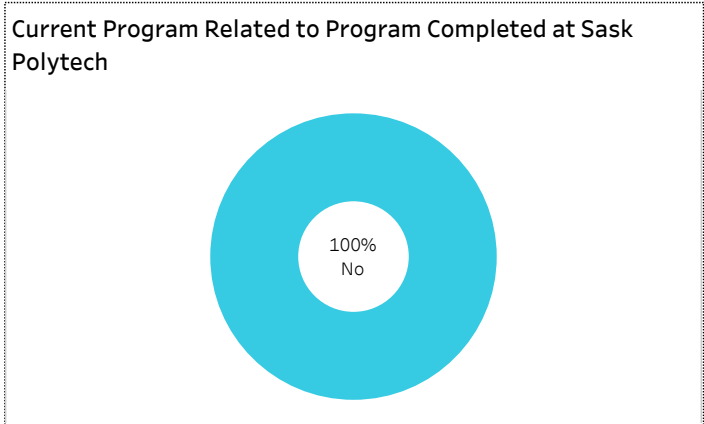
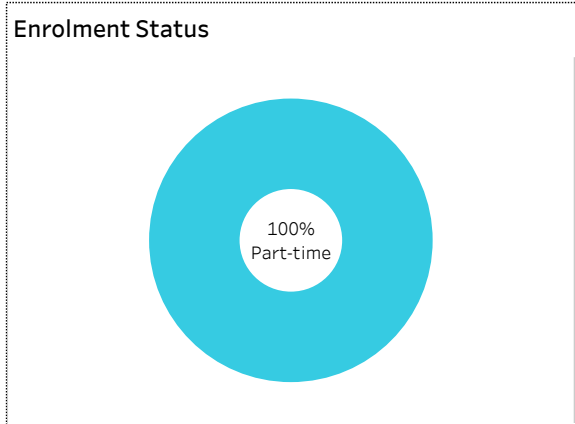
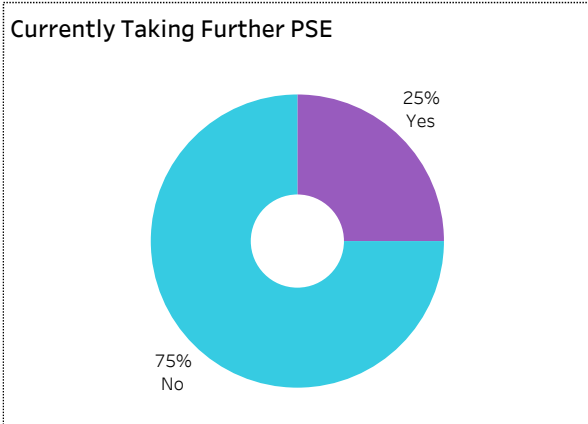


2019-20 Graduate Follow-up Survey Summary of Results (page 5/5) Further Post-Secondary Education



[Click on button to RESET Filters](#)

Number of Respondents: **4**
School: **Human Services & Community Safety** | Program: **Hairstylist** | Credential: **Certificate** | Admin Campus: **Prince Albert** |
Base/CE: **Con Ed - Brokered** | Indigenous: **Non-Indigenous**



Among the students who pursued further education, 25% indicated the program was not related to the one they completed at Sask Polytech. Common reasons cited by the graduates who were studying in an unrelated field were to be able to change career choice, to have more/better career choices, and difficulty of finding employment in their previous field of study.

Institutional Research and Analysis



2019-20 Graduate Follow-up Survey Summary of Results (page 1/5) Respondent Profile



[Click on button to RESET Filters](#)

Number of Respondents
37

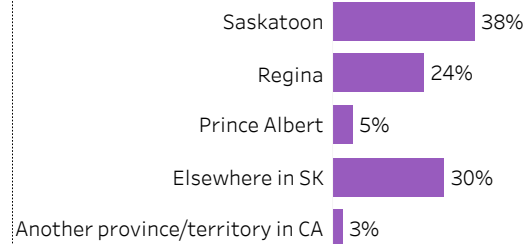
School: **Human Services & Community Safety** | Program: **Occupational Health and Safety** | Credential: **Certificate**
| Admin Campus: **Saskatoon** | Base/CE: **Base** | Indigenous: **All**

School

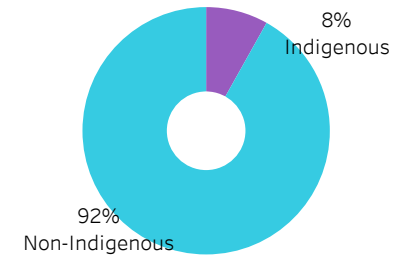
Human Services & Community Safety

100%

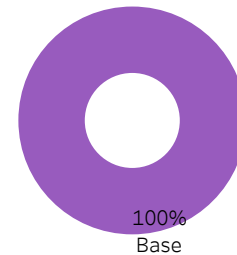
Location of Current Residence



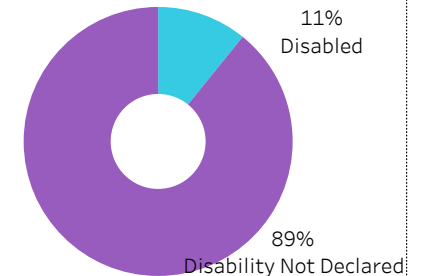
Indigenous Status



Base/CE



Disability

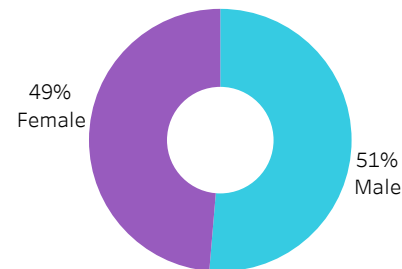


Credentials

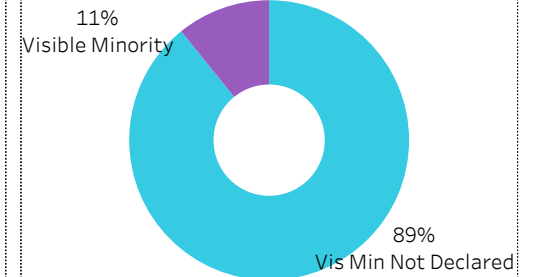
Certificate

100%

Gender



Visible Minority





2019-20 Graduate Follow-up Survey Summary of Results (page 2/5) Graduate Employment



[Click on button to RESET Filters](#)

Number of Respondents
37

School: **Human Services & Community Safety** | Program: **Occupational Health and Safety** | Credential: **Certificate** | Admin Campus: **Saskatoon**
| Base/CE: **Base** | Indigenous: **All**

Overall Employment Rate

#Available Workforce	# of Grads Employed	Employment Rate	# of Fulltime Employed Grads	Full-time Employment Rate
36	30	83%	29	81%

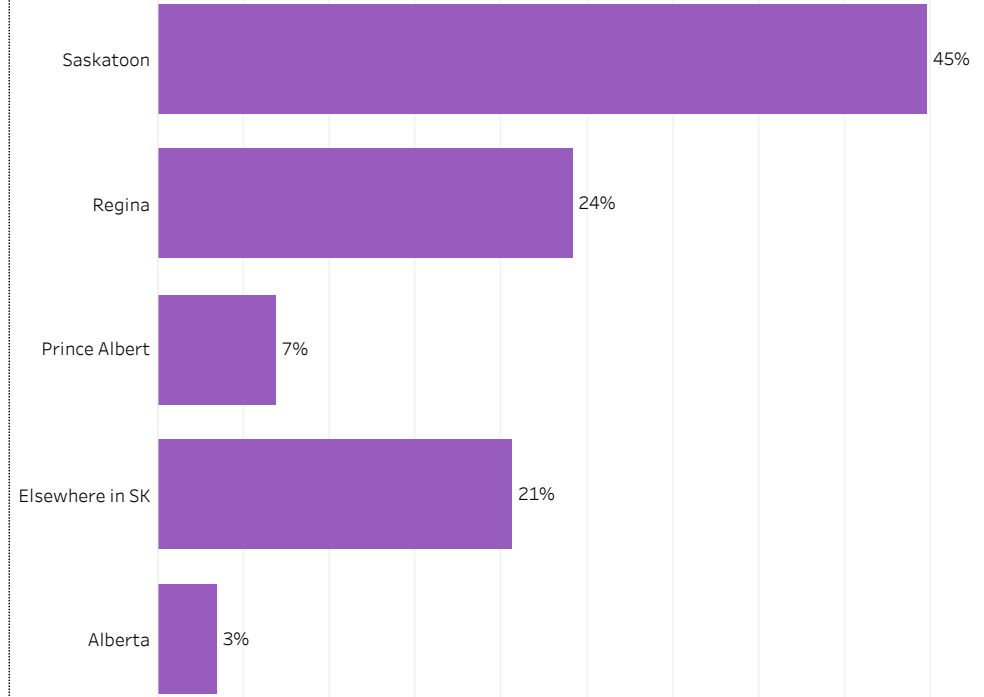
Training Related (TR) Employment

#Available Workforce	# of TR Employed Grads	TR Employment Rate	# of Fulltime TR Employed Grads	Full-time TR Employment Rate
36	16	44%	16	44%

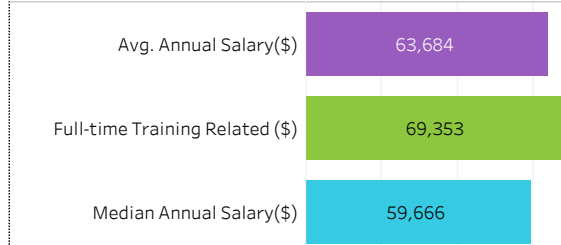
Average Salaries by Location of Employment



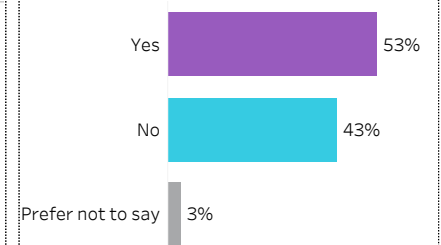
Location of Employment



Average/Median Salary



Relatedness of Job to Training



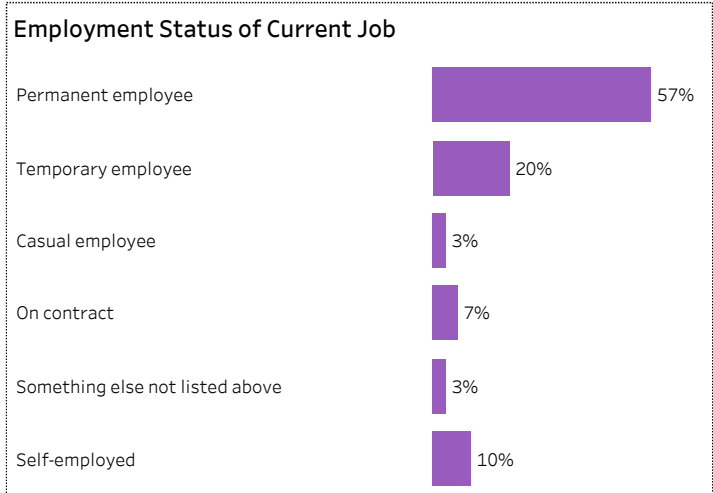
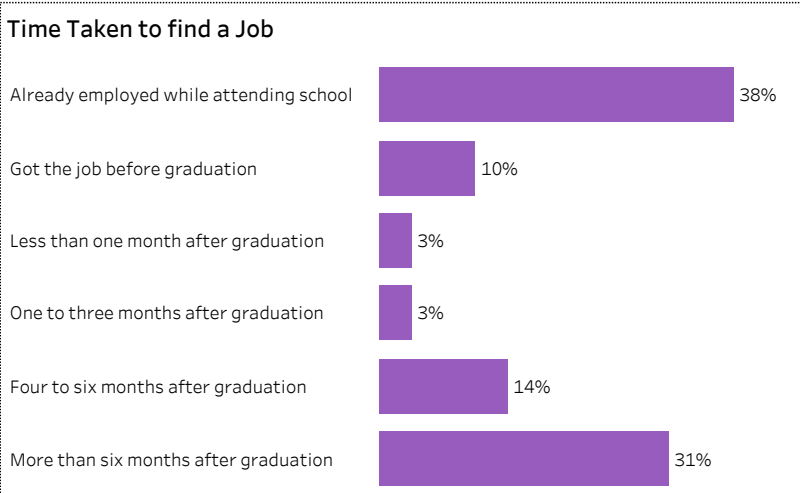
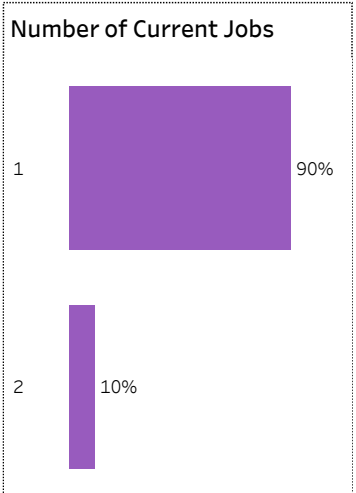
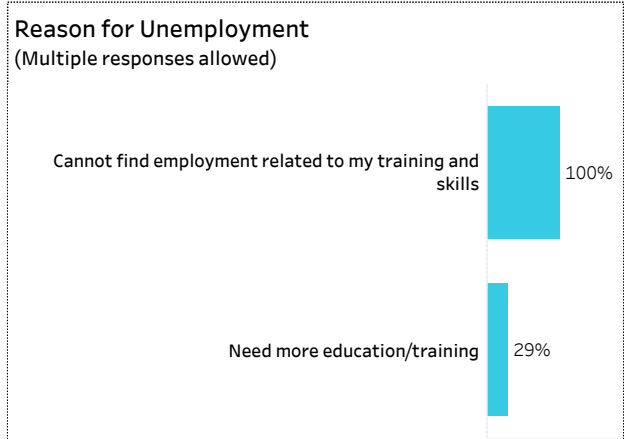
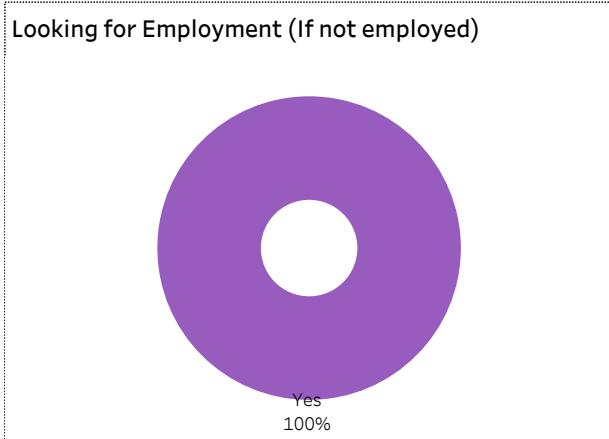
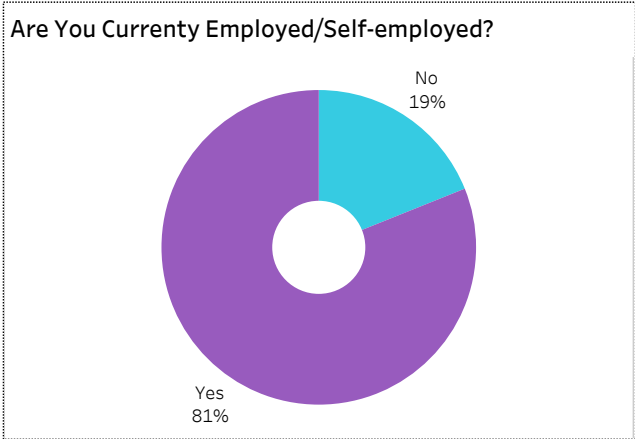


2019-20 Graduate Follow-up Survey Summary of Results (page 3/5) Graduate Employment (continued)



[Click on button to RESET Filters](#)

Number of Respondents **37** | School: **Human Services & Community Safety** | Program: **Occupational Health and Safety** | Credential: **Certificate** | Admin Campus: **Saskatoon** | Base/CE: **Base** | Indigenous: **All**





2019-20 Graduate Follow-up Survey Summary of Results (page 4/5) Satisfaction and Program Benefits



Click on button to RESET Filters

Number of Respondents 37	School: Human Services & Community Safety Program: Occupational Health and Safety Credential: Certificate Admin Campus: Saskatoon Base/CE: Base Indigenous: All
------------------------------------	---

Level of Satisfaction	Very Satisfied & Somewhat Satisfied	<ul style="list-style-type: none"> Very satisfied Somewhat satisfied Very dissatisfied Somewhat dissatisfied Not sure 	Program Benefits	A Great Extent & Some Extent	<ul style="list-style-type: none"> A great extent Some extent No extent at all Not sure Not applicable
------------------------------	-------------------------------------	--	-------------------------	------------------------------	---

Instruction delivered	97%	68% Very satisfied, 30% Somewhat satisfied	Skills and knowledge relevant in the workplace	A great extent & S.. 89%	54% A great extent, 35% Some extent, 5% No extent at all, 5% Not sure
Program	97%	54% Very satisfied, 43% Somewhat satisfied	Improved employment opportunities	69%	33% A great extent, 36% Some extent, 19% No extent at all, 11% Not sure
Educational experience at Sask Polytech	95%	59% Very satisfied, 35% Somewhat satisfied	Improved earning potential	67%	28% A great extent, 39% Some extent, 22% No extent at all, 8% Not sure
Relevance of your program to your field of employment	78%	51% Very satisfied, 27% Somewhat satisfied, 8% Very dissatisfied, 14% Somewhat dissatisfied	Satisfaction with Sask Polytech		
Student support services	70%	32% Very satisfied, 38% Somewhat satisfied, 8% Very dissatisfied, 19% Somewhat dissatisfied	Are you satisfied with your decision to attend Sask Polytech? Would you recommend Sask Polytech to others? Would you recommend your program to others?		
Campus facilities	62%	32% Very satisfied, 30% Somewhat satisfied, 35% Not sure			
Campus activities	43%	14% Very satisfied, 30% Somewhat satisfied, 57% Not sure			

Institutional Research and Analysis



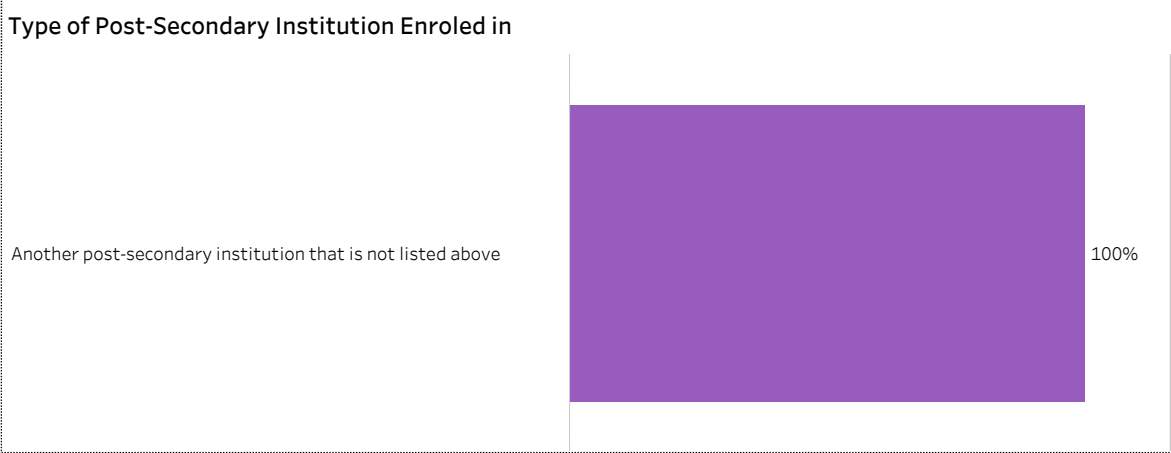
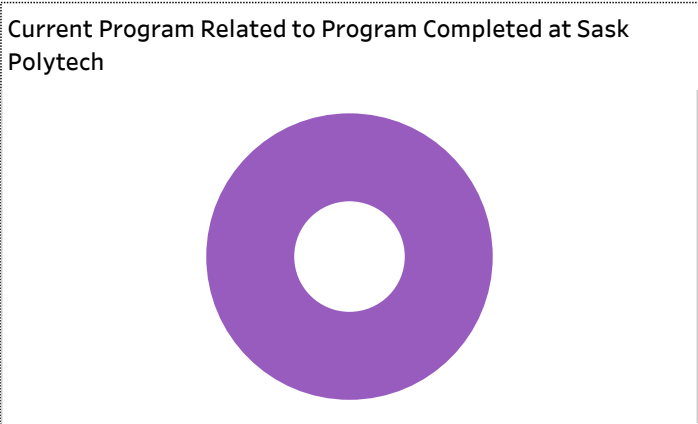
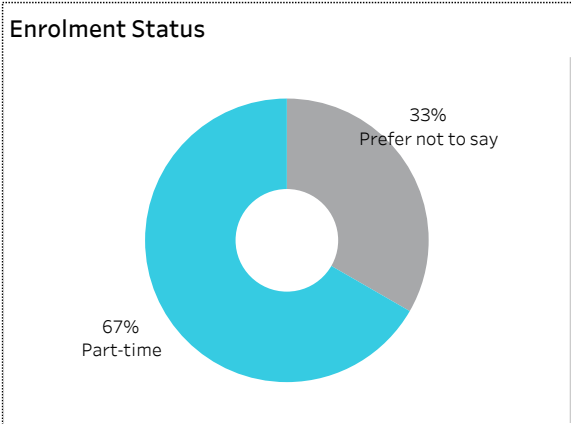
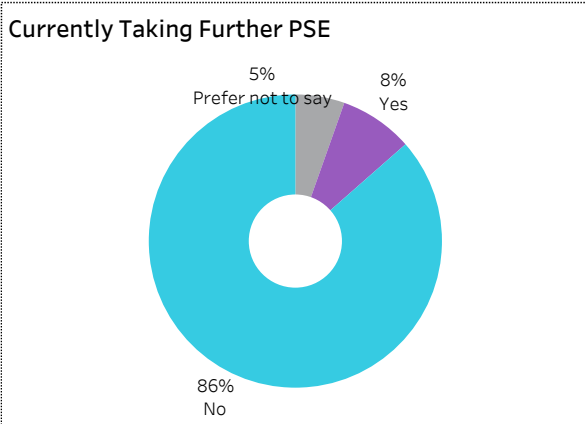
2019-20 Graduate Follow-up Survey Summary of Results (page 5/5) Further Post-Secondary Education



[Click on button to RESET Filters](#)

Number of Respondents
37

School: **Human Services & Community Safety** | Program: **Occupational Health and Safety** | Credential: **Certificate** | Admin Campus: **Saskatoon** | Base/CE: **Base** | Indigenous: **All**



Among the students who pursued further education, 25% indicated the program was not related to the one they completed at Sask Polytech. Common reasons cited by the graduates who were studying in an unrelated field were to be able to change career choice, to have more/better career choices, and difficulty of finding employment in their previous field of study.

Institutional Research and Analysis

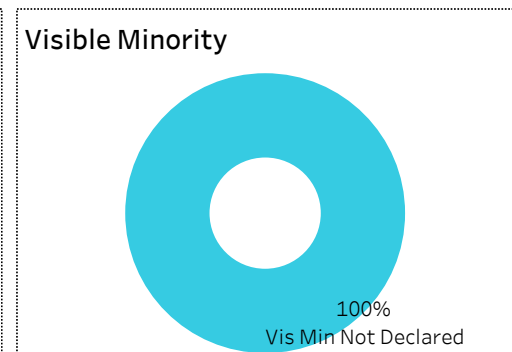
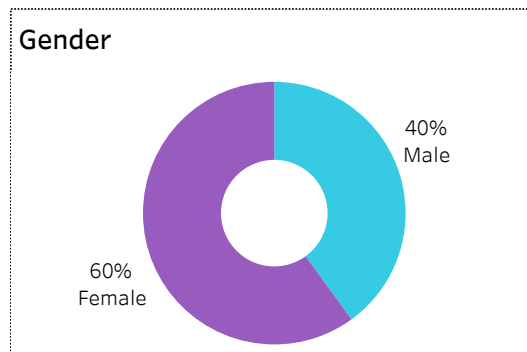
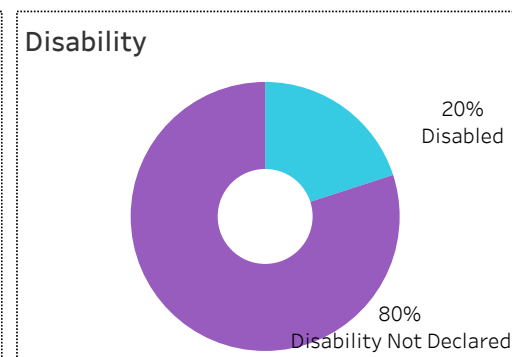
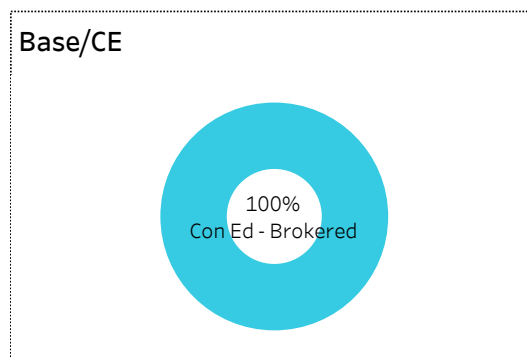
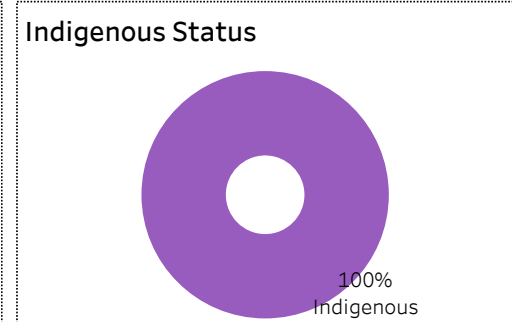
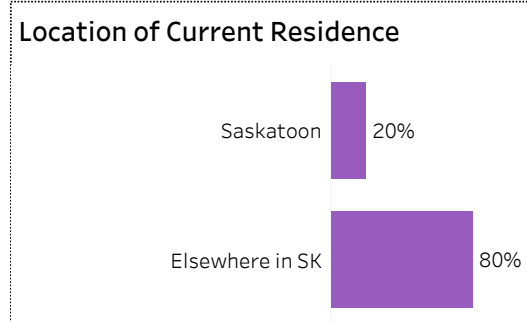


2019-20 Graduate Follow-up Survey Summary of Results (page 1/5) Respondent Profile



[Click on button to RESET Filters](#)

Number of Respondents **5** | School: **Human Services & Community Safety** | Program: **Security Officer** | Credential: **Applied Certificate** | Admin Campus: **Prince Albert** | Base/CE: **Con Ed - Brokered** | Indigenous: **Indigenous**





2019-20 Graduate Follow-up Survey Summary of Results (page 2/5) Graduate Employment



[Click on button to RESET Filters](#)

Number of Respondents
5

School: **Human Services & Community Safety** | Program: **Security Officer** | Credential: **Applied Certificate** | Admin Campus: **Prince Albert** |
Base/CE: **Con Ed - Brokered** | Indigenous: **Indigenous**

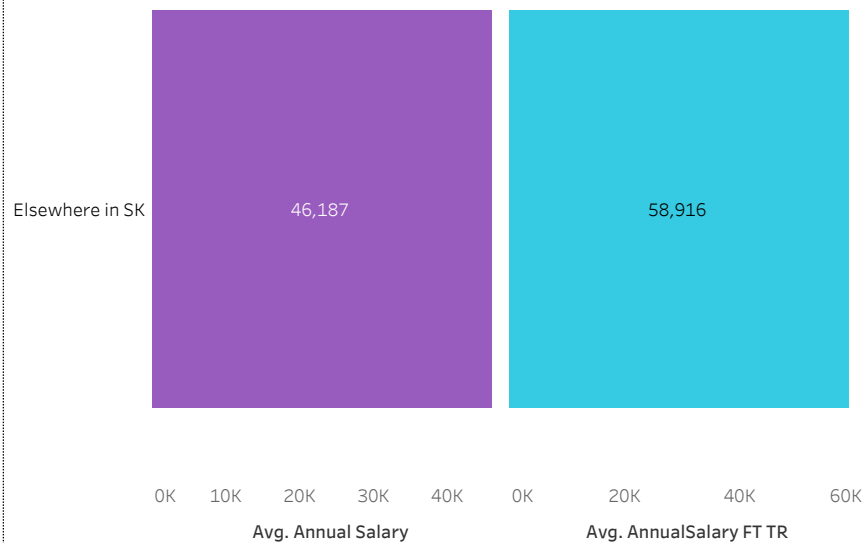
Overall Employment Rate

#Available Workforce	# of Grads Employed	Employment Rate	# of Fulltime Employed Grads	Full-time Employment Rate
5	4	80%	4	80%

Training Related (TR) Employment

#Available Workforce	# of TR Employed Grads	TR Employment Rate	# of Fulltime TR Employed Grads	Full-time TR Employment Rate
5	3	60%	3	60%

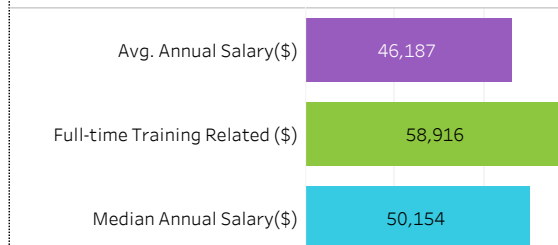
Average Salaries by Location of Employment



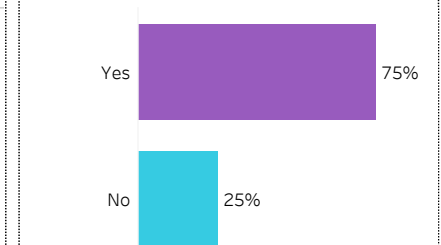
Location of Employment



Average/Median Salary



Relatedness of Job to Training





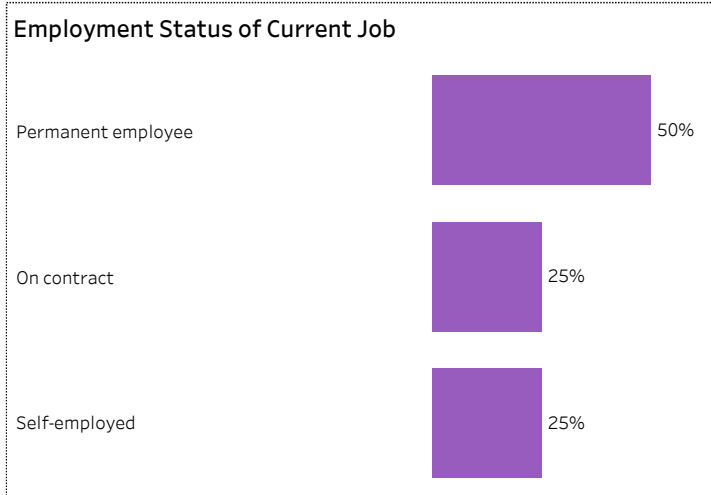
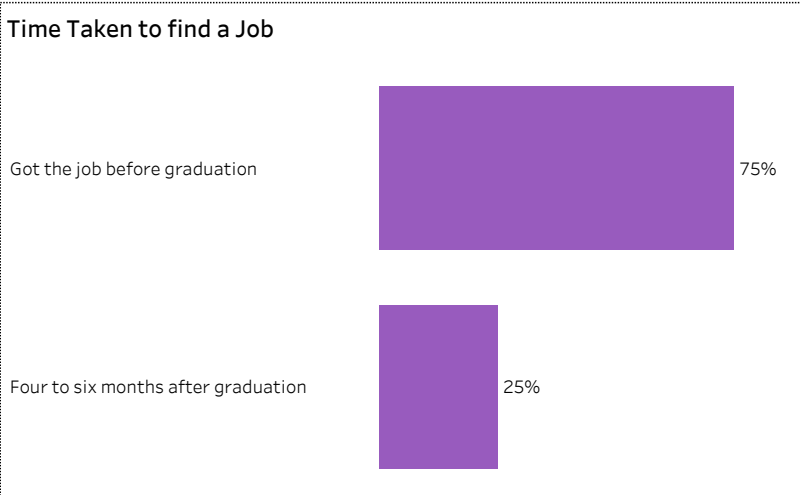
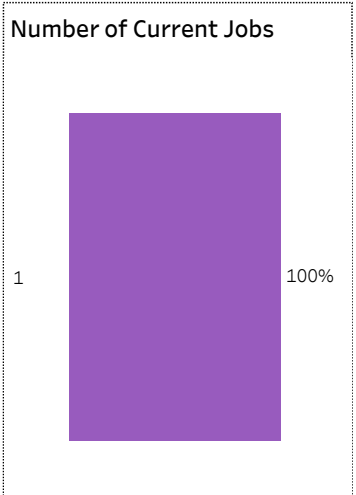
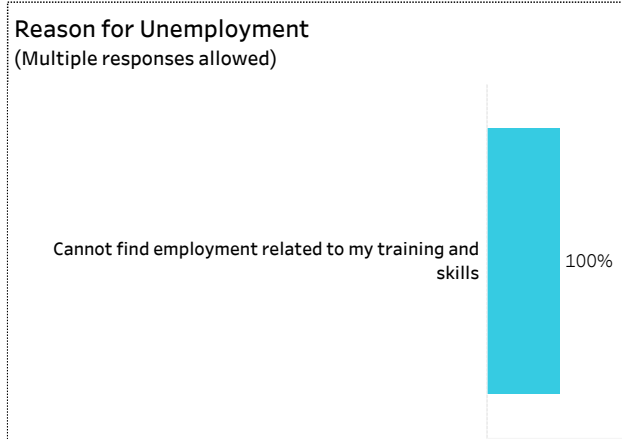
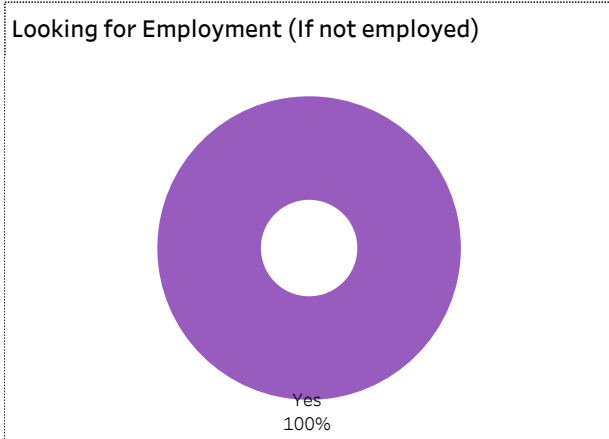
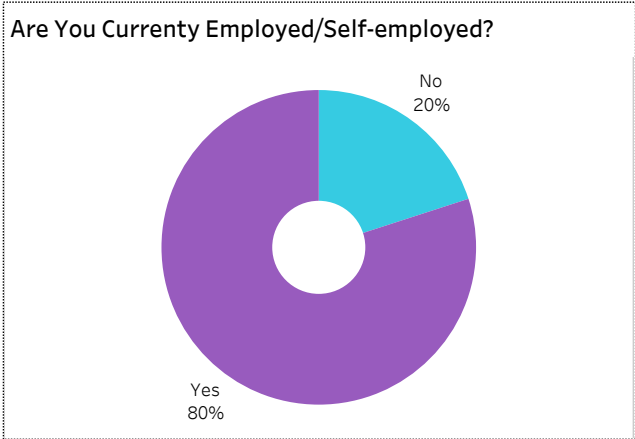
2019-20 Graduate Follow-up Survey Summary of Results (page 3/5) Graduate Employment (continued)



[Click on button to RESET Filters](#)

Number of Respondents
5

School: **Human Services & Community Safety** | Program: **Security Officer** | Credential: **Applied Certificate** | Admin Campus: **Prince Albert** | Base/CE: **Con Ed - Brokered** | Indigenous: **Indigenous**





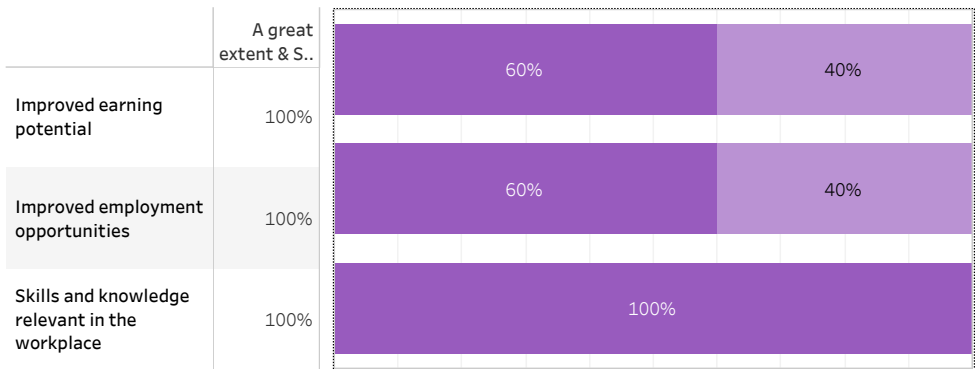
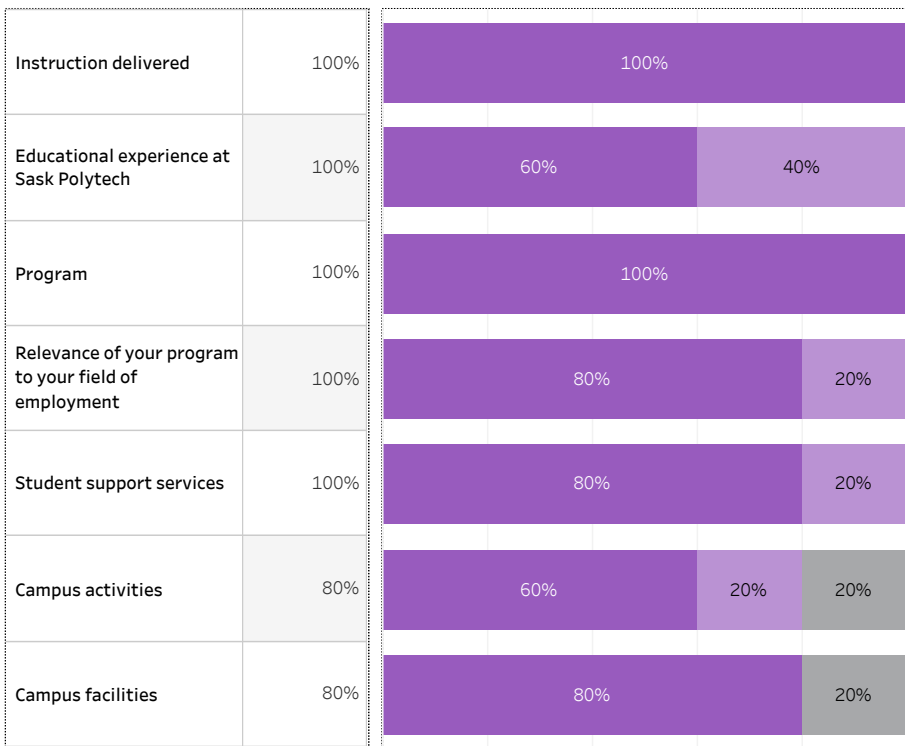
2019-20 Graduate Follow-up Survey Summary of Results (page 4/5) Satisfaction and Program Benefits



Click on button to RESET Filters

Number of Respondents 5	School: Human Services & Community Safety Program: Security Officer Credential: Applied Certificate Admin Campus: Prince Albert Base/CE: Con Ed - Brokered Indigenous: Indigenous
--	---

Level of Satisfaction	Very Satisfied & Somewhat Satisfied	<ul style="list-style-type: none"> Very satisfied Somewhat satisfied Not sure 	Program Benefits	A Great Extent & Some Extent	<ul style="list-style-type: none"> Some extent A great extent
------------------------------	-------------------------------------	--	-------------------------	------------------------------	---




Satisfaction with Sask Polytech

Are you satisfied with your decision to attend Sask Polytech? Would you recommend Sask Polytech to others? Would you recommend your program to others?



Yes
100%



Yes
100%



Yes
100%




2019-20 Graduate Follow-up Survey Summary of Results (page 5/5) Further Post-Secondary Education



[Click on button to RESET Filters](#)

Number of Respondents 5	School: Human Services & Community Safety Program: Security Officer Credential: Applied Certificate Admin Campus: Prince Albert Base/CE: Con Ed - Brokered Indigenous: Indigenous
-----------------------------------	---

Currently Taking Further PSE 	Enrolment Status	Current Program Related to Program Completed at Sask Polytech
---	------------------	---

Type of Post-Secondary Institution Enroled in

Among the students who pursued further education, 25% indicated the program was not related to the one they completed at Sask Polytech. Common reasons cited by the graduates who were studying in an unrelated field were to be able to change career choice, to have more/better career choices, and difficulty of finding employment in their previous field of study.

Institutional Research and Analysis

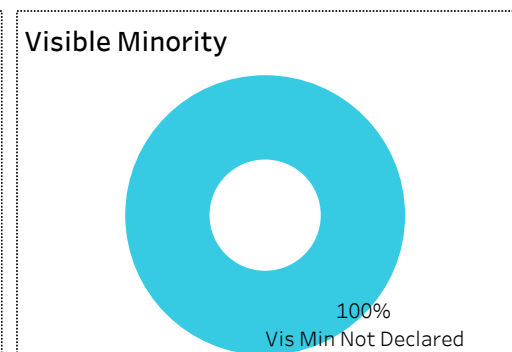
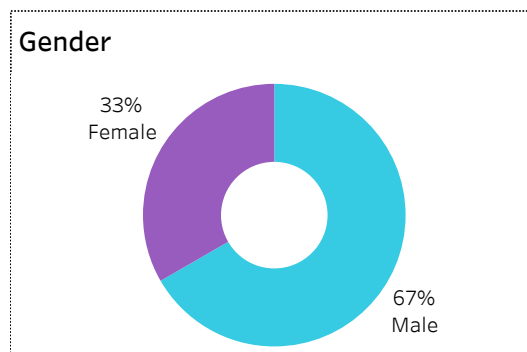
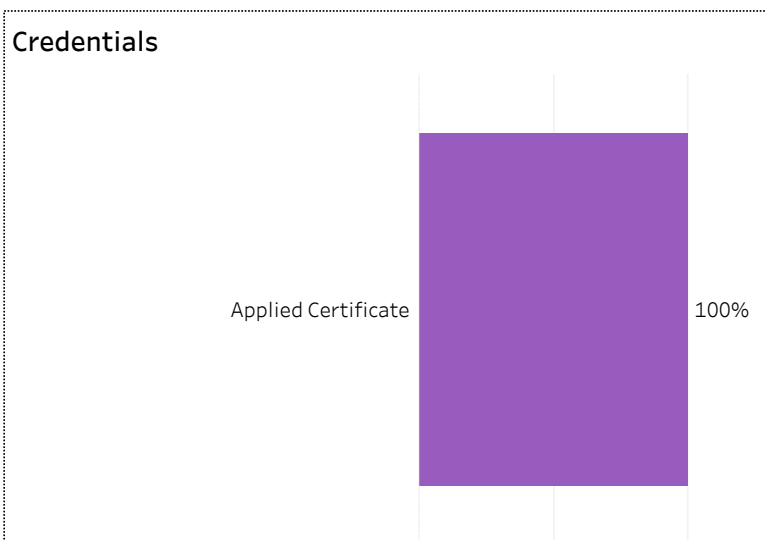
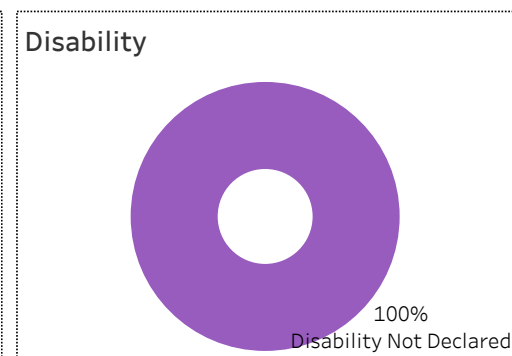

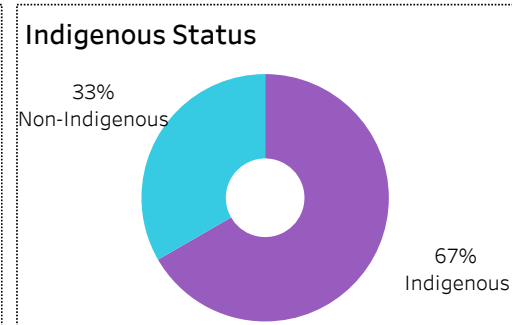
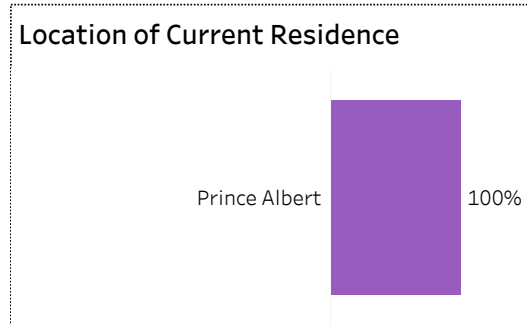


2019-20 Graduate Follow-up Survey Summary of Results (page 1/5) Respondent Profile



[Click on button to RESET Filters](#)

Number of Respondents: **3**
School: **Human Services & Community Safety** | Program: **Security Officer** | Credential: **Applied Certificate** | Admin Campus: **Prince Albert** | Base/CE: **Con Ed - Sask Polytech Delivered** | Indigenous: **All**





2019-20 Graduate Follow-up Survey Summary of Results (page 2/5) Graduate Employment



Click on button to RESET Filters

Number of Respondents
3

School: **Human Services & Community Safety** | Program: **Security Officer** | Credential: **Applied Certificate** | Admin Campus: **Prince Albert** |
Base/CE: **Con Ed - Sask Polytech Delivered** | Indigenous: **All**

Overall Employment Rate

#Available Workforce	# of Grads Employed	Employment Rate	# of Fulltime Employed Grads	Full-time Employment Rate
3	3	100%	3	100%

Training Related (TR) Employment

#Available Workforce	# of TR Employed Grads	TR Employment Rate	# of Fulltime TR Employed Grads	Full -time TR Employment Rate
3	2	67%	2	67%

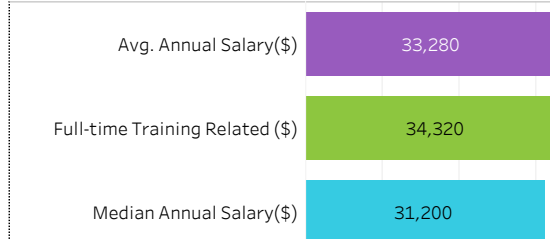
Location of Employment



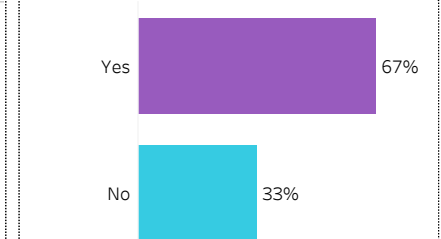
Average Salaries by Location of Employment



Average/Median Salary



Relatedness of Job to Training





2019-20 Graduate Follow-up Survey

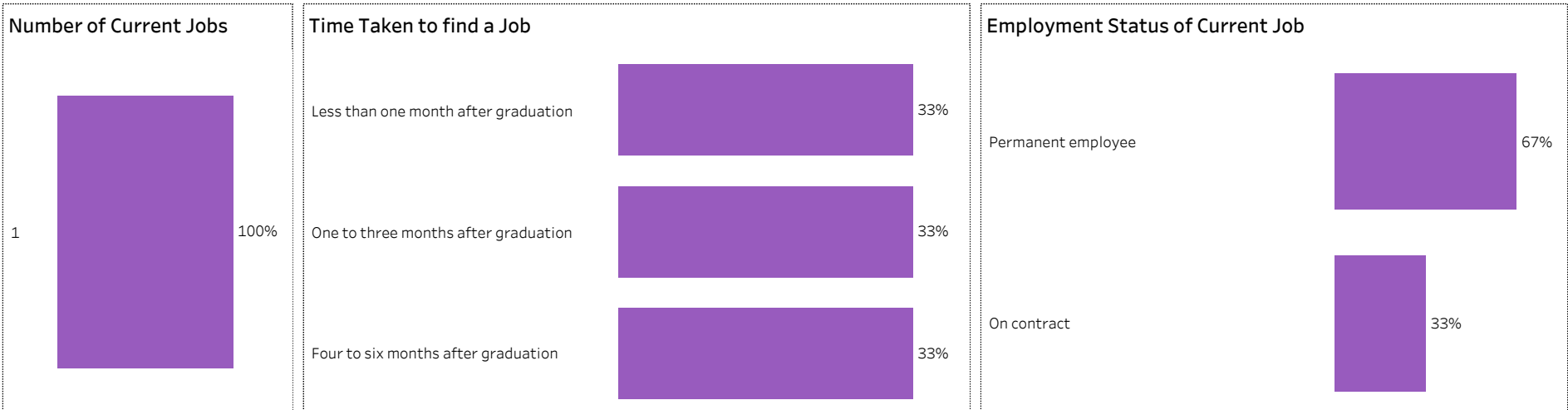
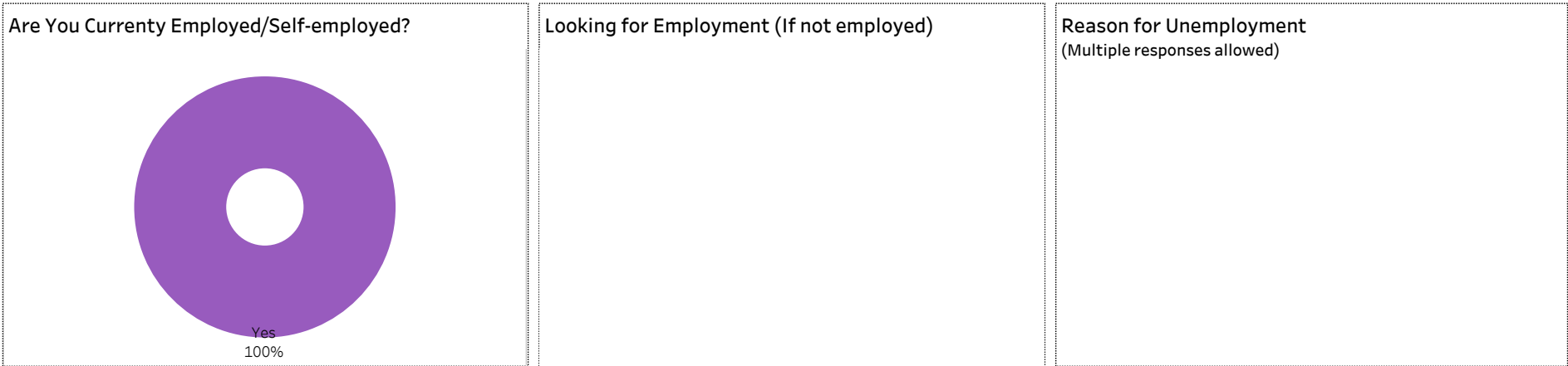
Summary of Results (page 3/5)

Graduate Employment (continued)



[Click on button to RESET Filters](#)

Number of Respondents 3	School: Human Services & Community Safety Program: Security Officer Credential: Applied Certificate Admin Campus: Prince Albert Base/CE: Con Ed - Sask Polytech Delivered Indigenous: All
-----------------------------------	---





2019-20 Graduate Follow-up Survey Summary of Results (page 4/5) Satisfaction and Program Benefits

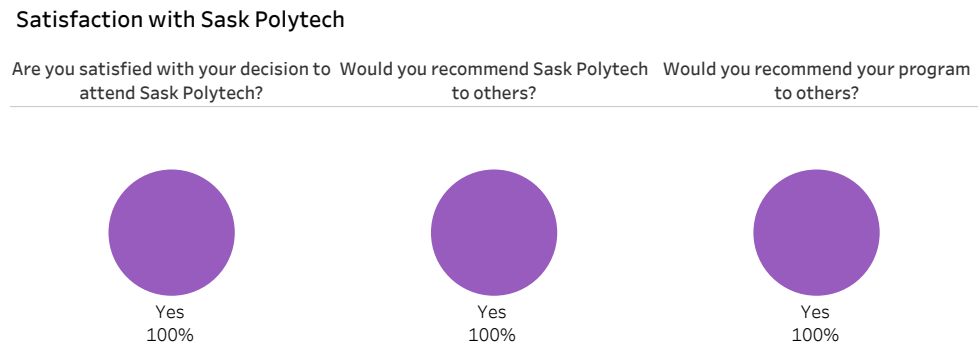


[Click on button to RESET Filters](#)

Number of Respondents 3	School: Human Services & Community Safety Program: Security Officer Credential: Applied Certificate Admin Campus: Prince Albert Base/CE: Con Ed - Sask Polytech Delivered Indigenous: All
---	---

Level of Satisfaction	Very Satisfied & Somewhat Satisfied	<ul style="list-style-type: none"> Very satisfied Somewhat satisfied 	Program Benefits	A Great Extent & Some Extent	<ul style="list-style-type: none"> Some extent A great extent
------------------------------	-------------------------------------	--	-------------------------	------------------------------	---

Category	Total	Very satisfied	Somewhat satisfied	Program Benefits	Total	A Great Extent	Some extent	
Campus activities	100%	67%	33%	Improved earning potential	100%	67%	33%	
Campus facilities	100%	67%	33%		Improved employment opportunities	100%	67%	33%
Instruction delivered	100%	100%				Skills and knowledge relevant in the workplace	100%	67%
Educational experience at Sask Polytech	100%	67%	33%					



Institutional Research and Analysis




2019-20 Graduate Follow-up Survey Summary of Results (page 5/5) Further Post-Secondary Education



[Click on button to RESET Filters](#)

Number of Respondents 3	School: Human Services & Community Safety Program: Security Officer Credential: Applied Certificate Admin Campus: Prince Albert Base/CE: Con Ed - Sask Polytech Delivered Indigenous: All
-----------------------------------	---

Currently Taking Further PSE 	Enrolment Status	Current Program Related to Program Completed at Sask Polytech
---	------------------	---

Type of Post-Secondary Institution Enroled in

Among the students who pursued further education, 25% indicated the program was not related to the one they completed at Sask Polytech. Common reasons cited by the graduates who were studying in an unrelated field were to be able to change career choice, to have more/better career choices, and difficulty of finding employment in their previous field of study.

Institutional Research and Analysis

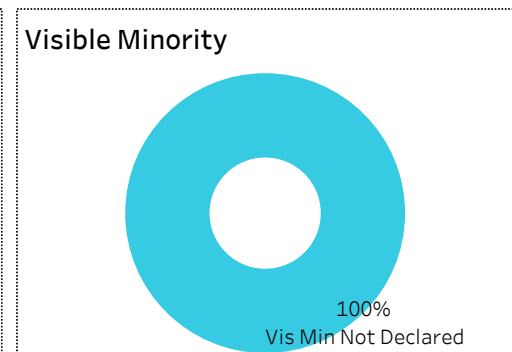
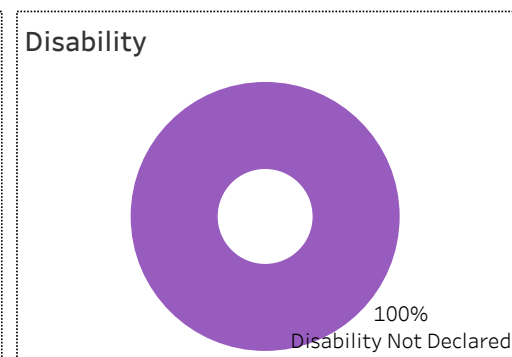

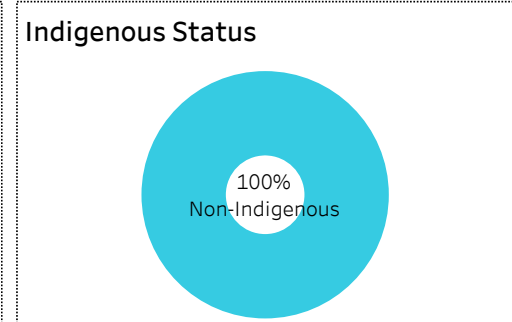
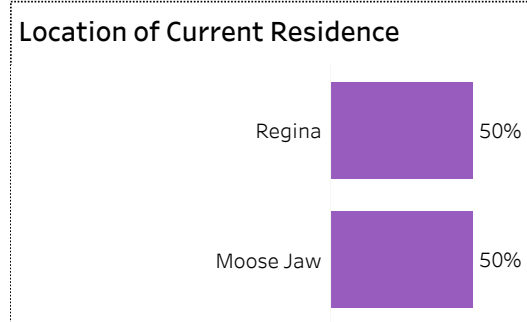


2019-20 Graduate Follow-up Survey Summary of Results (page 1/5) Respondent Profile



[Click on button to RESET Filters](#)

Number of Respondents: **4**
School: **Human Services & Community Safety** | Program: **Victim Services Coordination** | Credential: **Applied Certificate** | Admin Campus: **Regina** | Base/CE: **Con Ed - Sask Polytech Delivered** | Indigenous: **Non-Indigenous**





2019-20 Graduate Follow-up Survey Summary of Results (page 2/5) Graduate Employment



[Click on button to RESET Filters](#)

Number of Respondents
4

School: **Human Services & Community Safety** | Program: **Victim Services Coordination** | Credential: **Applied Certificate** | Admin Campus: **Regina** | Base/CE: **Con Ed - Sask Polytech Delivered** | Indigenous: **Non-Indigenous**

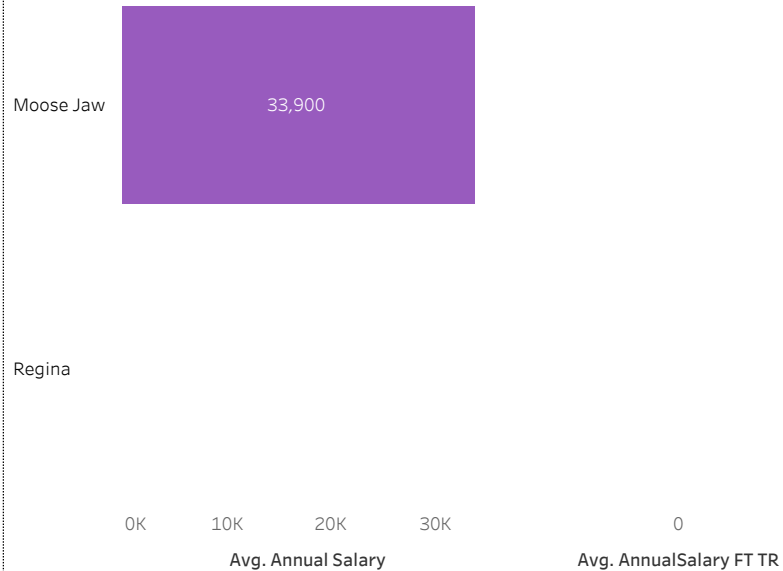
Overall Employment Rate

#Available Workforce	# of Grads Employed	Employment Rate	# of Fulltime Employed Grads	Full-time Employment Rate
4	4	100%	3	75%

Training Related (TR) Employment

#Available Workforce	# of TR Employed Grads	TR Employment Rate	# of Fulltime TR Employed Grads	Full -time TR Employment Rate
4	0	0%	0	0%

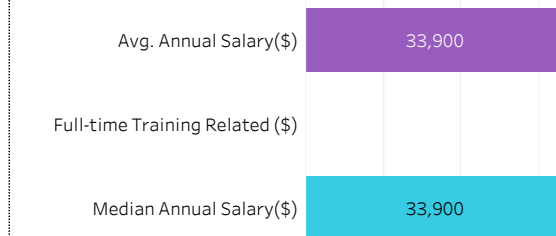
Average Salaries by Location of Employment




Location of Employment



Average/Median Salary



Relatedness of Job to Training





2019-20 Graduate Follow-up Survey

Summary of Results (page 3/5)

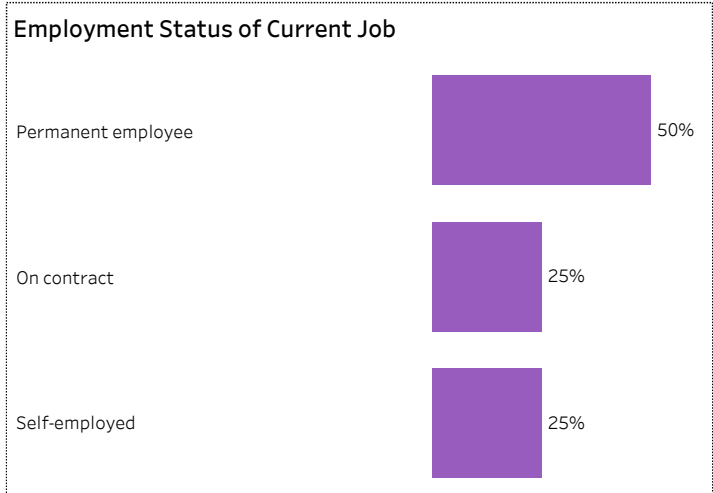
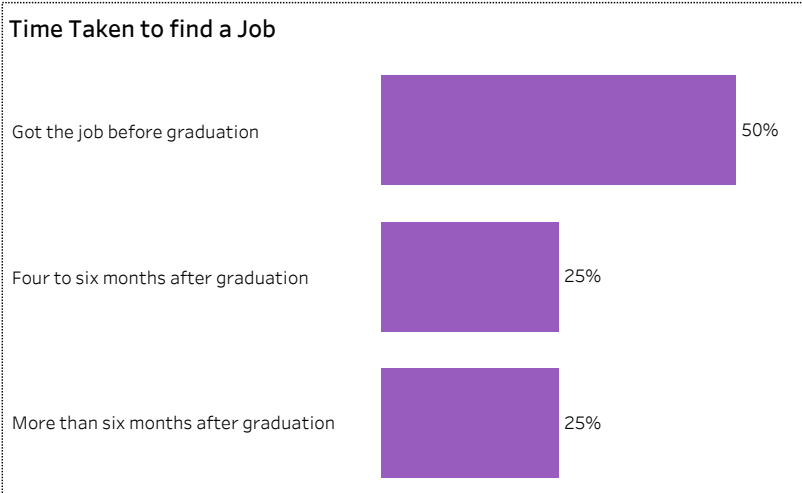
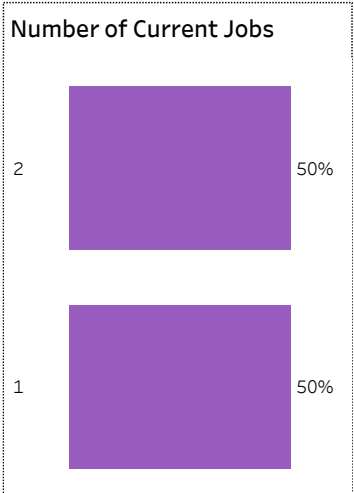

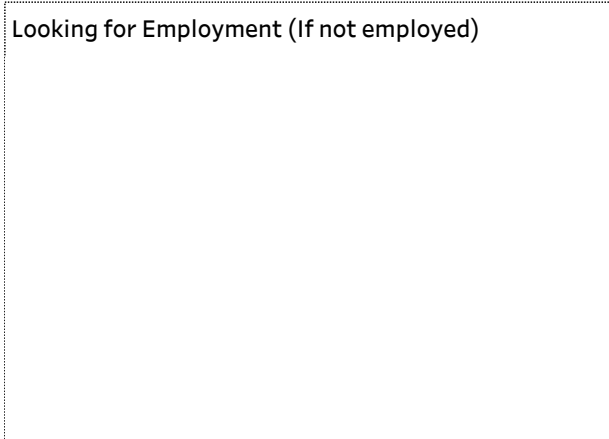
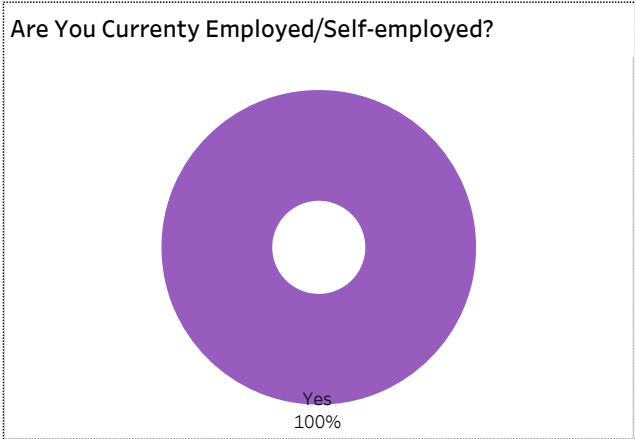
Graduate Employment (continued)



[Click on button to RESET Filters](#)

Number of Respondents: **4**

School: **Human Services & Community Safety** | Program: **Victim Services Coordination** | Credential: **Applied Certificate** | Admin
Campus: **Regina** | Base/CE: **Con Ed - Sask Polytech Delivered** | Indigenous: **Non-Indigenous**





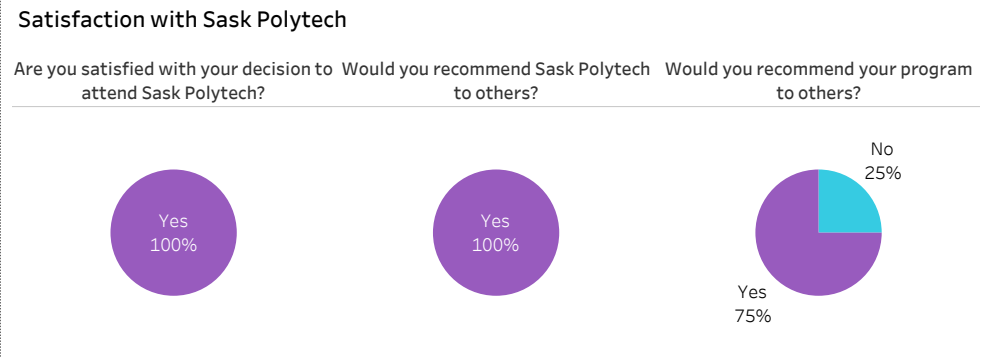
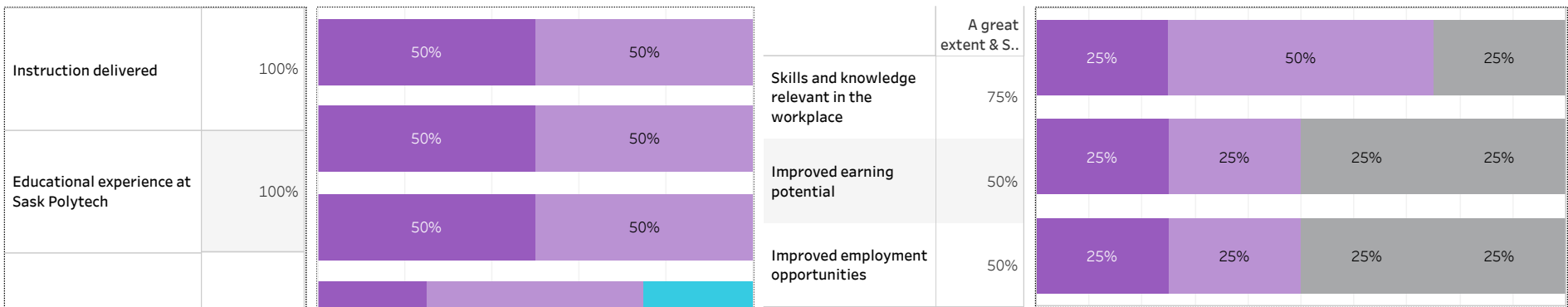
2019-20 Graduate Follow-up Survey Summary of Results (page 4/5) Satisfaction and Program Benefits



Click on button to RESET Filters

Number of Respondents 4	School: Human Services & Community Safety Program: Victim Services Coordination Credential: Applied Certificate Admin Campus: Regina Base/CE: Con Ed - Sask Polytech Delivered Indigenous: Non-Indigenous
-----------------------------------	--

Level of Satisfaction	Very Satisfied & Somewhat Satisfied	<ul style="list-style-type: none"> Very satisfied Somewhat satisfied Very dissatisfied Not sure 	Program Benefits	A Great Extent & Some Extent	<ul style="list-style-type: none"> Not applicable Not sure Some extent A great extent
------------------------------	-------------------------------------	---	-------------------------	------------------------------	---



Institutional Research and Analysis

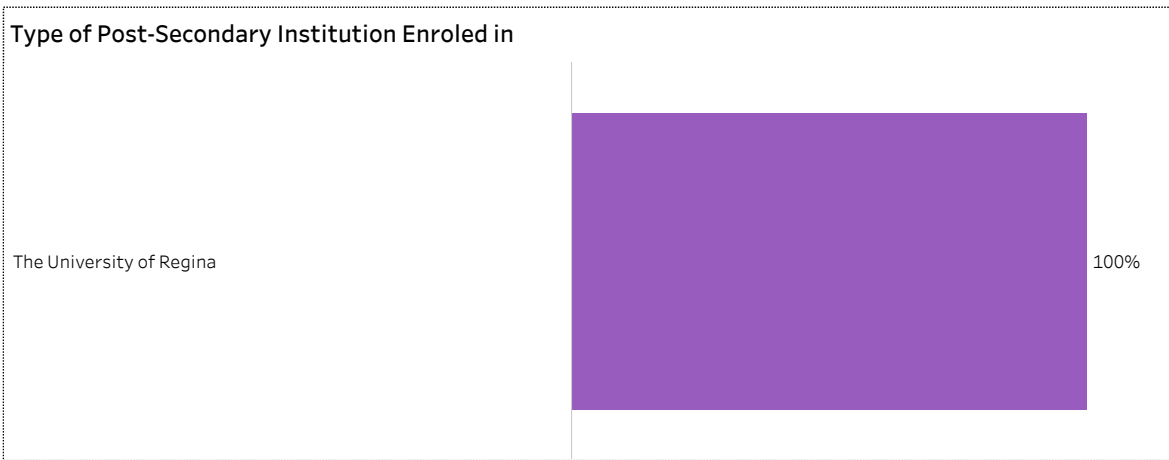
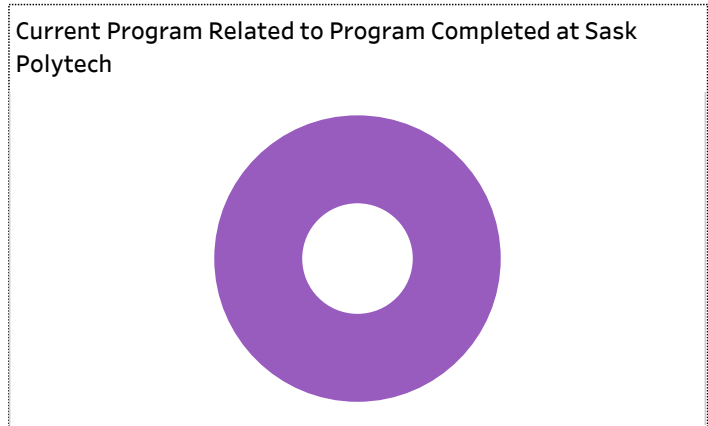

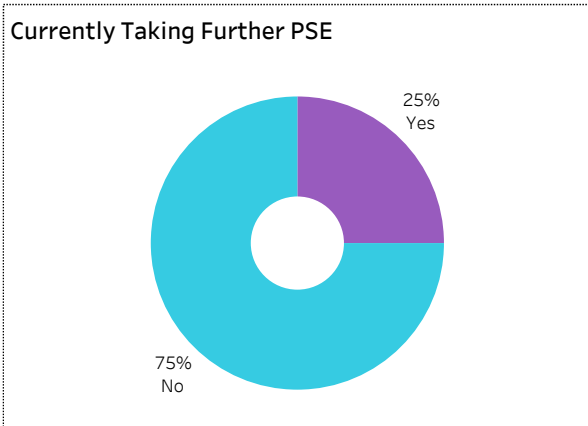


2019-20 Graduate Follow-up Survey Summary of Results (page 5/5) Further Post-Secondary Education



[Click on button to RESET Filters](#)

Number of Respondents 4	School: Human Services & Community Safety Program: Victim Services Coordination Credential: Applied Certificate Admin Campus: Regina Base/CE: Con Ed - Sask Polytech Delivered Indigenous: Non-Indigenous
-----------------------------------	--



Among the students who pursued further education, 25% indicated the program was not related to the one they completed at Sask Polytech. Common reasons cited by the graduates who were studying in an unrelated field were to be able to change career choice, to have more/better career choices, and difficulty of finding employment in their previous field of study.

Institutional Research and Analysis

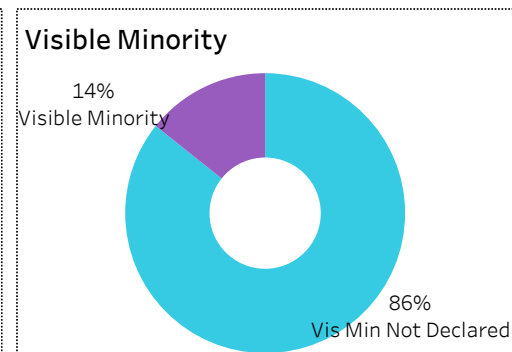
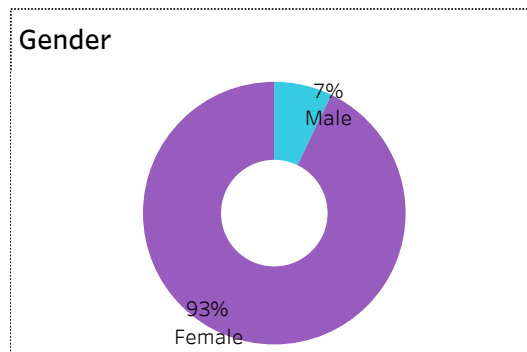
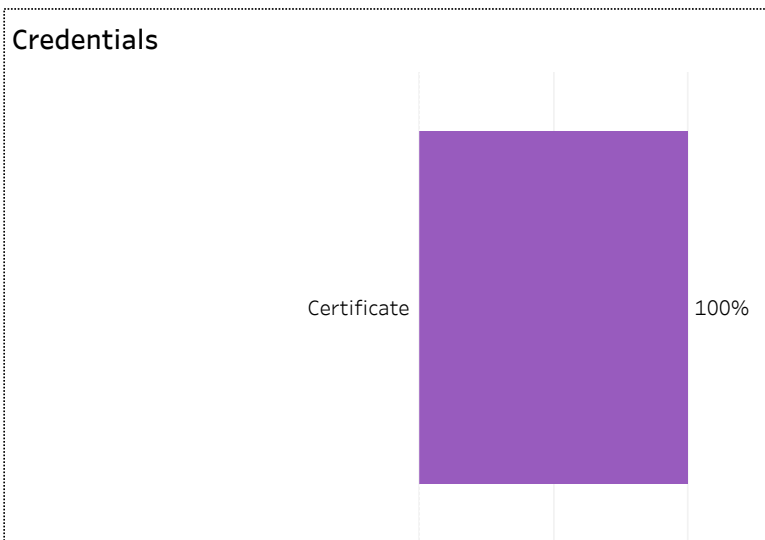
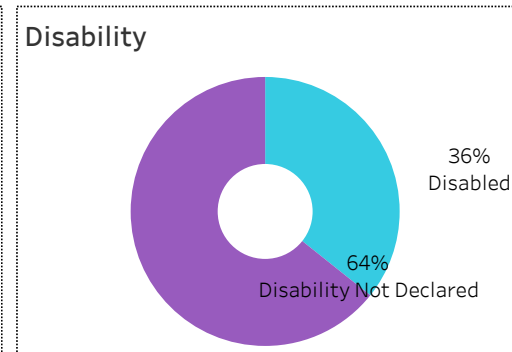
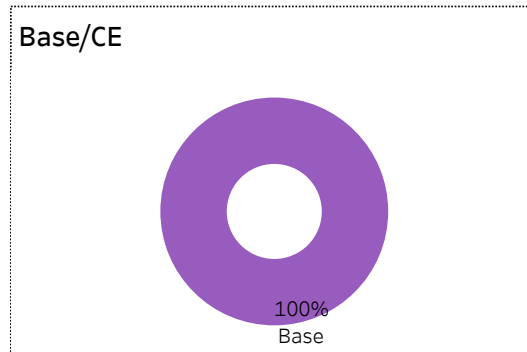
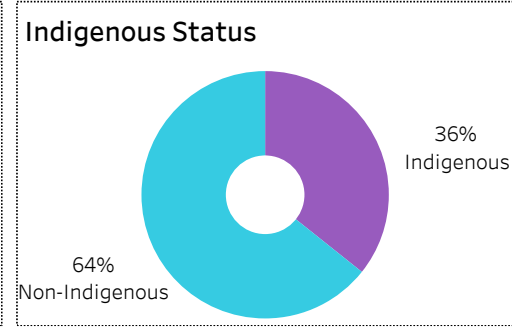
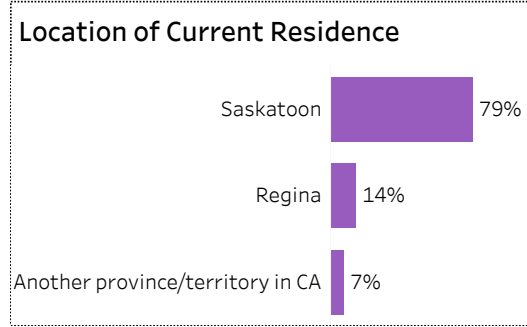


2019-20 Graduate Follow-up Survey Summary of Results (page 1/5) Respondent Profile



[Click on button to RESET Filters](#)

Number of Respondents **14** | School: **Human Services & Community Safety** | Program: **Youth Care Worker** | Credential: **Certificate** | Admin
Campus: **Saskatoon** | Base/CE: **Base** | Indigenous: **All**





2019-20 Graduate Follow-up Survey Summary of Results (page 2/5) Graduate Employment



[Click on button to RESET Filters](#)

Number of Respondents
14

School: **Human Services & Community Safety** | Program: **Youth Care Worker** | Credential: **Certificate** | Admin Campus: **Saskatoon** | Base/CE: **Base** | Indigenous: **All**

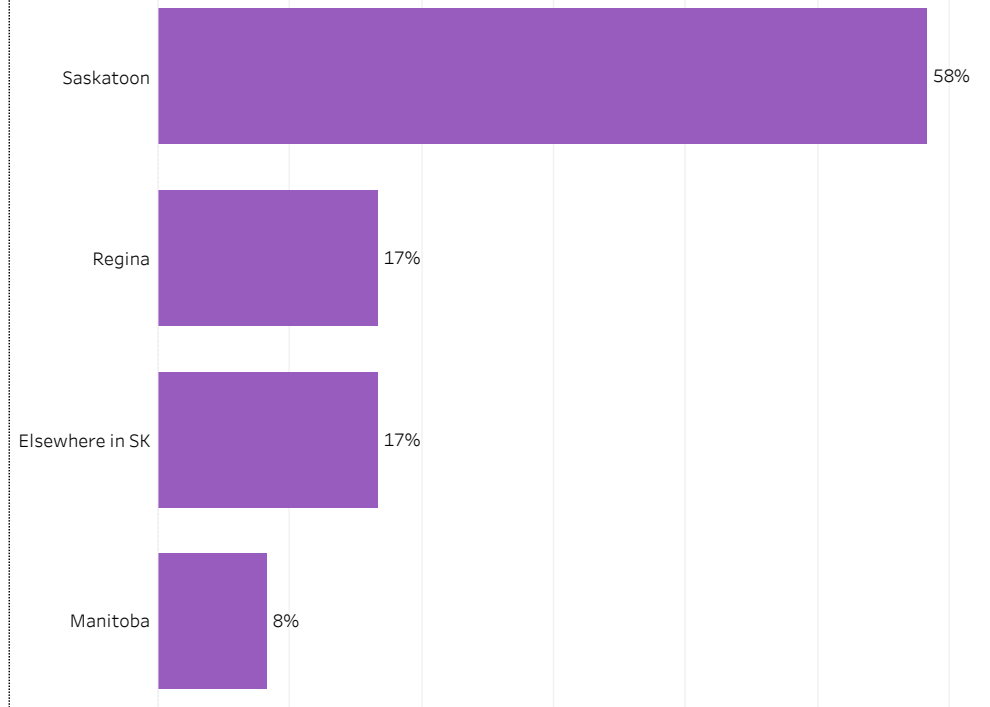
Overall Employment Rate

#Available Workforce	# of Grads Employed	Employment Rate	# of Fulltime Employed Grads	Full-time Employment Rate
12	12	100%	9	75%

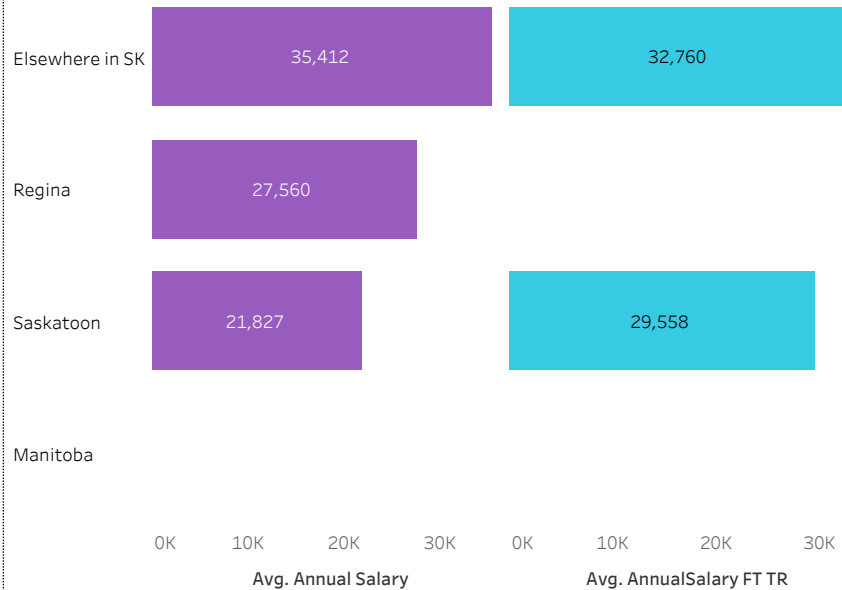
Training Related (TR) Employment

#Available Workforce	# of TR Employed Grads	TR Employment Rate	# of Fulltime TR Employed Grads	Full-time TR Employment Rate
12	7	58%	5	42%

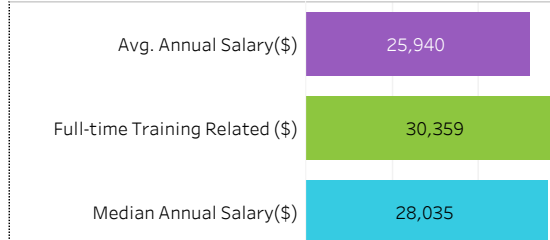
Location of Employment



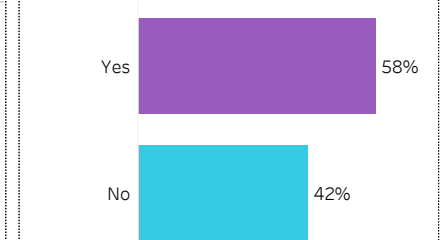
Average Salaries by Location of Employment



Average/Median Salary



Relatedness of Job to Training



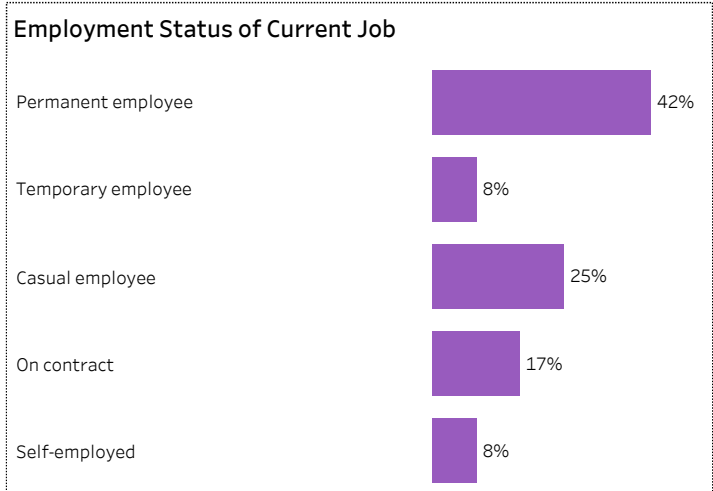
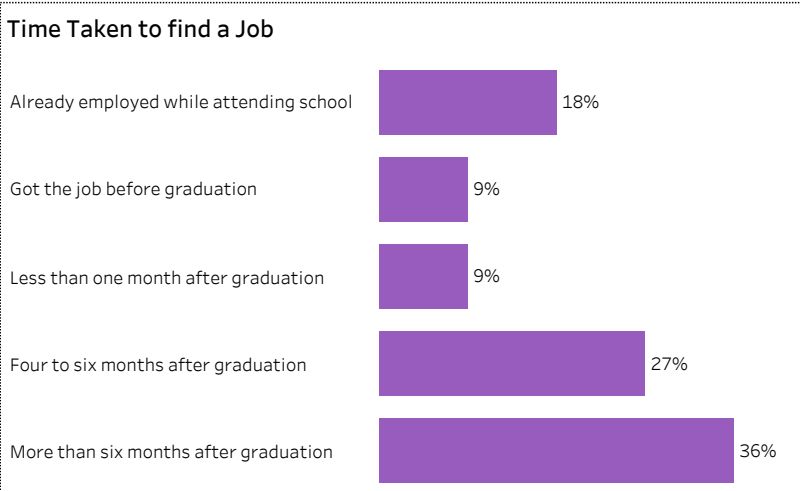
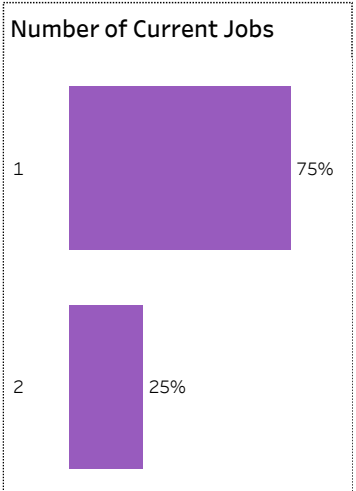
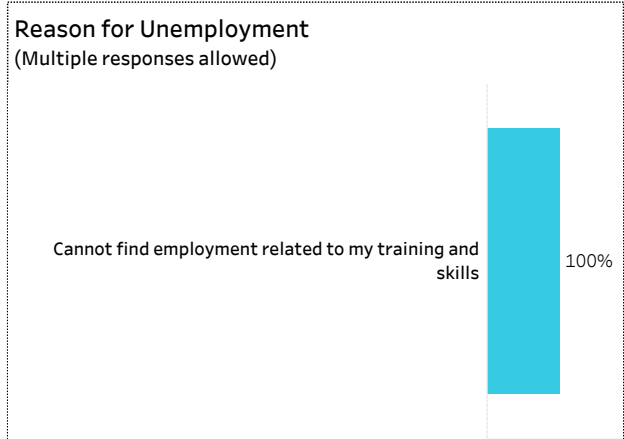
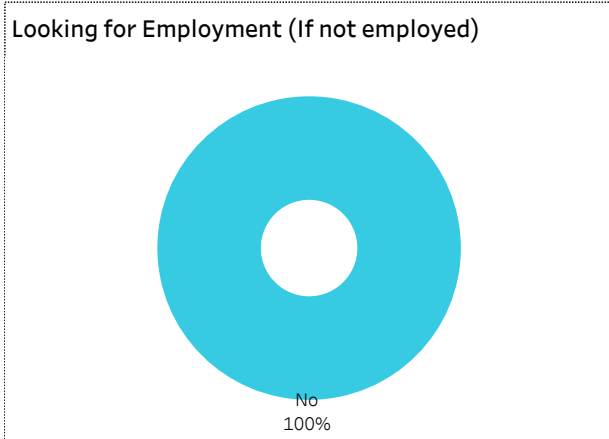
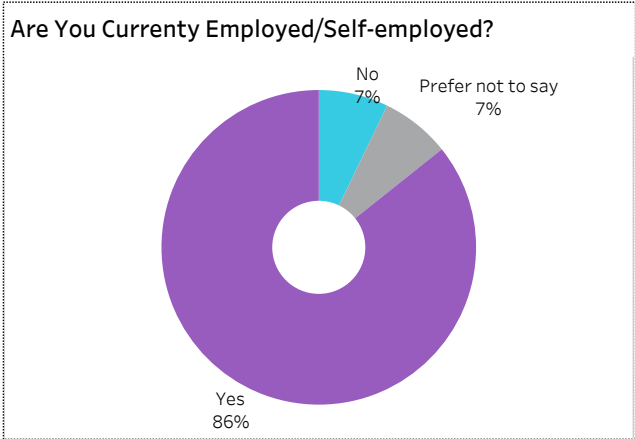


2019-20 Graduate Follow-up Survey Summary of Results (page 3/5) Graduate Employment (continued)



[Click on button to RESET Filters](#)

Number of Respondents **14** | School: **Human Services & Community Safety** | Program: **Youth Care Worker** | Credential: **Certificate** | Admin Campus: **Saskatoon** | Base/CE: **Base** | Indigenous: **All**





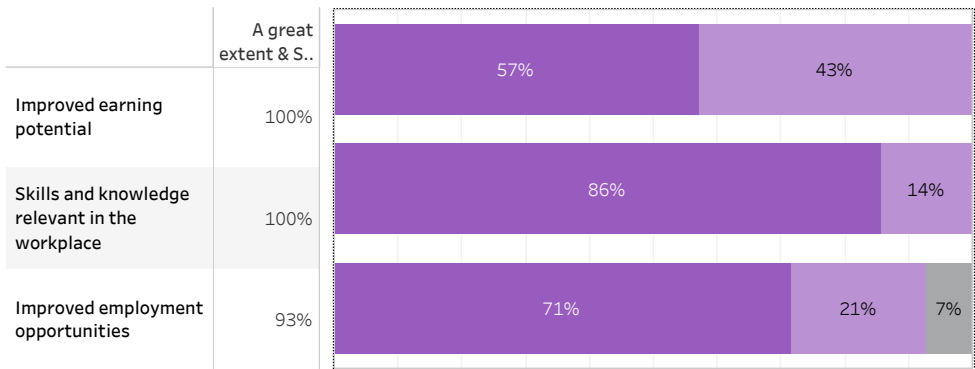
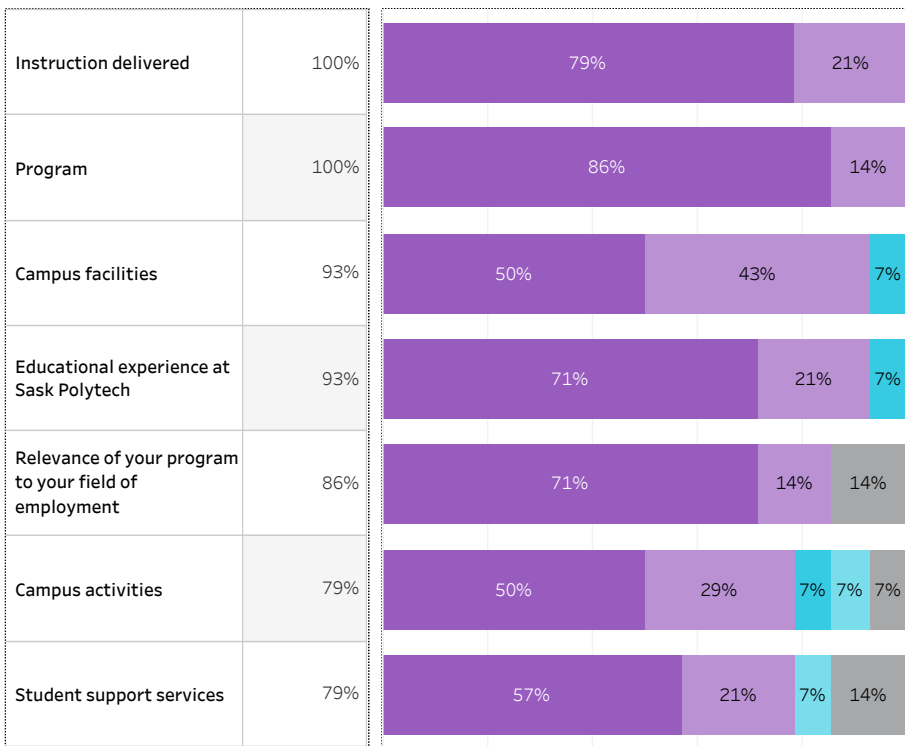
2019-20 Graduate Follow-up Survey Summary of Results (page 4/5) Satisfaction and Program Benefits



Click on button to RESET Filters

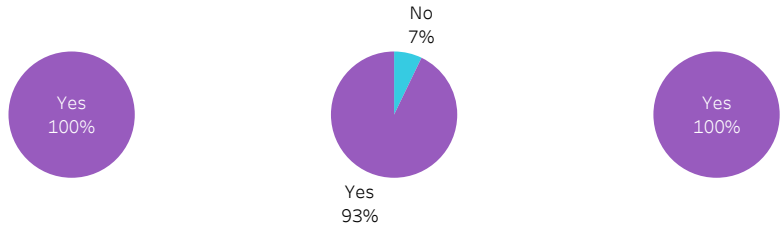
Number of Respondents 14	School: Human Services & Community Safety Program: Youth Care Worker Credential: Certificate Admin Campus: Saskatoon Base/CE: Base Indigenous: All
------------------------------------	---

Level of Satisfaction	Very Satisfied & Somewhat Satisfied	<ul style="list-style-type: none"> Very satisfied Somewhat satisfied Very dissatisfied Somewhat dissatisfied Not sure 	Program Benefits	A Great Extent & Some Extent	<ul style="list-style-type: none"> Not sure Some extent A great extent
------------------------------	-------------------------------------	--	-------------------------	------------------------------	---



Satisfaction with Sask Polytech

Are you satisfied with your decision to attend Sask Polytech? | Would you recommend Sask Polytech to others? | Would you recommend your program to others?



Institutional Research and Analysis



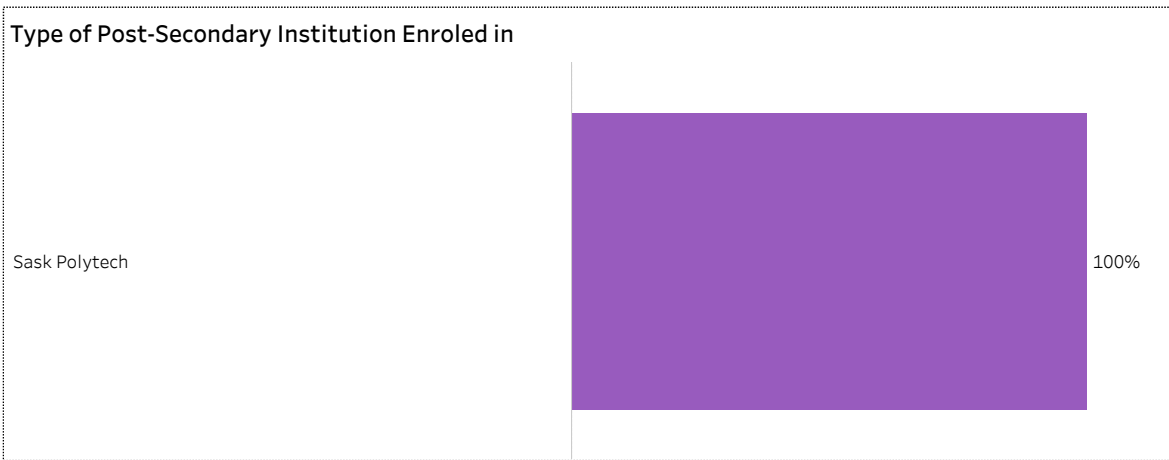
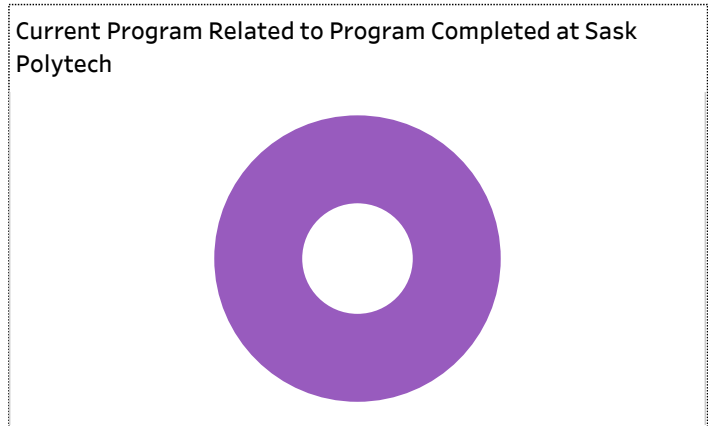
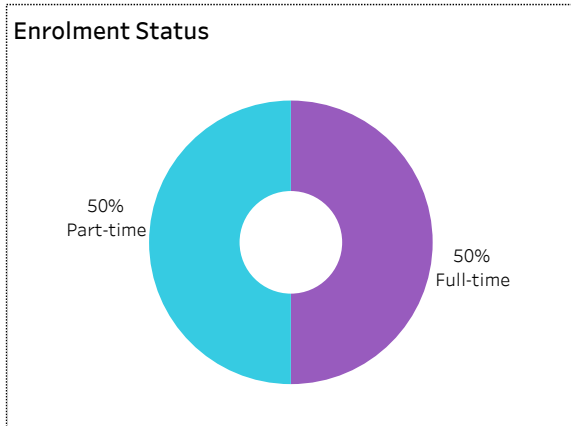
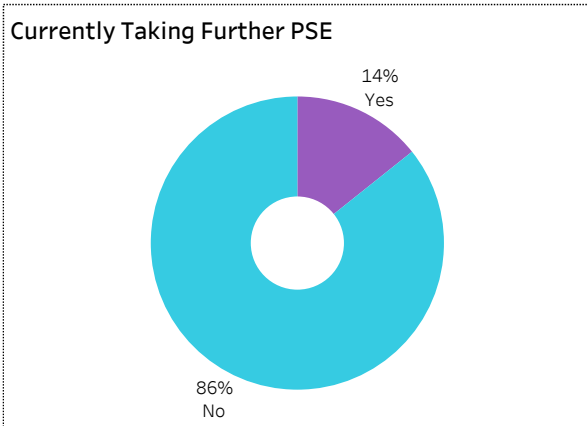
2019-20 Graduate Follow-up Survey Summary of Results (page 5/5) Further Post-Secondary Education



[Click on button to RESET Filters](#)

Number of Respondents
14

School: **Human Services & Community Safety** | Program: **Youth Care Worker** | Credential: **Certificate** | Admin Campus: **Saskatoon** |
Base/CE: **Base** | Indigenous: **All**



Among the students who pursued further education, 25% indicated the program was not related to the one they completed at Sask Polytech. Common reasons cited by the graduates who were studying in an unrelated field were to be able to change career choice, to have more/better career choices, and difficulty of finding employment in their previous field of study.

Institutional Research and Analysis

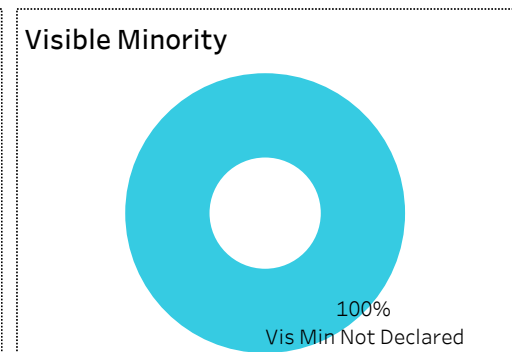
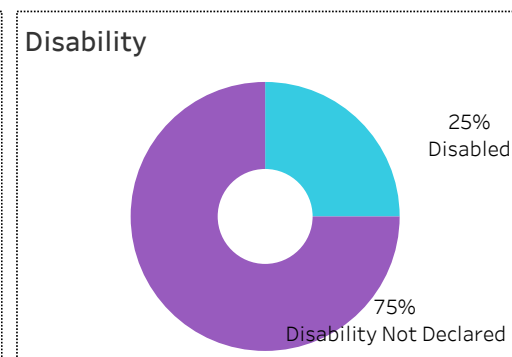

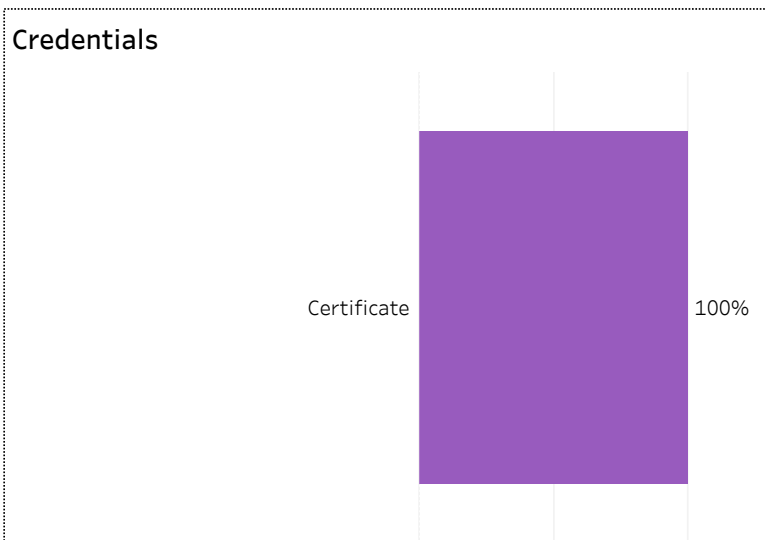
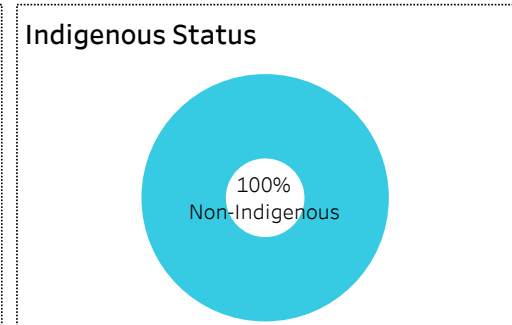
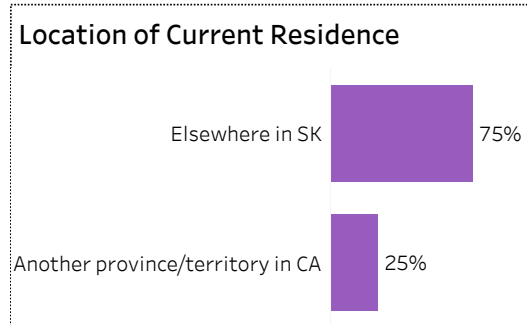


2019-20 Graduate Follow-up Survey Summary of Results (page 1/5) Respondent Profile



[Click on button to RESET Filters](#)

Number of Respondents: **4**
School: **Human Services & Community Safety** | Program: **Youth Care Worker** | Credential: **Certificate** | Admin
Campus: **Saskatoon** | Base/CE: **Con Ed - Sask Polytech Delivered** | Indigenous: **Non-Indigenous**





2019-20 Graduate Follow-up Survey Summary of Results (page 2/5) Graduate Employment



[Click on button to RESET Filters](#)

Number of Respondents
4

School: **Human Services & Community Safety** | Program: **Youth Care Worker** | Credential: **Certificate** | Admin Campus: **Saskatoon** | Base/CE: **Con Ed - Sask Polytech Delivered** | Indigenous: **Non-Indigenous**

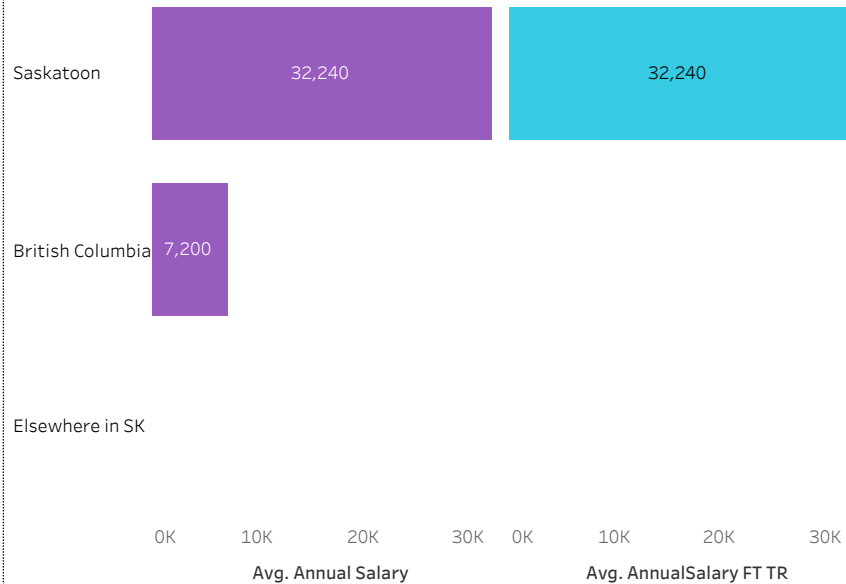
Overall Employment Rate

#Available Workforce	# of Grads Employed	Employment Rate	# of Fulltime Employed Grads	Full-time Employment Rate
4	4	100%	2	50%

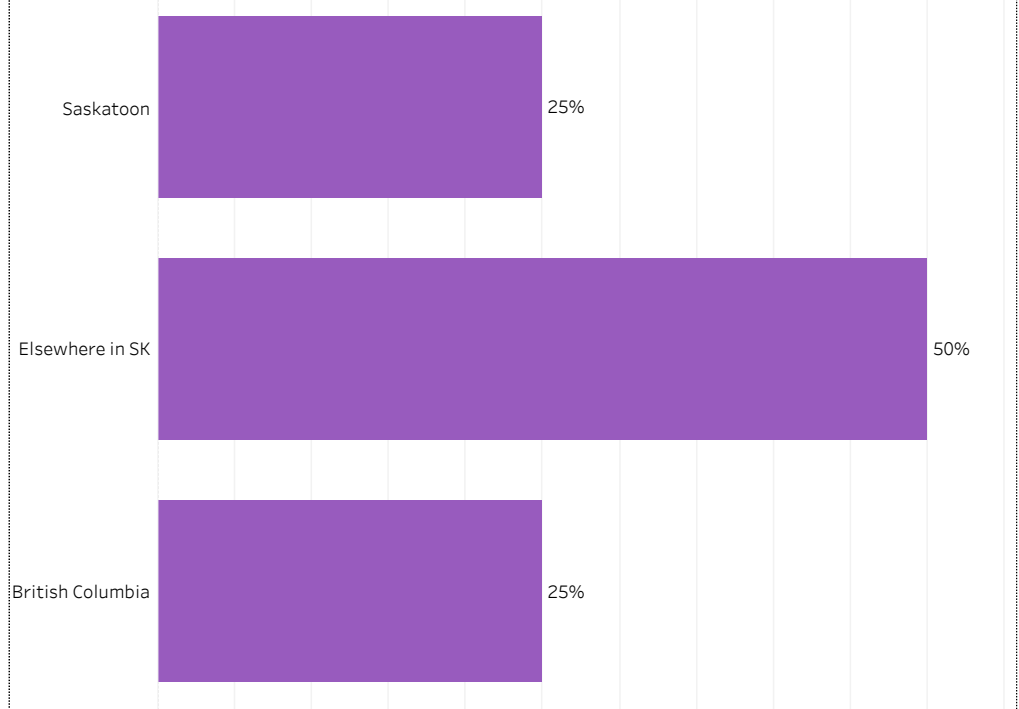
Training Related (TR) Employment

#Available Workforce	# of TR Employed Grads	TR Employment Rate	# of Fulltime TR Employed Grads	Full-time TR Employment Rate
4	2	50%	1	25%


Average Salaries by Location of Employment



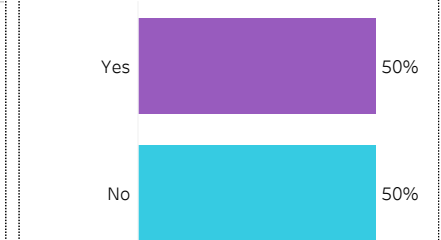
Location of Employment



Average/Median Salary



Relatedness of Job to Training





2019-20 Graduate Follow-up Survey

Summary of Results (page 3/5)

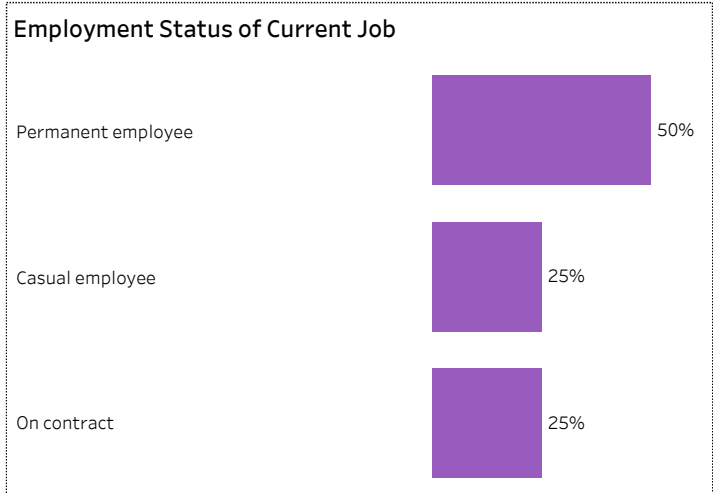
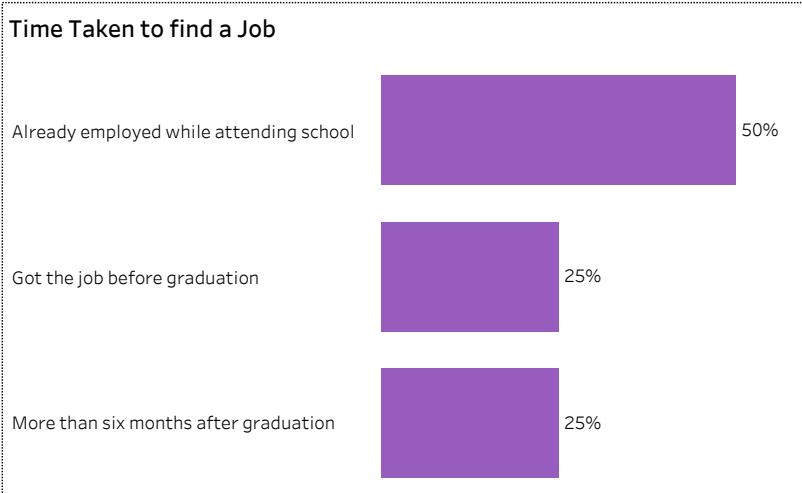
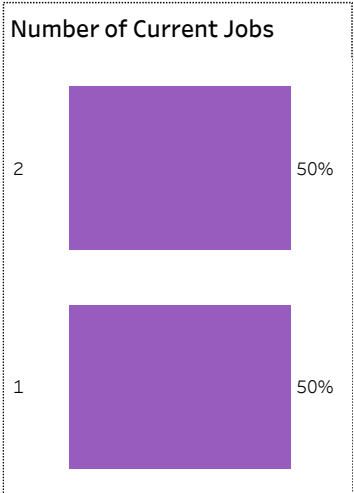

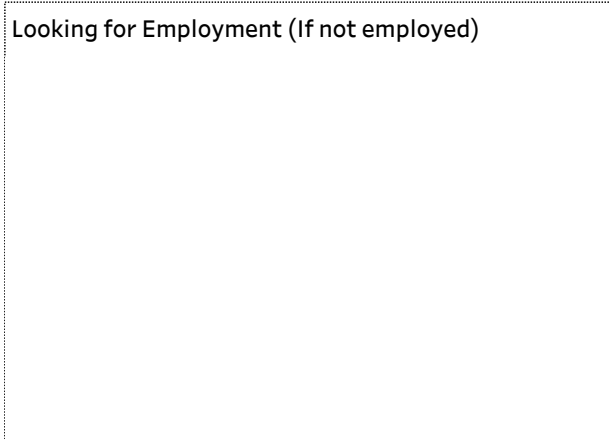
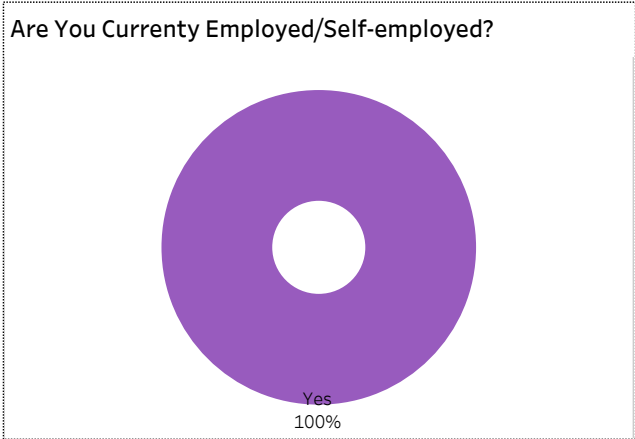
Graduate Employment (continued)



[Click on button to RESET Filters](#)

Number of Respondents: **4**

School: **Human Services & Community Safety** | Program: **Youth Care Worker** | Credential: **Certificate** | Admin Campus: **Saskatoon** | Base/CE: **Con Ed - Sask Polytech Delivered** | Indigenous: **Non-Indigenous**





2019-20 Graduate Follow-up Survey Summary of Results (page 4/5) Satisfaction and Program Benefits



[Click on button to RESET Filters](#)


Number of Respondents 4	School: Human Services & Community Safety Program: Youth Care Worker Credential: Certificate Admin Campus: Saskatoon Base/CE: Con Ed - Sask Polytech Delivered Indigenous: Non-Indigenous
---	--

Level of Satisfaction	Very Satisfied & Somewhat Satisfied	<ul style="list-style-type: none"> Very satisfied Somewhat satisfied Not sure 	Program Benefits	A Great Extent & Some Extent	<ul style="list-style-type: none"> No extent at all Some extent A great extent
------------------------------	-------------------------------------	--	-------------------------	------------------------------	---

Instruction delivered	100%	100%	A great extent & S..	75%	25%
Educational experience at Sask Polytech	100%	50%	100%	75%	25%
Program	100%	75%	75%	75%	25%
Relevance of your program to your field of employment	100%	75%	75%	50%	25%
Student support services	75%	75%	75%	50%	25%
Campus activities	50%	50%	75%	25%	25%
Campus facilities	50%	50%	75%	25%	25%

Satisfaction with Sask Polytech

Are you satisfied with your decision to attend Sask Polytech? Would you recommend Sask Polytech to others? Would you recommend your program to others?



Yes
100%



Yes
100%



Yes
100%

Institutional Research and Analysis

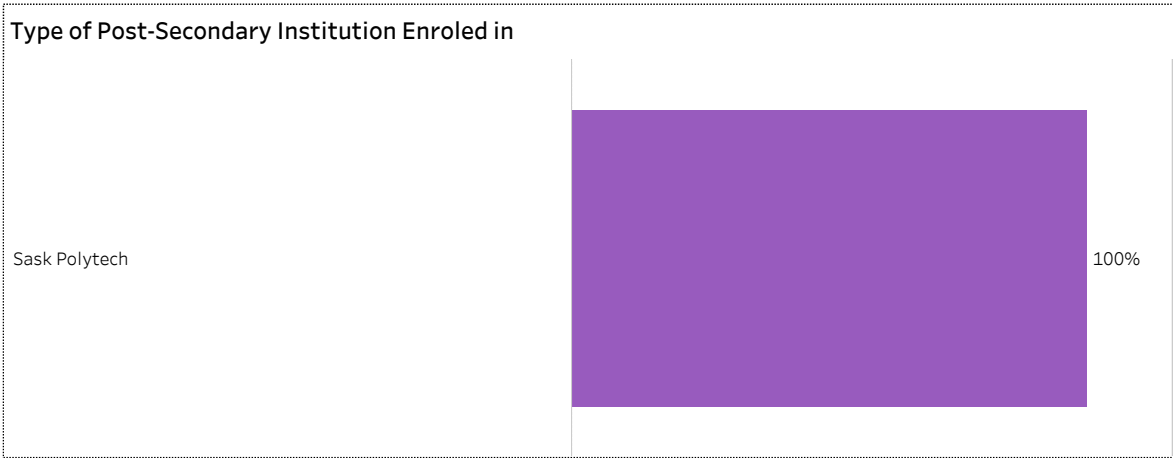
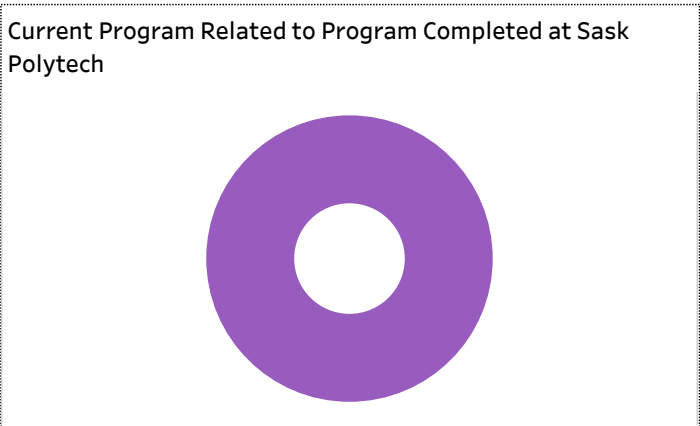

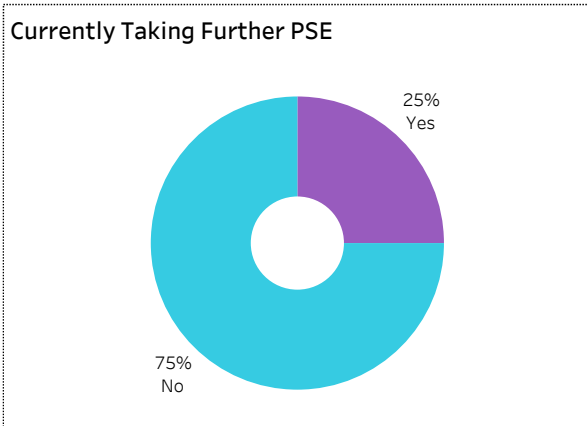


2019-20 Graduate Follow-up Survey Summary of Results (page 5/5) Further Post-Secondary Education



[Click on button to RESET Filters](#)

Number of Respondents 4	School: Human Services & Community Safety Program: Youth Care Worker Credential: Certificate Admin Campus: Saskatoon Base/CE: Con Ed - Sask Polytech Delivered Indigenous: Non-Indigenous
-----------------------------------	--



Among the students who pursued further education, 25% indicated the program was not related to the one they completed at Sask Polytech. Common reasons cited by the graduates who were studying in an unrelated field were to be able to change career choice, to have more/better career choices, and difficulty of finding employment in their previous field of study.

Institutional Research and Analysis

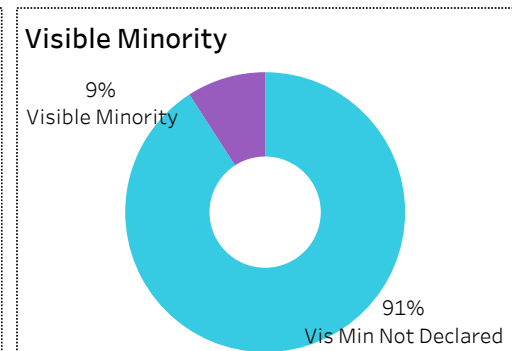
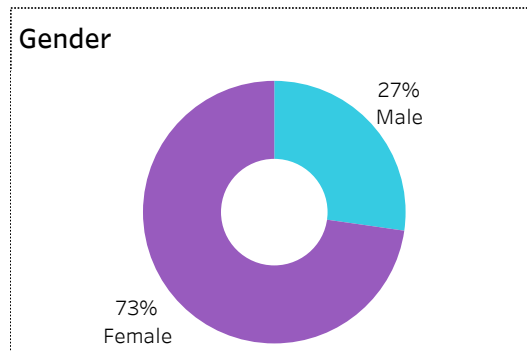
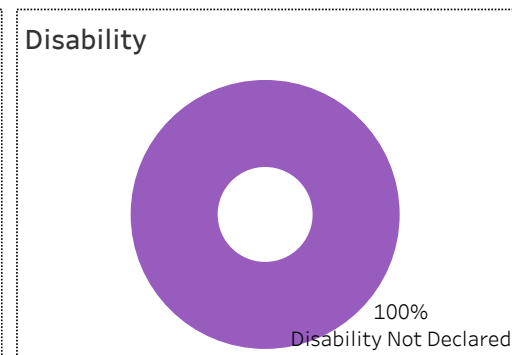
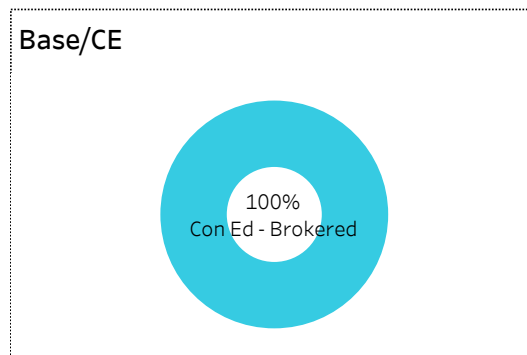
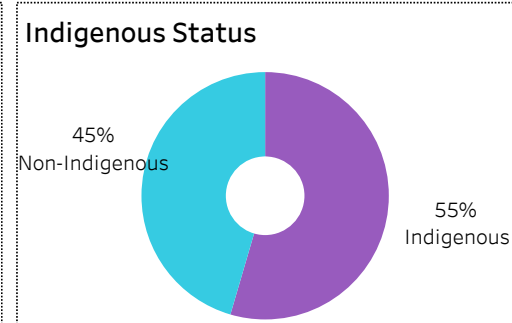
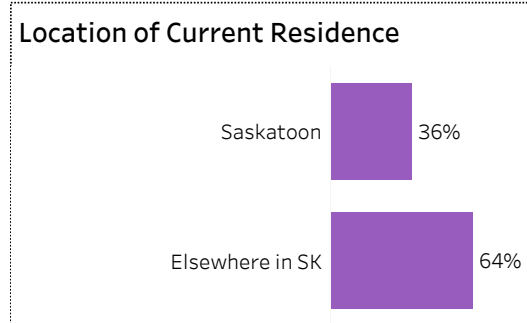


2019-20 Graduate Follow-up Survey Summary of Results (page 1/5) Respondent Profile



[Click on button to RESET Filters](#)

Number of Respondents **11** | School: **Human Services & Community Safety** | Program: **Youth Care Worker** | Credential: **Certificate** | Admin
Campus: **Saskatoon** | Base/CE: **Con Ed - Brokered** | Indigenous: **All**





2019-20 Graduate Follow-up Survey Summary of Results (page 2/5) Graduate Employment



[Click on button to RESET Filters](#)

Number of Respondents
11

School: **Human Services & Community Safety** | Program: **Youth Care Worker** | Credential: **Certificate** | Admin Campus: **Saskatoon** | Base/CE: **Con Ed - Brokered** | Indigenous: **All**

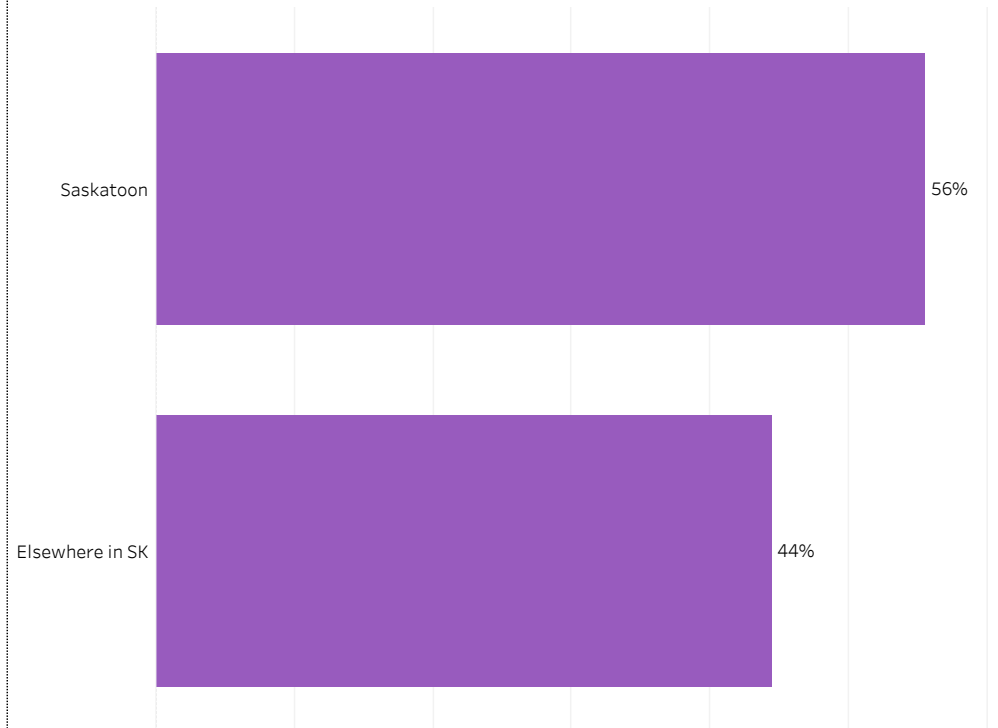
Overall Employment Rate

#Available Workforce	# of Grads Employed	Employment Rate	# of Fulltime Employed Grads	Full-time Employment Rate
10	9	90%	8	80%

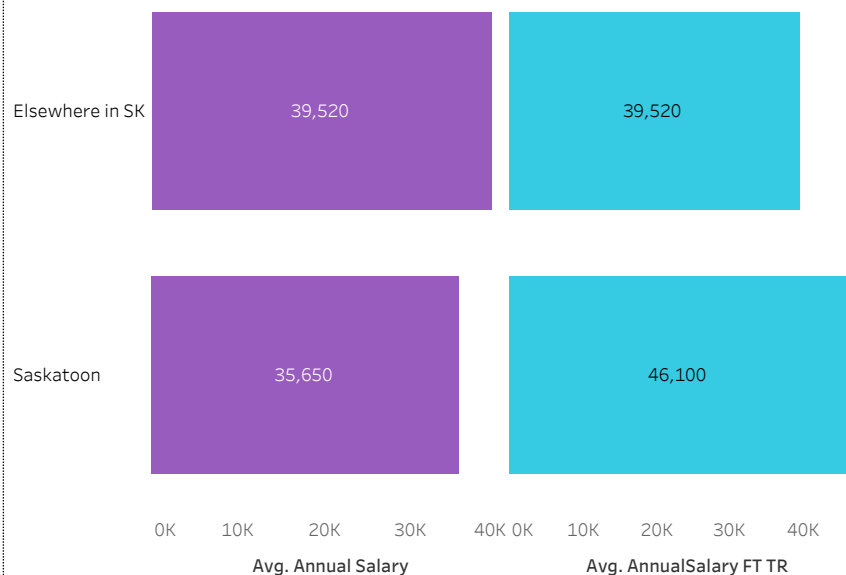
Training Related (TR) Employment

#Available Workforce	# of TR Employed Grads	TR Employment Rate	# of Fulltime TR Employed Grads	Full-time TR Employment Rate
10	8	80%	7	70%

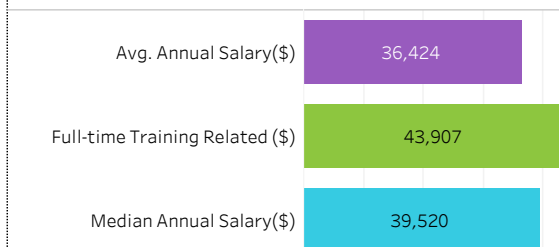
Location of Employment



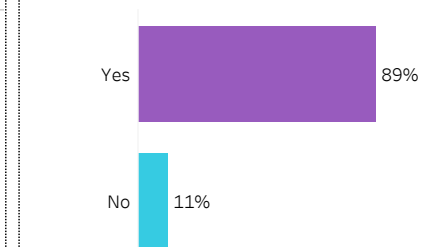
Average Salaries by Location of Employment



Average/Median Salary



Relatedness of Job to Training



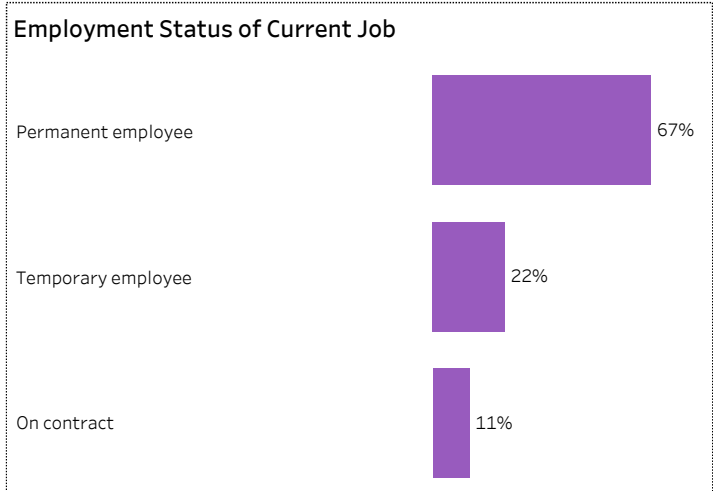
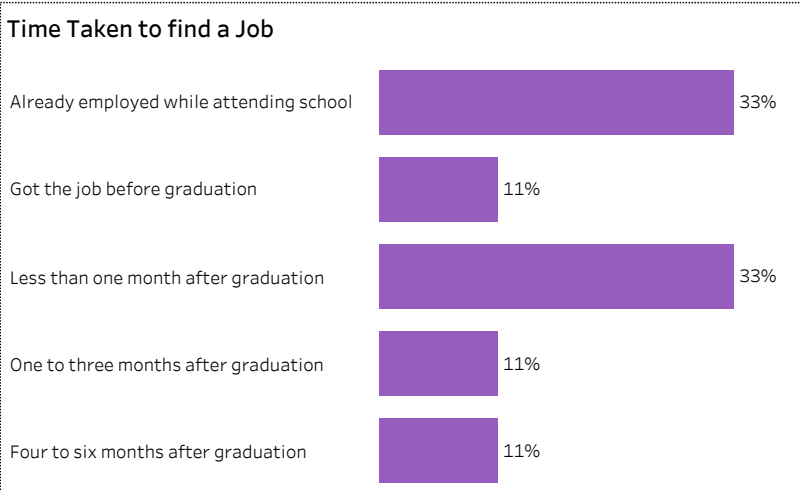
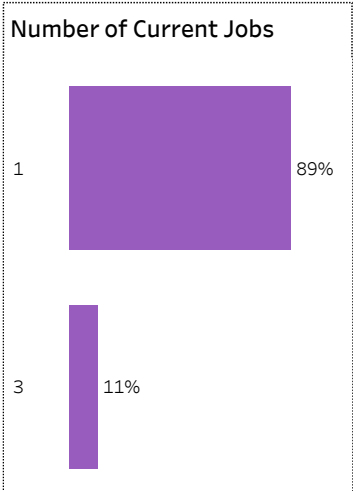
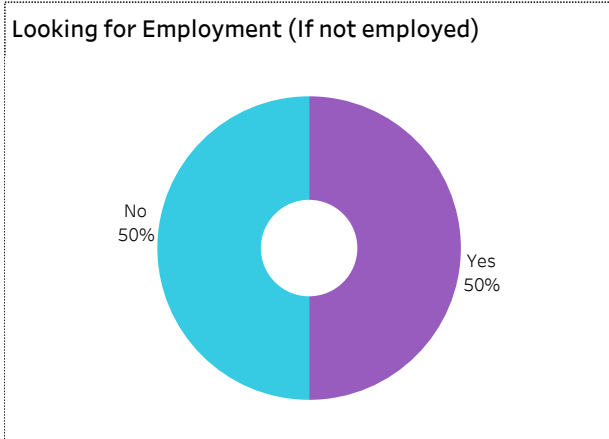
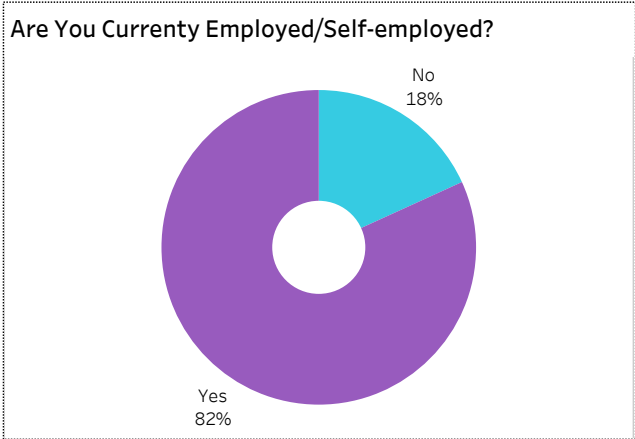


2019-20 Graduate Follow-up Survey Summary of Results (page 3/5) Graduate Employment (continued)



[Click on button to RESET Filters](#)

Number of Respondents **11** | School: **Human Services & Community Safety** | Program: **Youth Care Worker** | Credential: **Certificate** | Admin Campus: **Saskatoon** | Base/CE: **Con Ed - Brokered** | Indigenous: **All**





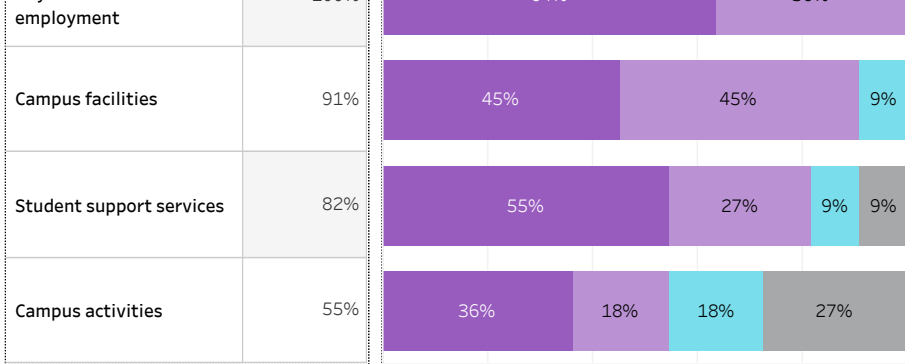
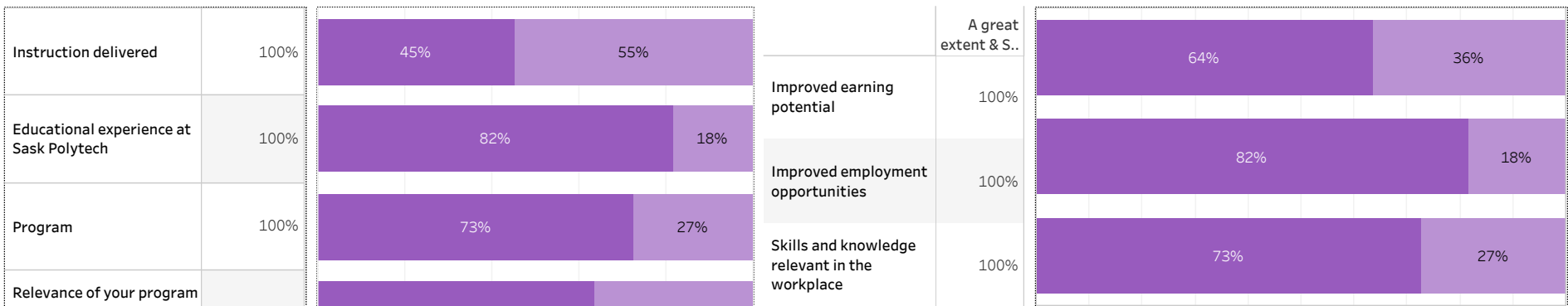
2019-20 Graduate Follow-up Survey Summary of Results (page 4/5) Satisfaction and Program Benefits



[Click on button to RESET Filters](#)

Number of Respondents 11	School: Human Services & Community Safety Program: Youth Care Worker Credential: Certificate Admin Campus: Saskatoon Base/CE: Con Ed - Brokered Indigenous: All
---	--

Level of Satisfaction	Very Satisfied & Somewhat Satisfied	<ul style="list-style-type: none"> ■ Very satisfied ■ Somewhat satisfied ■ Somewhat dissatisfied ■ Not sure 	Program Benefits	A Great Extent & Some Extent	<ul style="list-style-type: none"> ■ Some extent ■ A great extent
------------------------------	-------------------------------------	---	-------------------------	------------------------------	---



Satisfaction with Sask Polytech


Are you satisfied with your decision to attend Sask Polytech? Would you recommend Sask Polytech to others? Would you recommend your program to others?



Yes
100%



Yes
100%



Yes
100%

Institutional Research and Analysis



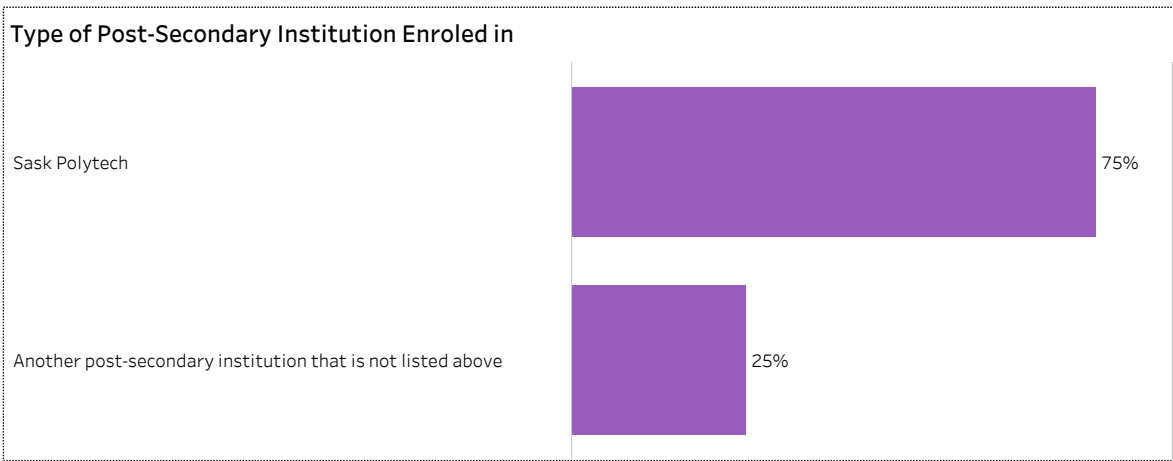
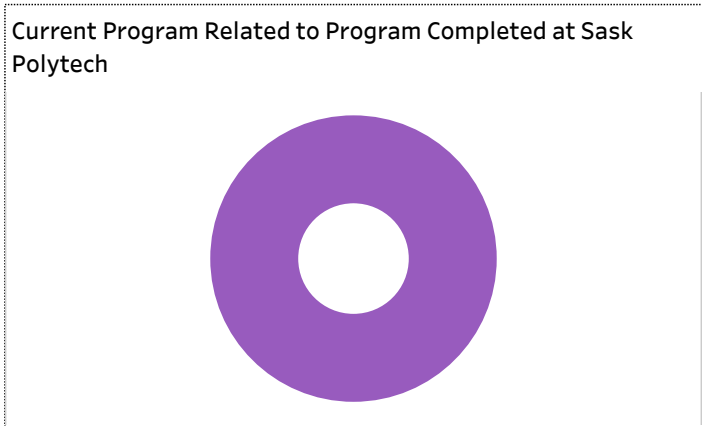
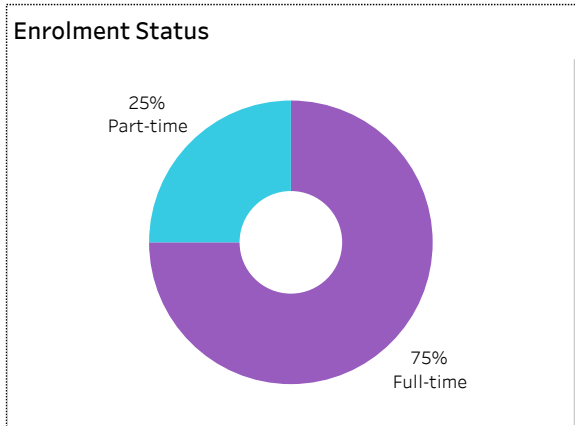
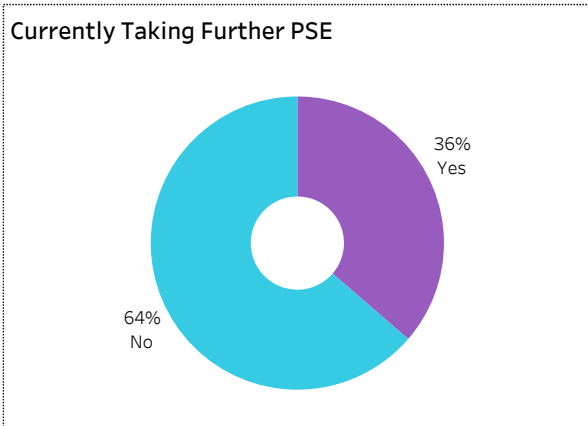
2019-20 Graduate Follow-up Survey Summary of Results (page 5/5) Further Post-Secondary Education



[Click on button to RESET Filters](#)

Number of Respondents
11

School: **Human Services & Community Safety** | Program: **Youth Care Worker** | Credential: **Certificate** | Admin Campus: **Saskatoon** |
Base/CE: **Con Ed - Brokered** | Indigenous: **All**



Among the students who pursued further education, 25% indicated the program was not related to the one they completed at Sask Polytech. Common reasons cited by the graduates who were studying in an unrelated field were to be able to change career choice, to have more/better career choices, and difficulty of finding employment in their previous field of study.

Institutional Research and Analysis

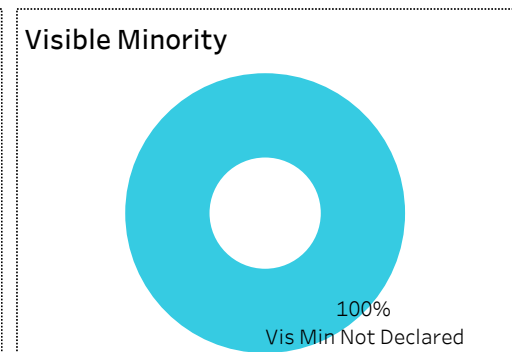
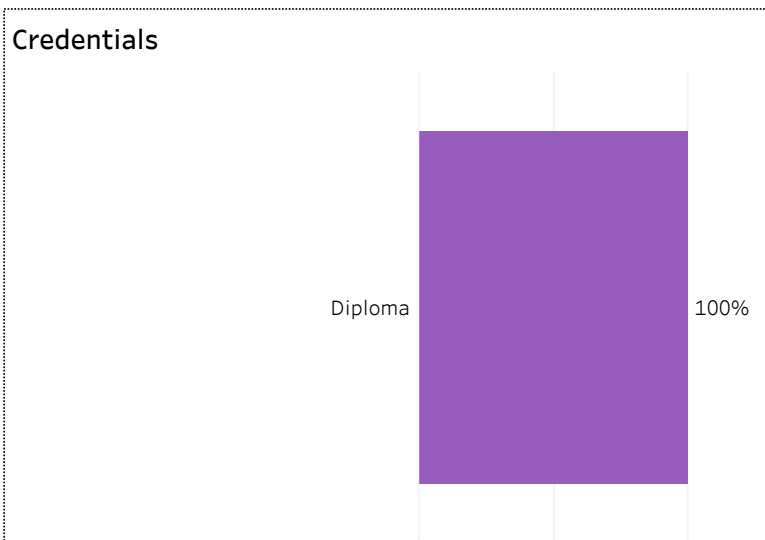
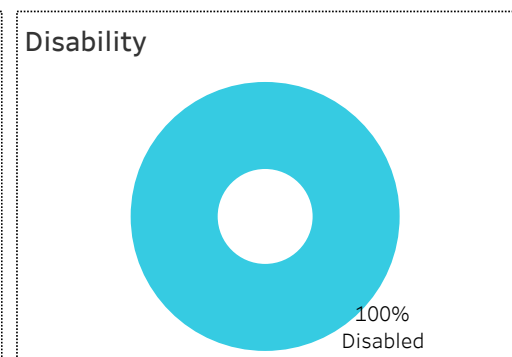

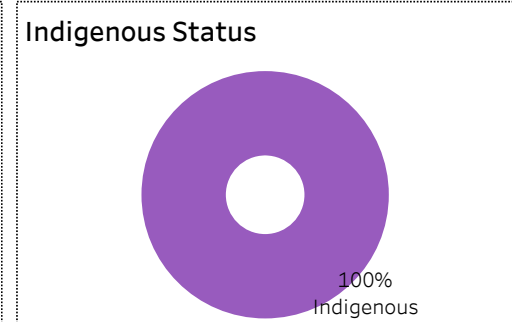
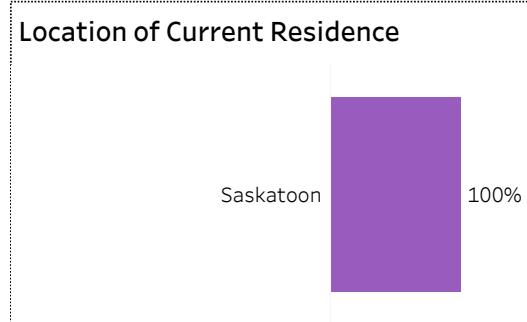


2019-20 Graduate Follow-up Survey Summary of Results (page 1/5) Respondent Profile



[Click on button to RESET Filters](#)

Number of Respondents: **1**
School: **Human Services & Community Safety** | Program: **Youth Care Worker** | Credential: **Diploma** | Admin
Campus: **Saskatoon** | Base/CE: **Con Ed - Sask Polytech Delivered** | Indigenous: **Indigenous**





2019-20 Graduate Follow-up Survey Summary of Results (page 2/5) Graduate Employment



[Click on button to RESET Filters](#)

Number of Respondents
1

School: **Human Services & Community Safety** | Program: **Youth Care Worker** | Credential: **Diploma** | Admin Campus: **Saskatoon** | Base/CE: **Con Ed - Sask Polytech Delivered** | Indigenous: **Indigenous**

Overall Employment Rate

#Available Workforce	# of Grads Employed	Employment Rate	# of Fulltime Employed Grads	Full-time Employment Rate
1	1	100%	1	100%

Training Related (TR) Employment

#Available Workforce	# of TR Employed Grads	TR Employment Rate	# of Fulltime TR Employed Grads	Full-time TR Employment Rate
1	1	100%	1	100%


Location of Employment



Average Salaries by Location of Employment



Average/Median Salary



Relatedness of Job to Training





2019-20 Graduate Follow-up Survey

Summary of Results (page 3/5)

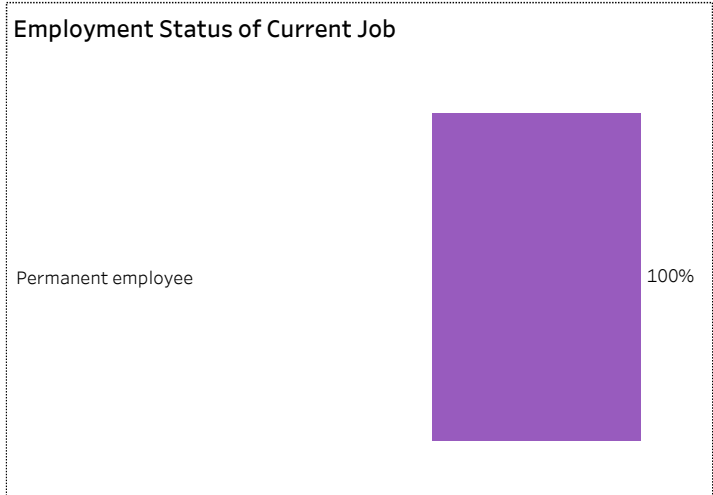
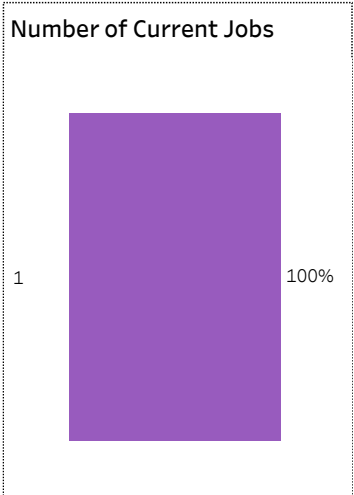
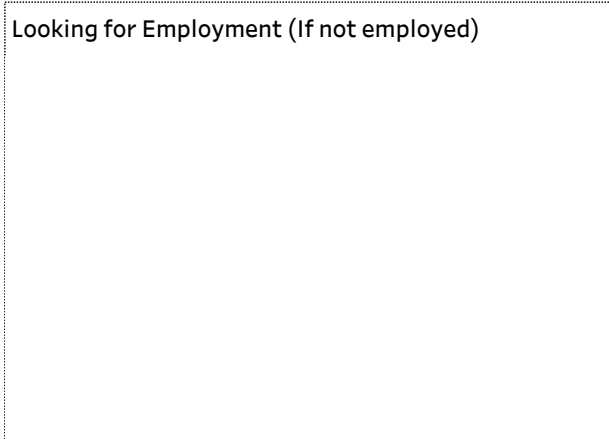
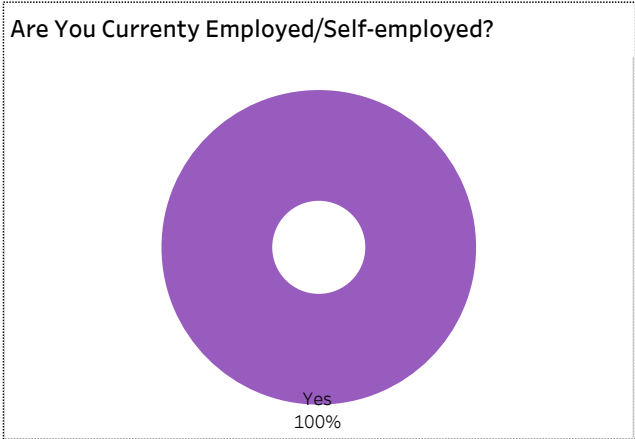
Graduate Employment (continued)



[Click on button to RESET Filters](#)

Number of Respondents: **1**

School: **Human Services & Community Safety** | Program: **Youth Care Worker** | Credential: **Diploma** | Admin Campus: **Saskatoon** |
Base/CE: **Con Ed - Sask Polytech Delivered** | Indigenous: **Indigenous**





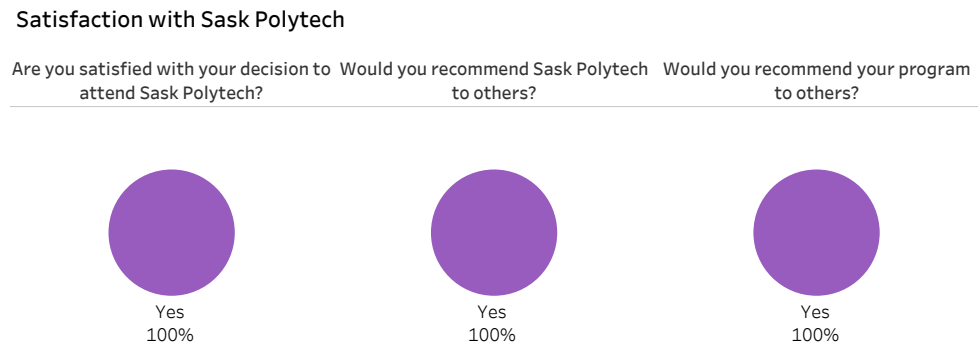
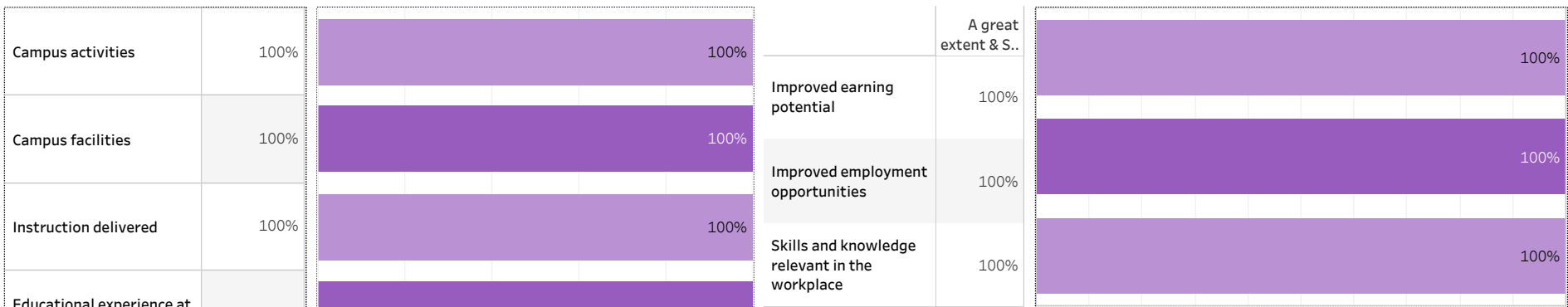
2019-20 Graduate Follow-up Survey Summary of Results (page 4/5) Satisfaction and Program Benefits



Click on button to RESET Filters

Number of Respondents 1	School: Human Services & Community Safety Program: Youth Care Worker Credential: Diploma Admin Campus: Saskatoon Base/CE: Con Ed - Sask Polytech Delivered Indigenous: Indigenous
-----------------------------------	---

Level of Satisfaction	Very Satisfied & Somewhat Satisfied	Program Benefits	A Great Extent & Some Extent
	<ul style="list-style-type: none"> Somewhat satisfied Very satisfied 		<ul style="list-style-type: none"> Some extent A great extent



Institutional Research and Analysis






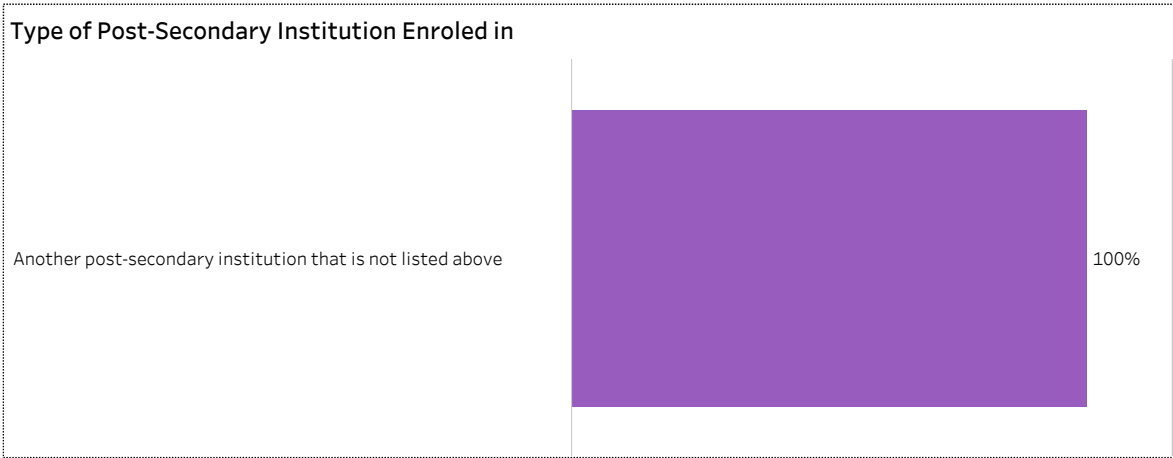
2019-20 Graduate Follow-up Survey Summary of Results (page 5/5) Further Post-Secondary Education



[Click on button to RESET Filters](#)

Number of Respondents 1	School: Human Services & Community Safety Program: Youth Care Worker Credential: Diploma Admin Campus: Saskatoon Base/CE: Con Ed - Sask Polytech Delivered Indigenous: Indigenous
-----------------------------------	--

Currently Taking Further PSE 	Enrolment Status 	Current Program Related to Program Completed at Sask Polytech 
--	---	---



Among the students who pursued further education, 25% indicated the program was not related to the one they completed at Sask Polytech. Common reasons cited by the graduates who were studying in an unrelated field were to be able to change career choice, to have more/better career choices, and difficulty of finding employment in their previous field of study.

Institutional Research and Analysis

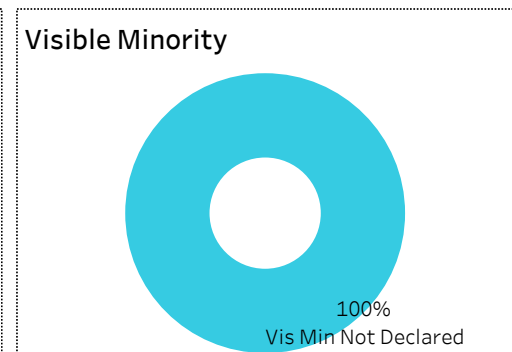
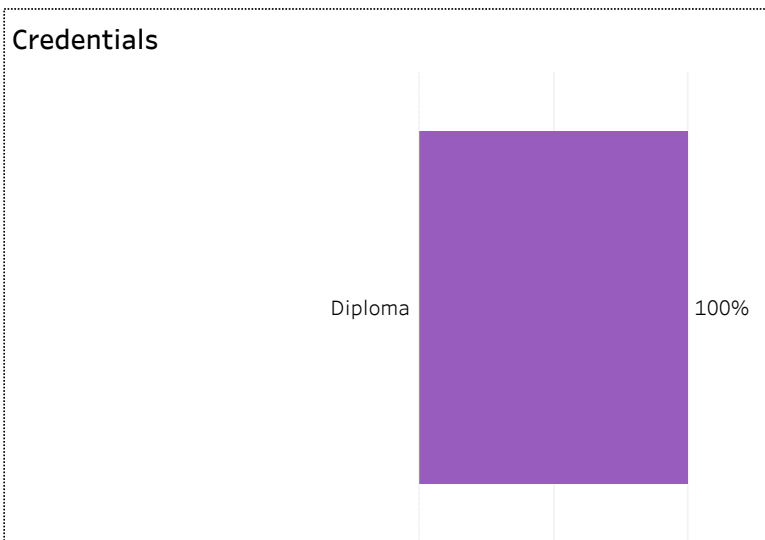
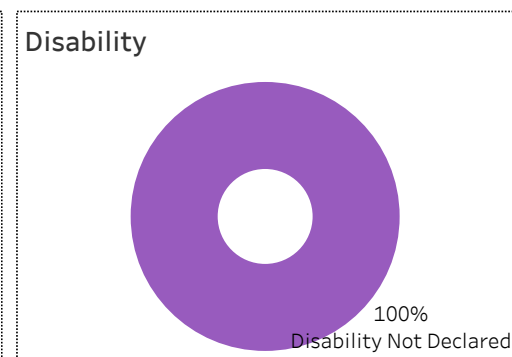
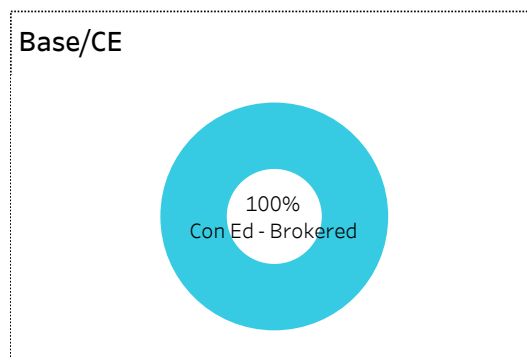
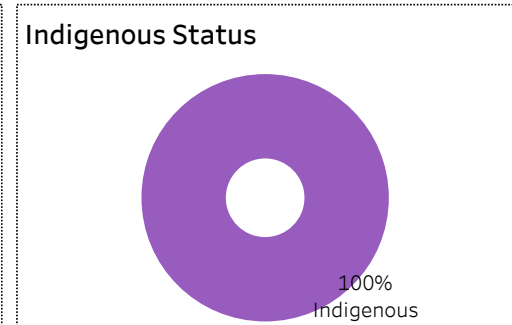
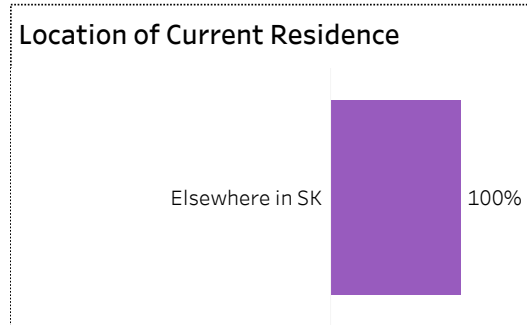


2019-20 Graduate Follow-up Survey Summary of Results (page 1/5) Respondent Profile



[Click on button to RESET Filters](#)

Number of Respondents: **1**
School: **Human Services & Community Safety** | Program: **Youth Care Worker** | Credential: **Diploma** | Admin
Campus: **Saskatoon** | Base/CE: **Con Ed - Brokered** | Indigenous: **Indigenous**





2019-20 Graduate Follow-up Survey Summary of Results (page 2/5) Graduate Employment



[Click on button to RESET Filters](#)

Number of Respondents
1

School: **Human Services & Community Safety** | Program: **Youth Care Worker** | Credential: **Diploma** | Admin Campus: **Saskatoon** | Base/CE: **Con Ed - Brokered** | Indigenous: **Indigenous**

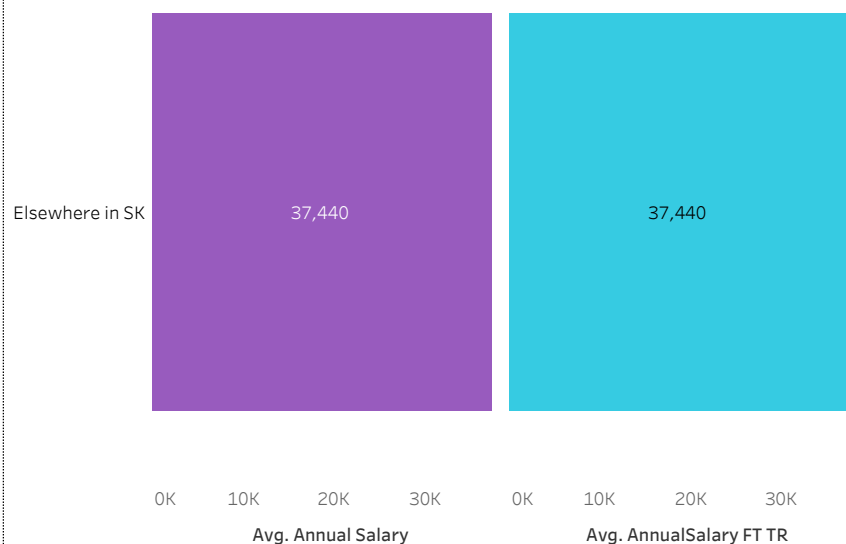
Overall Employment Rate

#Available Workforce	# of Grads Employed	Employment Rate	# of Fulltime Employed Grads	Full-time Employment Rate
1	1	100%	1	100%

Training Related (TR) Employment

#Available Workforce	# of TR Employed Grads	TR Employment Rate	# of Fulltime TR Employed Grads	Full-time TR Employment Rate
1	1	100%	1	100%

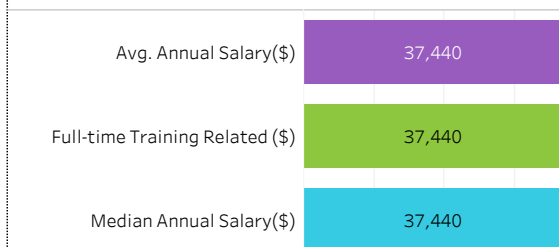
Average Salaries by Location of Employment



Location of Employment



Average/Median Salary



Relatedness of Job to Training





2019-20 Graduate Follow-up Survey

Summary of Results (page 3/5)

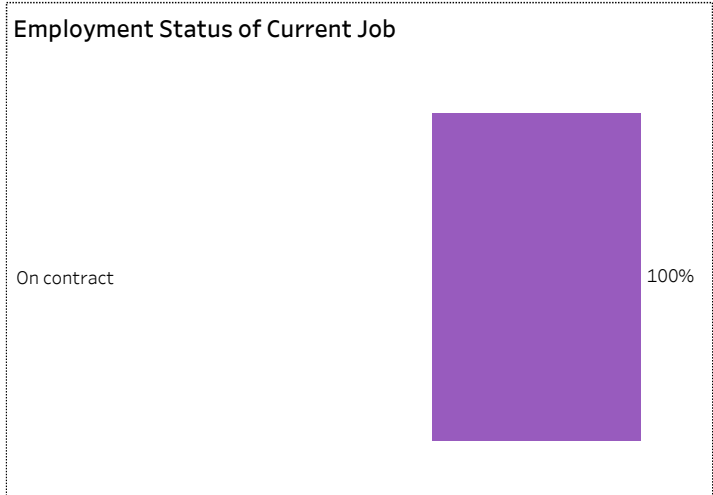
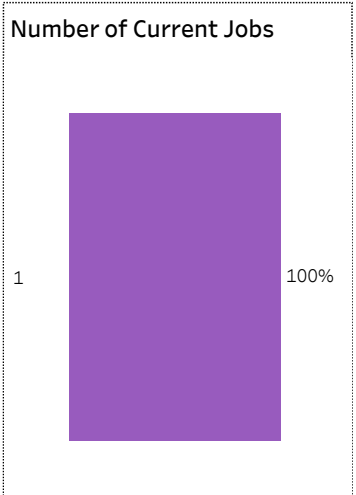

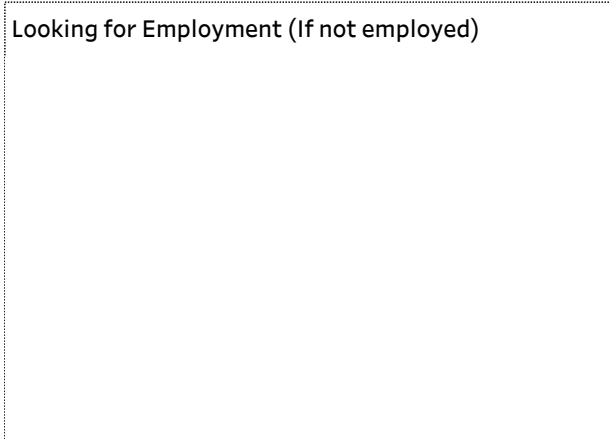
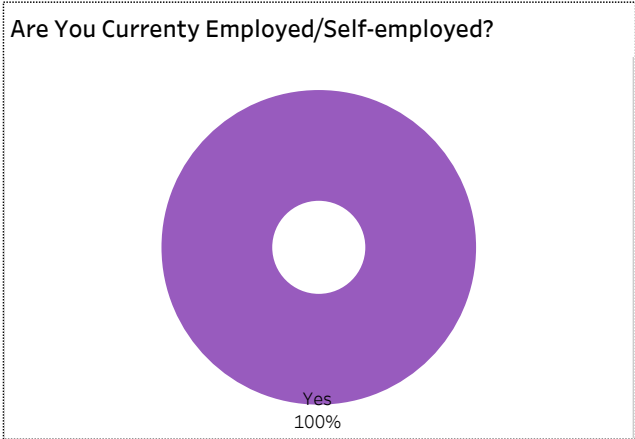
Graduate Employment (continued)



[Click on button to RESET Filters](#)

Number of Respondents: **1**

School: **Human Services & Community Safety** | Program: **Youth Care Worker** | Credential: **Diploma** | Admin Campus: **Saskatoon** |
Base/CE: **Con Ed - Brokered** | Indigenous: **Indigenous**





2019-20 Graduate Follow-up Survey Summary of Results (page 4/5) Satisfaction and Program Benefits

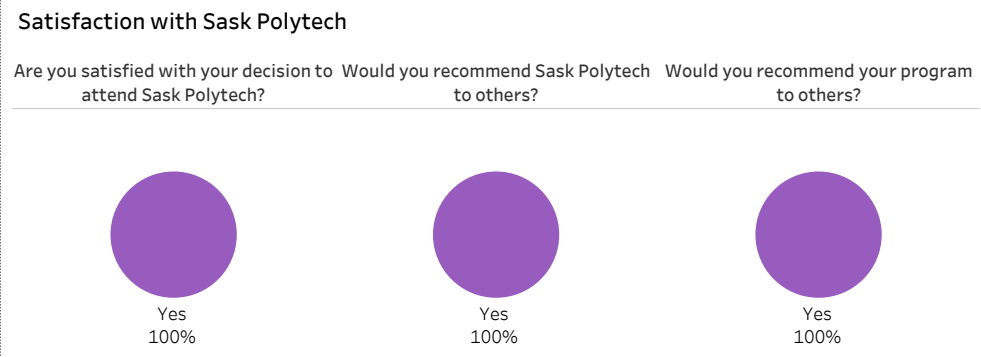


[Click on button to RESET Filters](#)

Number of Respondents 1	School: Human Services & Community Safety Program: Youth Care Worker Credential: Diploma Admin Campus: Saskatoon Base/CE: Con Ed - Brokered Indigenous: Indigenous
--	---

Level of Satisfaction	Very Satisfied & Somewhat Satisfied	<input type="checkbox"/> Somewhat satisfied <input checked="" type="checkbox"/> Very satisfied	Program Benefits	<input type="checkbox"/> A Great Extent & Some Extent <input checked="" type="checkbox"/> A great extent
------------------------------	-------------------------------------	---	-------------------------	---

Category	Percentage	Satisfaction Level	Program Benefit	Percentage	Satisfaction Level
Campus activities	100%	100%			100%
Campus facilities	100%	100%	Improved earning potential	100%	100%
Instruction delivered	100%	100%	Improved employment opportunities	100%	100%
Educational experience at Sask Polytech	100%	100%	Skills and knowledge relevant in the workplace	100%	100%



Institutional Research and Analysis




2019-20 Graduate Follow-up Survey Summary of Results (page 5/5) Further Post-Secondary Education



[Click on button to RESET Filters](#)

Number of Respondents 1	School: Human Services & Community Safety Program: Youth Care Worker Credential: Diploma Admin Campus: Saskatoon Base/CE: Con Ed - Brokered Indigenous: Indigenous
-----------------------------------	---

Currently Taking Further PSE 	Enrolment Status	Current Program Related to Program Completed at Sask Polytech
---	------------------	---

Type of Post-Secondary Institution Enroled in

Among the students who pursued further education, 25% indicated the program was not related to the one they completed at Sask Polytech. Common reasons cited by the graduates who were studying in an unrelated field were to be able to change career choice, to have more/better career choices, and difficulty of finding employment in their previous field of study.

Institutional Research and Analysis



School of Information & Communications Technology

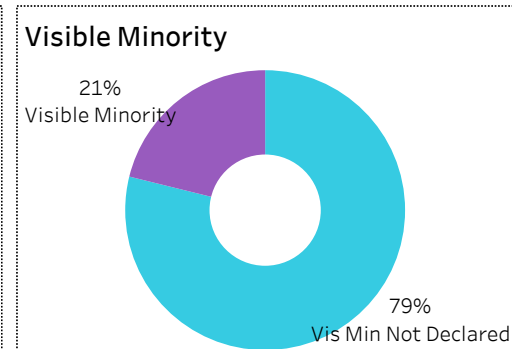
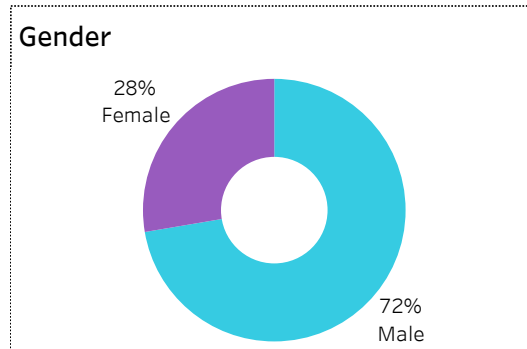

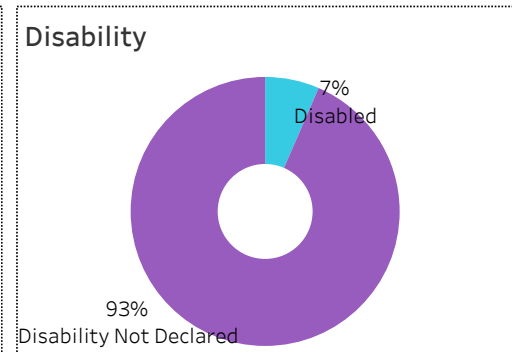
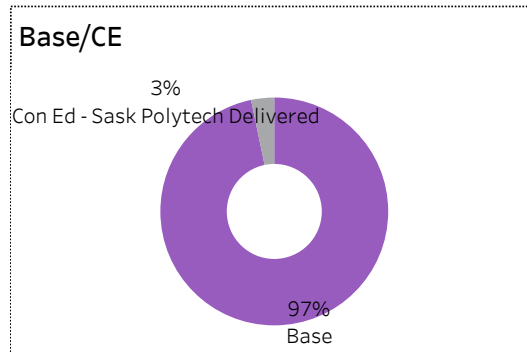
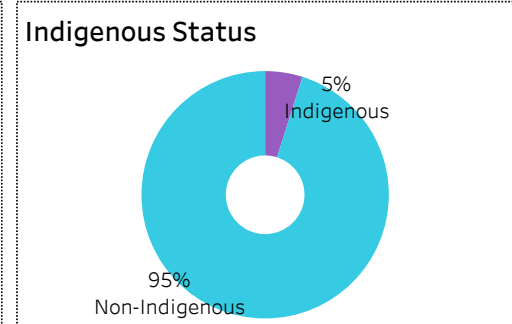
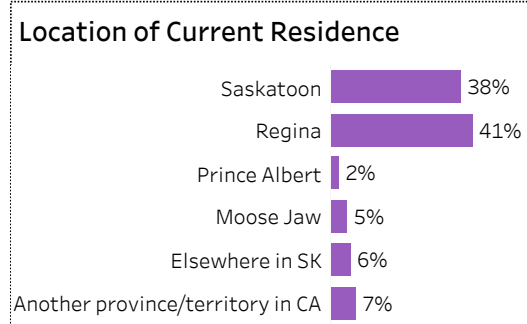



2019-20 Graduate Follow-up Survey Summary of Results (page 1/5) Respondent Profile



[Click on button to RESET Filters](#)

Number of Respondents **123** | School: **Information & Communication Technology** | Program: **All** | Credential: **All** | Admin Campus: **All** | Base/CE: **Base & Con Ed - Sask Polytech Delivered** | Indigenous: **All**





2019-20 Graduate Follow-up Survey Summary of Results (page 2/5) Graduate Employment



[Click on button to RESET Filters](#)

Number of Respondents
123

School: **Information & Communication Technology** | Program: **All** | Credential: **All** | Admin Campus: **All** | Base/CE: **Base & Con Ed - Sask Polytech Delivered** | Indigenous: **All**

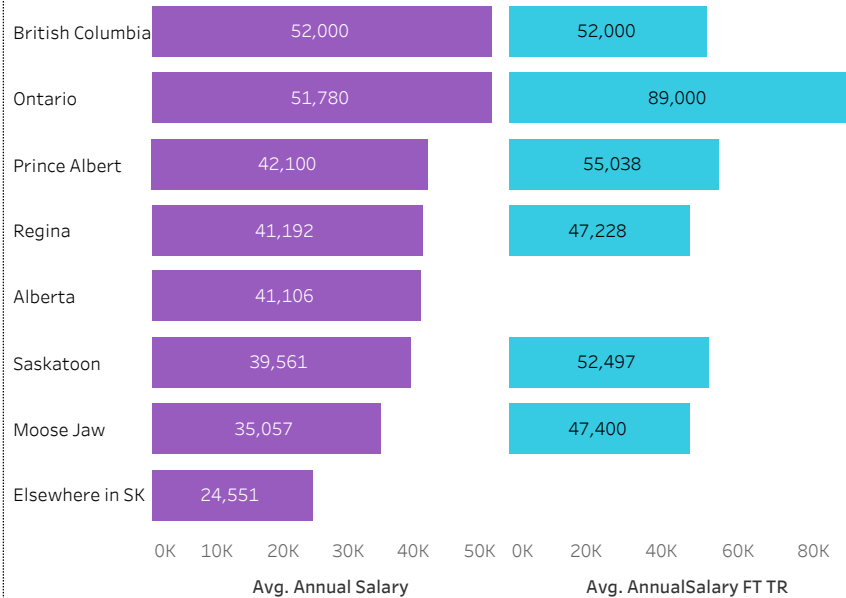
Overall Employment Rate

#Available Workforce	# of Grads Employed	Employment Rate	# of Fulltime Employed Grads	Full-time Employment Rate
106	91	86%	75	71%

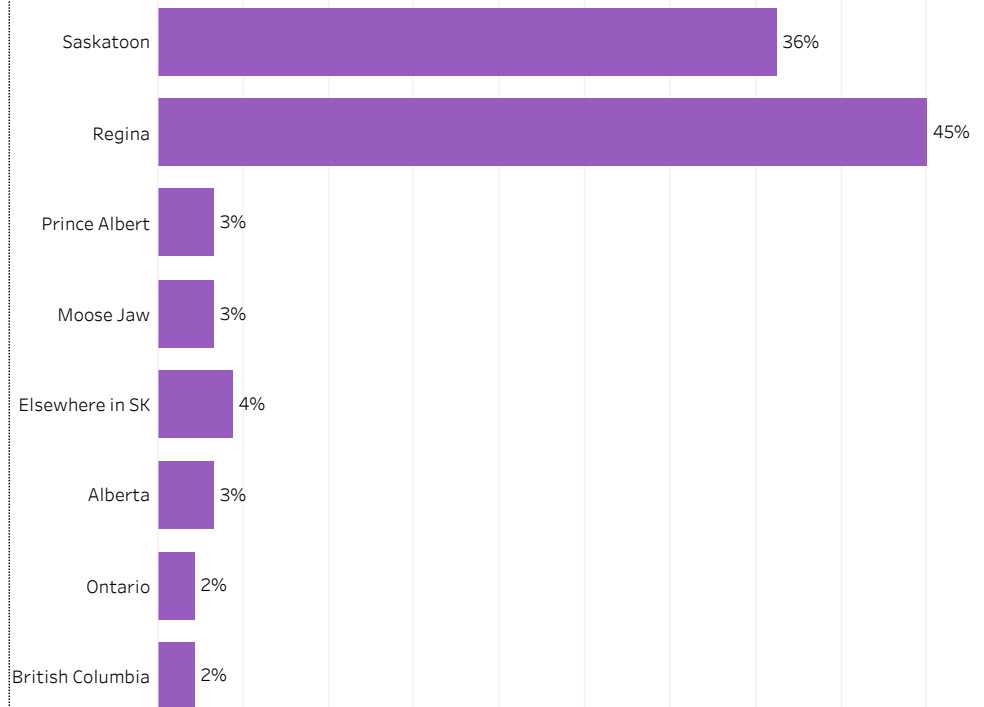
Training Related (TR) Employment

#Available Workforce	# of TR Employed Grads	TR Employment Rate	# of Fulltime TR Employed Grads	Full-time Training Related Employment Rate
106	62	58%	55	52%

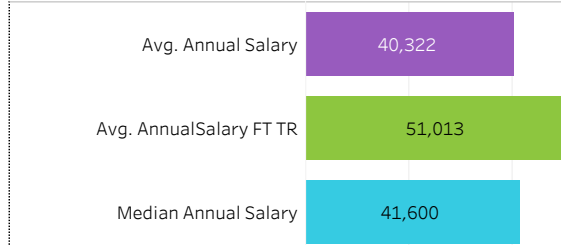
Average Salaries by Location of Employment



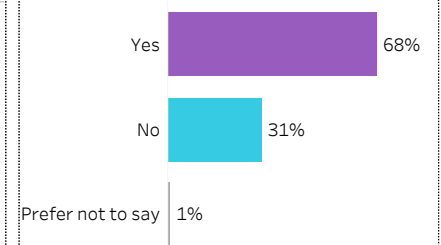
Location of Employment



Average/Median Salary



Relatedness of Job to Training



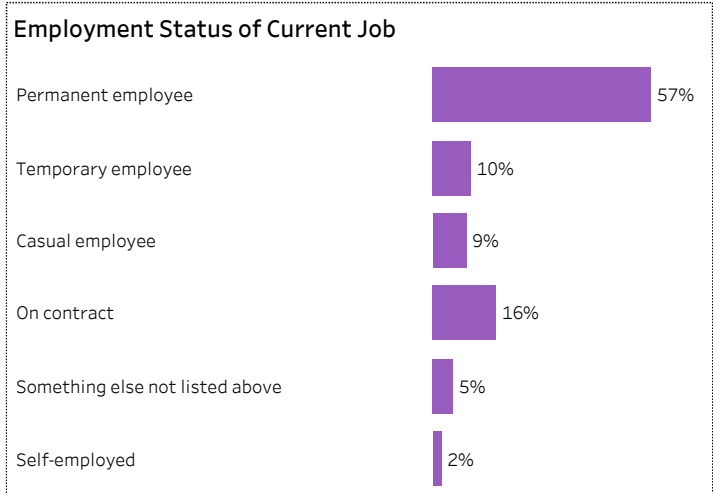
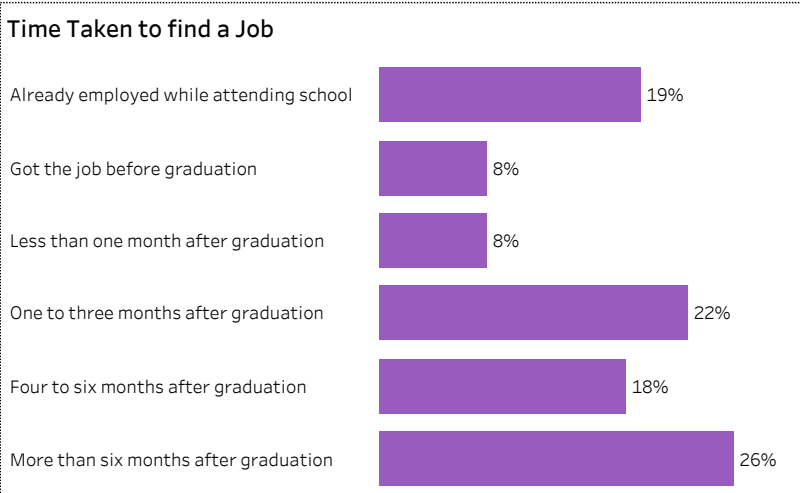
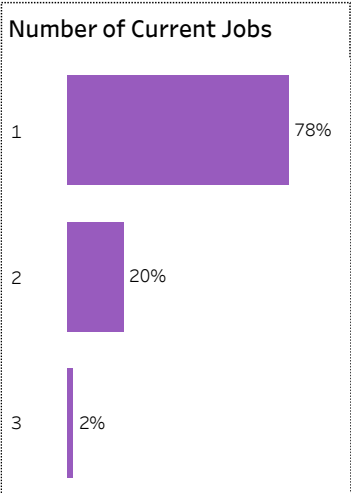
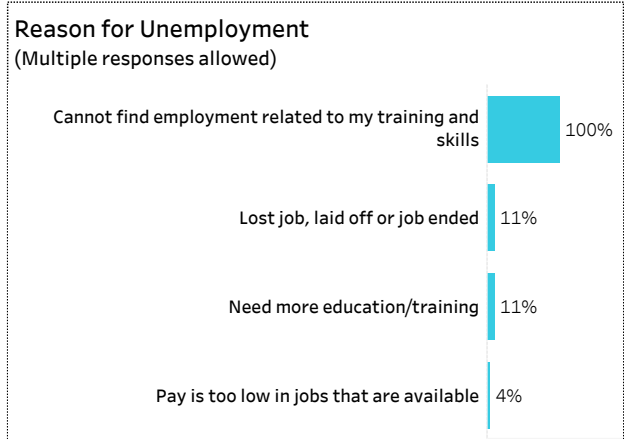
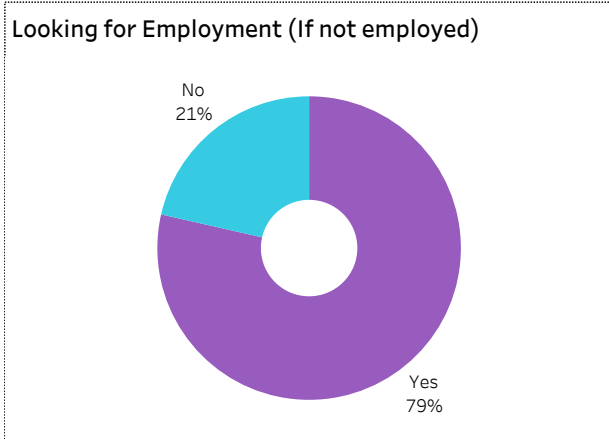
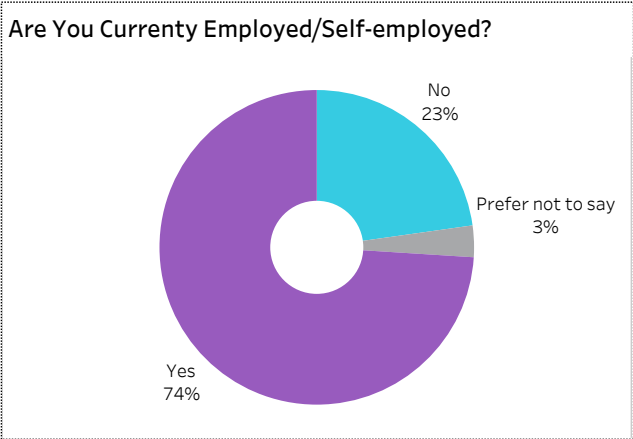


2019-20 Graduate Follow-up Survey Summary of Results (page 3/5) Graduate Employment (continued)



[Click on button to RESET Filters](#)

Number of Respondents **123** | School: **Information & Communication Technology** | Program: **All** | Credential: **All** | Admin Campus: **All** | Base/CE: **Base & Con Ed - Sask Polytech Delivered** | Indigenous: **All**





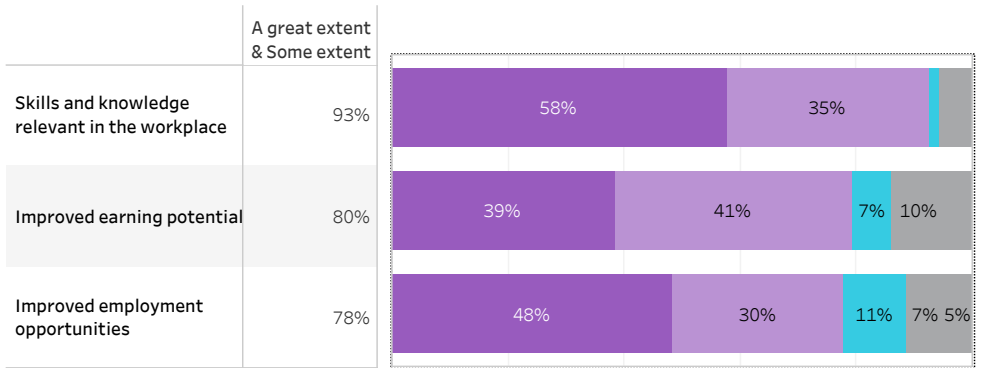
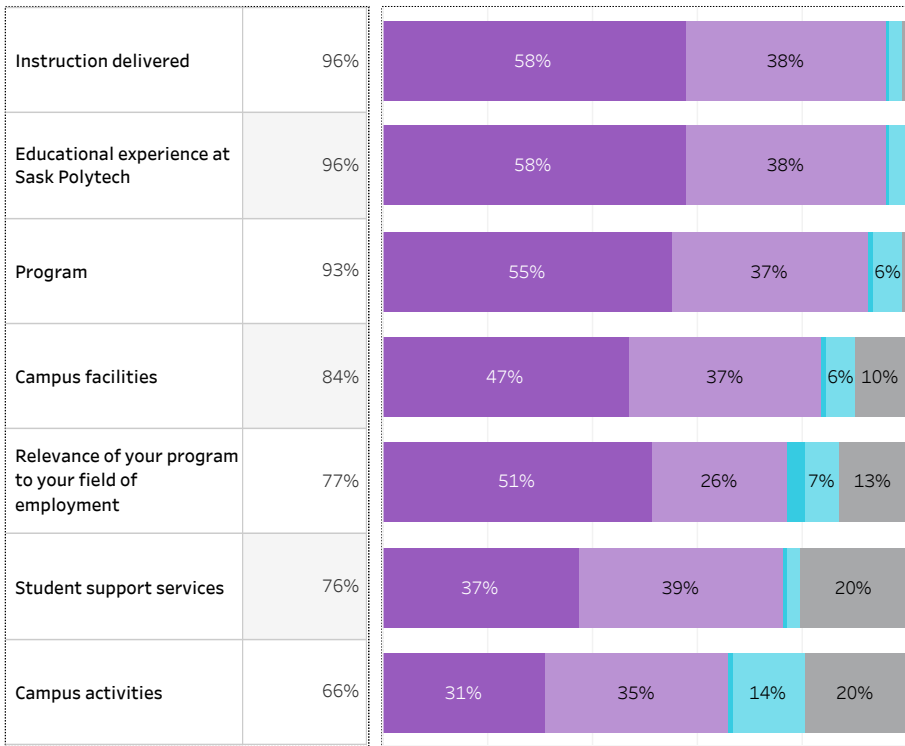
2019-20 Graduate Follow-up Survey Summary of Results (page 4/5) Satisfaction and Program Benefits



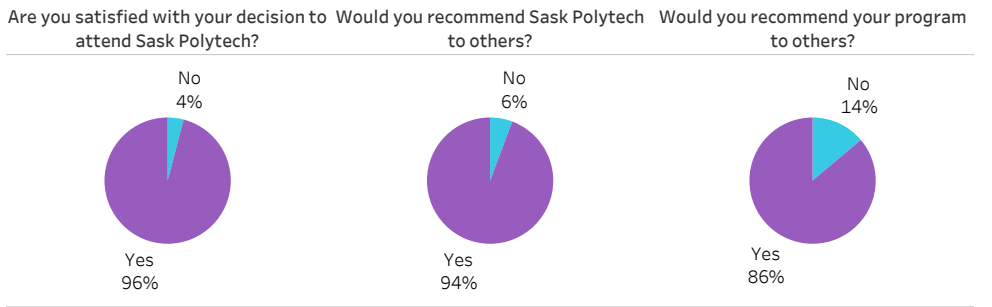
[Click on button to RESET Filters](#)

Number of Respondents 123	School: Information & Communication Technology Program: All Credential: All Admin Campus: All Base/CE: Base & Con Ed - Sask Polytech Delivered Indigenous: All
-------------------------------------	--

Level of Satisfaction	Very Satisfied & Somewhat Satisfied	Very dissatisfied	Somewhat dissatisfied	Very satisfied	Somewhat satisfied	Not sure	Program Benefits	A Great Extent & Some Extent	No extent at all	A great extent	Some extent	Not applicable	Not sure
-----------------------	-------------------------------------	-------------------	-----------------------	----------------	--------------------	----------	------------------	------------------------------	------------------	----------------	-------------	----------------	----------



Satisfaction with Sask Polytech



Institutional Research and Analysis



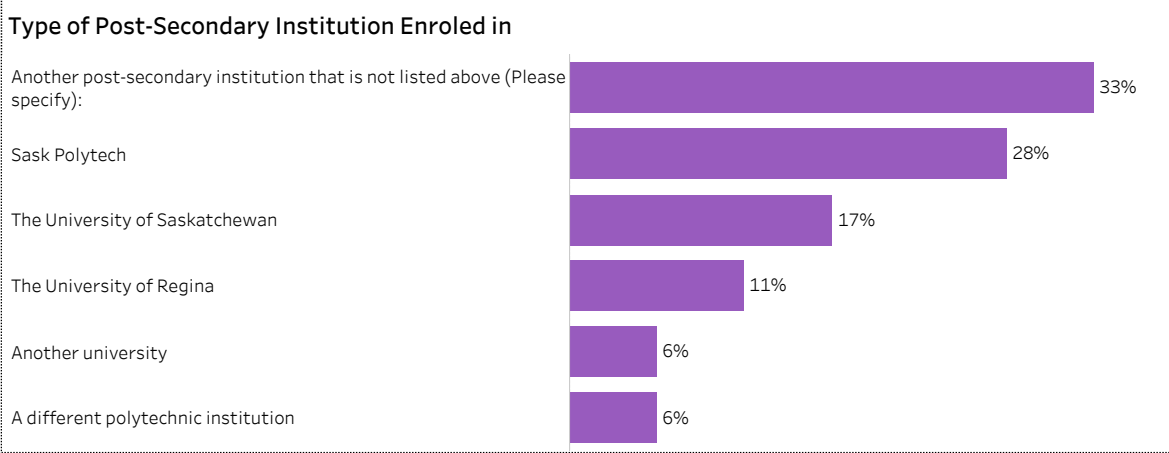
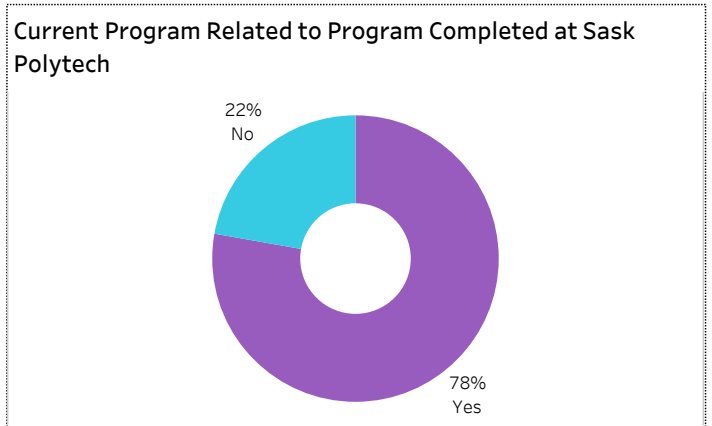
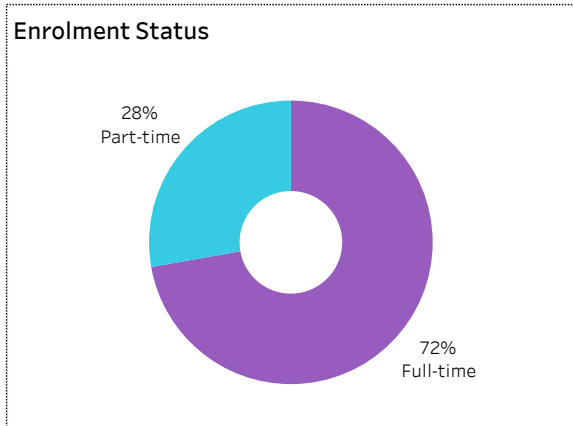
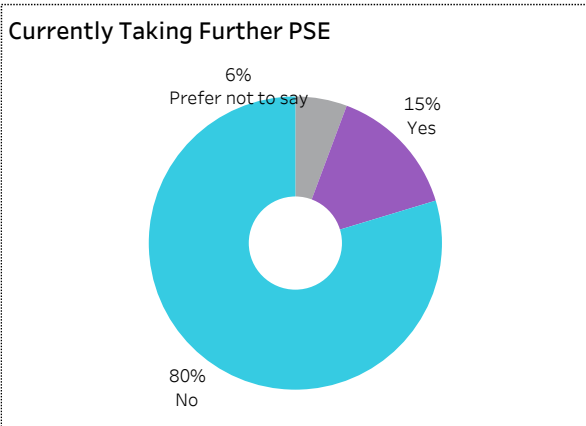
2019-20 Graduate Follow-up Survey Summary of Results (page 5/5) Further Post-Secondary Education



[Click on button to RESET Filters](#)

Number of Respondents
123

School: **Information & Communication Technology** | Program: **All** | Credential: **All** | Admin Campus: **All** | Base/CE: **Base & Con Ed - Sask Polytech Delivered** | Indigenous: **All**



Among the students who pursued further education, 25% indicated the program was not related to the one they completed at Sask Polytech. Common reasons cited by the graduates who were studying in an unrelated field were to be able to change career choice, to have more/better career choices, and difficulty of finding employment in their previous field of study.

Institutional Research and Analysis



2019-20 Graduate Follow-up Survey Summary of Results (page 1/5) Respondent Profile




[Click on button to RESET Filters](#)

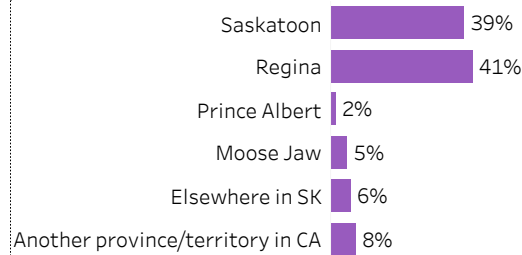
Number of Respondents
119

School: **Information & Communication Technology** | Program: **All** | Credential: **All** | Admin Campus: **All** | Base/CE: **Base** | Indigenous: **All**

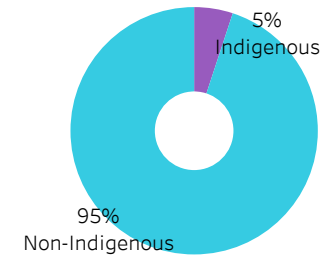
School




Location of Current Residence



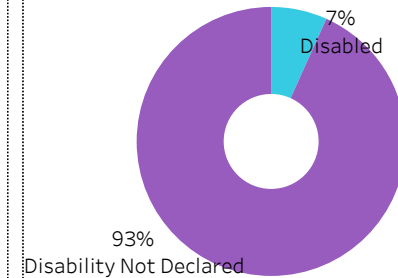
Indigenous Status



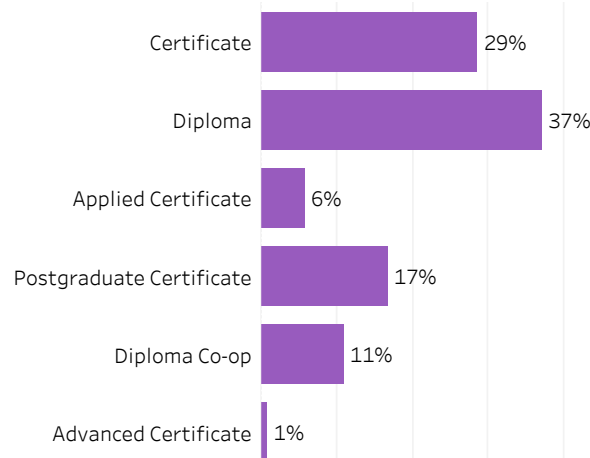
Base/CE



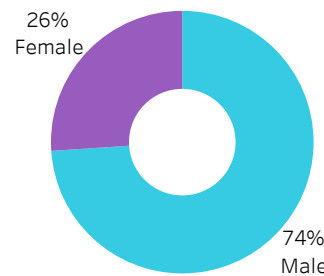
Disability



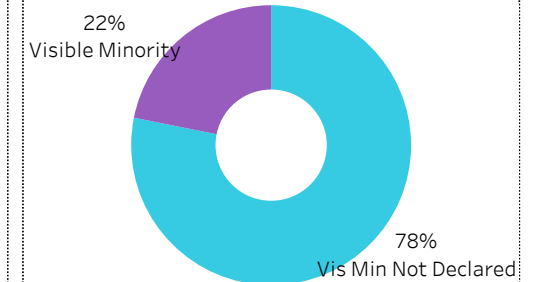
Credentials



Gender



Visible Minority





2019-20 Graduate Follow-up Survey Summary of Results (page 2/5) Graduate Employment



[Click on button to RESET Filters](#)

Number of Respondents
119

School: **Information & Communication Technology** | Program: **All** | Credential: **All** | Admin Campus: **All** | Base/CE: **Base** | Indigenous: **All**

Overall Employment Rate

#Available Workforce	# of Grads Employed	Employment Rate	# of Fulltime Employed Grads	Full-time Employment Rate
104	90	87%	75	72%

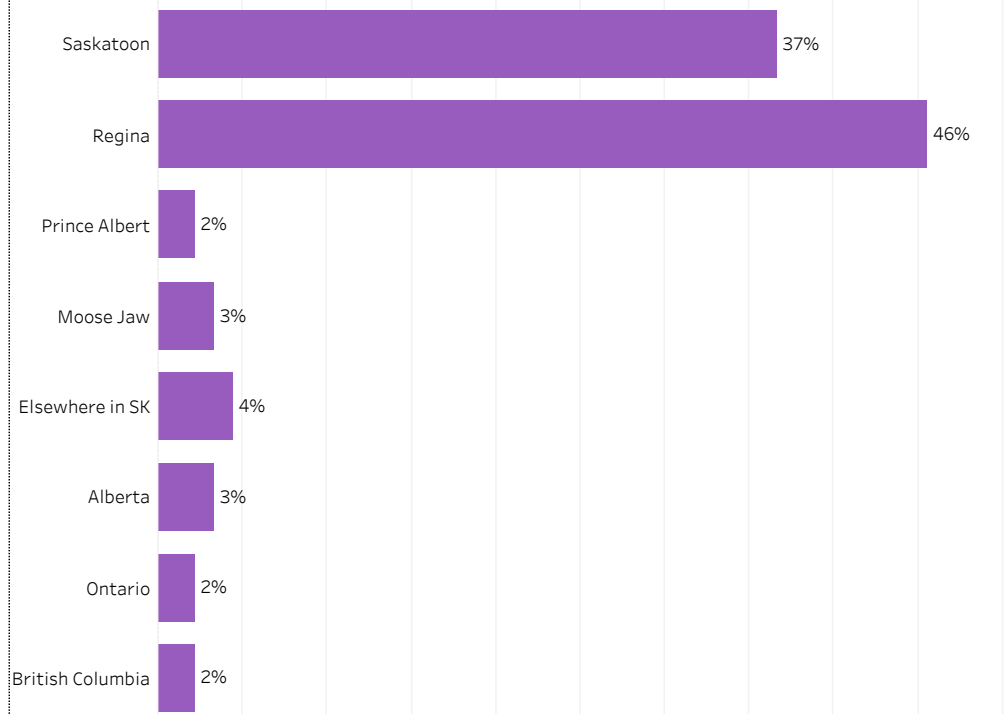
Training Related (TR) Employment

#Available Workforce	# of TR Employed Grads	TR Employment Rate	# of Fulltime TR Employed Grads	Full-time Training Related Employment Rate
104	62	60%	55	53%

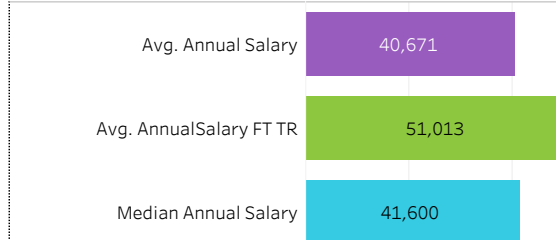
Average Salaries by Location of Employment



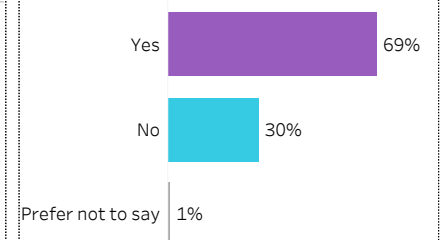
Location of Employment



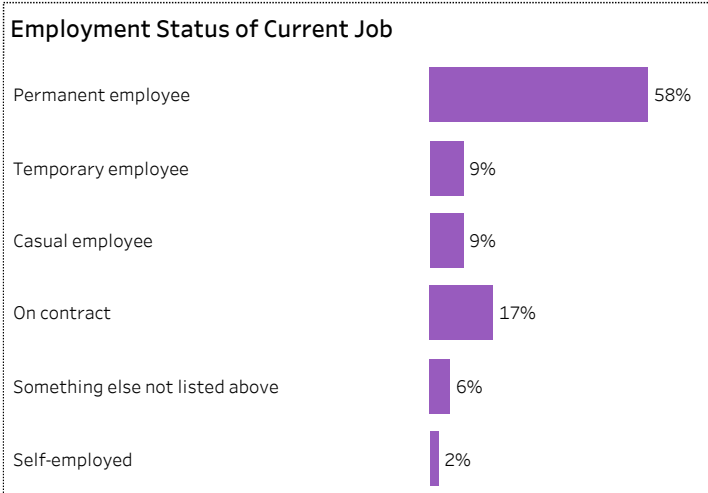
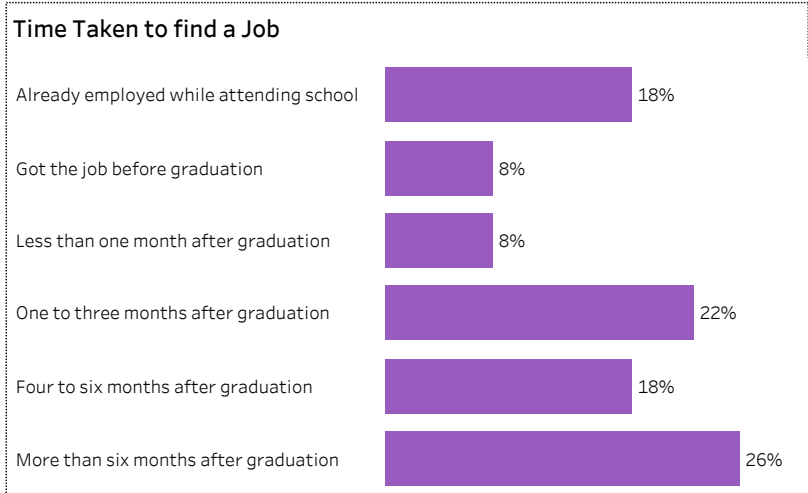
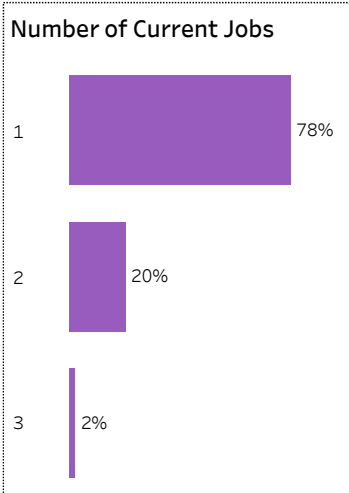
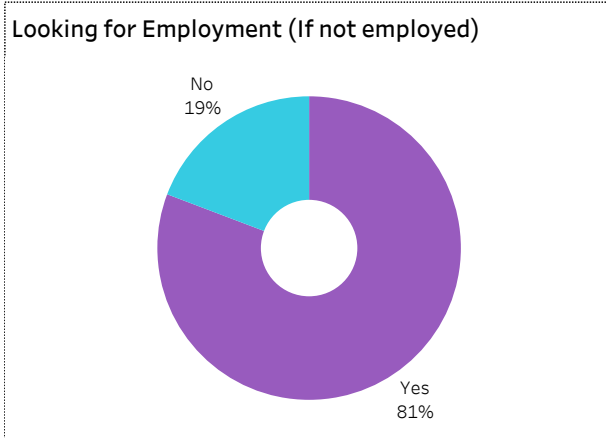
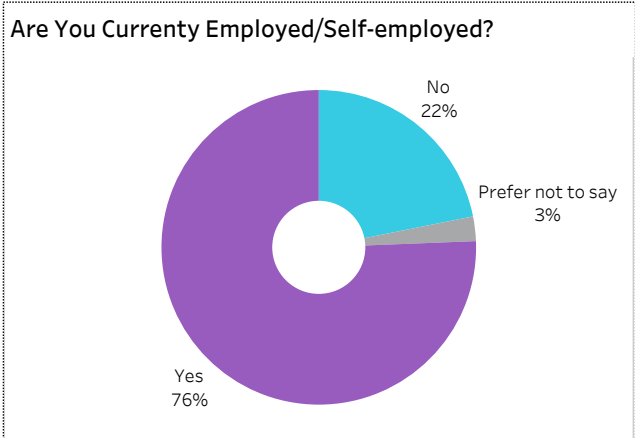
Average/Median Salary



Relatedness of Job to Training



Number of Respondents **119** | School: **Information & Communication Technology** | Program: **All** | Credential: **All** | Admin Campus: **All** | Base/CE: **Base** | Indigenous: **All**





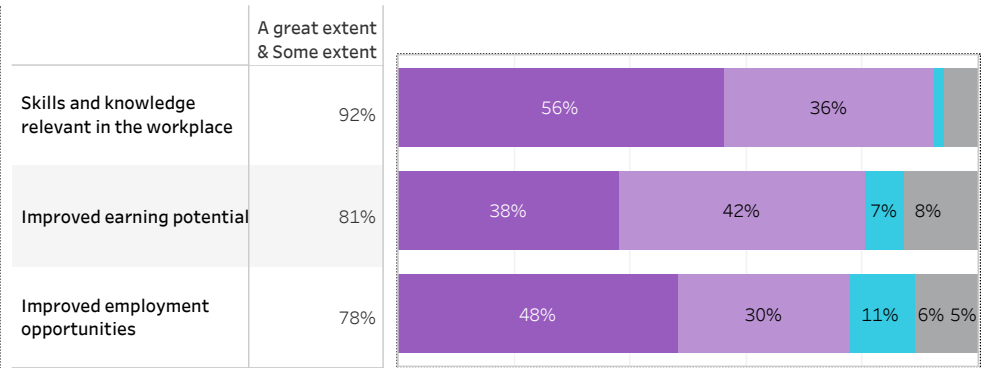
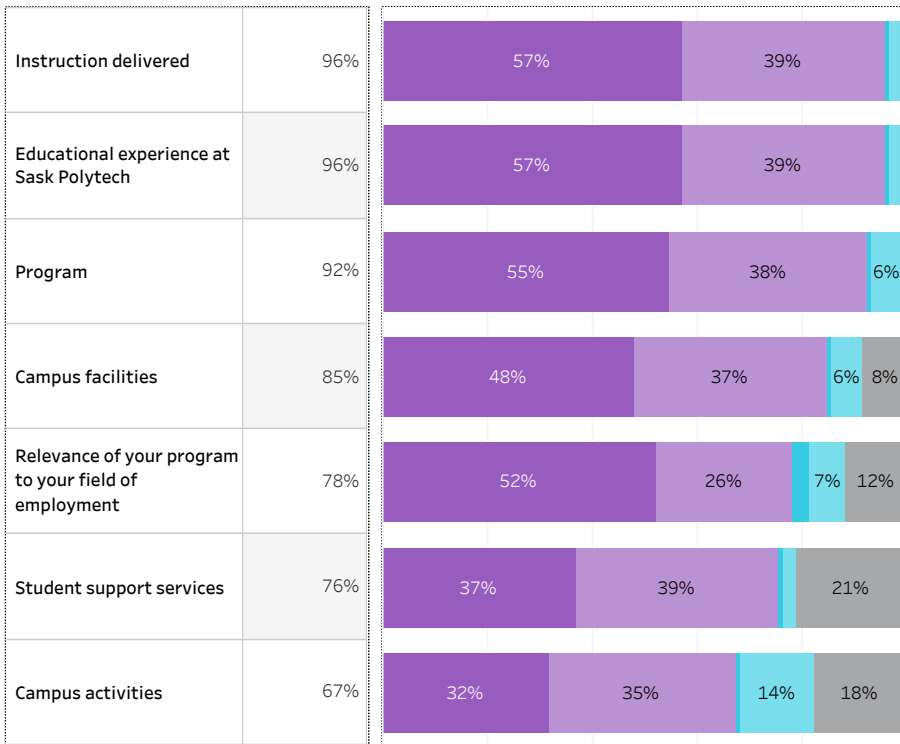
2019-20 Graduate Follow-up Survey Summary of Results (page 4/5) Satisfaction and Program Benefits



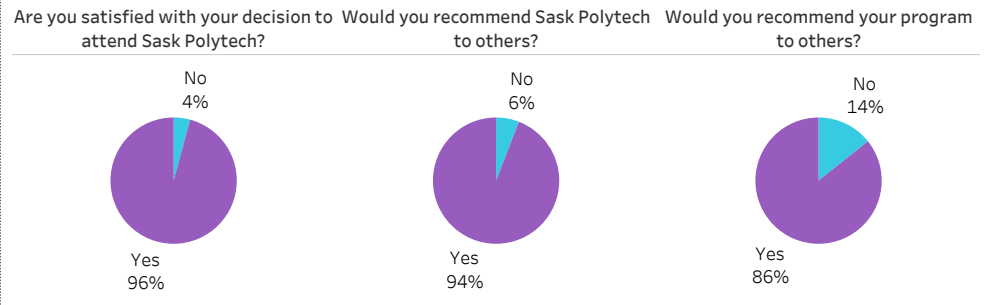
[Click on button to RESET Filters](#)

Number of Respondents 119	School: Information & Communication Technology Program: All Credential: All Admin Campus: All Base/CE: Base Indigenous: All
-------------------------------------	---

Level of Satisfaction	Very Satisfied & Somewhat Satisfied	Very dissatisfied	Somewhat dissatisfied	Very satisfied	Somewhat satisfied	Not sure	Program Benefits	A Great Extent & Some Extent	No extent at all	A great extent	Some extent	Not applicable	Not sure
-----------------------	-------------------------------------	-------------------	-----------------------	----------------	--------------------	----------	------------------	------------------------------	------------------	----------------	-------------	----------------	----------



Satisfaction with Sask Polytech



Institutional Research and Analysis



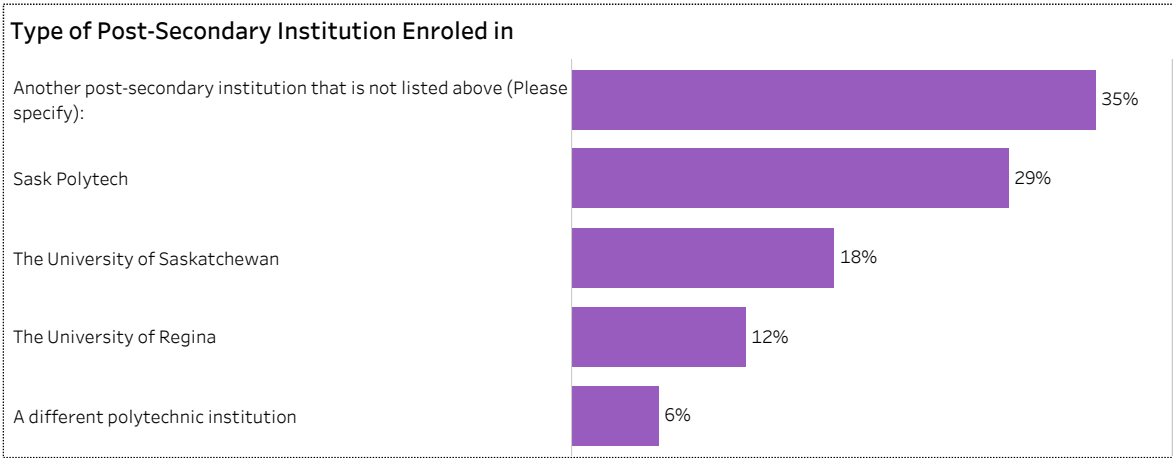
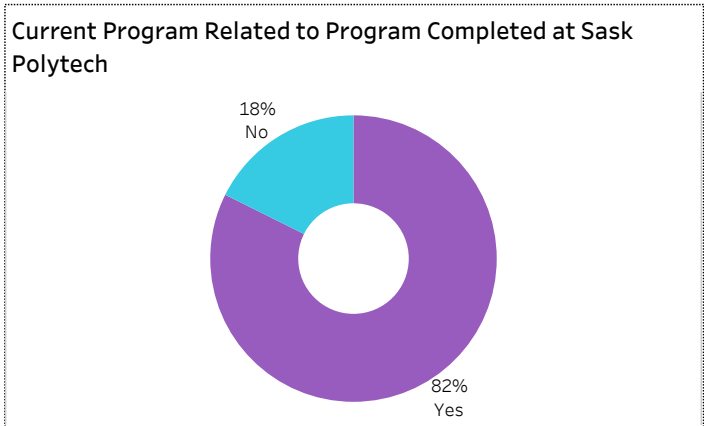
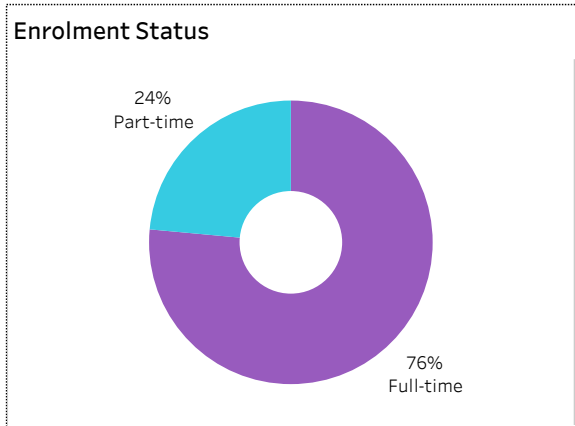
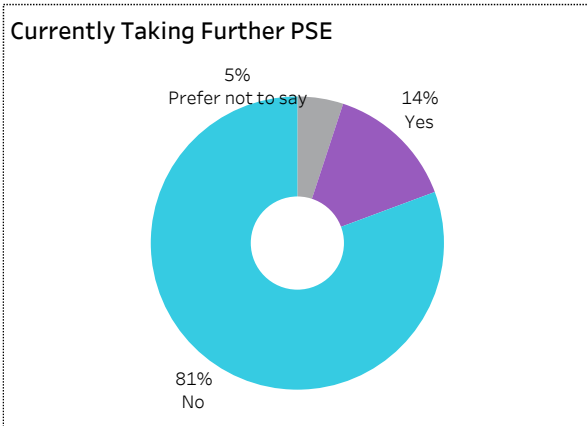
2019-20 Graduate Follow-up Survey Summary of Results (page 5/5) Further Post-Secondary Education



[Click on button to RESET Filters](#)

Number of Respondents
119

School: **Information & Communication Technology** | Program: **All** | Credential: **All** | Admin Campus: **All** | Base/CE: **Base** | Indigenous: **All**



Among the students who pursued further education, 25% indicated the program was not related to the one they completed at Sask Polytech. Common reasons cited by the graduates who were studying in an unrelated field were to be able to change career choice, to have more/better career choices, and difficulty of finding employment in their previous field of study.

Institutional Research and Analysis

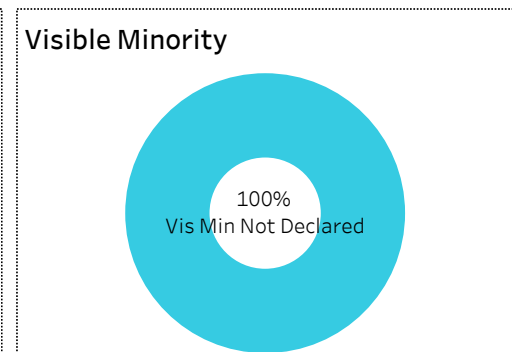
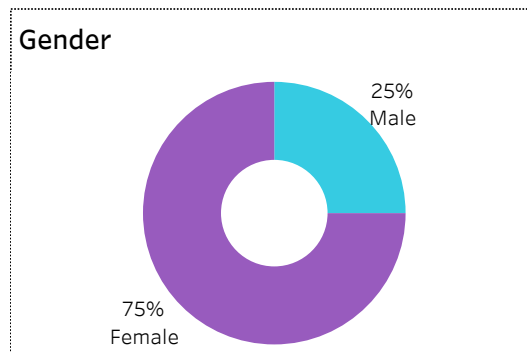
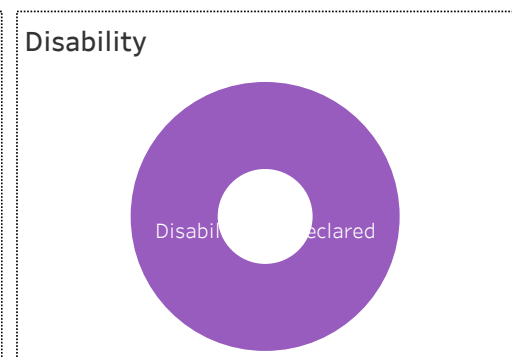

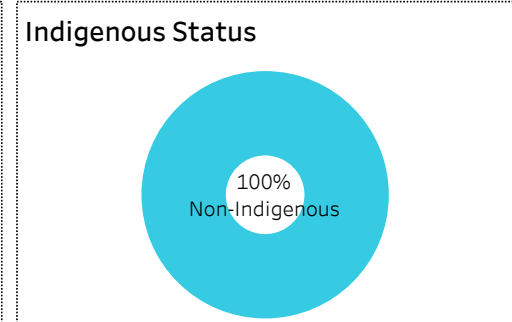
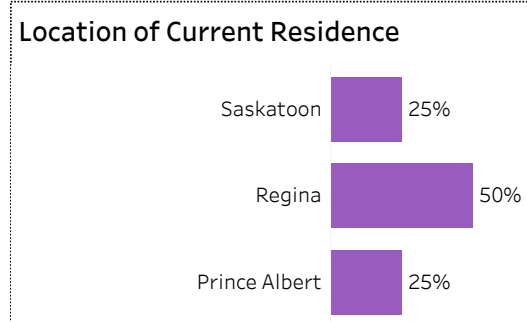



2019-20 Graduate Follow-up Survey Summary of Results (page 1/5) Respondent Profile



[Click on button to RESET Filters](#)

Number of Respondents: **4**
School: **Information & Communication Technology** | Program: **Library Clerk** | Credential: **Applied Certificate** |
Admin Campus: **Saskatoon** | Base/CE: **Con Ed - Sask Polytech Delivered** | Indigenous: **Non-Indigenous**





2019-20 Graduate Follow-up Survey Summary of Results (page 2/5) Graduate Employment



[Click on button to RESET Filters](#)

Number of Respondents
4

School: **Information & Communication Technology** | Program: **Library Clerk** | Credential: **Applied Certificate** | Admin Campus: **Saskatoon** |
Base/CE: **Con Ed - Sask Polytech Delivered** | Indigenous: **Non-Indigenous**

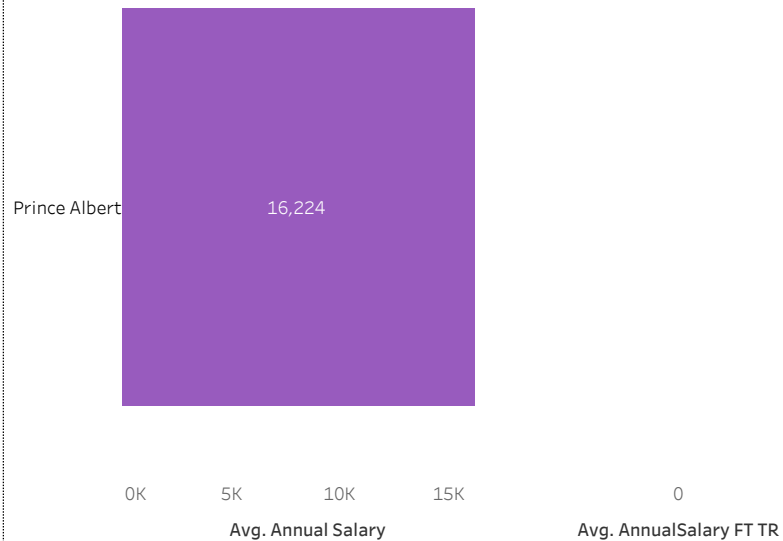
Overall Employment Rate

#Available Workforce	# of Grads Employed	Employment Rate	# of Fulltime Employed Grads	Full-time Employment Rate
2	1	50%	0	0%

Training Related (TR) Employment

#Available Workforce	# of TR Employed Grads	TR Employment Rate	# of Fulltime TR Employed Grads	Full-time Training Related Employment Rate
2	0	0%	0	0%

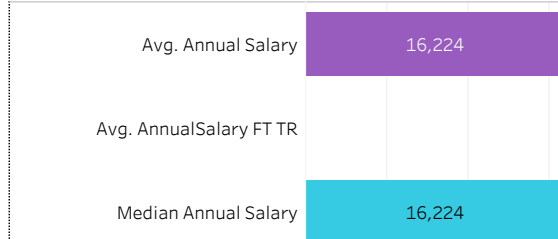
Average Salaries by Location of Employment



Location of Employment



Average/Median Salary



Relatedness of Job to Training





2019-20 Graduate Follow-up Survey

Summary of Results (page 3/5)

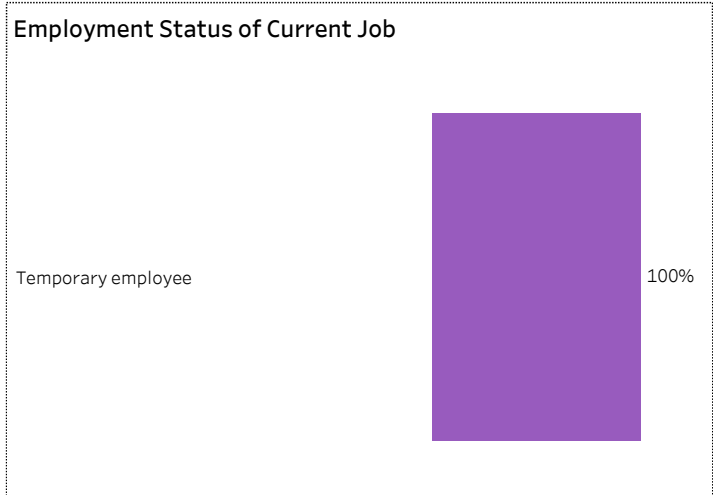
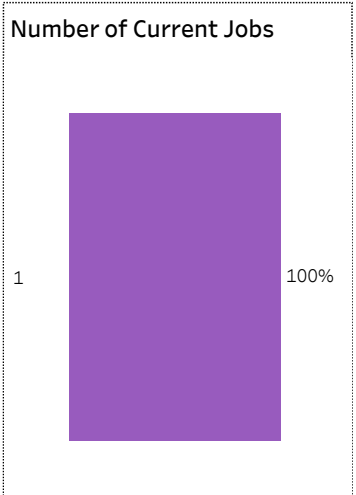
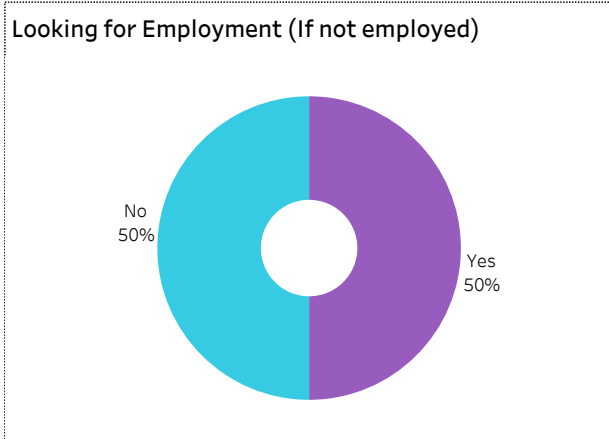
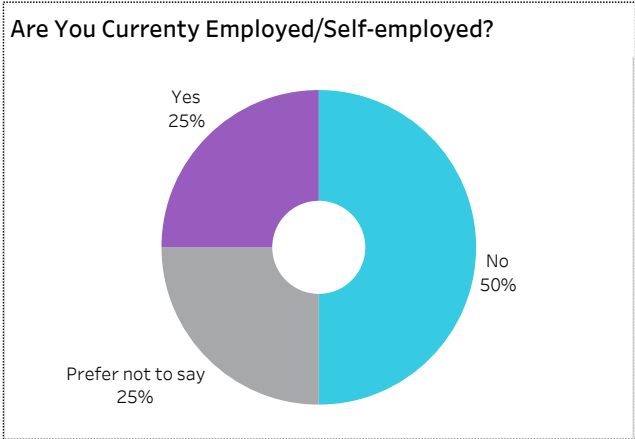
Graduate Employment (continued)



[Click on button to RESET Filters](#)

Number of Respondents: **4**

School: **Information & Communication Technology** | Program: **Library Clerk** | Credential: **Applied Certificate** | Admin Campus: **Saskatoon** | Base/CE: **Con Ed - Sask Polytech Delivered** | Indigenous: **Non-Indigenous**





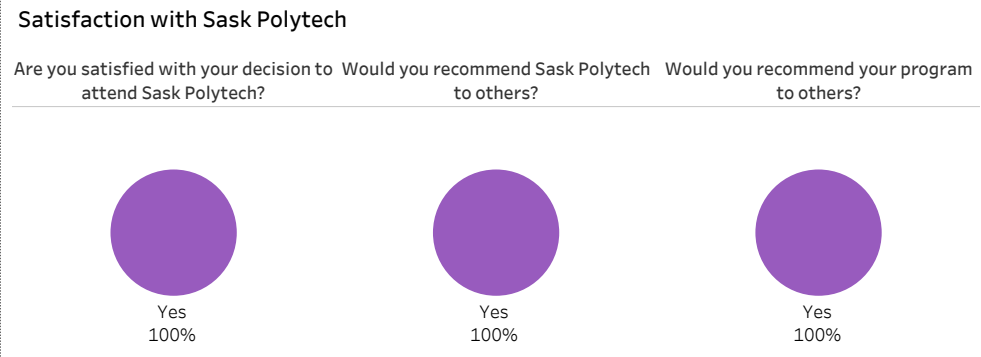
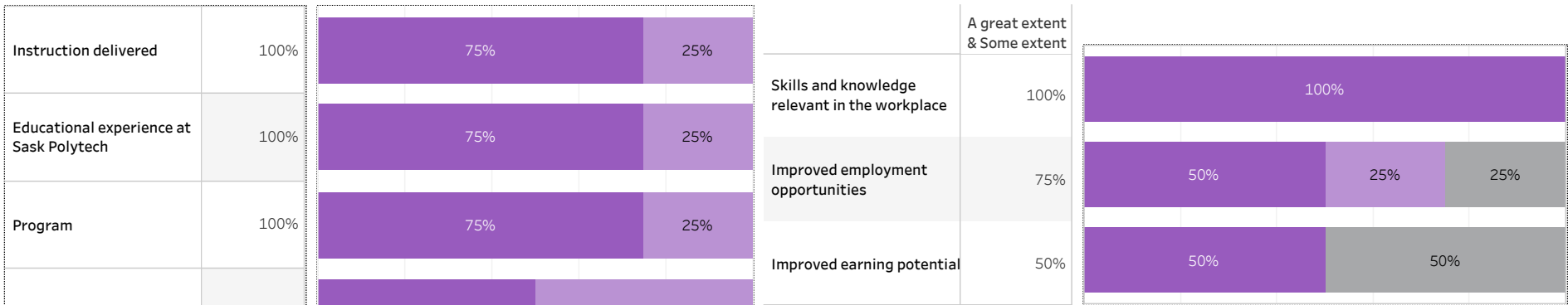
2019-20 Graduate Follow-up Survey Summary of Results (page 4/5) Satisfaction and Program Benefits



Click on button to RESET Filters

Number of Respondents 4	School: Information & Communication Technology Program: Library Clerk Credential: Applied Certificate Admin Campus: Saskatoon Base/CE: Con Ed - Sask Polytech Delivered Indigenous: Non-Indigenous
-----------------------------------	--

Level of Satisfaction	Very Satisfied & Somewhat Satisfied	Very satisfied Somewhat satisfied Not sure	Program Benefits	A Great Extent & Some Extent	Not sure Some extent A great extent
-----------------------	-------------------------------------	--	------------------	------------------------------	---



Institutional Research and Analysis



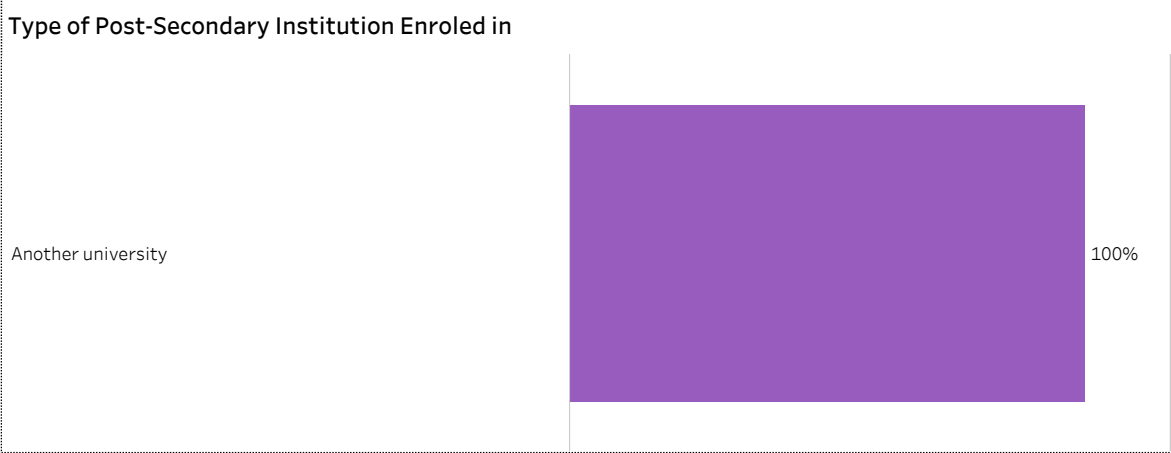
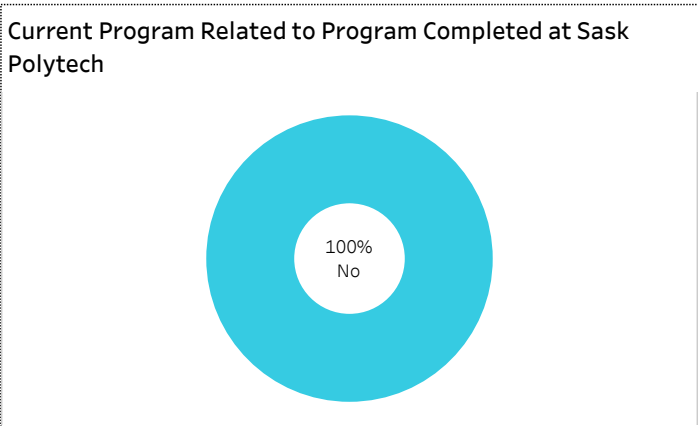
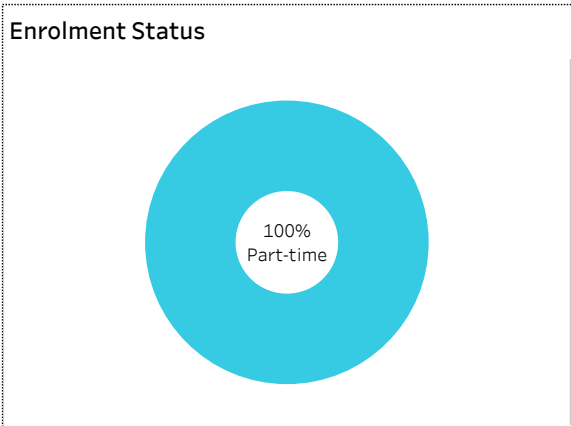
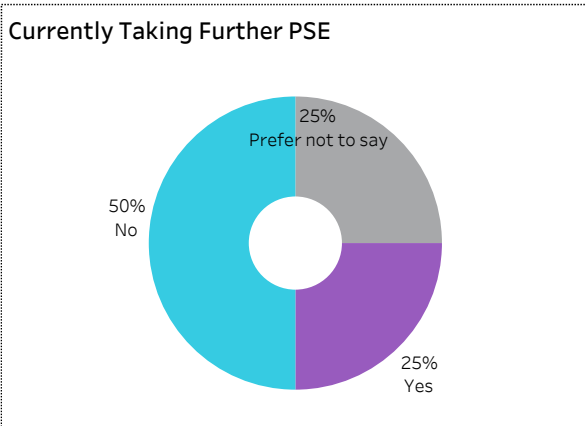
2019-20 Graduate Follow-up Survey Summary of Results (page 5/5) Further Post-Secondary Education



[Click on button to RESET Filters](#)

Number of Respondents
4

School: **Information & Communication Technology** | Program: **Library Clerk** | Credential: **Applied Certificate** | Admin Campus: **Saskatoon** | Base/CE: **Con Ed - Sask Polytech Delivered** | Indigenous: **Non-Indigenous**



Among the students who pursued further education, 25% indicated the program was not related to the one they completed at Sask Polytech. Common reasons cited by the graduates who were studying in an unrelated field were to be able to change career choice, to have more/better career choices, and difficulty of finding employment in their previous field of study.

Institutional Research and Analysis



2019-20 Graduate Follow-up Survey Summary of Results (page 1/5) Respondent Profile




[Click on button to RESET Filters](#)

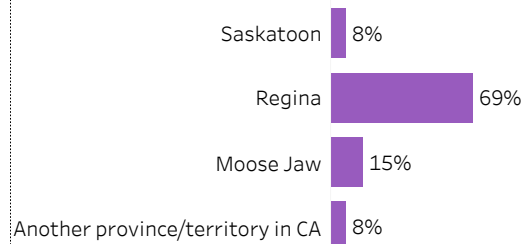
Number of Respondents
13

School: **Information & Communication Technology** | Program: **Business Information Systems** | Credential:
Diploma Co-op | Admin Campus: **Moose Jaw** | Base/CE: **Base** | Indigenous: **Non-Indigenous**

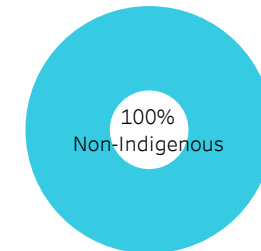
School



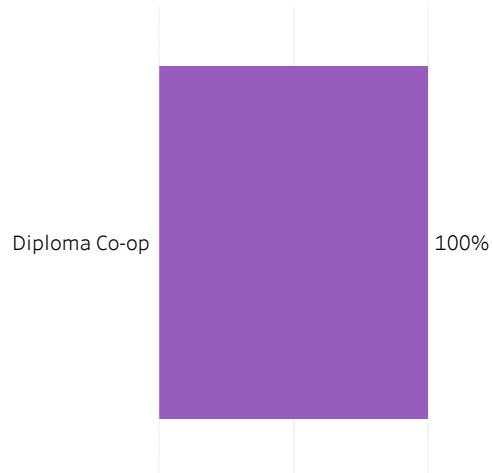
Location of Current Residence



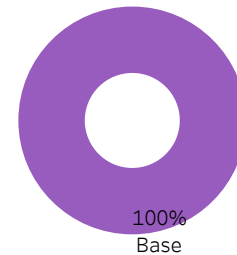
Indigenous Status



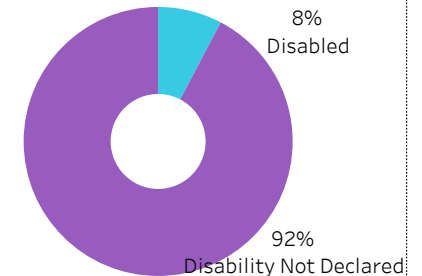
Credentials



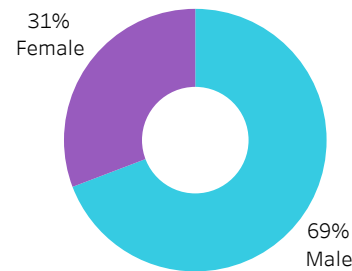
Base/CE



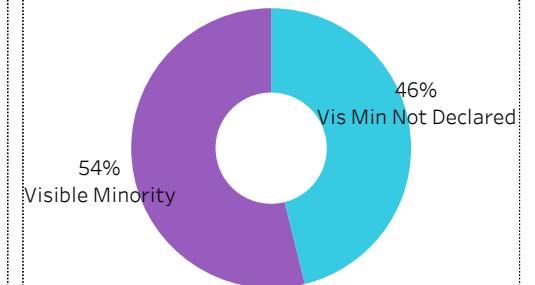
Disability



Gender



Visible Minority





2019-20 Graduate Follow-up Survey Summary of Results (page 2/5) Graduate Employment



[Click on button to RESET Filters](#)

Number of Respondents
13

School: **Information & Communication Technology** | Program: **Business Information Systems** | Credential: **Diploma Co-op** | Admin Campus: **Moose Jaw** | Base/CE: **Base** | Indigenous: **Non-Indigenous**

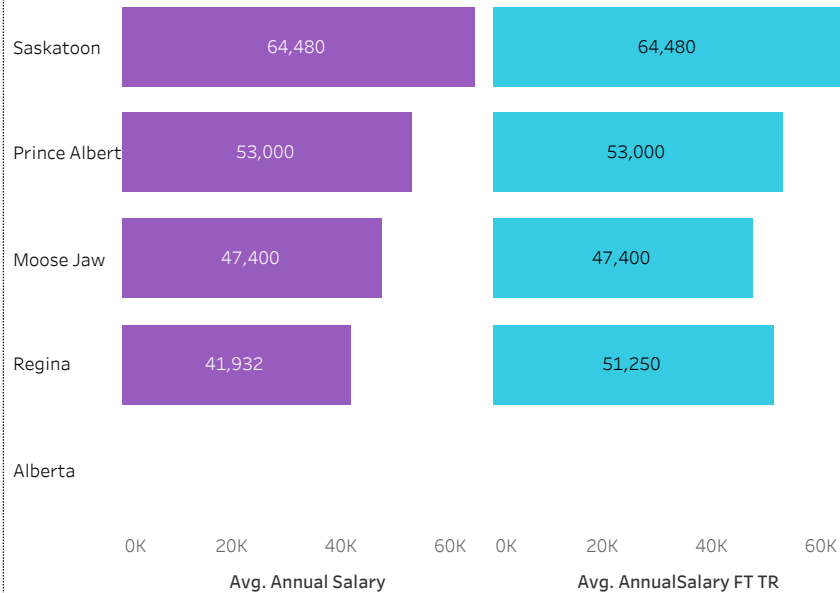
Overall Employment Rate

#Available Workforce	# of Grads Employed	Employment Rate	# of Fulltime Employed Grads	Full-time Employment Rate
13	12	92%	12	92%

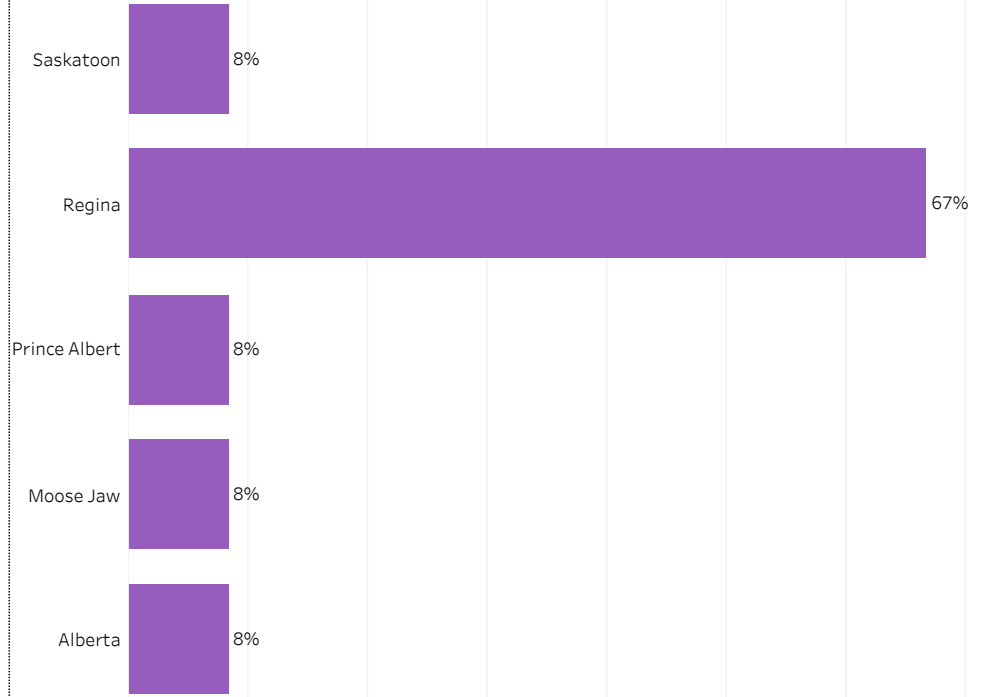
Training Related (TR) Employment

#Available Workforce	# of TR Employed Grads	TR Employment Rate	# of Fulltime TR Employed Grads	Full-time TR Employment Rate
13	11	85%	11	85%


Average Salaries by Location of Employment



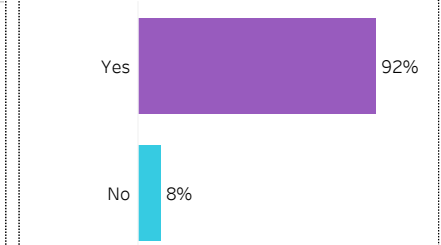
Location of Employment



Average/Median Salary



Relatedness of Job to Training



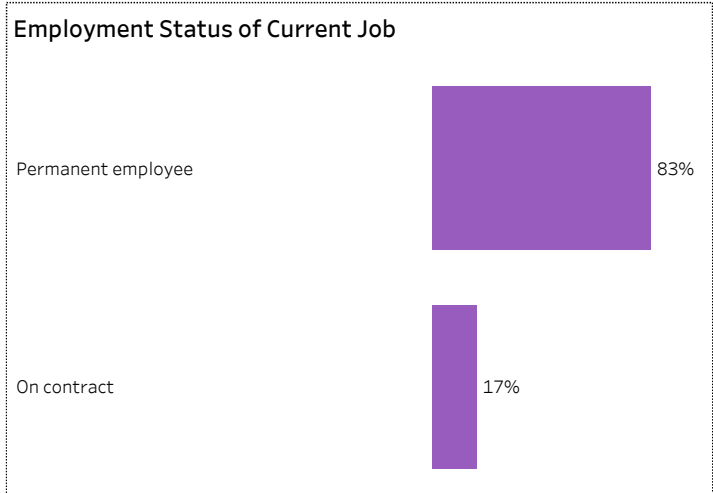
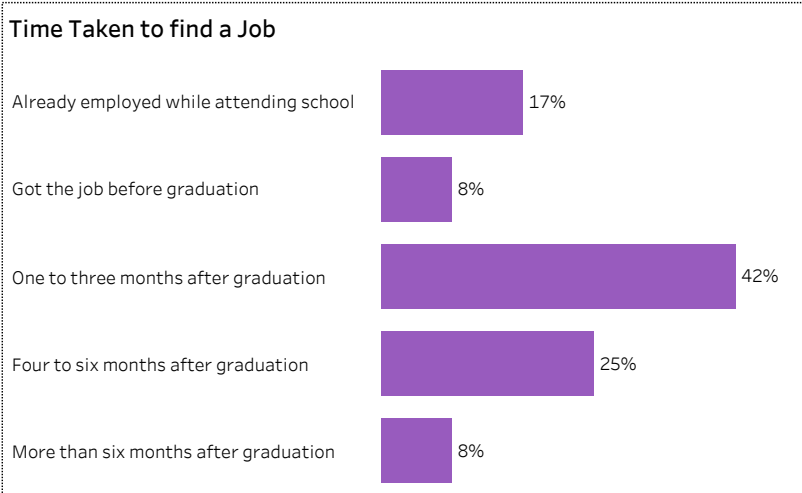
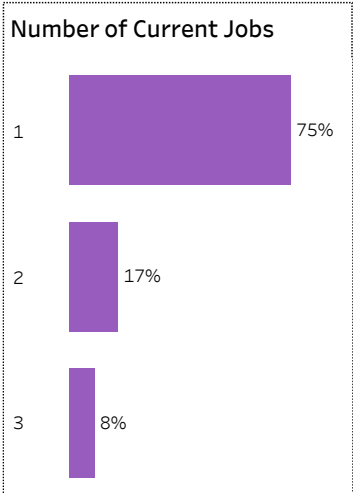
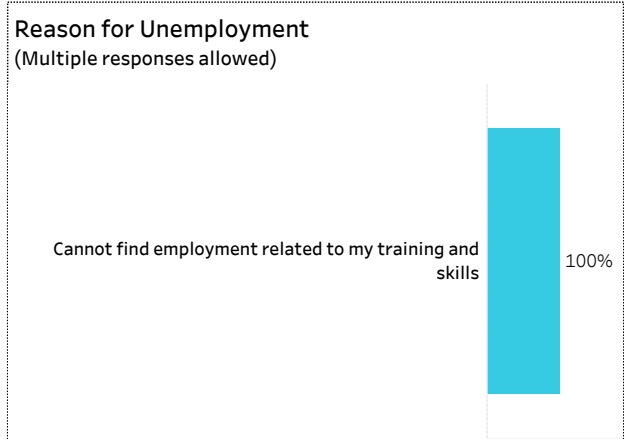
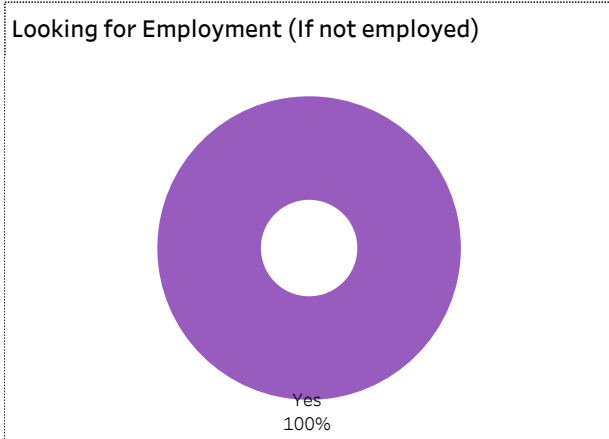
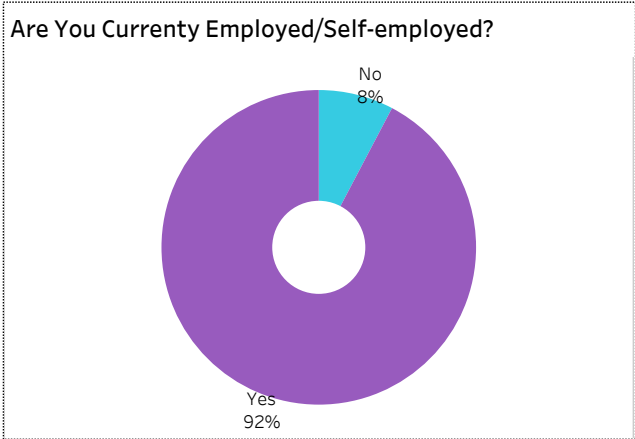


2019-20 Graduate Follow-up Survey Summary of Results (page 3/5) Graduate Employment (continued)



[Click on button to RESET Filters](#)

Number of Respondents: **13**
School: **Information & Communication Technology** | Program: **Business Information Systems** | Credential: **Diploma Co-op** | Admin
Campus: **Moose Jaw** | Base/CE: **Base** | Indigenous: **Non-Indigenous**





2019-20 Graduate Follow-up Survey Summary of Results (page 4/5) Satisfaction and Program Benefits



Click on button to RESET Filters

Number of Respondents 13	School: Information & Communication Technology Program: Business Information Systems Credential: Diploma Co-op Admin Campus: Moose Jaw Base/CE: Base Indigenous: Non-Indigenous
---	--

Level of Satisfaction	Very Satisfied & Somewhat Satisfied	<ul style="list-style-type: none"> Very satisfied Somewhat satisfied Somewhat dissatisfied Not sure 	Program Benefits	A Great Extent & Some Extent	<ul style="list-style-type: none"> Not applicable Not sure Some extent A great extent
------------------------------	-------------------------------------	---	-------------------------	------------------------------	---

Instruction delivered	100%		A great extent & S..	
Educational experience at Sask Polytech	100%		92%	
Program	100%		85%	
Relevance of your program to your field of employment	92%		85%	

Campus activities	85%		Satisfaction with Sask Polytech		
Campus facilities	85%		Are you satisfied with your decision to attend Sask Polytech? Would you recommend Sask Polytech to others? Would you recommend your program to others?		
Student support services	85%				

Institutional Research and Analysis



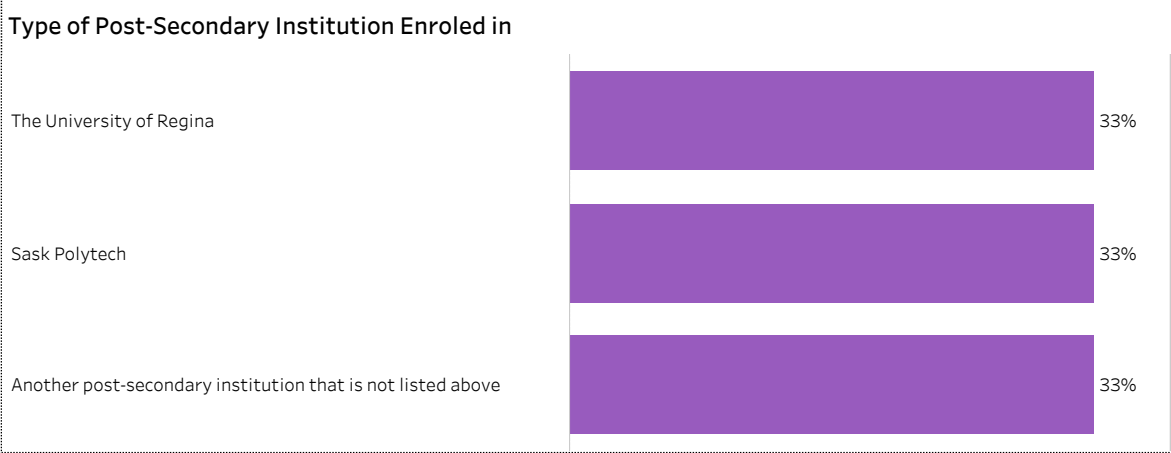
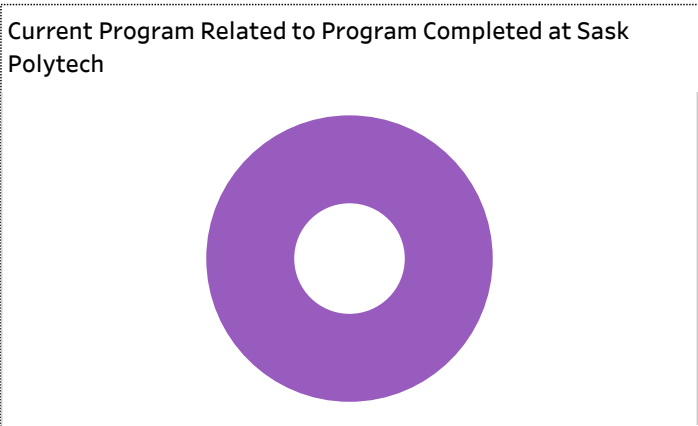
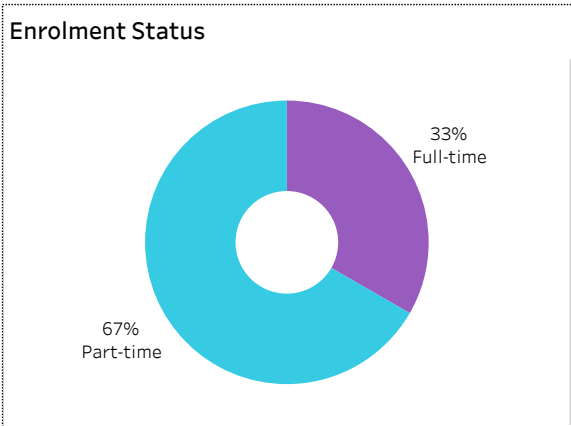
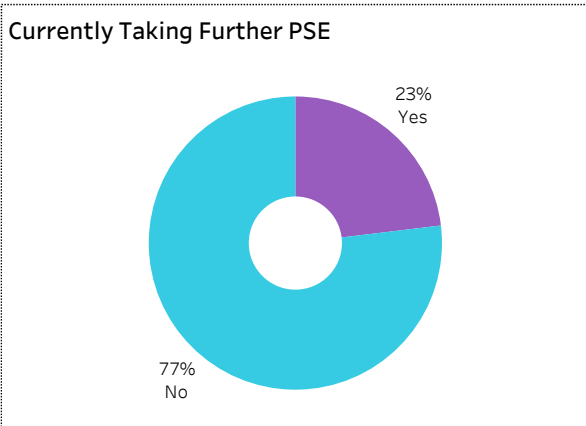
2019-20 Graduate Follow-up Survey Summary of Results (page 5/5) Further Post-Secondary Education



[Click on button to RESET Filters](#)

Number of Respondents
13

School: **Information & Communication Technology** | Program: **Business Information Systems** | Credential: **Diploma Co-op** | Admin
Campus: **Moose Jaw** | Base/CE: **Base** | Indigenous: **Non-Indigenous**



Among the students who pursued further education, 25% indicated the program was not related to the one they completed at Sask Polytech. Common reasons cited by the graduates who were studying in an unrelated field were to be able to change career choice, to have more/better career choices, and difficulty of finding employment in their previous field of study.

Institutional Research and Analysis



2019-20 Graduate Follow-up Survey Summary of Results (page 1/5) Respondent Profile




[Click on button to RESET Filters](#)

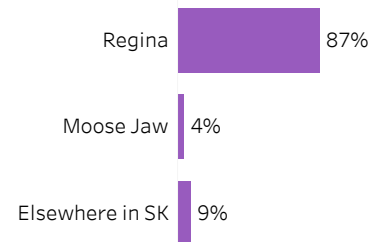
Number of Respondents
23

School: **Information & Communication Technology** | Program: **Computer Networking Technician** | Credential: **Certificate** | Admin Campus: **Regina** | Base/CE: **Base** | Indigenous: **Non-Indigenous**

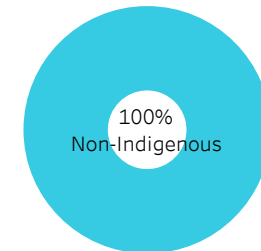
School



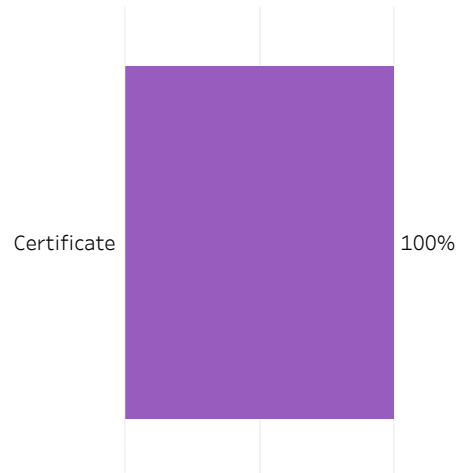
Location of Current Residence



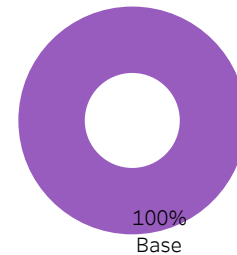
Indigenous Status



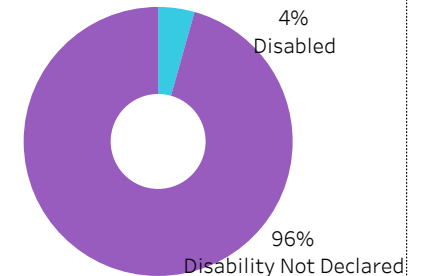
Credentials



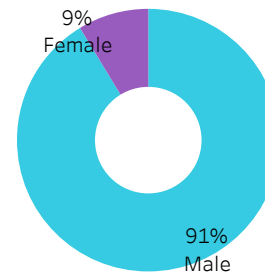
Base/CE



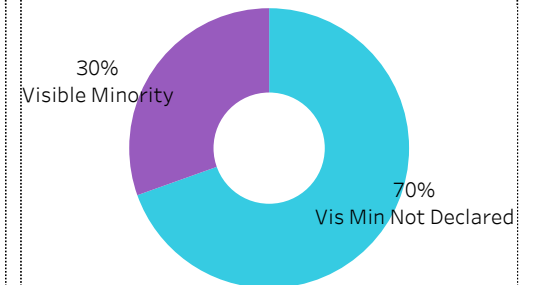
Disability



Gender



Visible Minority





2019-20 Graduate Follow-up Survey Summary of Results (page 2/5) Graduate Employment



[Click on button to RESET Filters](#)

Number of Respondents
23

School: **Information & Communication Technology** | Program: **Computer Networking Technician** | Credential: **Certificate** | Admin Campus: **Regina** | Base/CE: **Base** | Indigenous: **Non-Indigenous**

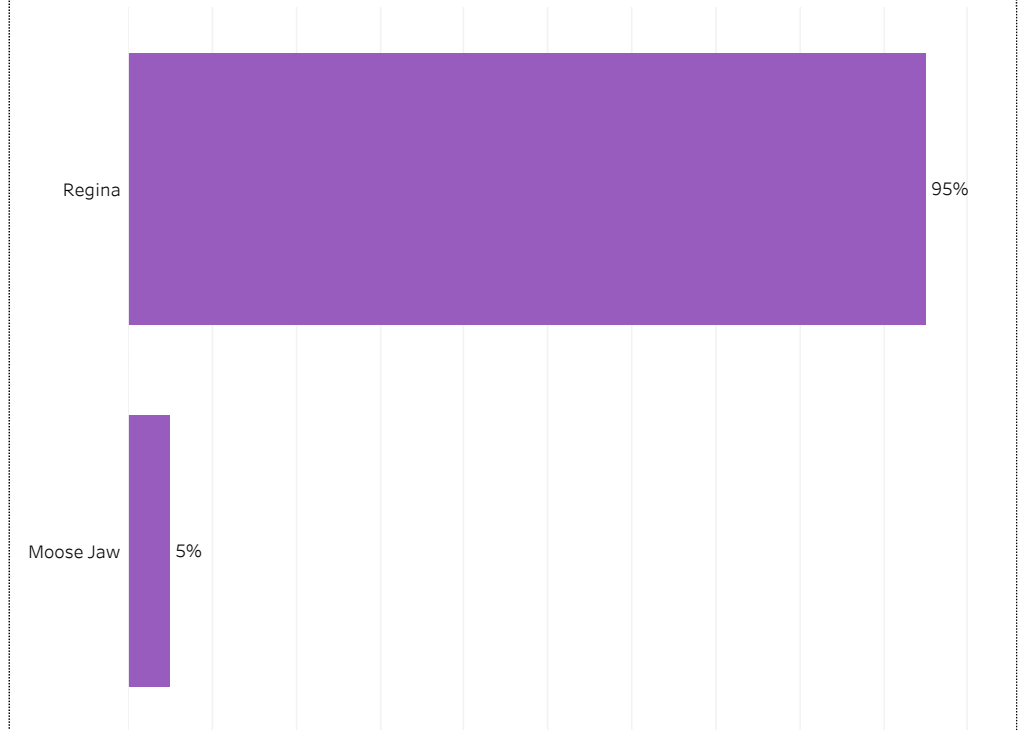
Overall Employment Rate

#Available Workforce	# of Grads Employed	Employment Rate	# of Fulltime Employed Grads	Full-time Employment Rate
22	20	91%	19	86%

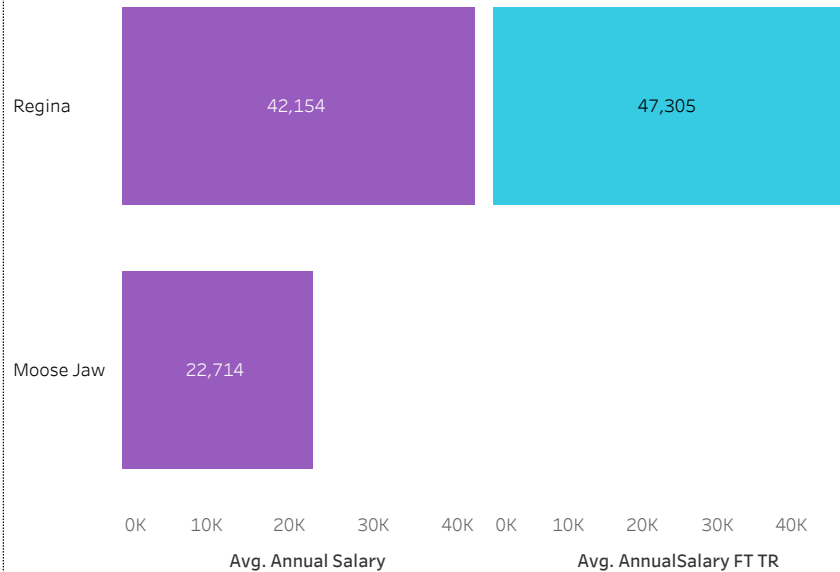
Training Related (TR) Employment

#Available Workforce	# of TR Employed Grads	TR Employment Rate	# of Fulltime TR Employed Grads	Full -time TR Employment Rate
22	14	64%	14	64%

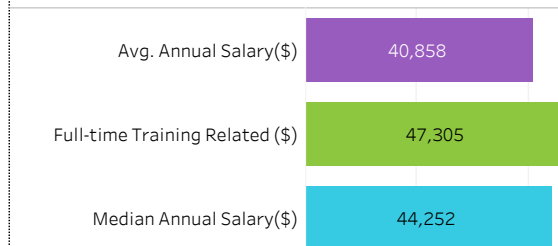
Location of Employment



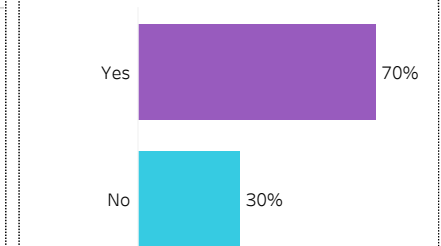
Average Salaries by Location of Employment



Average/Median Salary



Relatedness of Job to Training



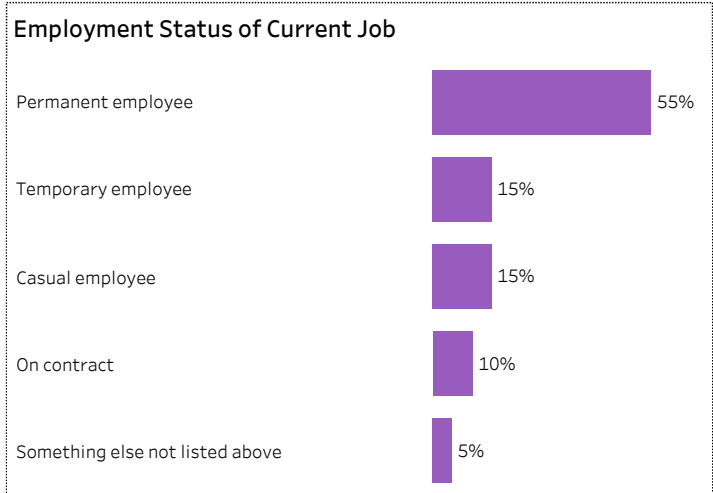
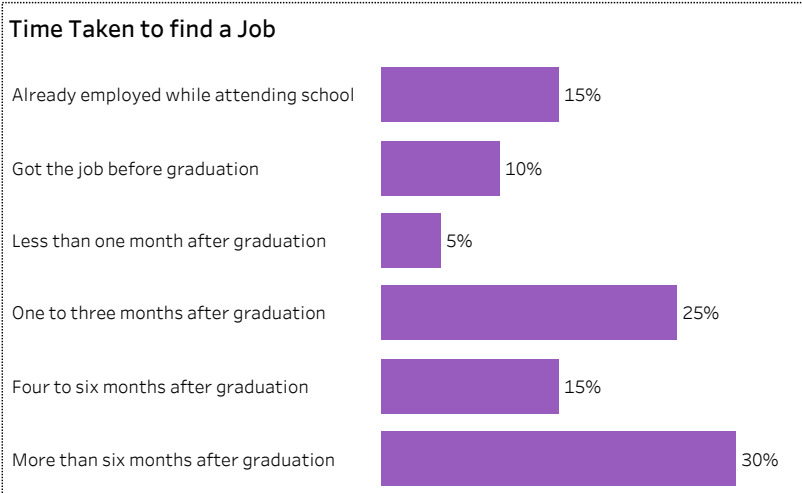
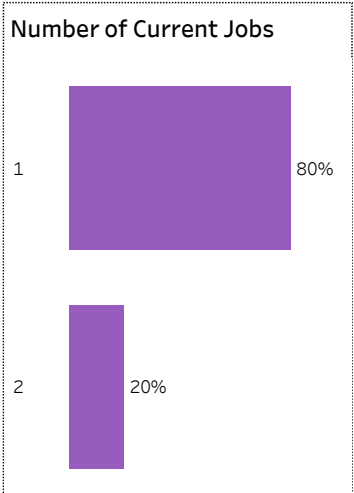
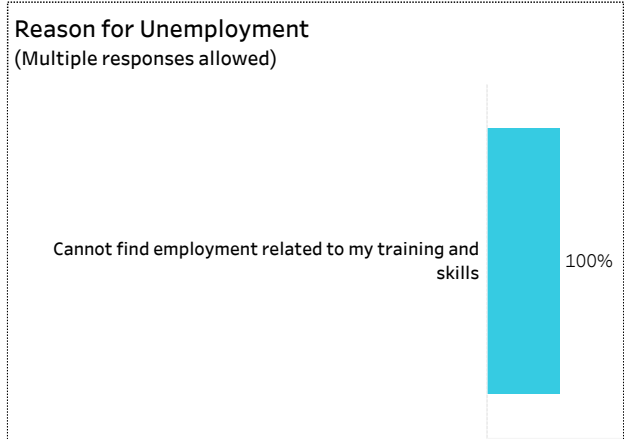
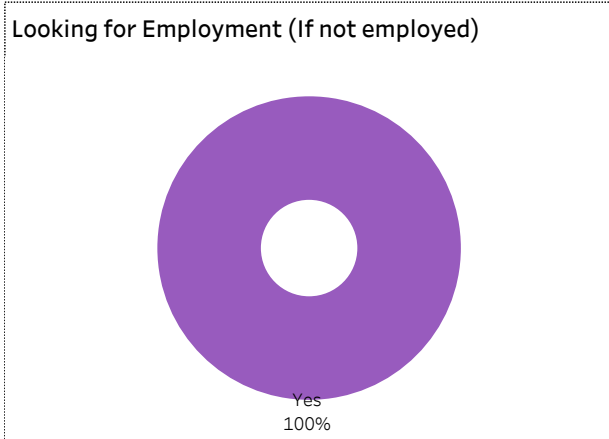
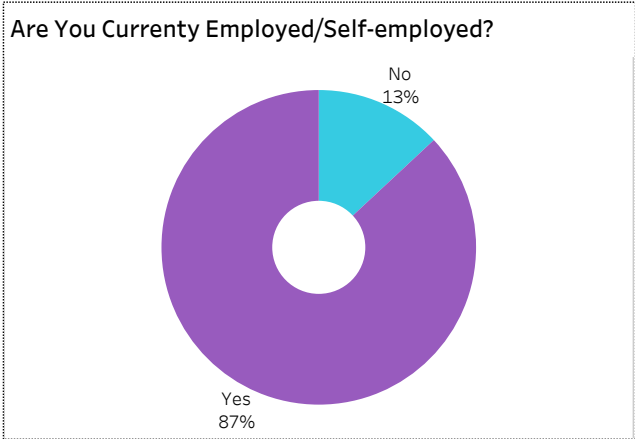


2019-20 Graduate Follow-up Survey Summary of Results (page 3/5) Graduate Employment (continued)



[Click on button to RESET Filters](#)

Number of Respondents **23** | School: **Information & Communication Technology** | Program: **Computer Networking Technician** | Credential: **Certificate** | Admin
Campus: **Regina** | Base/CE: **Base** | Indigenous: **Non-Indigenous**





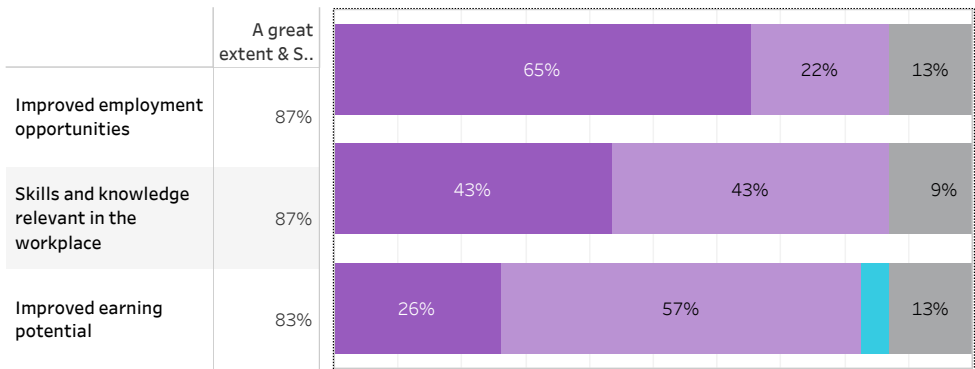
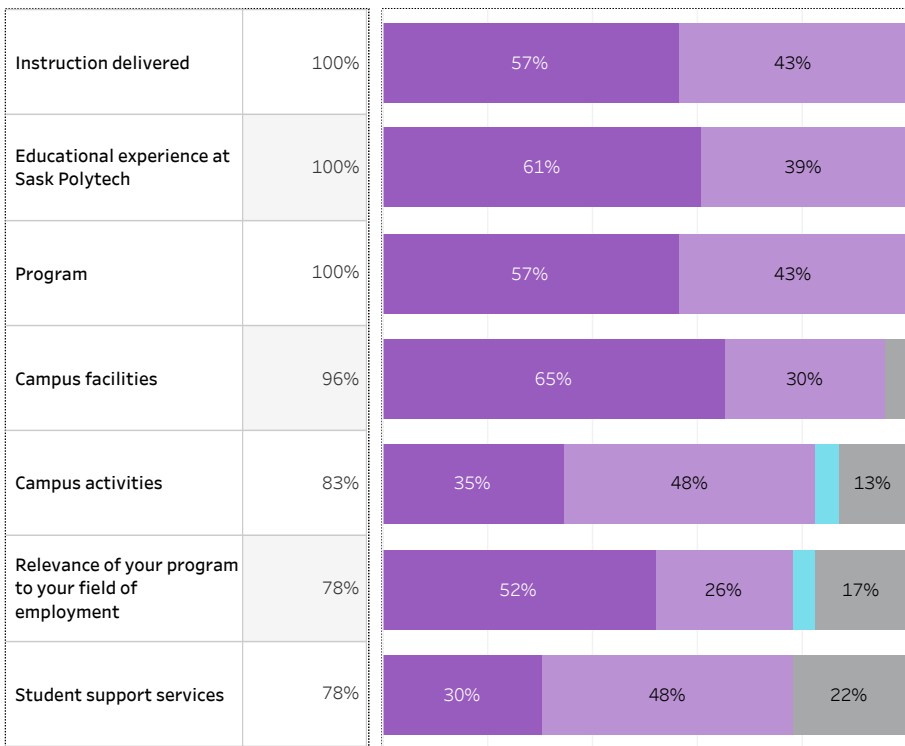
2019-20 Graduate Follow-up Survey Summary of Results (page 4/5) Satisfaction and Program Benefits



Click on button to RESET Filters

Number of Respondents 23	School: Information & Communication Technology Program: Computer Networking Technician Credential: Certificate Admin Campus: Regina Base/CE: Base Indigenous: Non-Indigenous
------------------------------------	---

Level of Satisfaction	Very Satisfied & Somewhat Satisfied	<ul style="list-style-type: none"> Very satisfied Somewhat satisfied Somewhat dissatisfied Not sure 	Program Benefits	A Great Extent & Some Extent	<ul style="list-style-type: none"> A great extent Some extent No extent at all Not sure
------------------------------	-------------------------------------	---	-------------------------	------------------------------	---



Satisfaction with Sask Polytech

Are you satisfied with your decision to attend Sask Polytech? Would you recommend Sask Polytech to others? Would you recommend your program to others?



Institutional Research and Analysis



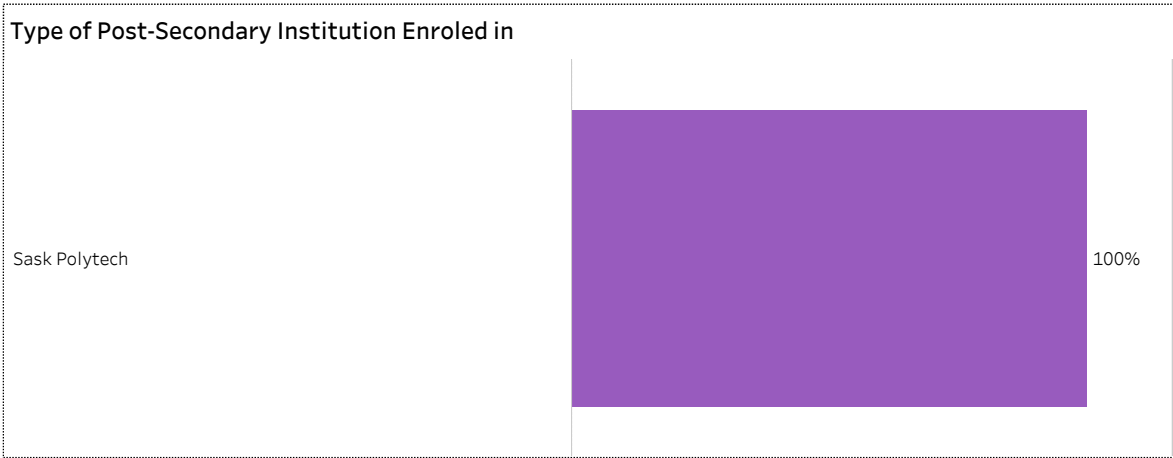
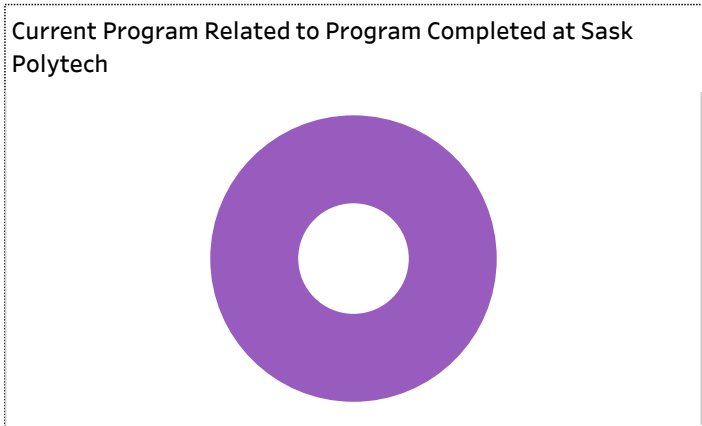
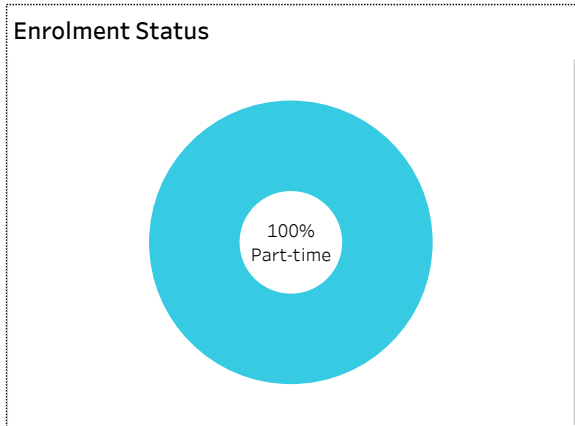
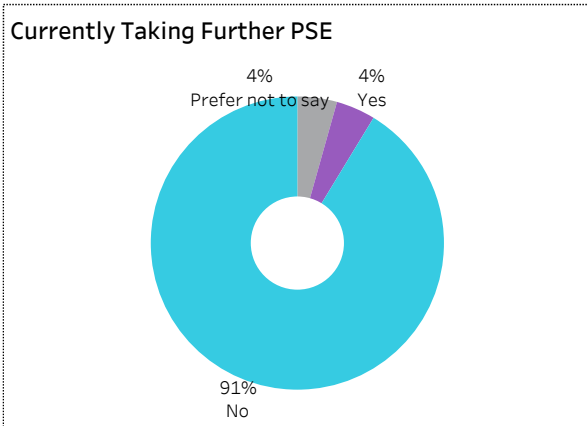
2019-20 Graduate Follow-up Survey Summary of Results (page 5/5) Further Post-Secondary Education



[Click on button to RESET Filters](#)

Number of Respondents
23

School: **Information & Communication Technology** | Program: **Computer Networking Technician** | Credential: **Certificate** | Admin
Campus: **Regina** | Base/CE: **Base** | Indigenous: **Non-Indigenous**



Among the students who pursued further education, 25% indicated the program was not related to the one they completed at Sask Polytech. Common reasons cited by the graduates who were studying in an unrelated field were to be able to change career choice, to have more/better career choices, and difficulty of finding employment in their previous field of study.

Institutional Research and Analysis



2019-20 Graduate Follow-up Survey Summary of Results (page 1/5) Respondent Profile




[Click on button to RESET Filters](#)

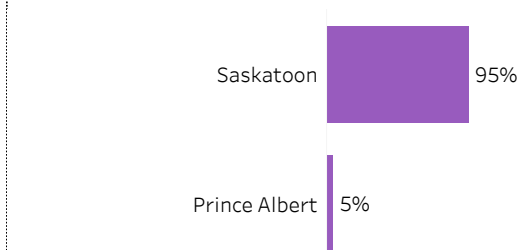
Number of Respondents
22

School: **Information & Communication Technology** | Program: **Computer Systems Technology** | Credential:
Diploma | Admin Campus: **Saskatoon** | Base/CE: **Base** | Indigenous: **All**

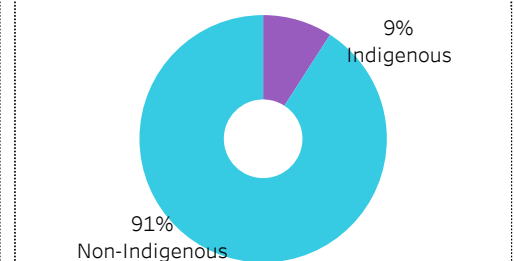
School



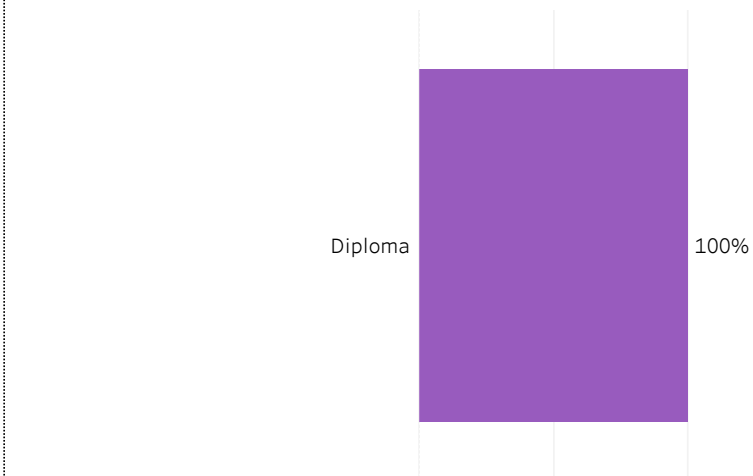
Location of Current Residence



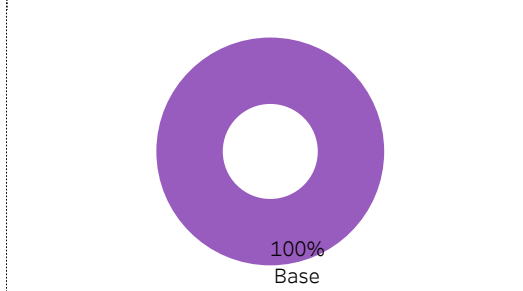
Indigenous Status



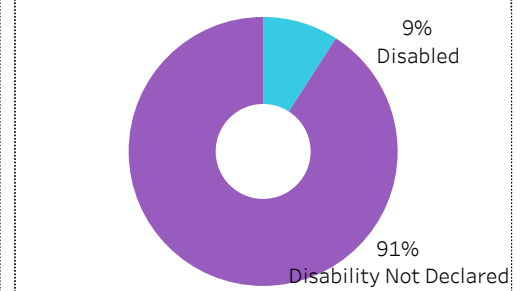
Credentials



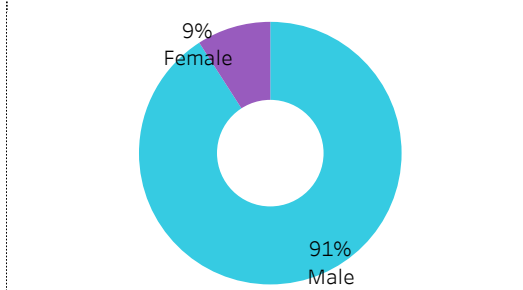
Base/CE



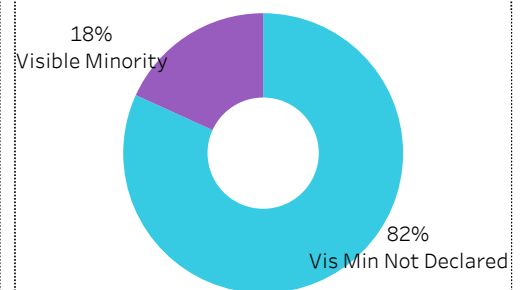
Disability



Gender



Visible Minority





2019-20 Graduate Follow-up Survey Summary of Results (page 2/5) Graduate Employment



[Click on button to RESET Filters](#)

Number of Respondents
22

School: **Information & Communication Technology** | Program: **Computer Systems Technology** | Credential: **Diploma** | Admin Campus: **Saskatoon** | Base/CE: **Base** | Indigenous: **All**

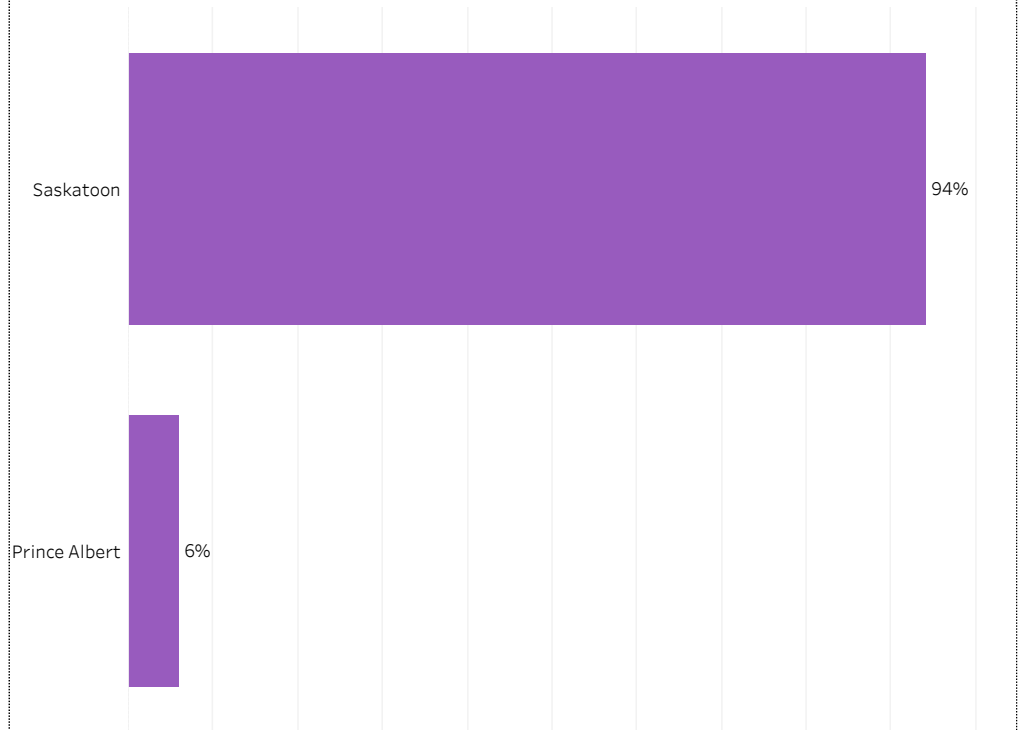
Overall Employment Rate

#Available Workforce	# of Grads Employed	Employment Rate	# of Fulltime Employed Grads	Full-time Employment Rate
20	17	85%	16	80%

Training Related (TR) Employment

#Available Workforce	# of TR Employed Grads	TR Employment Rate	# of Fulltime TR Employed Grads	Full -time TR Employment Rate
20	17	85%	16	80%


Location of Employment



Average Salaries by Location of Employment



Average/Median Salary



Relatedness of Job to Training



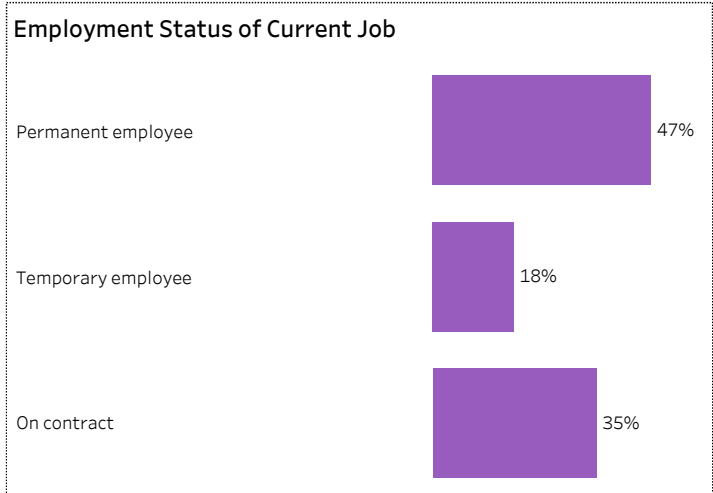
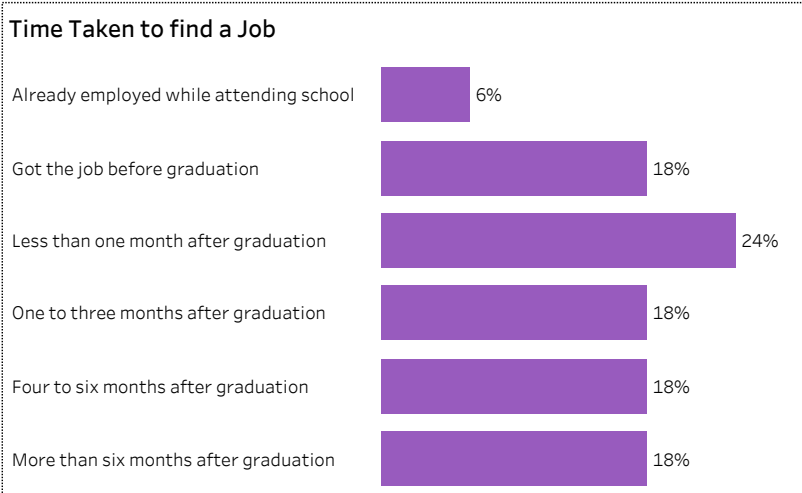
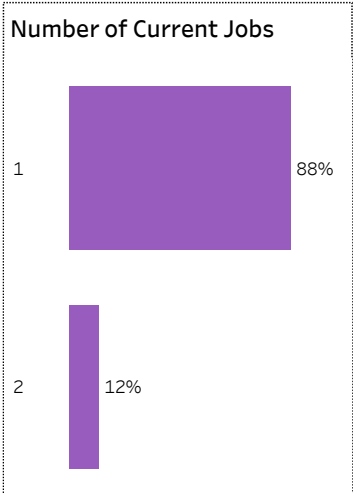
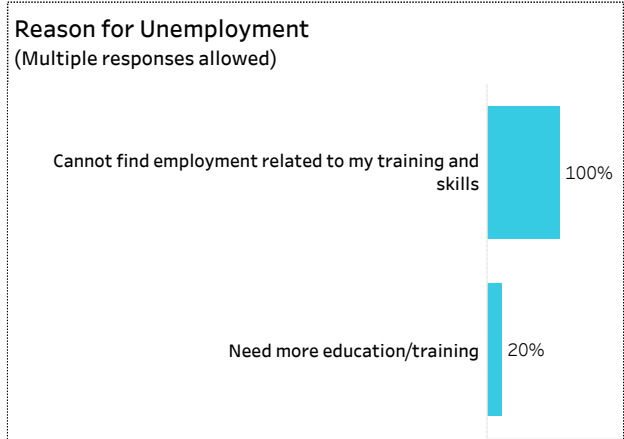
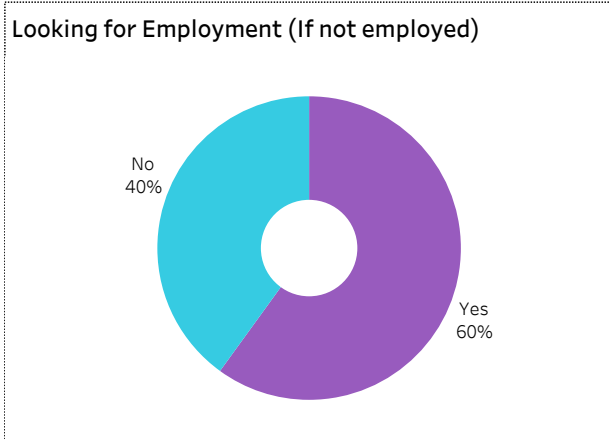
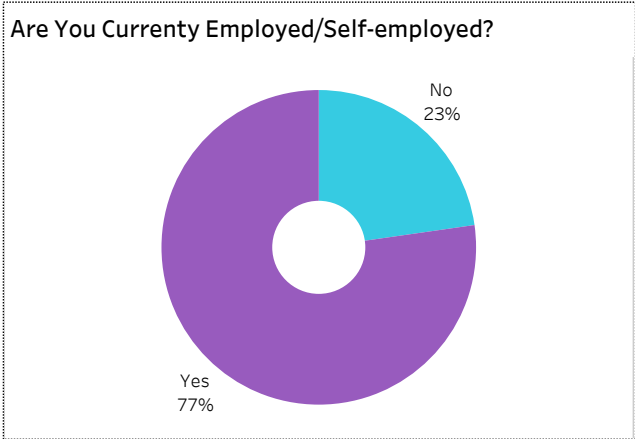


2019-20 Graduate Follow-up Survey Summary of Results (page 3/5) Graduate Employment (continued)



[Click on button to RESET Filters](#)

Number of Respondents **22** | School: **Information & Communication Technology** | Program: **Computer Systems Technology** | Credential: **Diploma** | Admin Campus: **Saskatoon** | Base/CE: **Base** | Indigenous: **All**





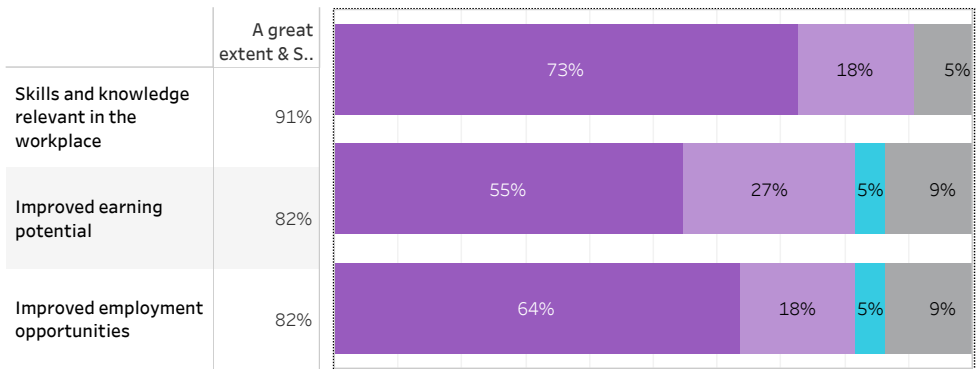
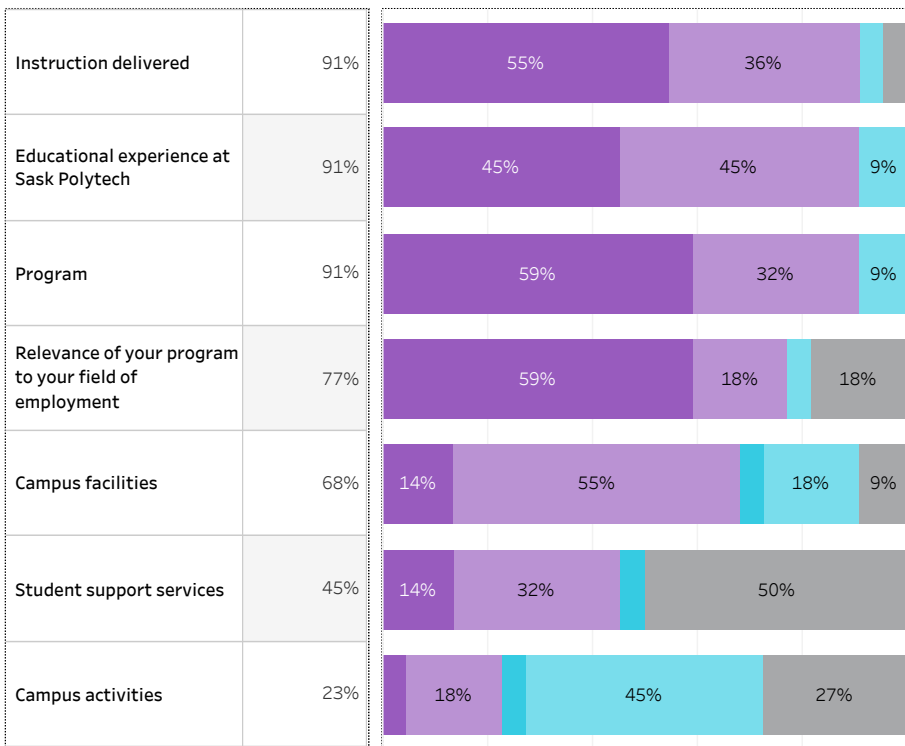
2019-20 Graduate Follow-up Survey Summary of Results (page 4/5) Satisfaction and Program Benefits



Click on button to RESET Filters

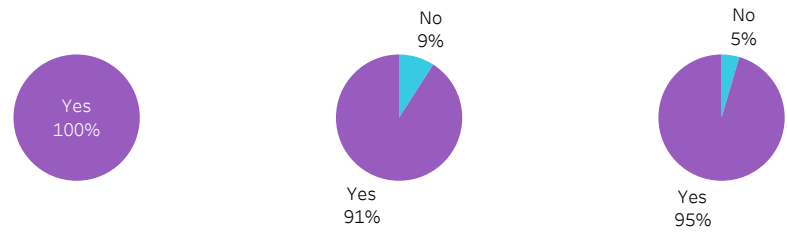
Number of Respondents 22	School: Information & Communication Technology Program: Computer Systems Technology Credential: Diploma Admin Campus: Saskatoon Base/CE: Base Indigenous: All
------------------------------------	---

Level of Satisfaction	Very Satisfied & Somewhat Satisfied	<ul style="list-style-type: none"> Very satisfied Somewhat satisfied Very dissatisfied Somewhat dissatisfied Not sure 	Program Benefits	A Great Extent & Some Extent	<ul style="list-style-type: none"> A great extent Some extent No extent at all Not sure Not applicable
------------------------------	-------------------------------------	--	-------------------------	------------------------------	---



Satisfaction with Sask Polytech

Are you satisfied with your decision to attend Sask Polytech? Would you recommend Sask Polytech to others? Would you recommend your program to others?



Institutional Research and Analysis



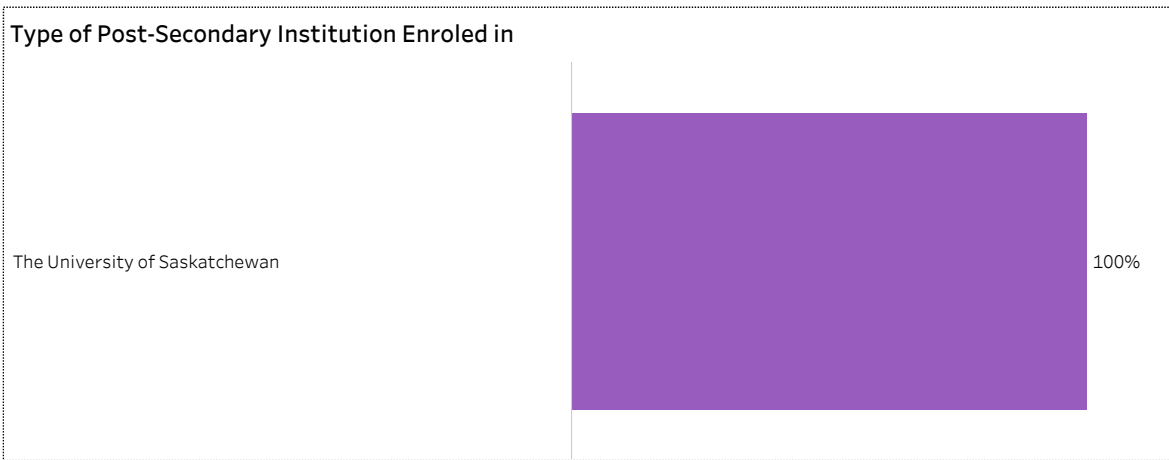
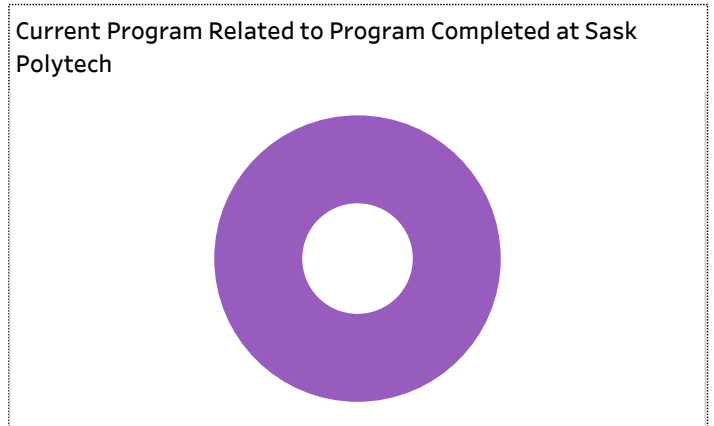

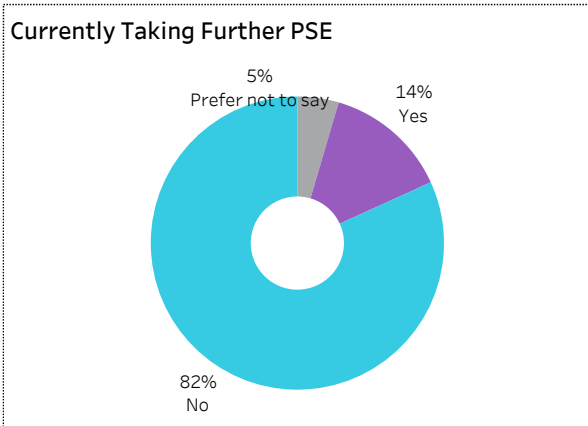
2019-20 Graduate Follow-up Survey Summary of Results (page 5/5) Further Post-Secondary Education



[Click on button to RESET Filters](#)

Number of Respondents
22

School: **Information & Communication Technology** | Program: **Computer Systems Technology** | Credential: **Diploma** | Admin Campus: **Saskatoon** | Base/CE: **Base** | Indigenous: **All**



Among the students who pursued further education, 25% indicated the program was not related to the one they completed at Sask Polytech. Common reasons cited by the graduates who were studying in an unrelated field were to be able to change career choice, to have more/better career choices, and difficulty of finding employment in their previous field of study.

Institutional Research and Analysis

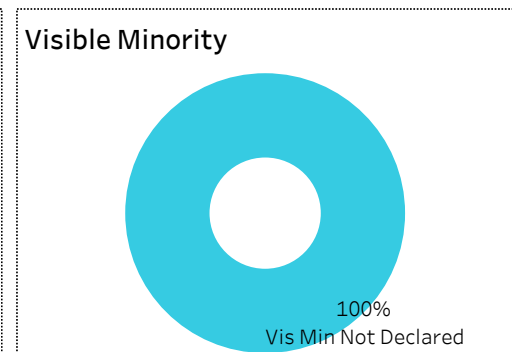
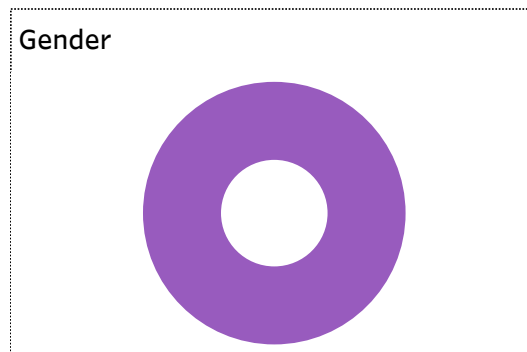
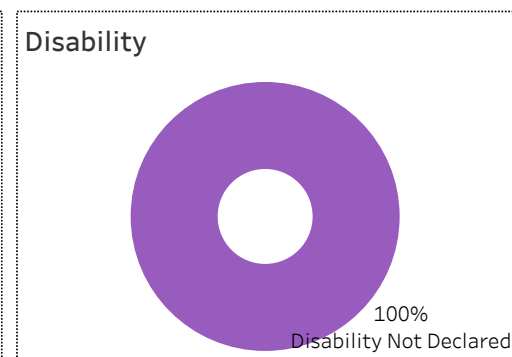
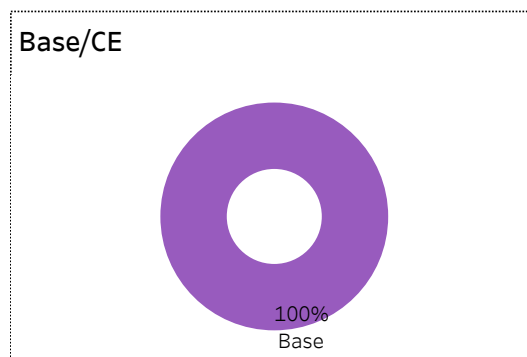
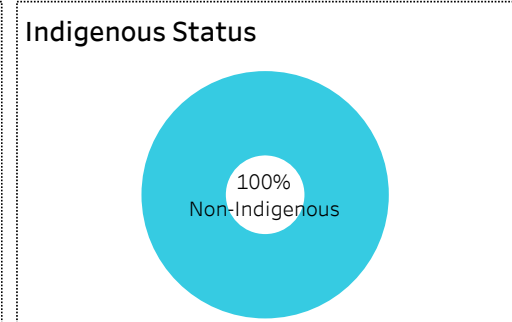
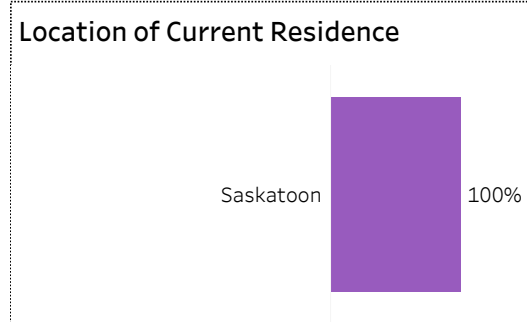



2019-20 Graduate Follow-up Survey Summary of Results (page 1/5) Respondent Profile



[Click on button to RESET Filters](#)

Number of Respondents: **1**
School: **Information & Communication Technology** | Program: **Digital Graphic Design** | Credential: **Advanced Certificate** | Admin Campus: **Prince Albert** | Base/CE: **Base** | Indigenous: **Non-Indigenous**





2019-20 Graduate Follow-up Survey Summary of Results (page 2/5) Graduate Employment



[Click on button to RESET Filters](#)

Number of Respondents
1

School: **Information & Communication Technology** | Program: **Digital Graphic Design** | Credential: **Advanced Certificate** | Admin Campus: **Prince Albert** | Base/CE: **Base** | Indigenous: **Non-Indigenous**

Overall Employment Rate

#Available Workforce	# of Grads Employed	Employment Rate	# of Fulltime Employed Grads	Full-time Employment Rate
1	1	100%	0	0%

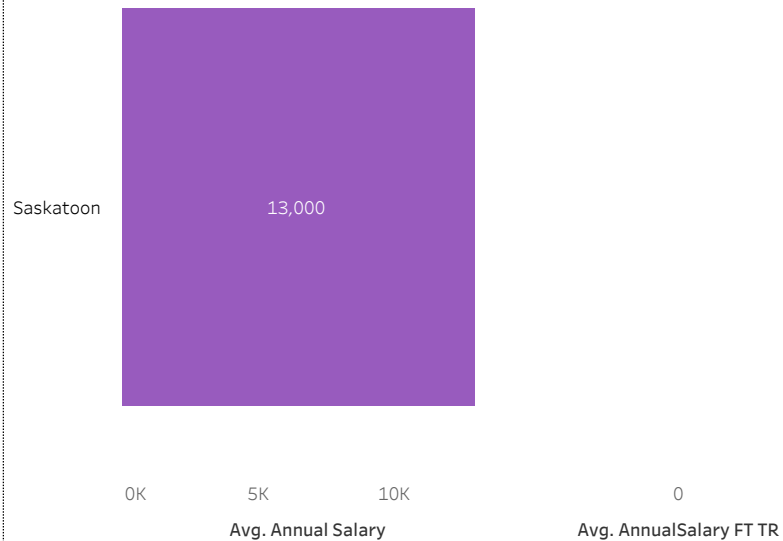
Training Related (TR) Employment

#Available Workforce	# of TR Employed Grads	TR Employment Rate	# of Fulltime TR Employed Grads	Full -time TR Employment Rate
1	1	100%	0	0%


Location of Employment



Average Salaries by Location of Employment



Average/Median Salary



Relatedness of Job to Training





2019-20 Graduate Follow-up Survey

Summary of Results (page 3/5)

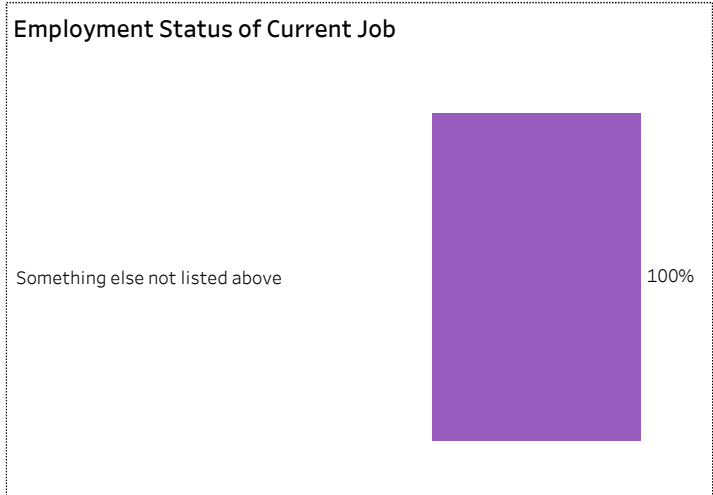
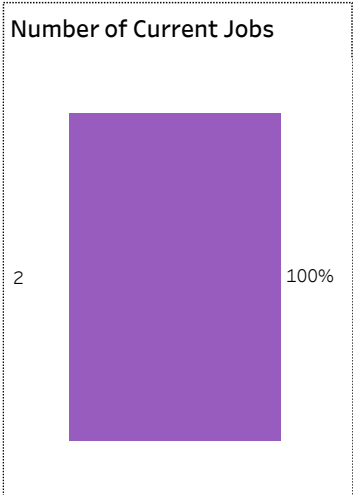

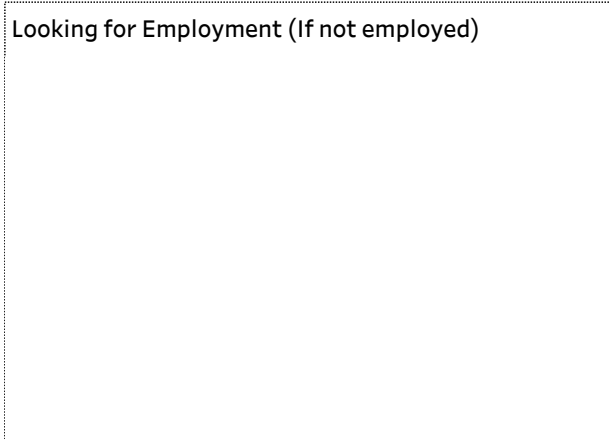
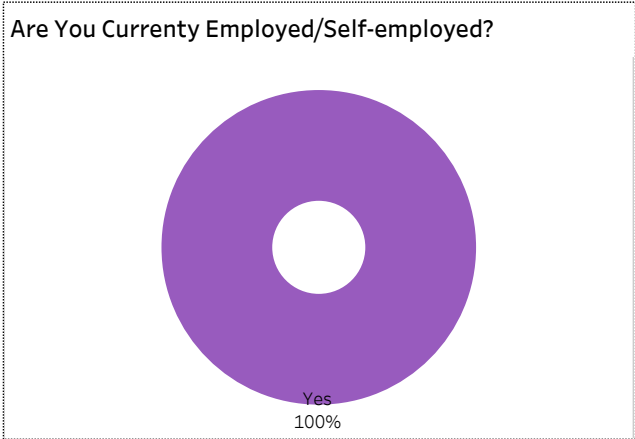
Graduate Employment (continued)



[Click on button to RESET Filters](#)

Number of Respondents: **1**

School: **Information & Communication Technology** | Program: **Digital Graphic Design** | Credential: **Advanced Certificate** | Admin
Campus: **Prince Albert** | Base/CE: **Base** | Indigenous: **Non-Indigenous**





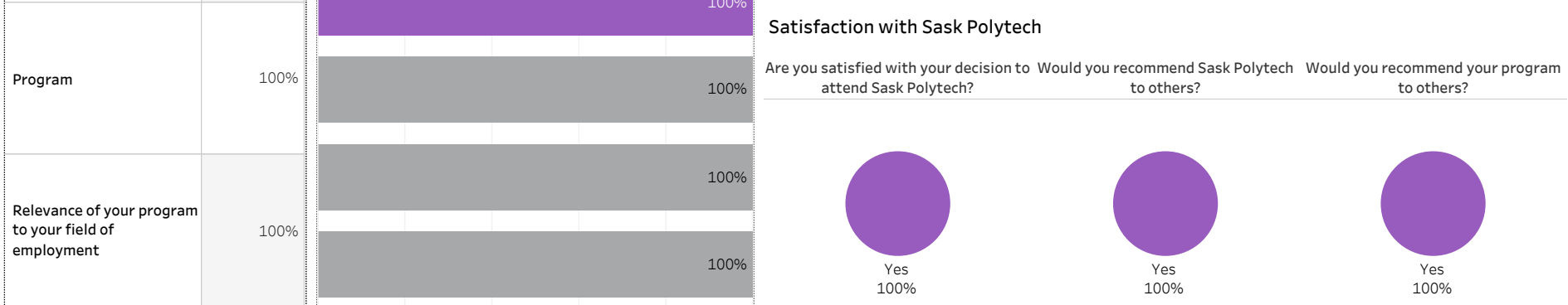
2019-20 Graduate Follow-up Survey Summary of Results (page 4/5) Satisfaction and Program Benefits



Click on button to RESET Filters

Number of Respondents 1	School: Information & Communication Technology Program: Digital Graphic Design Credential: Advanced Certificate Admin Campus: Prince Albert Base/CE: Base Indigenous: Non-Indigenous
-----------------------------------	---

Level of Satisfaction	Very Satisfied & Somewhat Satisfied	<ul style="list-style-type: none"> Not sure Somewhat satisfied Very satisfied 	Program Benefits	A Great Extent & Some Extent	<ul style="list-style-type: none"> Not sure Some extent A great extent
------------------------------	-------------------------------------	--	-------------------------	------------------------------	---



Institutional Research and Analysis




2019-20 Graduate Follow-up Survey Summary of Results (page 5/5) Further Post-Secondary Education



[Click on button to RESET Filters](#)

Number of Respondents 1	School: Information & Communication Technology Program: Digital Graphic Design Credential: Advanced Certificate Admin Campus: Prince Albert Base/CE: Base Indigenous: Non-Indigenous
-----------------------------------	---

Currently Taking Further PSE 	Enrolment Status	Current Program Related to Program Completed at Sask Polytech
---	------------------	---

Type of Post-Secondary Institution Enroled in

Among the students who pursued further education, 25% indicated the program was not related to the one they completed at Sask Polytech. Common reasons cited by the graduates who were studying in an unrelated field were to be able to change career choice, to have more/better career choices, and difficulty of finding employment in their previous field of study.

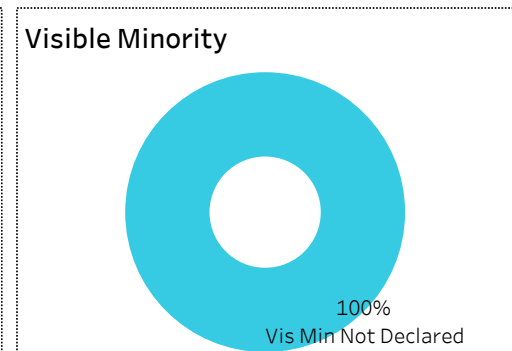
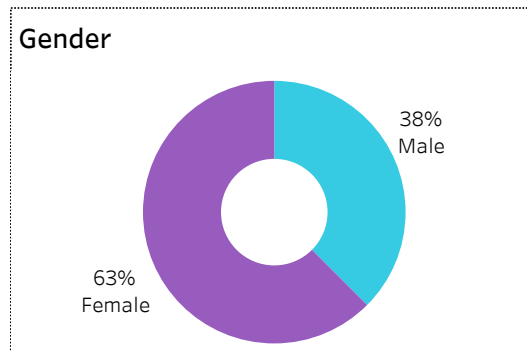
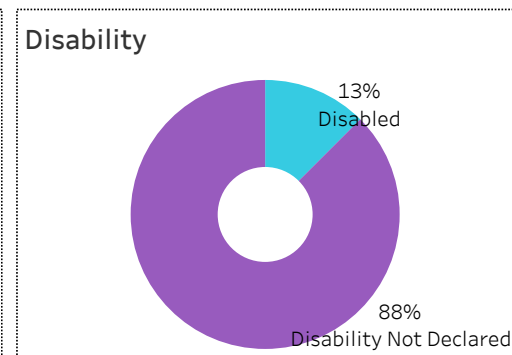
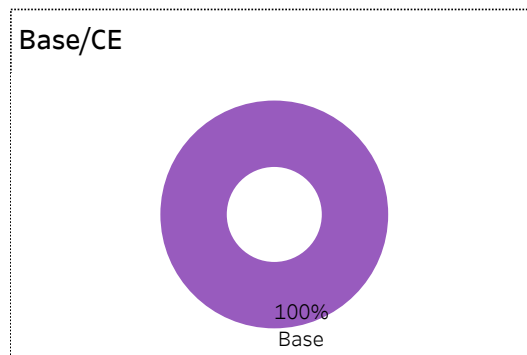
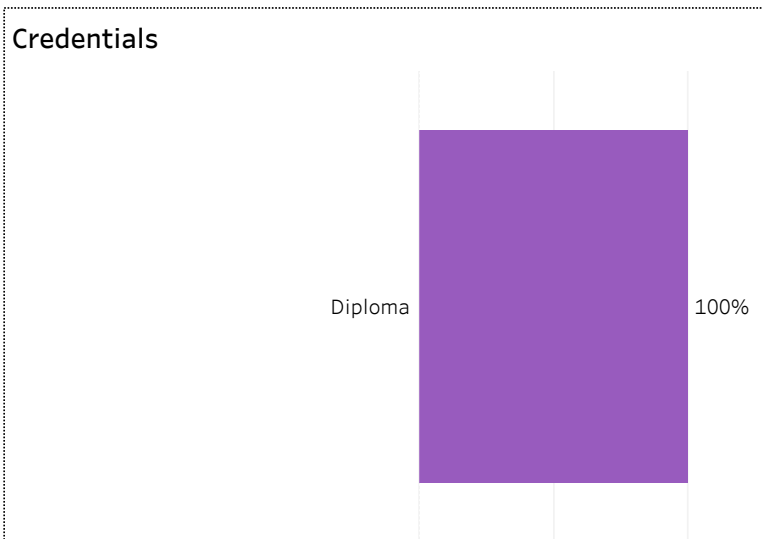
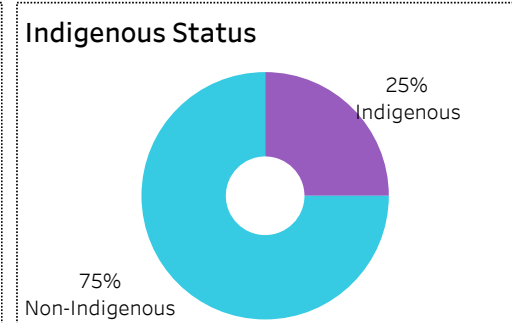
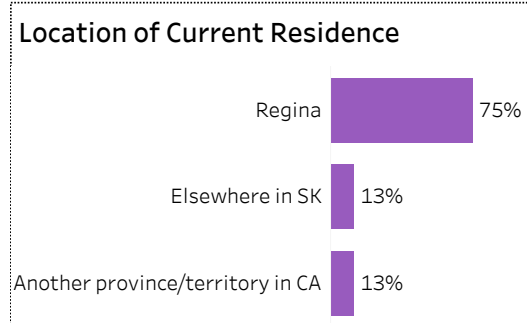



2019-20 Graduate Follow-up Survey Summary of Results (page 1/5) Respondent Profile



[Click on button to RESET Filters](#)

Number of Respondents: **8**
School: **Information & Communication Technology** | Program: **Graphic Communications** | Credential: **Diploma** |
Admin Campus: **Regina** | Base/CE: **Base** | Indigenous: **All**





2019-20 Graduate Follow-up Survey Summary of Results (page 2/5) Graduate Employment



[Click on button to RESET Filters](#)

Number of Respondents
8

School: **Information & Communication Technology** | Program: **Graphic Communications** | Credential: **Diploma** | Admin Campus: **Regina** |
Base/CE: **Base** | Indigenous: **All**

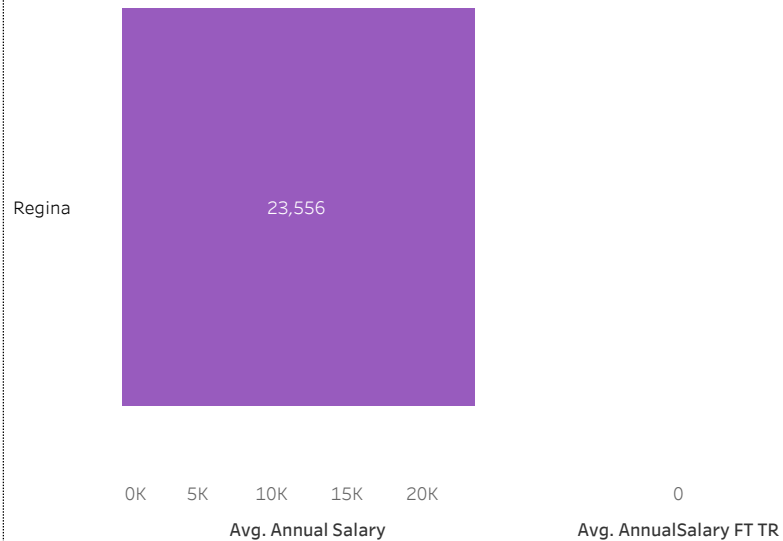
Overall Employment Rate

#Available Workforce	# of Grads Employed	Employment Rate	# of Fulltime Employed Grads	Full-time Employment Rate
5	3	60%	2	40%

Training Related (TR) Employment

#Available Workforce	# of TR Employed Grads	TR Employment Rate	# of Fulltime TR Employed Grads	Full -time TR Employment Rate
5	2	40%	1	20%


Average Salaries by Location of Employment



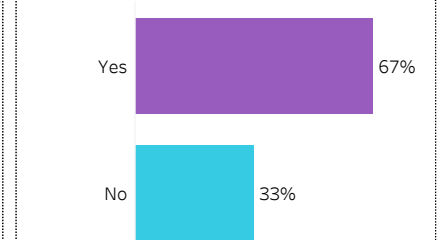
Location of Employment



Average/Median Salary



Relatedness of Job to Training



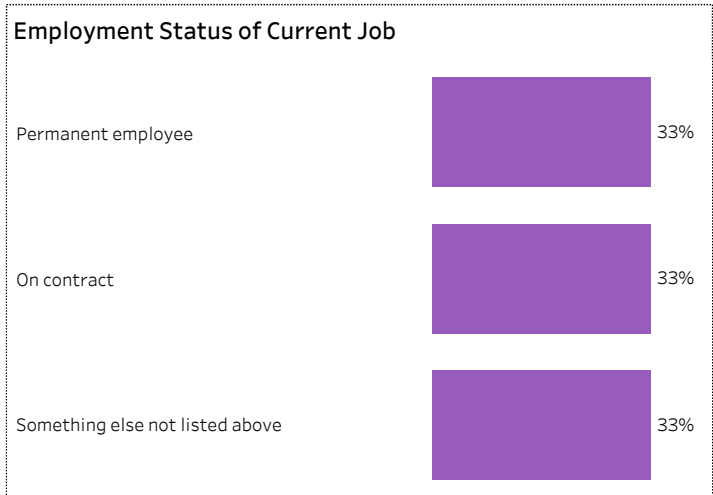
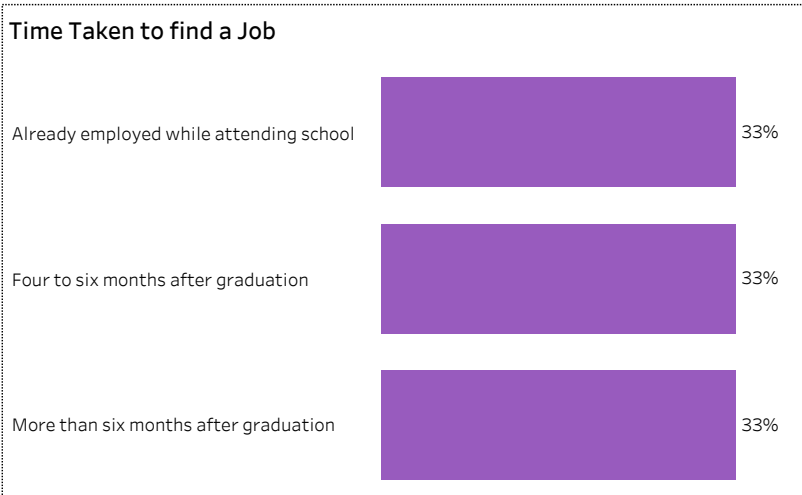
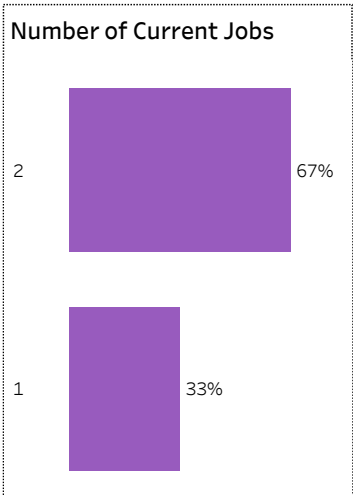
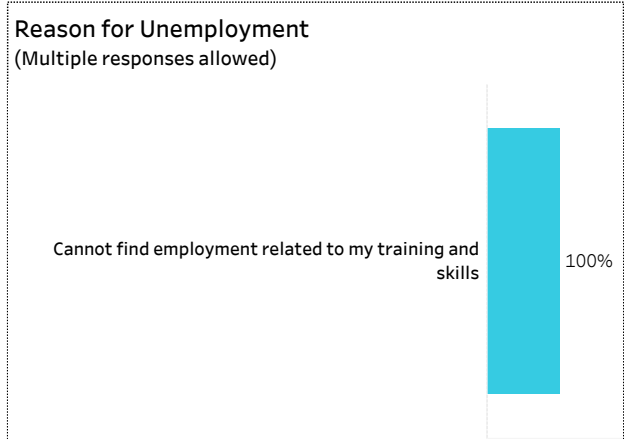
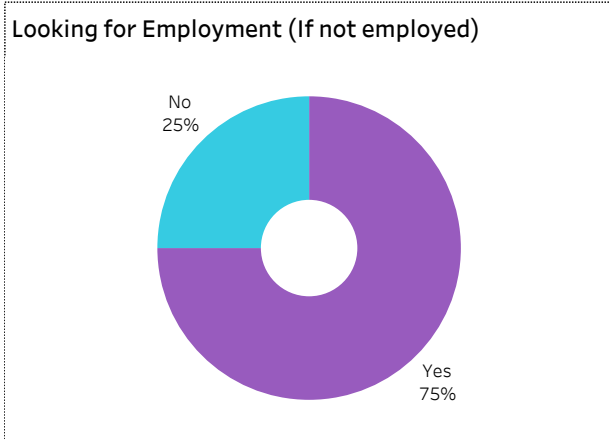
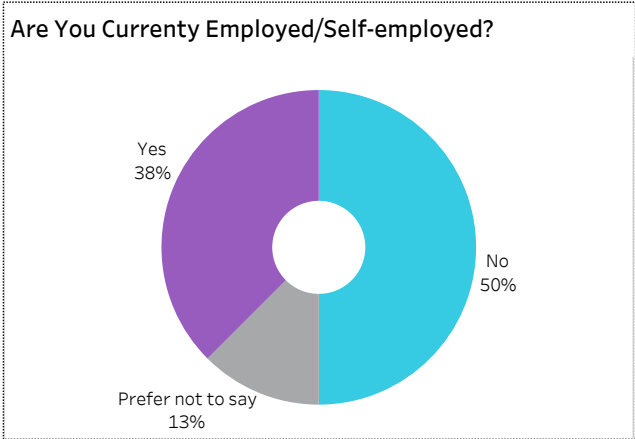


2019-20 Graduate Follow-up Survey Summary of Results (page 3/5) Graduate Employment (continued)



[Click on button to RESET Filters](#)

Number of Respondents: **8** | School: **Information & Communication Technology** | Program: **Graphic Communications** | Credential: **Diploma** | Admin Campus: **Regina** | Base/CE: **Base** | Indigenous: **All**





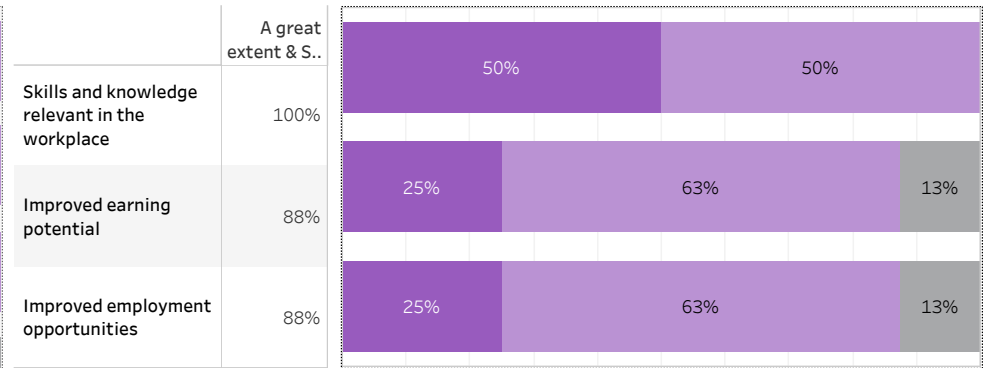
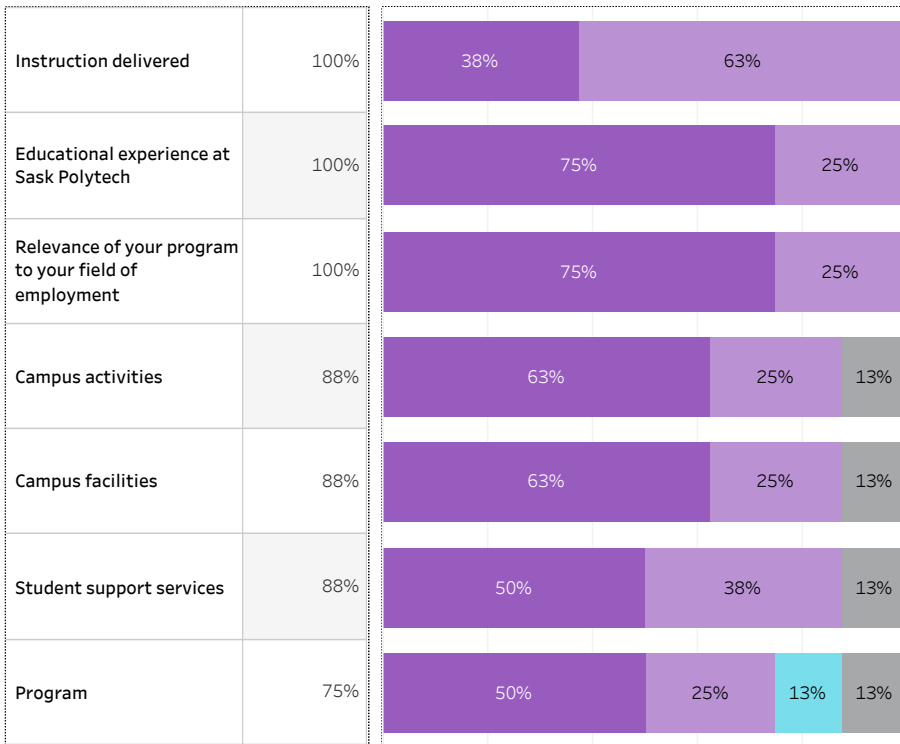
2019-20 Graduate Follow-up Survey Summary of Results (page 4/5) Satisfaction and Program Benefits



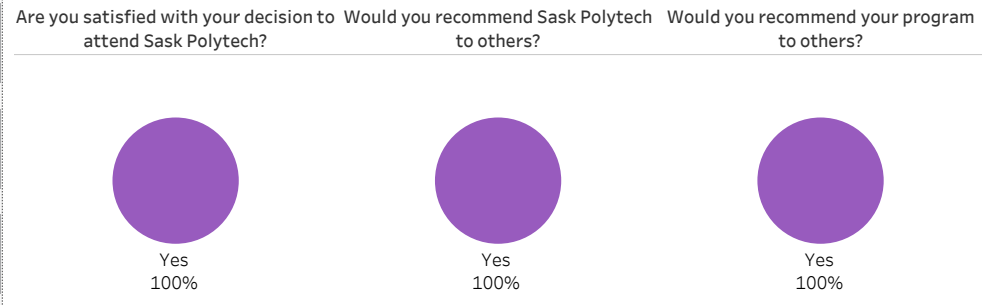
Click on button to RESET Filters

Number of Respondents 8	School: Information & Communication Technology Program: Graphic Communications Credential: Diploma Admin Campus: Regina Base/CE: Base Indigenous: All
---	--

Level of Satisfaction	Very Satisfied & Somewhat Satisfied	<ul style="list-style-type: none"> ■ Very satisfied ■ Somewhat satisfied ■ Somewhat dissatisfied ■ Not sure 	Program Benefits	A Great Extent & Some Extent	<ul style="list-style-type: none"> ■ Not sure ■ Some extent ■ A great extent
------------------------------	-------------------------------------	---	-------------------------	------------------------------	--



Satisfaction with Sask Polytech



Institutional Research and Analysis



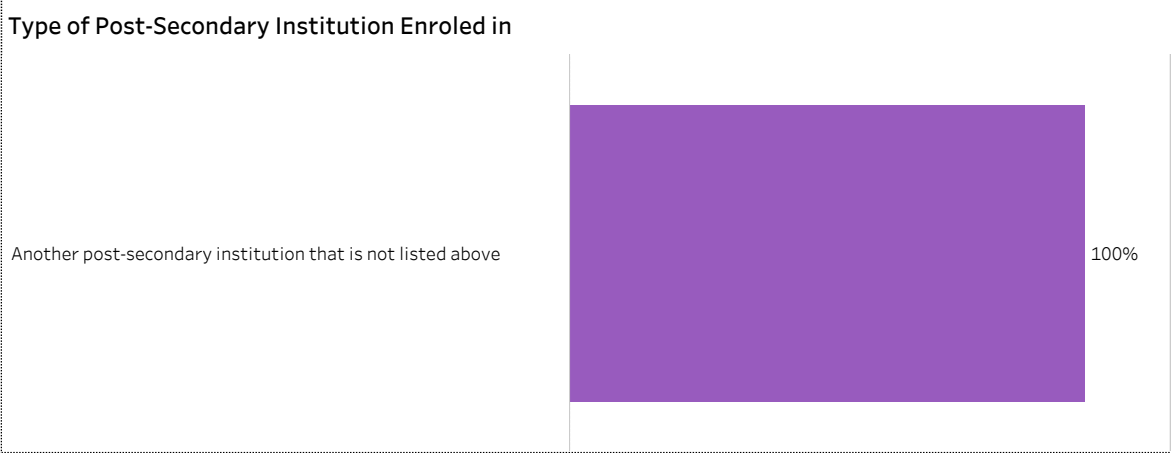
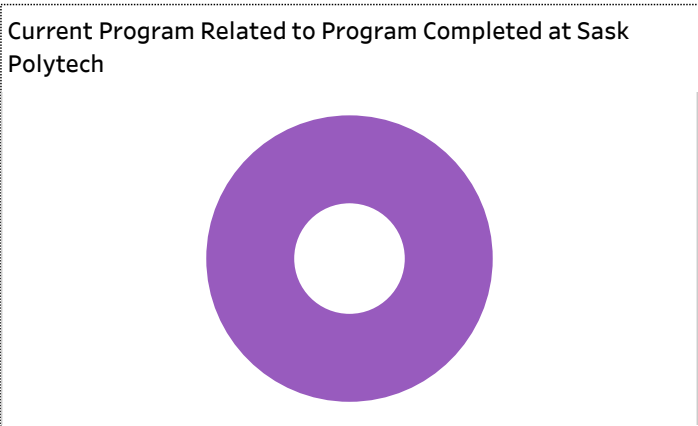

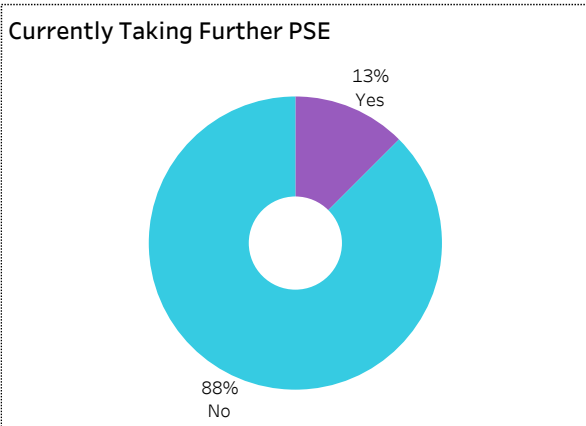
2019-20 Graduate Follow-up Survey Summary of Results (page 5/5) Further Post-Secondary Education



[Click on button to RESET Filters](#)

Number of Respondents
8

School: **Information & Communication Technology** | Program: **Graphic Communications** | Credential: **Diploma** | Admin Campus: **Regina** | Base/CE: **Base** | Indigenous: **All**



Among the students who pursued further education, 25% indicated the program was not related to the one they completed at Sask Polytech. Common reasons cited by the graduates who were studying in an unrelated field were to be able to change career choice, to have more/better career choices, and difficulty of finding employment in their previous field of study.

Institutional Research and Analysis

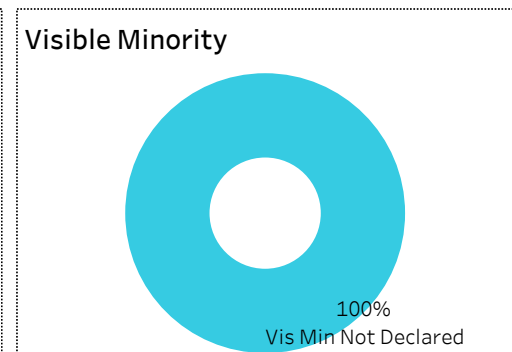
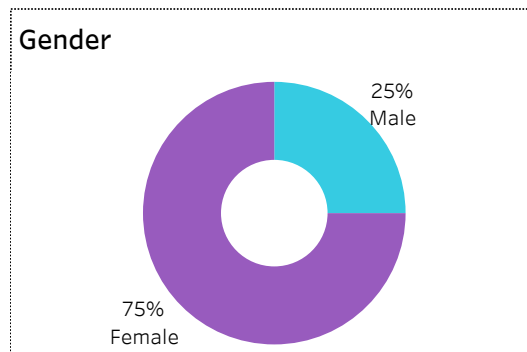
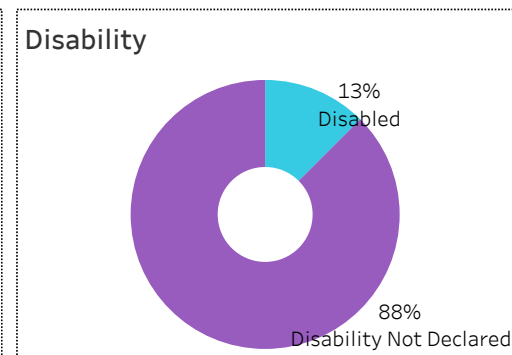
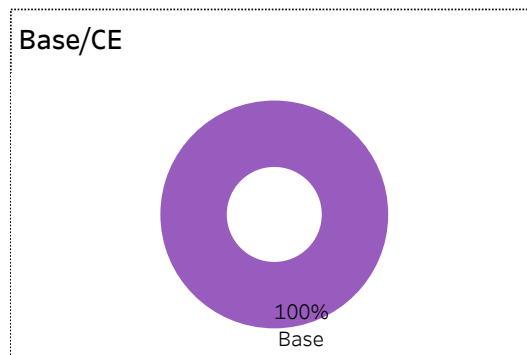
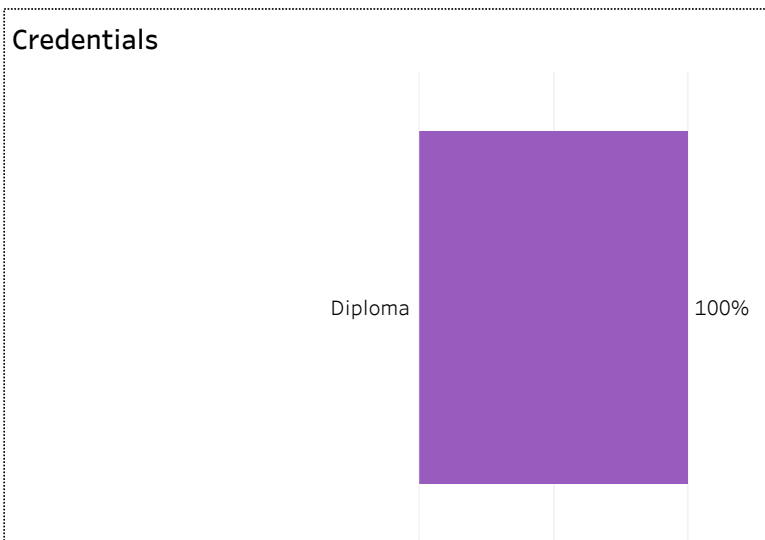
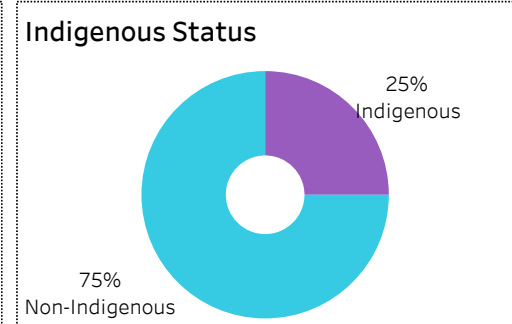
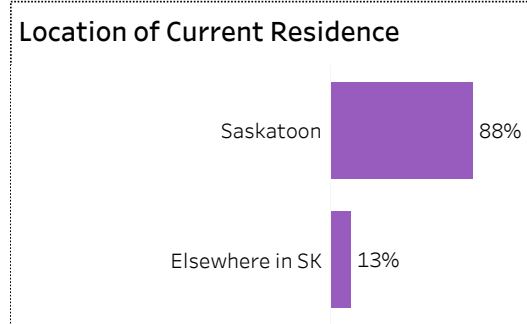



2019-20 Graduate Follow-up Survey Summary of Results (page 1/5) Respondent Profile



[Click on button to RESET Filters](#)

Number of Respondents: **8**
School: **Information & Communication Technology** | Program: **Library/Information Technology** | Credential: **Diploma** | Admin Campus: **Saskatoon** | Base/CE: **Base** | Indigenous: **All**





2019-20 Graduate Follow-up Survey Summary of Results (page 2/5) Graduate Employment



[Click on button to RESET Filters](#)

Number of Respondents
8

School: **Information & Communication Technology** | Program: **Library/Information Technology** | Credential: **Diploma** | Admin Campus: **Saskatoon** | Base/CE: **Base** | Indigenous: **All**

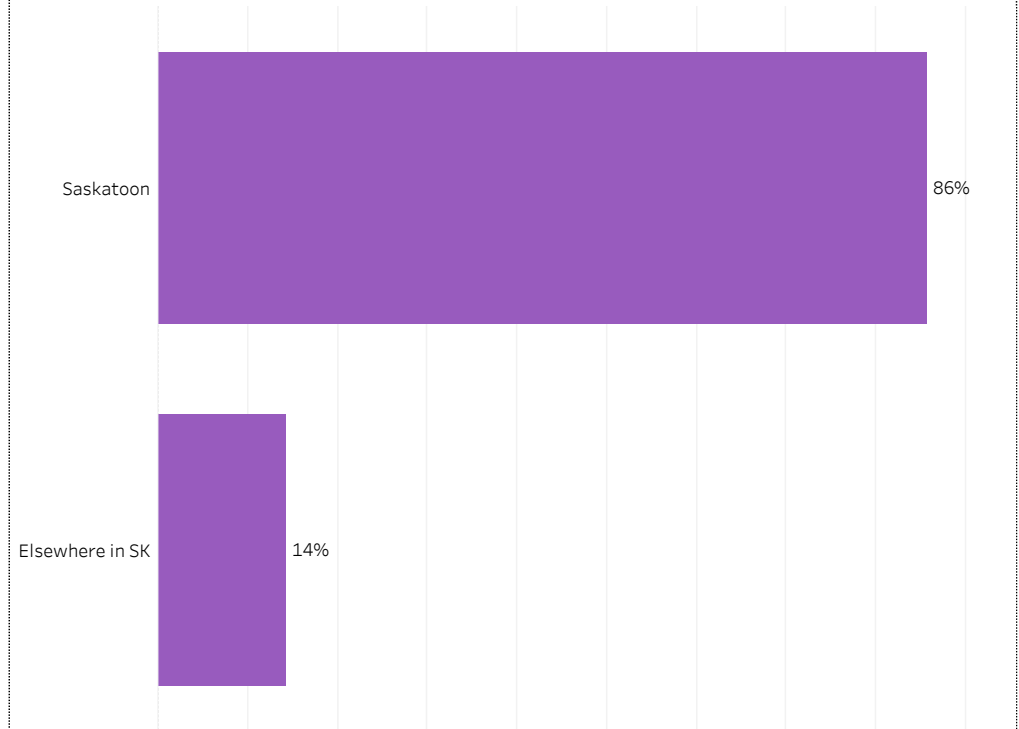
Overall Employment Rate

#Available Workforce	# of Grads Employed	Employment Rate	# of Fulltime Employed Grads	Full-time Employment Rate
8	7	88%	4	50%

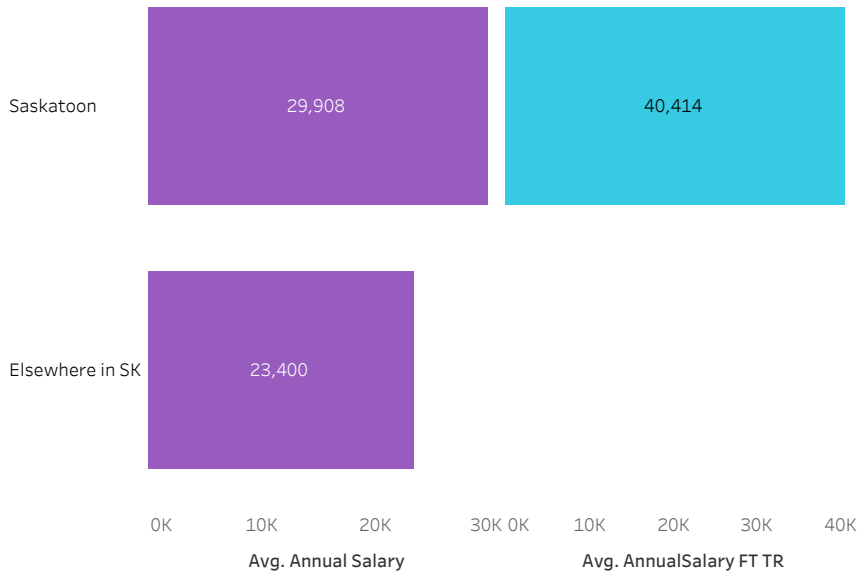
Training Related (TR) Employment

#Available Workforce	# of TR Employed Grads	TR Employment Rate	# of Fulltime TR Employed Grads	Full-time TR Employment Rate
8	4	50%	2	25%

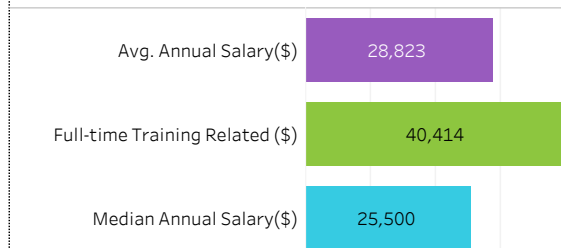
Location of Employment



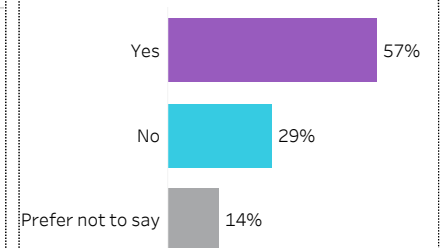
Average Salaries by Location of Employment



Average/Median Salary



Relatedness of Job to Training





2019-20 Graduate Follow-up Survey

Summary of Results (page 3/5)

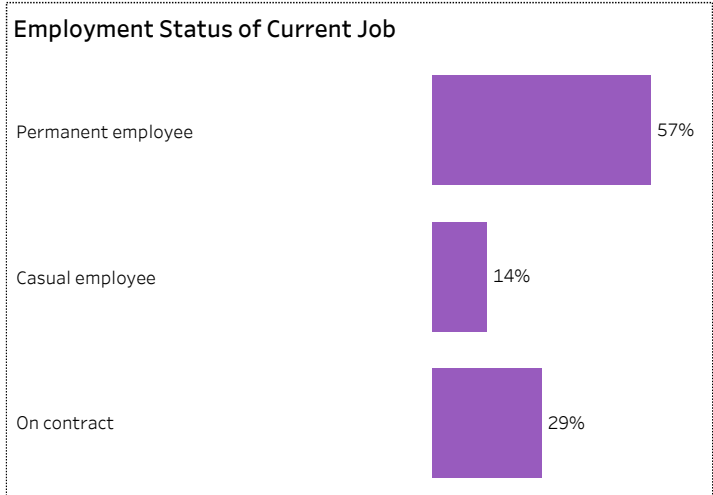
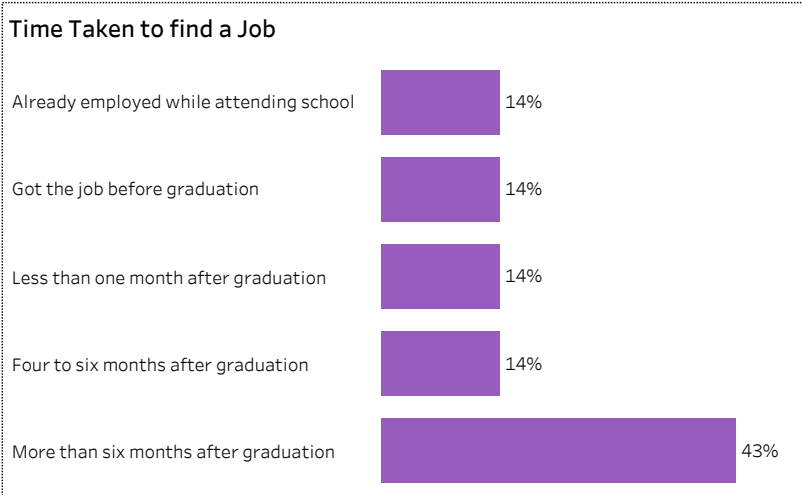
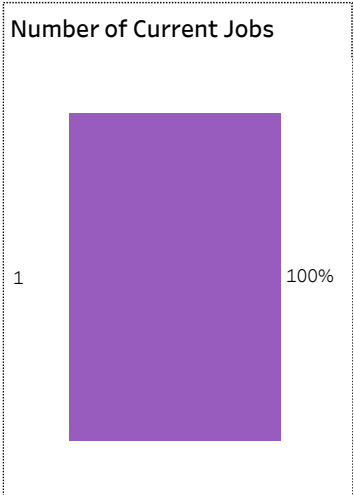
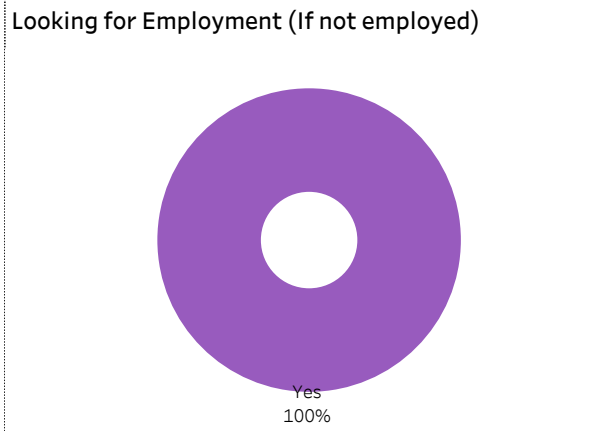
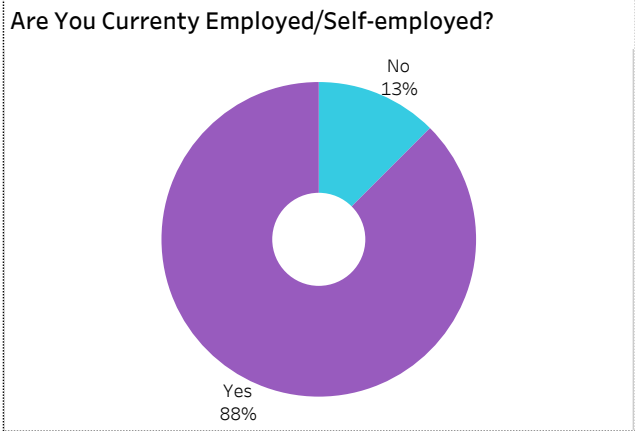
Graduate Employment (continued)



[Click on button to RESET Filters](#)

Number of Respondents: **8**

School: **Information & Communication Technology** | Program: **Library/Information Technology** | Credential: **Diploma** | Admin
Campus: **Saskatoon** | Base/CE: **Base** | Indigenous: **All**





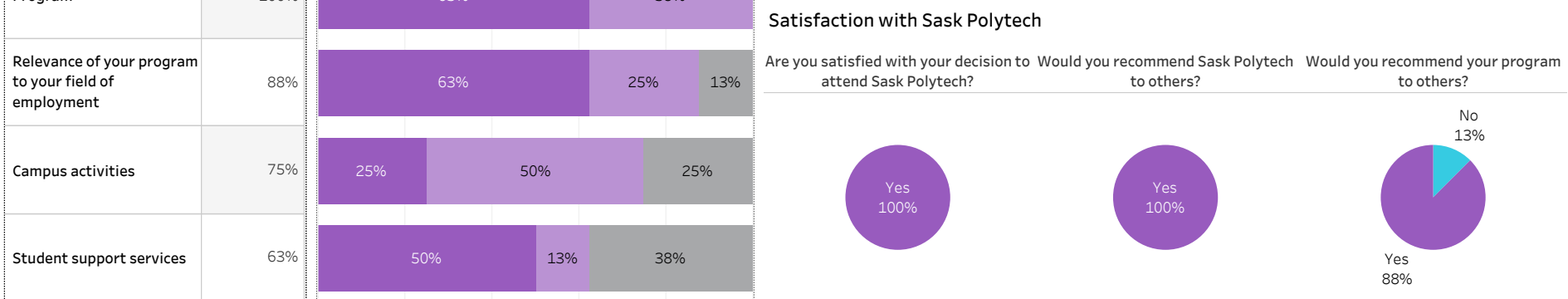
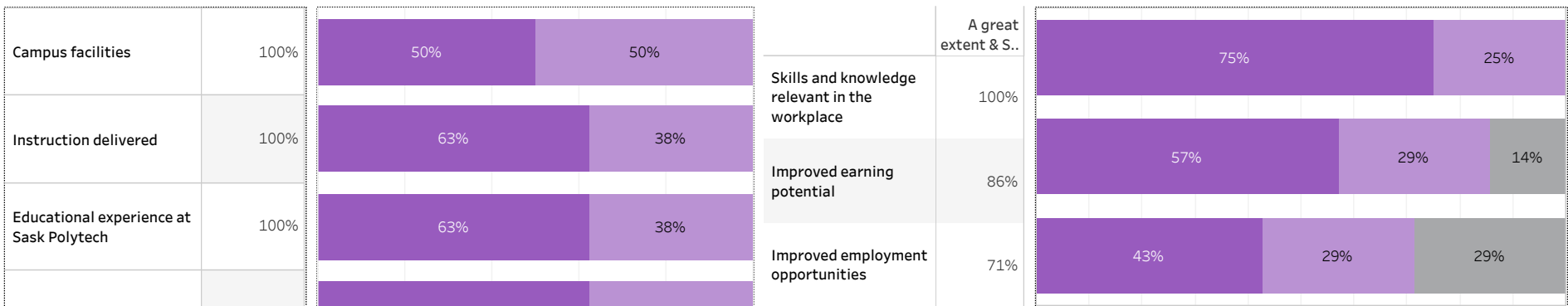
2019-20 Graduate Follow-up Survey Summary of Results (page 4/5) Satisfaction and Program Benefits



Click on button to RESET Filters

Number of Respondents 8	School: Information & Communication Technology Program: Library/Information Technology Credential: Diploma Admin Campus: Saskatoon Base/CE: Base Indigenous: All
-----------------------------------	---

Level of Satisfaction	Very Satisfied & Somewhat Satisfied	<ul style="list-style-type: none"> Very satisfied Somewhat satisfied Not sure 	Program Benefits	A Great Extent & Some Extent	<ul style="list-style-type: none"> Not applicable Not sure Some extent A great extent
------------------------------	-------------------------------------	--	-------------------------	------------------------------	---



Institutional Research and Analysis



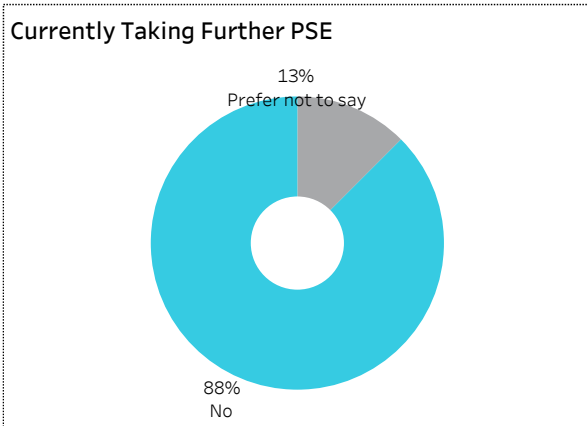
2019-20 Graduate Follow-up Survey Summary of Results (page 5/5) Further Post-Secondary Education



[Click on button to RESET Filters](#)

Number of Respondents
8

School: **Information & Communication Technology** | Program: **Library/Information Technology** | Credential: **Diploma** | Admin
Campus: **Saskatoon** | Base/CE: **Base** | Indigenous: **All**



Enrolment Status

Current Program Related to Program Completed at Sask Polytech

Type of Post-Secondary Institution Enroled in

Among the students who pursued further education, 25% indicated the program was not related to the one they completed at Sask Polytech. Common reasons cited by the graduates who were studying in an unrelated field were to be able to change career choice, to have more/better career choices, and difficulty of finding employment in their previous field of study.

Institutional Research and Analysis

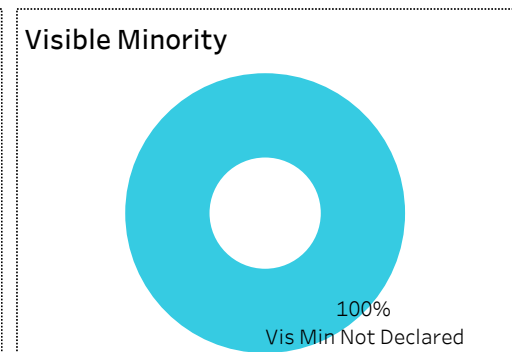
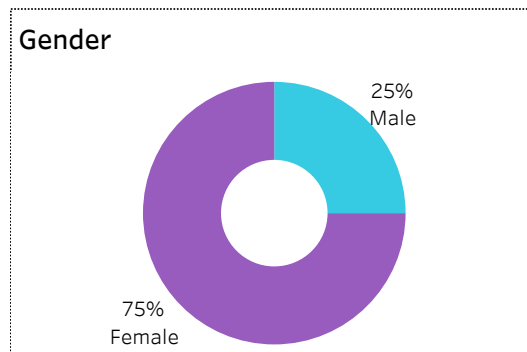
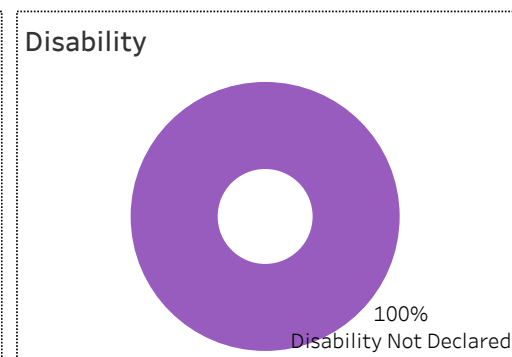

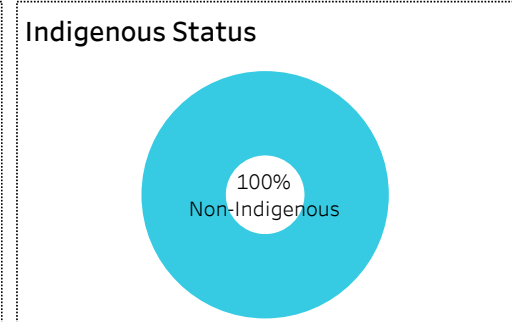
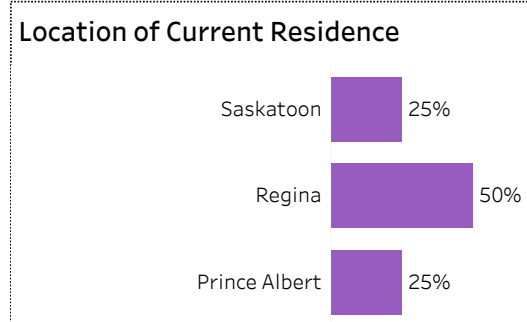



2019-20 Graduate Follow-up Survey Summary of Results (page 1/5) Respondent Profile



[Click on button to RESET Filters](#)

Number of Respondents: **4**
School: **Information & Communication Technology** | Program: **Library Clerk** | Credential: **Applied Certificate** |
Admin Campus: **Saskatoon** | Base/CE: **Con Ed - Sask Polytech Delivered** | Indigenous: **Non-Indigenous**





2019-20 Graduate Follow-up Survey Summary of Results (page 2/5) Graduate Employment



[Click on button to RESET Filters](#)

Number of Respondents
4

School: **Information & Communication Technology** | Program: **Library Clerk** | Credential: **Applied Certificate** | Admin Campus: **Saskatoon** |
Base/CE: **Con Ed - Sask Polytech Delivered** | Indigenous: **Non-Indigenous**

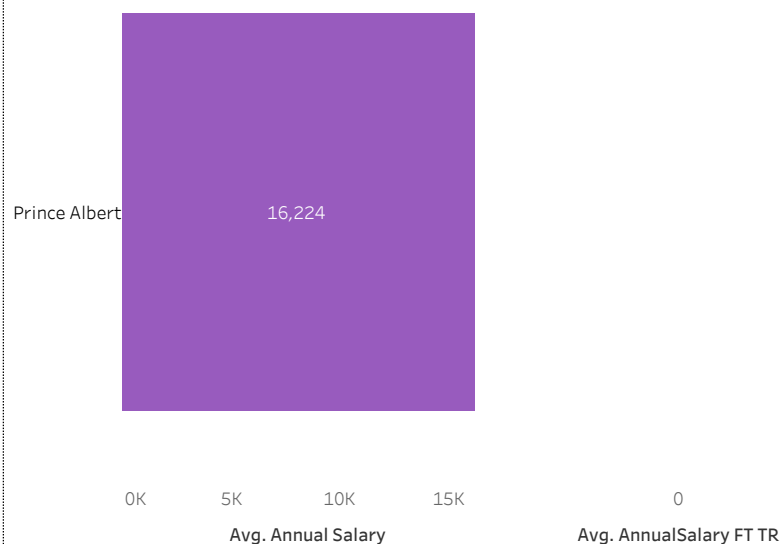
Overall Employment Rate

#Available Workforce	# of Grads Employed	Employment Rate	# of Fulltime Employed Grads	Full-time Employment Rate
2	1	50%	0	0%

Training Related (TR) Employment

#Available Workforce	# of TR Employed Grads	TR Employment Rate	# of Fulltime TR Employed Grads	Full -time TR Employment Rate
2	0	0%	0	0%

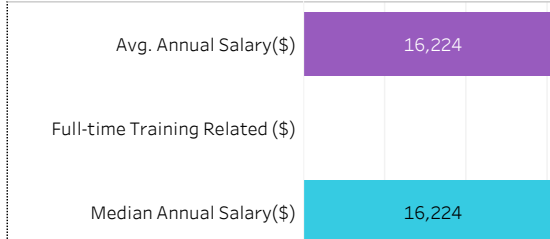
Average Salaries by Location of Employment




Location of Employment



Average/Median Salary



Relatedness of Job to Training





2019-20 Graduate Follow-up Survey

Summary of Results (page 3/5)

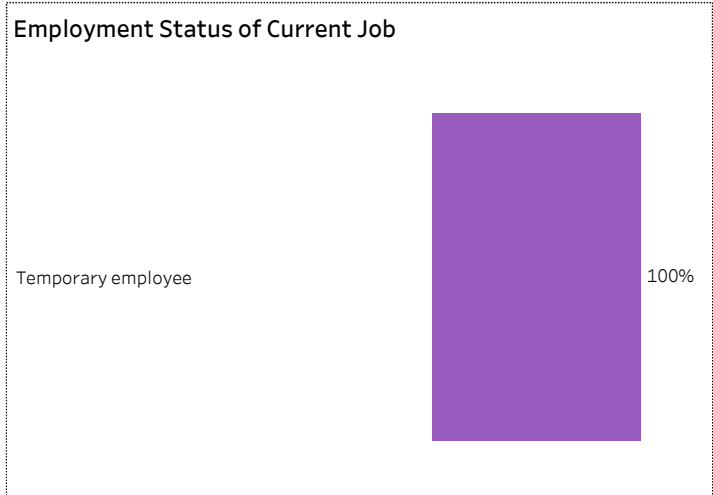
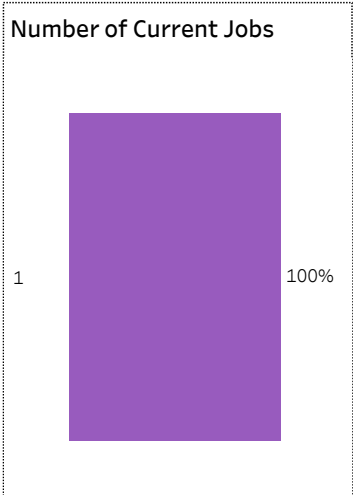
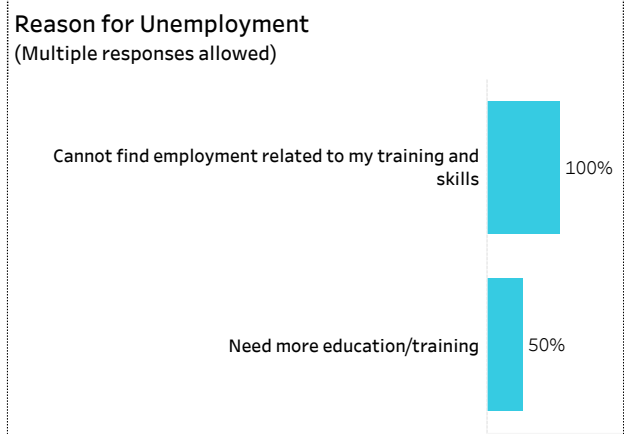
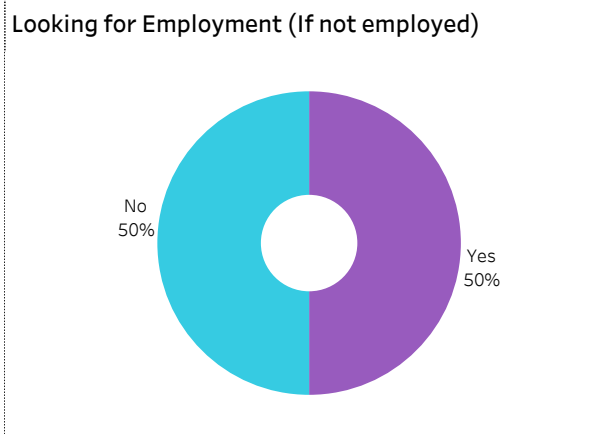
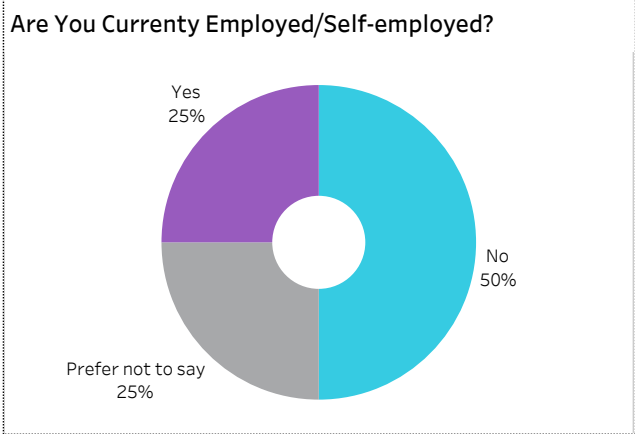
Graduate Employment (continued)



[Click on button to RESET Filters](#)

Number of Respondents: **4**

School: **Information & Communication Technology** | Program: **Library Clerk** | Credential: **Applied Certificate** | Admin Campus: **Saskatoon** | Base/CE: **Con Ed - Sask Polytech Delivered** | Indigenous: **Non-Indigenous**





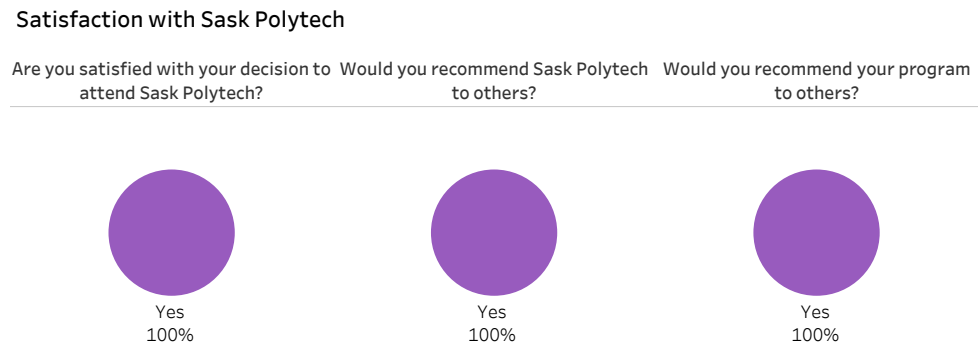
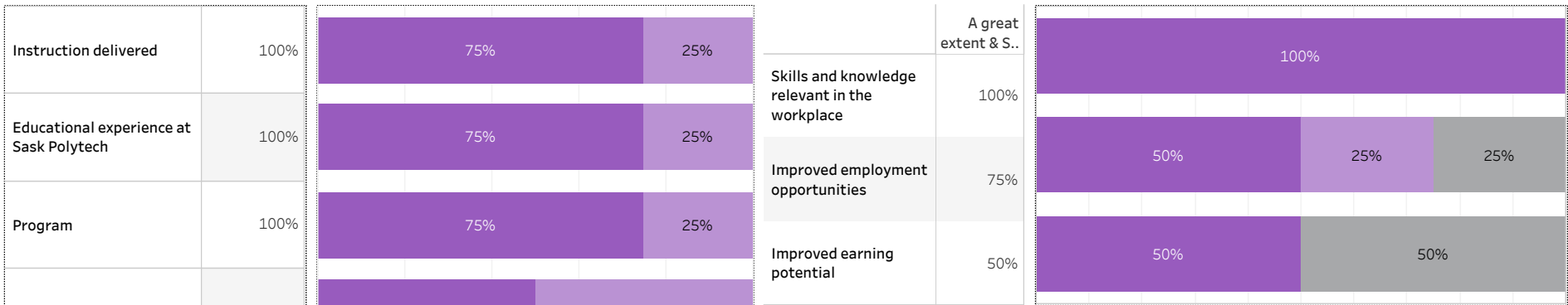
2019-20 Graduate Follow-up Survey Summary of Results (page 4/5) Satisfaction and Program Benefits



Click on button to RESET Filters

Number of Respondents 4	School: Information & Communication Technology Program: Library Clerk Credential: Applied Certificate Admin Campus: Saskatoon Base/CE: Con Ed - Sask Polytech Delivered Indigenous: Non-Indigenous
--	--

Level of Satisfaction	Very Satisfied & Somewhat Satisfied	<ul style="list-style-type: none"> Very satisfied Somewhat satisfied Not sure 	Program Benefits	A Great Extent & Some Extent	<ul style="list-style-type: none"> Not sure Some extent A great extent
------------------------------	-------------------------------------	--	-------------------------	------------------------------	---



Institutional Research and Analysis

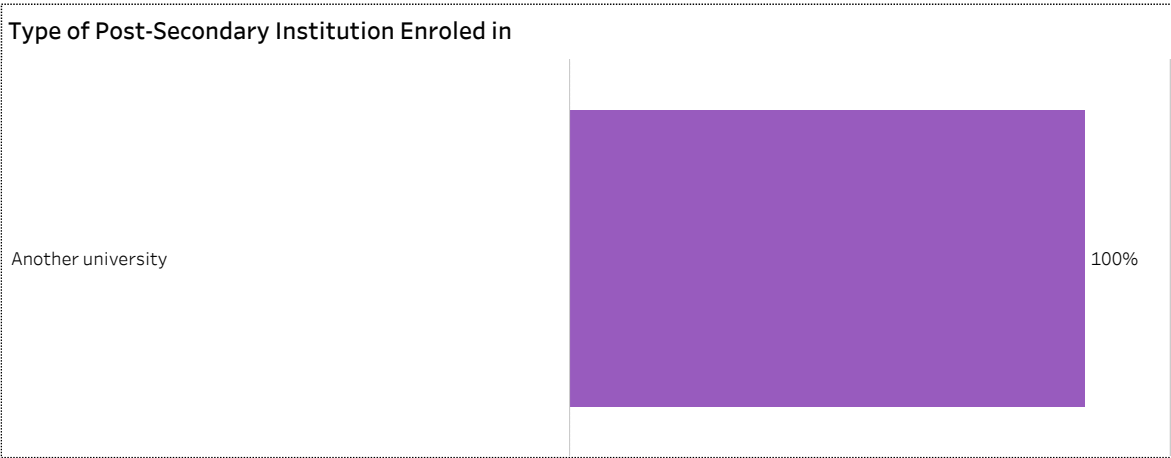
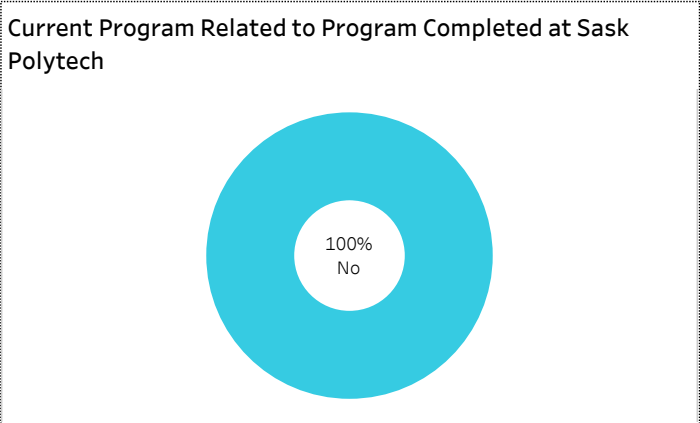
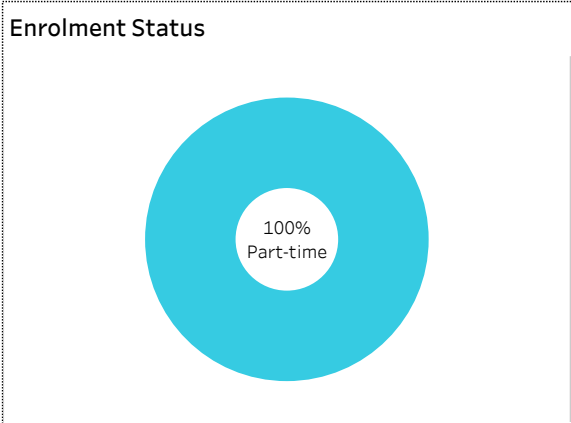
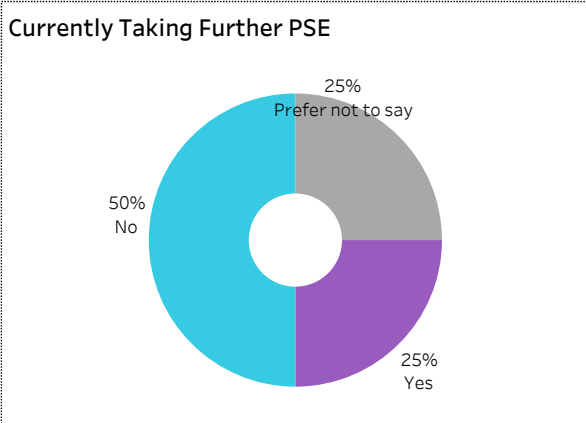


2019-20 Graduate Follow-up Survey Summary of Results (page 5/5) Further Post-Secondary Education



[Click on button to RESET Filters](#)

Number of Respondents: **4**
School: **Information & Communication Technology** | Program: **Library Clerk** | Credential: **Applied Certificate** | Admin Campus: **Saskatoon** | Base/CE: **Con Ed - Sask Polytech Delivered** | Indigenous: **Non-Indigenous**



Among the students who pursued further education, 25% indicated the program was not related to the one they completed at Sask Polytech. Common reasons cited by the graduates who were studying in an unrelated field were to be able to change career choice, to have more/better career choices, and difficulty of finding employment in their previous field of study.

Institutional Research and Analysis

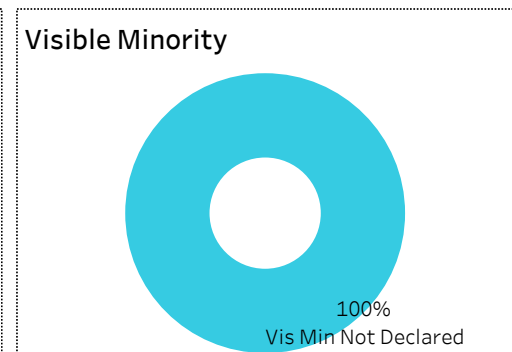
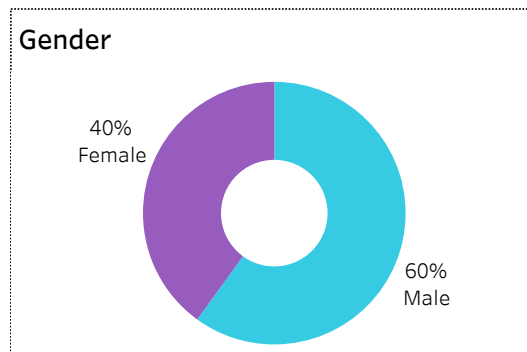
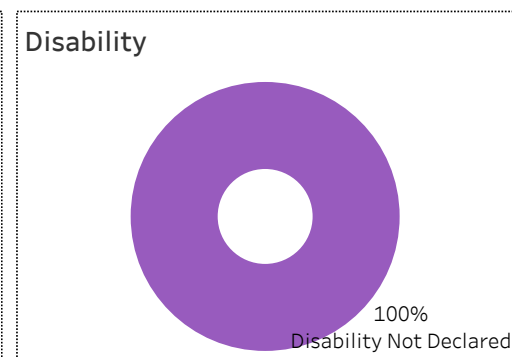
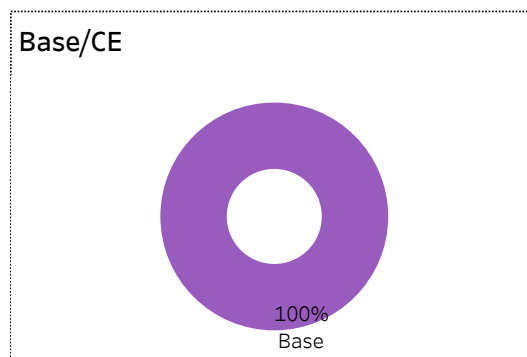
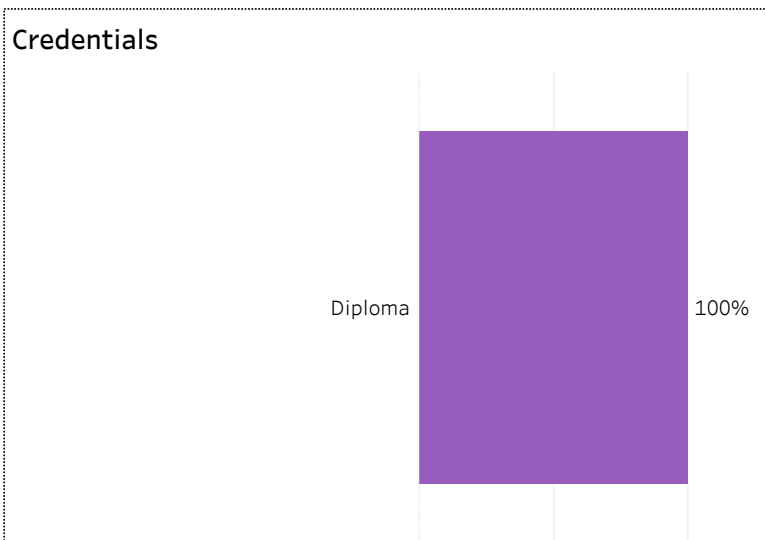
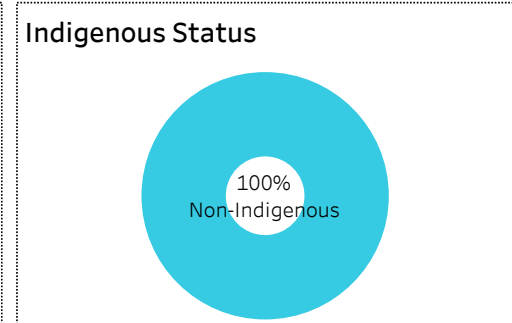
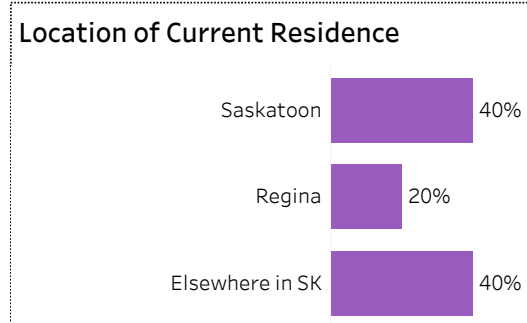



2019-20 Graduate Follow-up Survey Summary of Results (page 1/5) Respondent Profile



[Click on button to RESET Filters](#)

Number of Respondents **5** | School: **Information & Communication Technology** | Program: **Media Production** | Credential: **Diploma** | Admin Campus: **Saskatoon** | Base/CE: **Base** | Indigenous: **Non-Indigenous**





2019-20 Graduate Follow-up Survey Summary of Results (page 2/5) Graduate Employment



[Click on button to RESET Filters](#)

Number of Respondents
5

School: **Information & Communication Technology** | Program: **Media Production** | Credential: **Diploma** | Admin Campus: **Saskatoon** | Base/CE: **Base** | Indigenous: **Non-Indigenous**

Overall Employment Rate

#Available Workforce	# of Grads Employed	Employment Rate	# of Fulltime Employed Grads	Full-time Employment Rate
5	4	80%	3	60%

Training Related (TR) Employment

#Available Workforce	# of TR Employed Grads	TR Employment Rate	# of Fulltime TR Employed Grads	Full-time TR Employment Rate
5	1	20%	0	0%

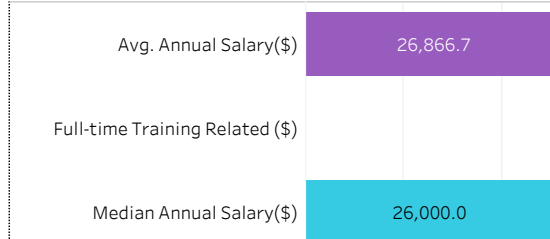
Average Salaries by Location of Employment



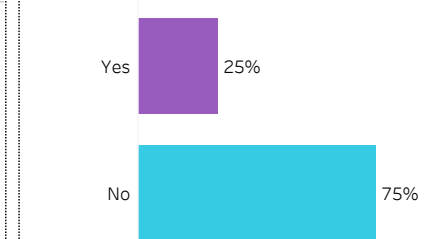
Location of Employment



Average/Median Salary



Relatedness of Job to Training





2019-20 Graduate Follow-up Survey

Summary of Results (page 3/5)

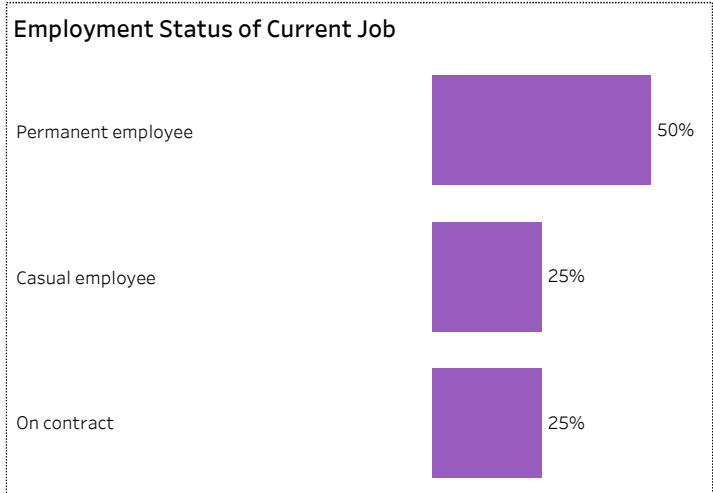
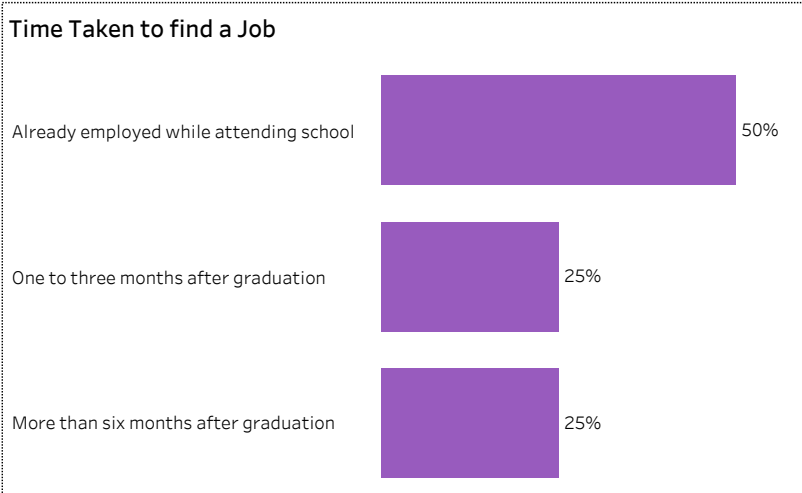
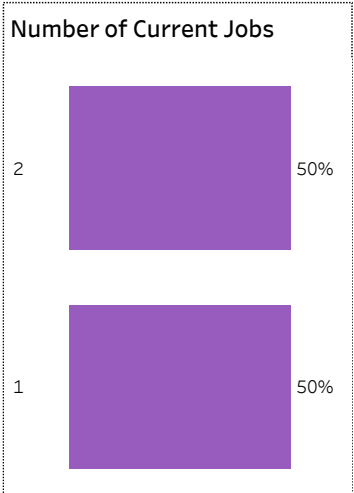
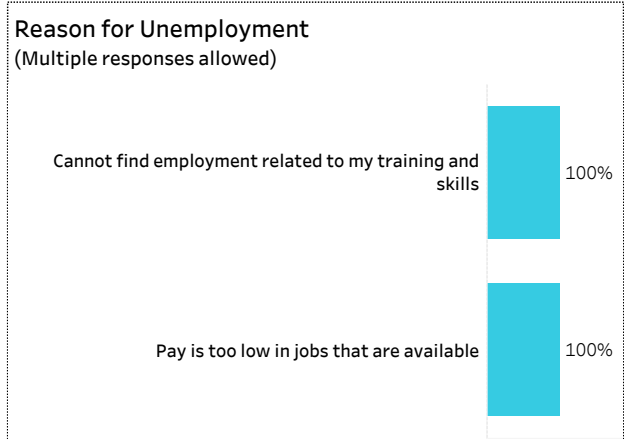
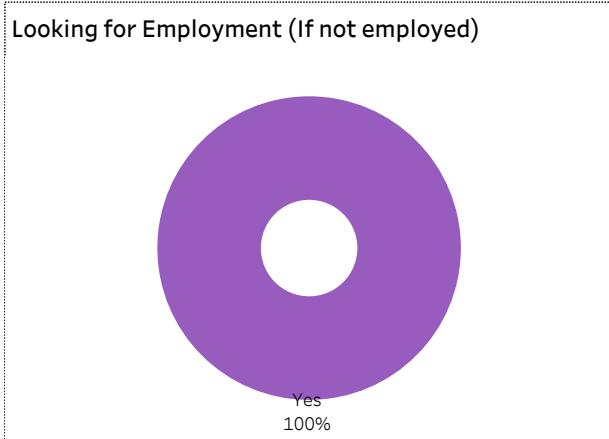
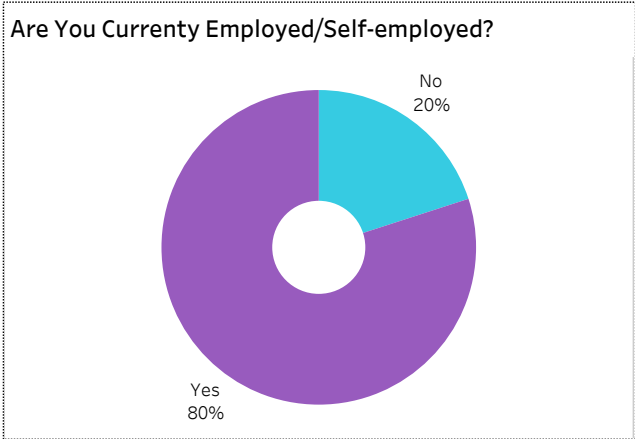
Graduate Employment (continued)



[Click on button to RESET Filters](#)

Number of Respondents: **5**

School: **Information & Communication Technology** | Program: **Media Production** | Credential: **Diploma** | Admin Campus: **Saskatoon** |
Base/CE: **Base** | Indigenous: **Non-Indigenous**





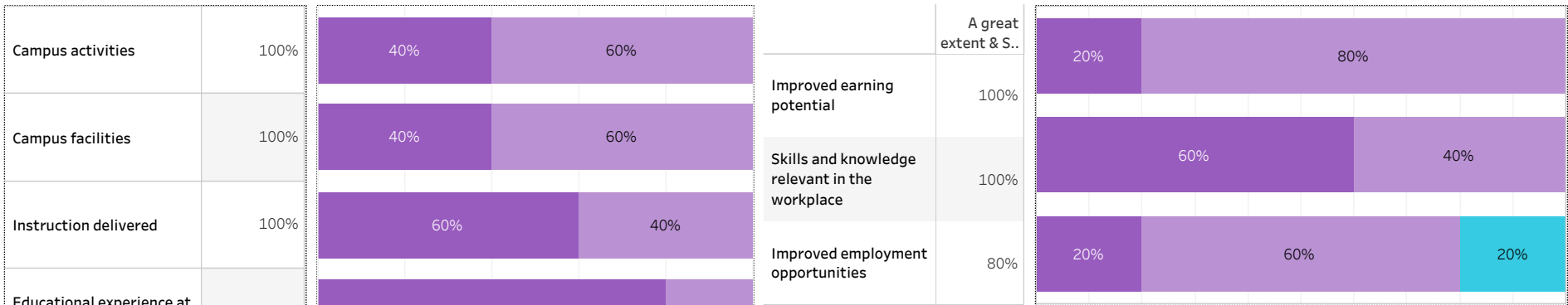
2019-20 Graduate Follow-up Survey Summary of Results (page 4/5) Satisfaction and Program Benefits



Click on button to RESET Filters

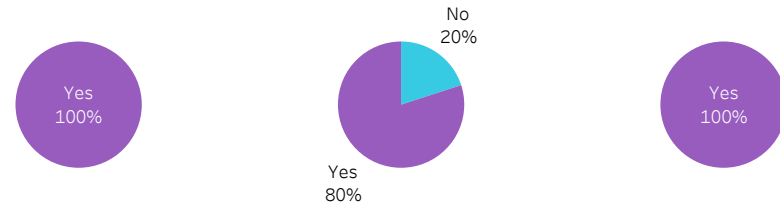
Number of Respondents 5	School: Information & Communication Technology Program: Media Production Credential: Diploma Admin Campus: Saskatoon Base/CE: Base Indigenous: Non-Indigenous
-----------------------------------	--

Level of Satisfaction	Very Satisfied & Somewhat Satisfied	<ul style="list-style-type: none"> Very satisfied Somewhat satisfied Not sure 	Program Benefits	A Great Extent & Some Extent	<ul style="list-style-type: none"> No extent at all Some extent A great extent
------------------------------	-------------------------------------	--	-------------------------	------------------------------	---



Satisfaction with Sask Polytech

Are you satisfied with your decision to attend Sask Polytech? Would you recommend Sask Polytech to others? Would you recommend your program to others?



Institutional Research and Analysis

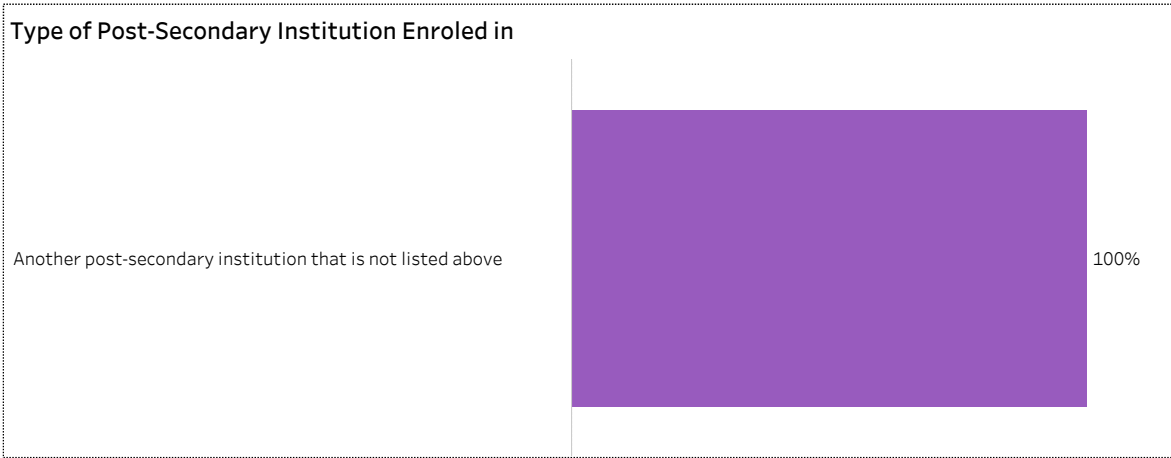
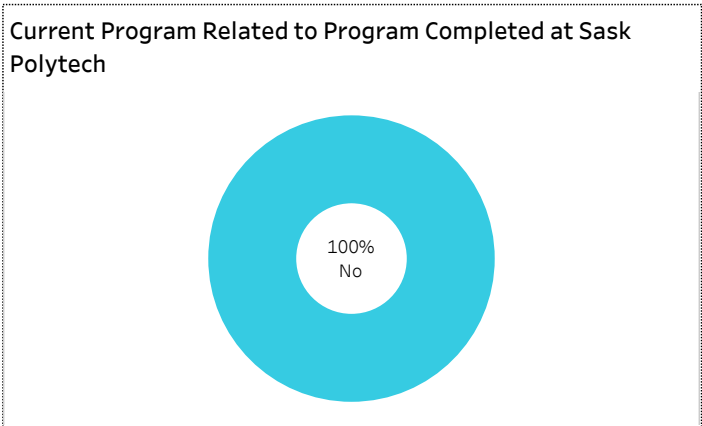

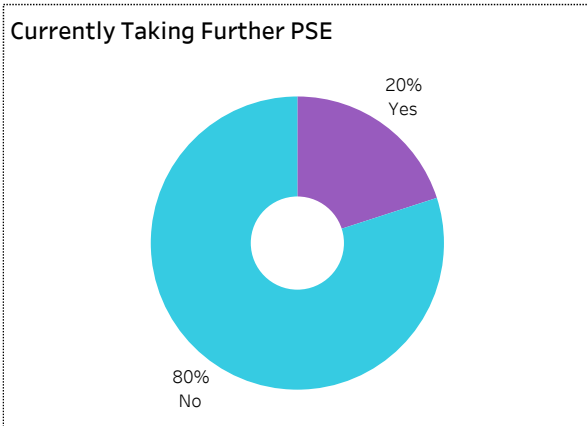


2019-20 Graduate Follow-up Survey Summary of Results (page 5/5) Further Post-Secondary Education



[Click on button to RESET Filters](#)

Number of Respondents 5	School: Information & Communication Technology Program: Media Production Credential: Diploma Admin Campus: Saskatoon Base/CE: Base Indigenous: Non-Indigenous
--	--



Among the students who pursued further education, 25% indicated the program was not related to the one they completed at Sask Polytech. Common reasons cited by the graduates who were studying in an unrelated field were to be able to change career choice, to have more/better career choices, and difficulty of finding employment in their previous field of study.

Institutional Research and Analysis

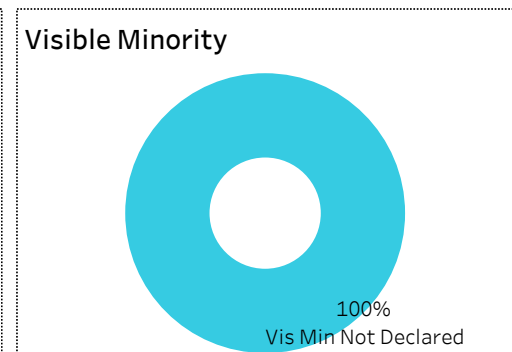
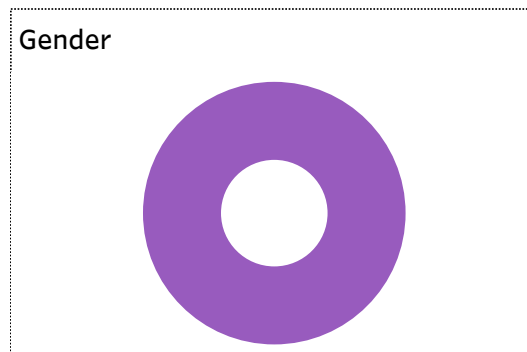
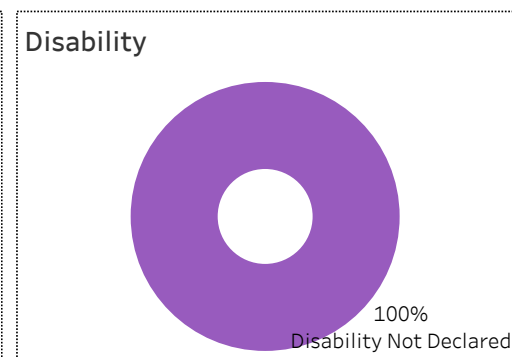
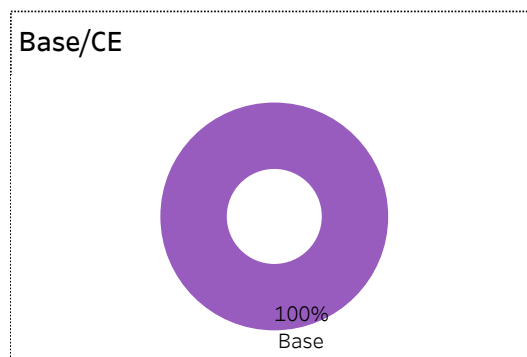
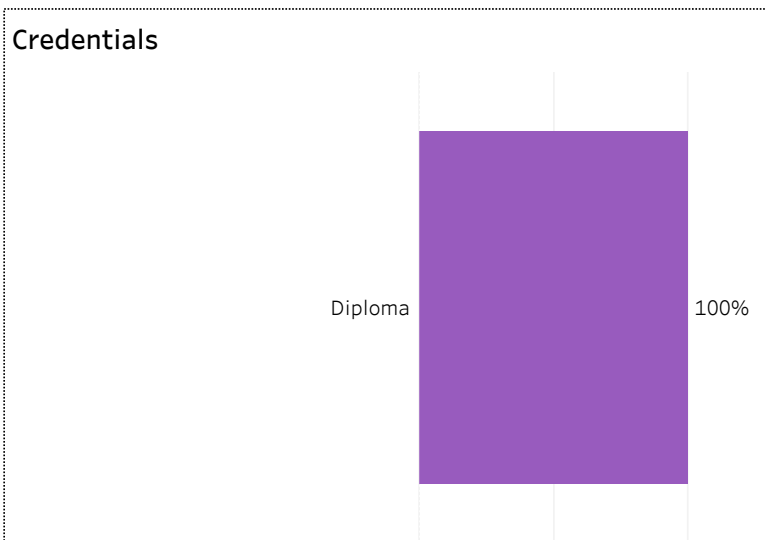
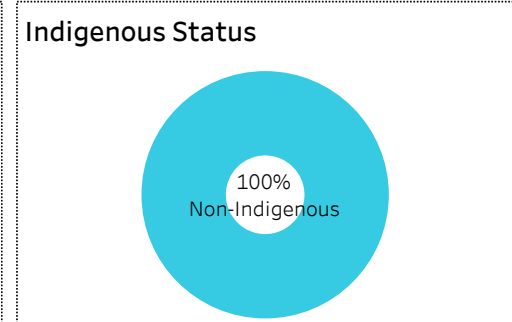
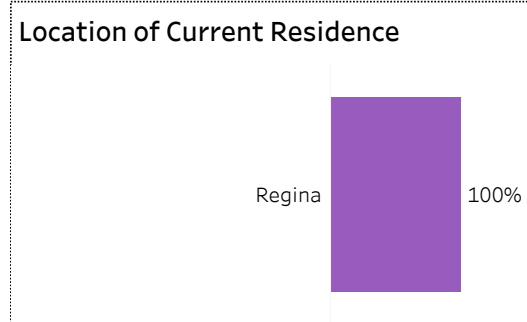



2019-20 Graduate Follow-up Survey Summary of Results (page 1/5) Respondent Profile



[Click on button to RESET Filters](#)

Number of Respondents: **1**
School: **Information & Communication Technology** | Program: **New Media Communications** | Credential: **Diploma** |
Admin Campus: **Prince Albert** | Base/CE: **Base** | Indigenous: **Non-Indigenous**





2019-20 Graduate Follow-up Survey Summary of Results (page 2/5) Graduate Employment



[Click on button to RESET Filters](#)

Number of Respondents
1

School: **Information & Communication Technology** | Program: **New Media Communications** | Credential: **Diploma** | Admin Campus: **Prince Albert** | Base/CE: **Base** | Indigenous: **Non-Indigenous**

Overall Employment Rate

#Available Workforce	# of Grads Employed	Employment Rate	# of Fulltime Employed Grads	Full-time Employment Rate
1	1	100%	1	100%

Training Related (TR) Employment

#Available Workforce	# of TR Employed Grads	TR Employment Rate	# of Fulltime TR Employed Grads	Full -time TR Employment Rate
1	0	0%	0	0%

Average Salaries by Location of Employment

Regina	0	0
Avg. Annual Salary	Avg. AnnualSalary FT TR	

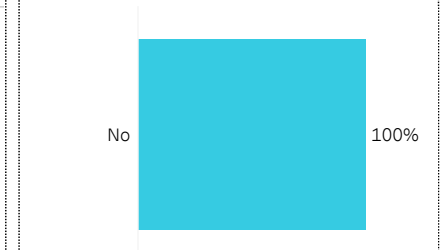
Location of Employment



Average/Median Salary

Avg. Annual Salary(\$)	
Full-time Training Related (\$)	
Median Annual Salary(\$)	

Relatedness of Job to Training





2019-20 Graduate Follow-up Survey

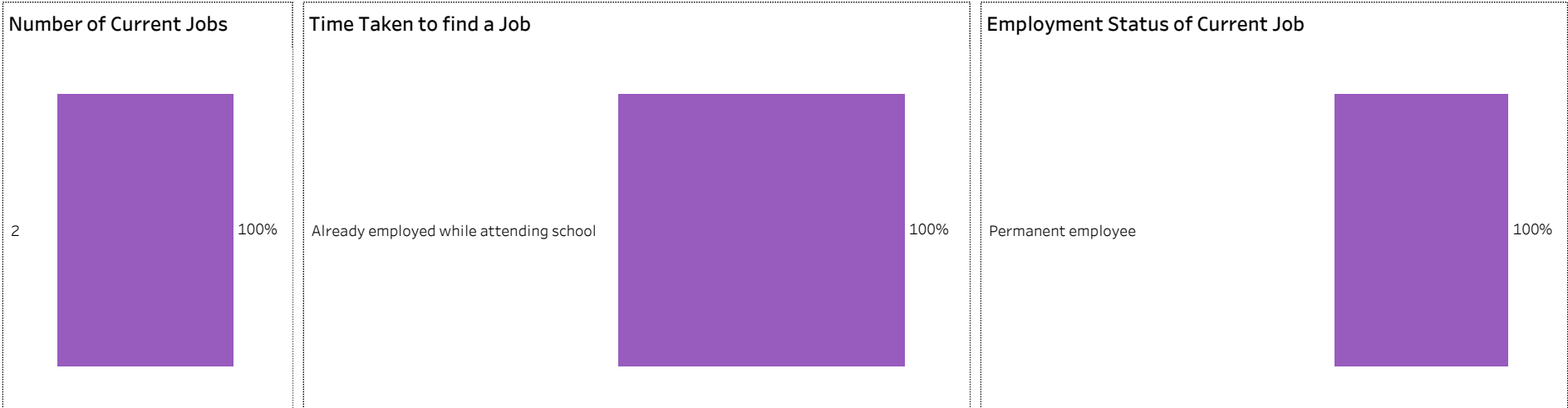
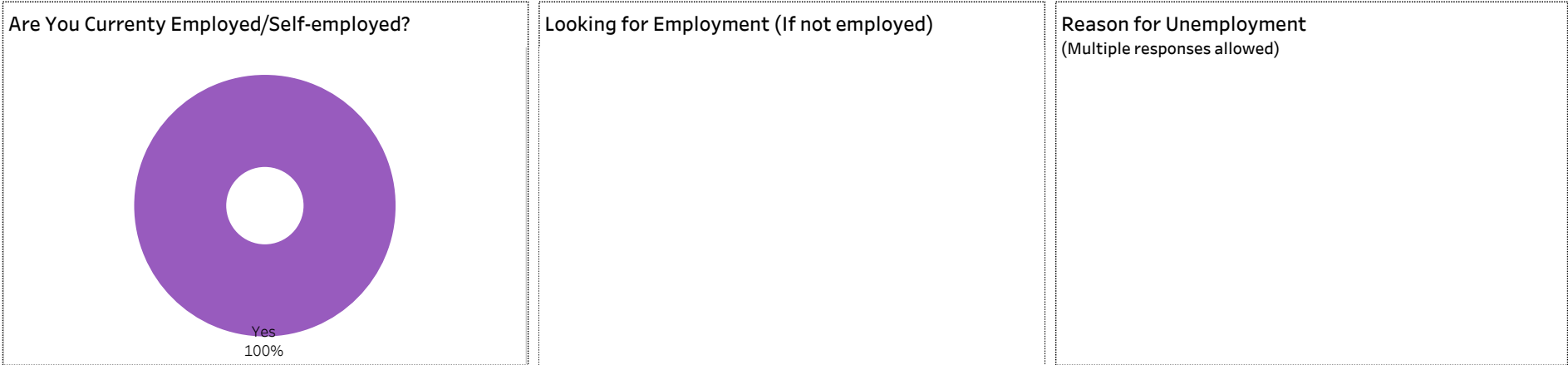
Summary of Results (page 3/5)

Graduate Employment (continued)



[Click on button to RESET Filters](#)

Number of Respondents 1	School: Information & Communication Technology Program: New Media Communications Credential: Diploma Admin Campus: Prince Albert Base/CE: Base Indigenous: Non-Indigenous
-----------------------------------	--





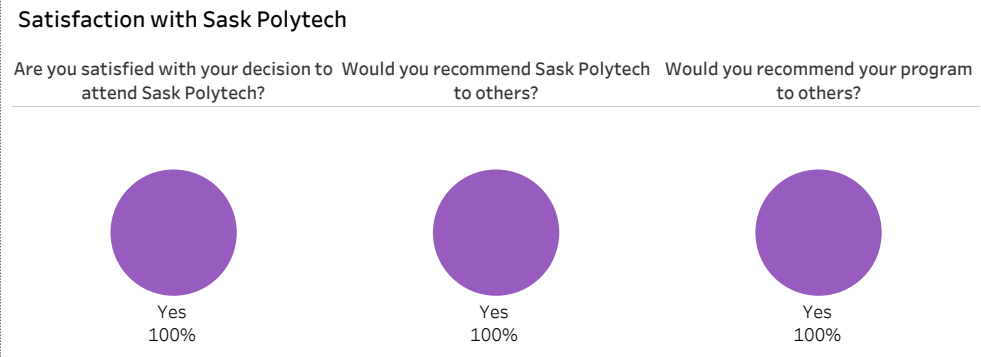
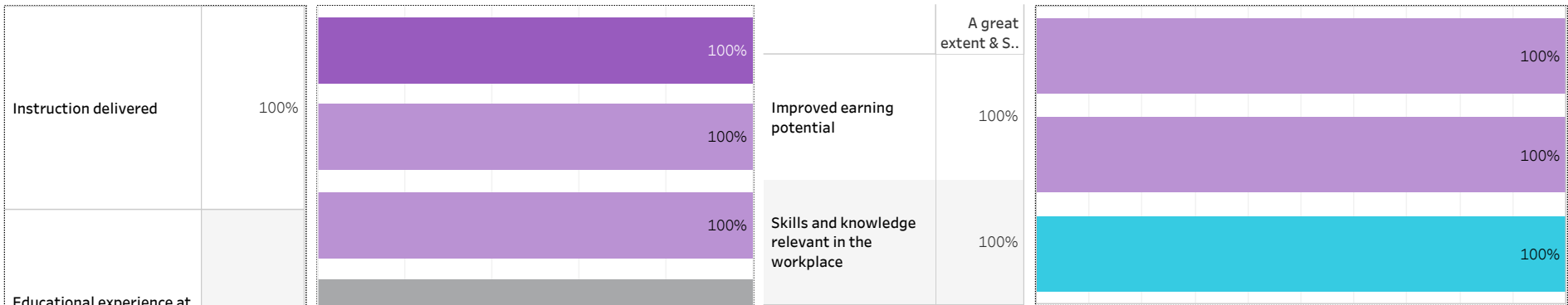
2019-20 Graduate Follow-up Survey Summary of Results (page 4/5) Satisfaction and Program Benefits



[Click on button to RESET Filters](#)

Number of Respondents 1	School: Information & Communication Technology Program: New Media Communications Credential: Diploma Admin Campus: Prince Albert Base/CE: Base Indigenous: Non-Indigenous
-----------------------------------	--

Level of Satisfaction	Very Satisfied & Somewhat Satisfied	<ul style="list-style-type: none"> Not sure Somewhat dissatisfied Somewhat satisfied Very satisfied 	Program Benefits	A Great Extent & Some Extent	<ul style="list-style-type: none"> No extent at all Some extent
------------------------------	-------------------------------------	---	-------------------------	------------------------------	---



Institutional Research and Analysis




2019-20 Graduate Follow-up Survey Summary of Results (page 5/5) Further Post-Secondary Education



[Click on button to RESET Filters](#)

Number of Respondents 1	School: Information & Communication Technology Program: New Media Communications Credential: Diploma Admin Campus: Prince Albert Base/CE: Base Indigenous: Non-Indigenous
-----------------------------------	---

Currently Taking Further PSE  <p>100% No</p>	Enrolment Status	Current Program Related to Program Completed at Sask Polytech
---	-------------------------	--

Type of Post-Secondary Institution Enroled in
--

Among the students who pursued further education, 25% indicated the program was not related to the one they completed at Sask Polytech. Common reasons cited by the graduates who were studying in an unrelated field were to be able to change career choice, to have more/better career choices, and difficulty of finding employment in their previous field of study.



2019-20 Graduate Follow-up Survey Summary of Results (page 1/5) Respondent Profile




[Click on button to RESET Filters](#)

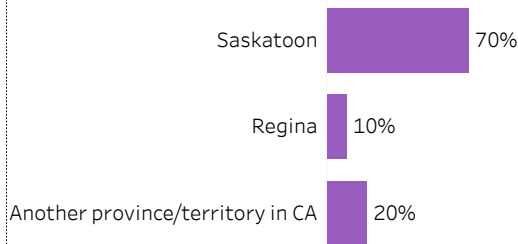
Number of Respondents
10

School: **Information & Communication Technology** | Program: **Software Developer** | Credential: **Postgraduate Certificate** | Admin Campus: **Saskatoon** | Base/CE: **Base** | Indigenous: **Non-Indigenous**

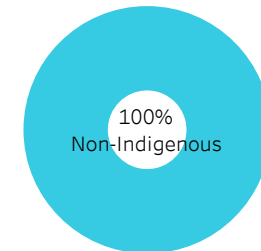
School



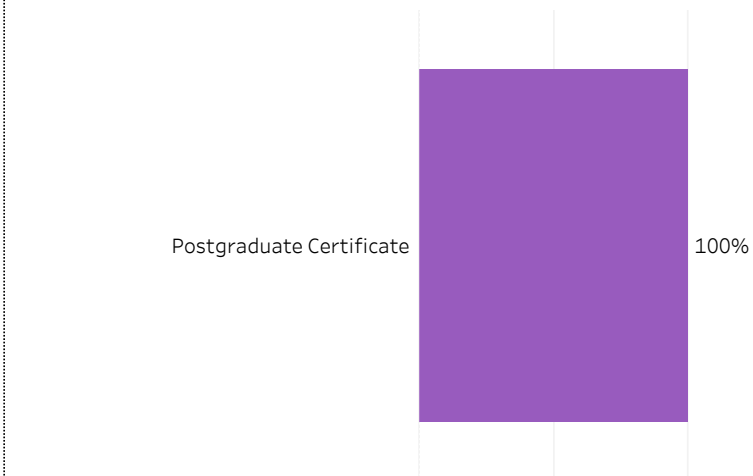
Location of Current Residence



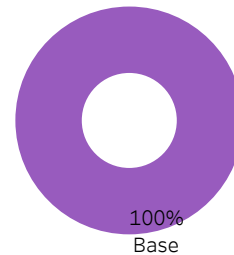
Indigenous Status



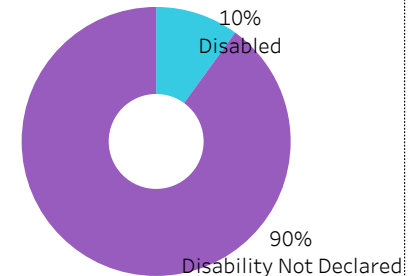
Credentials



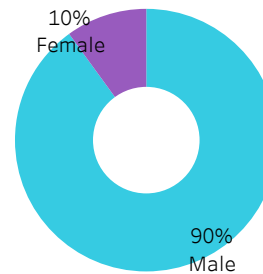
Base/CE



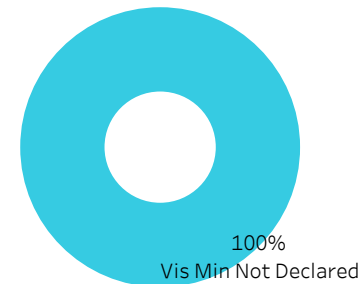
Disability



Gender



Visible Minority





2019-20 Graduate Follow-up Survey Summary of Results (page 2/5) Graduate Employment



[Click on button to RESET Filters](#)

Number of Respondents
10

School: **Information & Communication Technology** | Program: **Software Developer** | Credential: **Postgraduate Certificate** | Admin Campus: **Saskatoon** | Base/CE: **Base** | Indigenous: **Non-Indigenous**

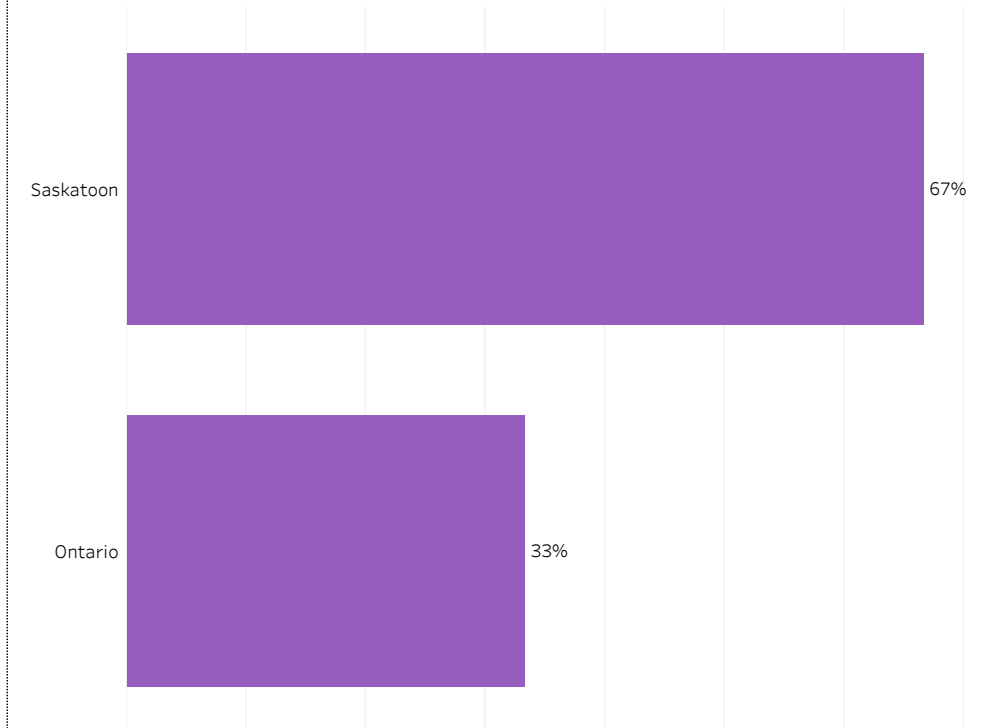
Overall Employment Rate

#Available Workforce	# of Grads Employed	Employment Rate	# of Fulltime Employed Grads	Full-time Employment Rate
5	3	60%	2	40%

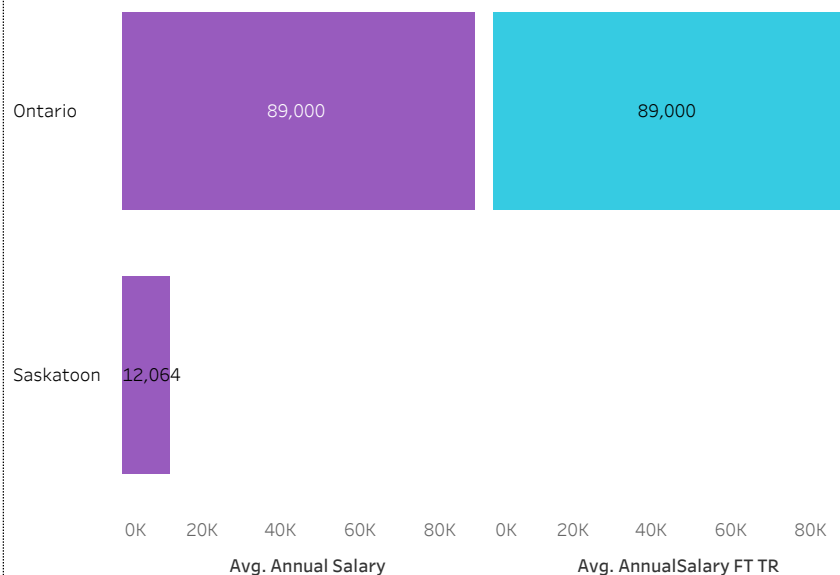
Training Related (TR) Employment

#Available Workforce	# of TR Employed Grads	TR Employment Rate	# of Fulltime TR Employed Grads	Full-time TR Employment Rate
5	1	20%	1	20%


Location of Employment



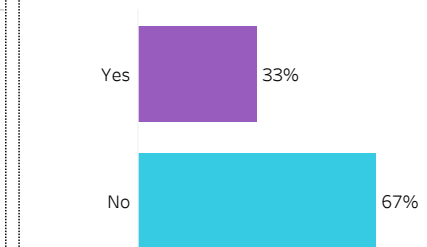
Average Salaries by Location of Employment



Average/Median Salary



Relatedness of Job to Training





2019-20 Graduate Follow-up Survey

Summary of Results (page 3/5)

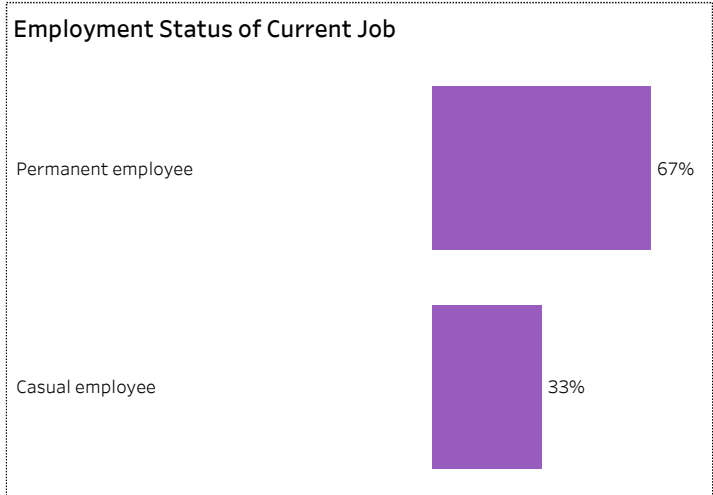
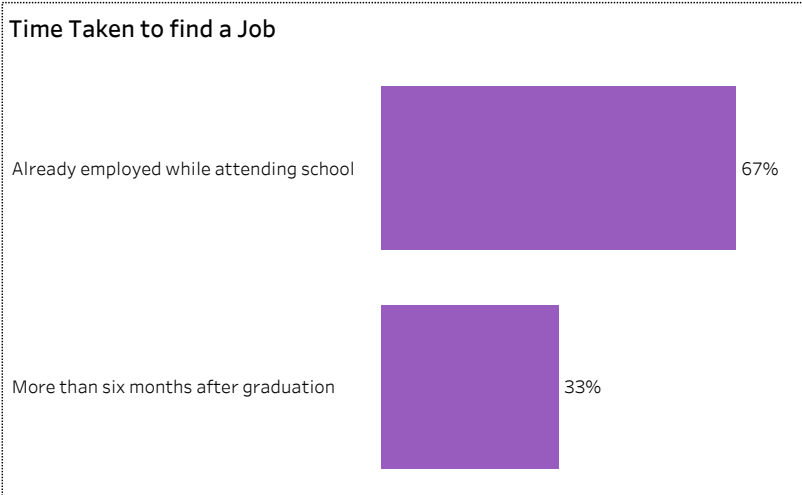
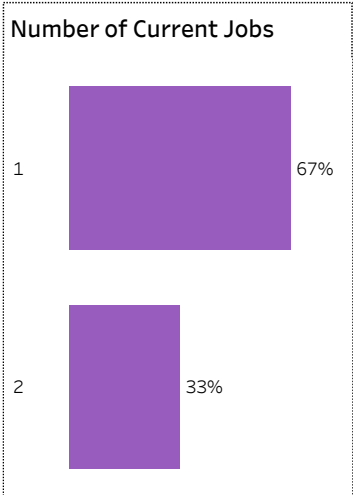
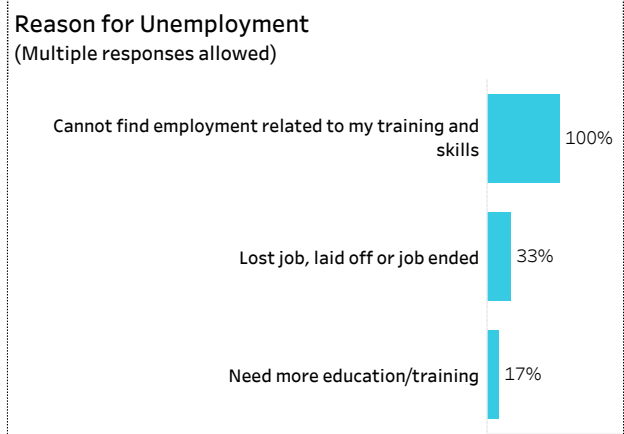
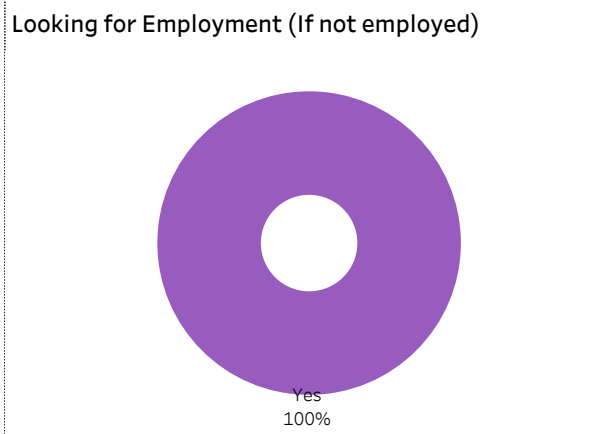
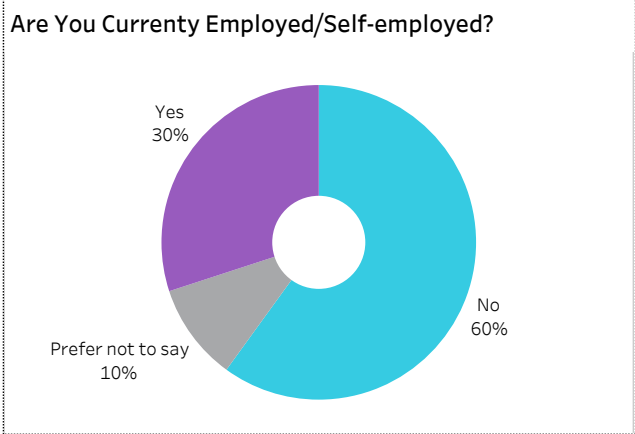
Graduate Employment (continued)



[Click on button to RESET Filters](#)

Number of Respondents: **10**

School: **Information & Communication Technology** | Program: **Software Developer** | Credential: **Postgraduate Certificate** | Admin
Campus: **Saskatoon** | Base/CE: **Base** | Indigenous: **Non-Indigenous**





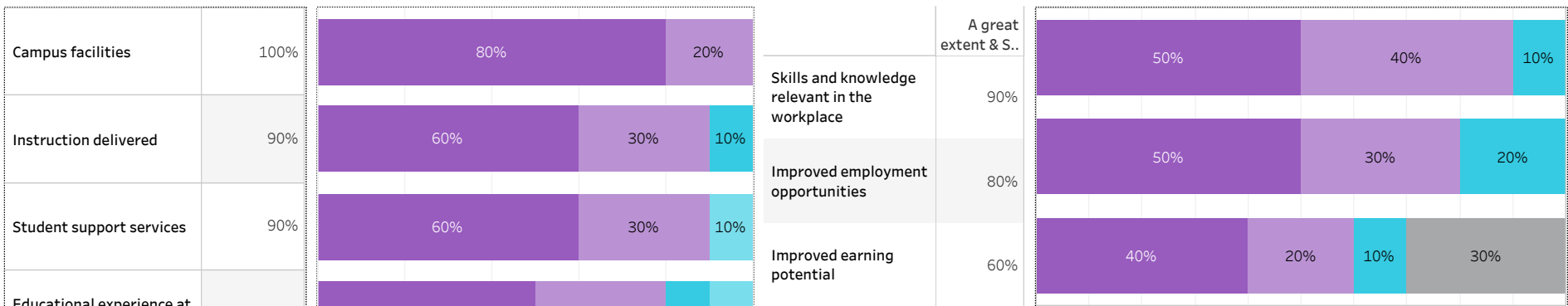
2019-20 Graduate Follow-up Survey Summary of Results (page 4/5) Satisfaction and Program Benefits



Click on button to RESET Filters

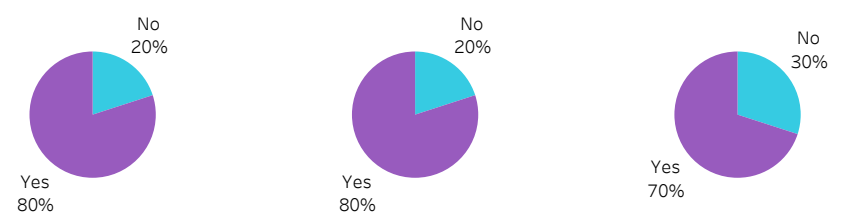
Number of Respondents 10	School: Information & Communication Technology Program: Software Developer Credential: Postgraduate Certificate Admin Campus: Saskatoon Base/CE: Base Indigenous: Non-Indigenous
--	---

Level of Satisfaction	Very Satisfied & Somewhat Satisfied	<ul style="list-style-type: none"> ■ Very satisfied ■ Not sure ■ Somewhat satisfied ■ Very dissatisfied ■ Somewhat dissatisfied 	Program Benefits	A Great Extent & Some Extent	<ul style="list-style-type: none"> ■ Not applicable ■ No extent at all ■ Some extent ■ A great extent
------------------------------	-------------------------------------	---	-------------------------	------------------------------	---



Satisfaction with Sask Polytech

Are you satisfied with your decision to attend Sask Polytech? Would you recommend Sask Polytech to others? Would you recommend your program to others?



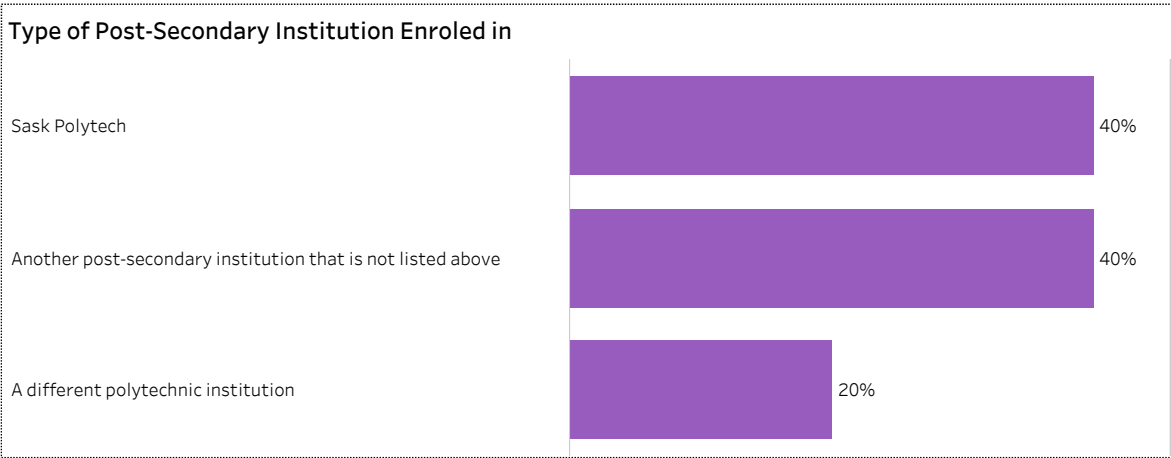
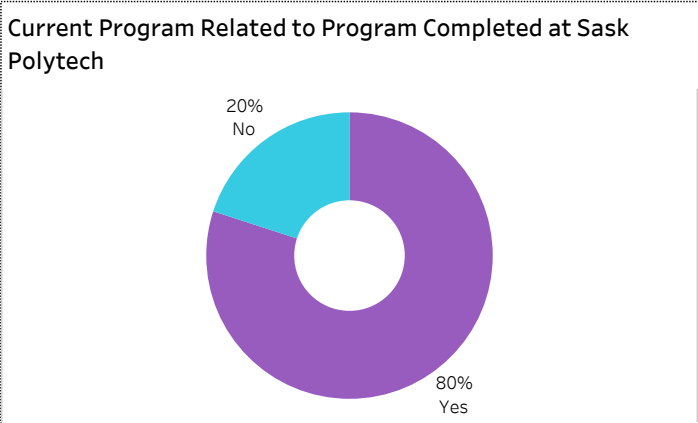

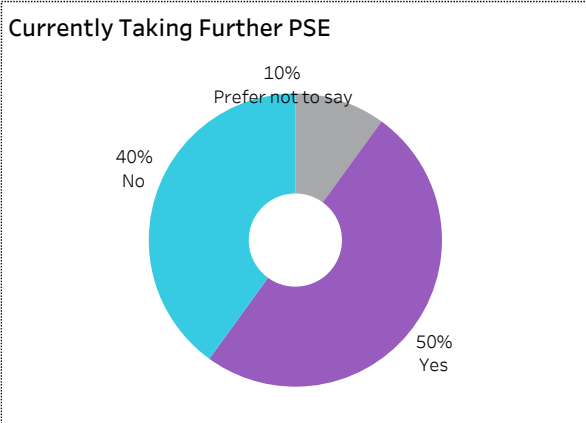


2019-20 Graduate Follow-up Survey Summary of Results (page 5/5) Further Post-Secondary Education



[Click on button to RESET Filters](#)

Number of Respondents: **10**
 School: **Information & Communication Technology** | Program: **Software Developer** | Credential: **Postgraduate Certificate** | Admin
 Campus: **Saskatoon** | Base/CE: **Base** | Indigenous: **Non-Indigenous**



Among the students who pursued further education, 25% indicated the program was not related to the one they completed at Sask Polytech. Common reasons cited by the graduates who were studying in an unrelated field were to be able to change career choice, to have more/better career choices, and difficulty of finding employment in their previous field of study.

Institutional Research and Analysis



2019-20 Graduate Follow-up Survey Summary of Results (page 1/5) Respondent Profile




[Click on button to RESET Filters](#)


Number of Respondents
10

School: **Information & Communication Technology** | Program: **Technology Management** | Credential:
Postgraduate Certificate | Admin Campus: **Moose Jaw** | Base/CE: **Base** | Indigenous: **Non-Indigenous**

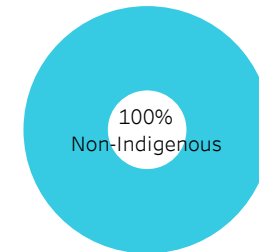
School



Location of Current Residence



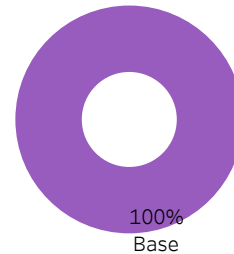
Indigenous Status



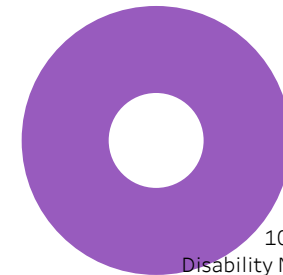
Credentials



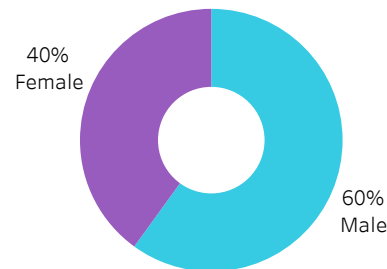
Base/CE



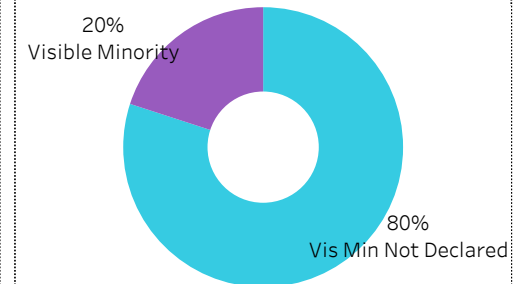
Disability



Gender



Visible Minority





2019-20 Graduate Follow-up Survey Summary of Results (page 2/5) Graduate Employment



[Click on button to RESET Filters](#)

Number of Respondents
10

School: **Information & Communication Technology** | Program: **Technology Management** | Credential: **Postgraduate Certificate** | Admin
Campus: **Moose Jaw** | Base/CE: **Base** | Indigenous: **Non-Indigenous**

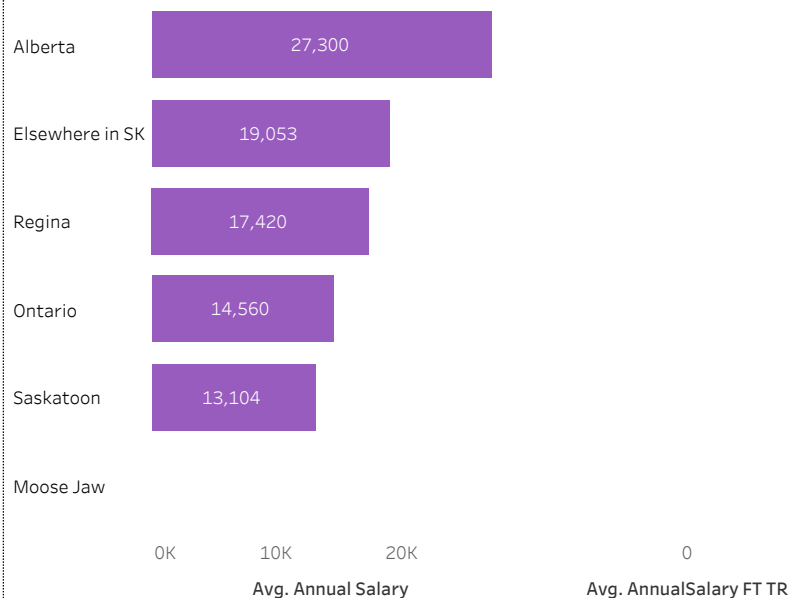
Overall Employment Rate

#Available Workforce	# of Grads Employed	Employment Rate	# of Fulltime Employed Grads	Full-time Employment Rate
8	8	100%	2	25%

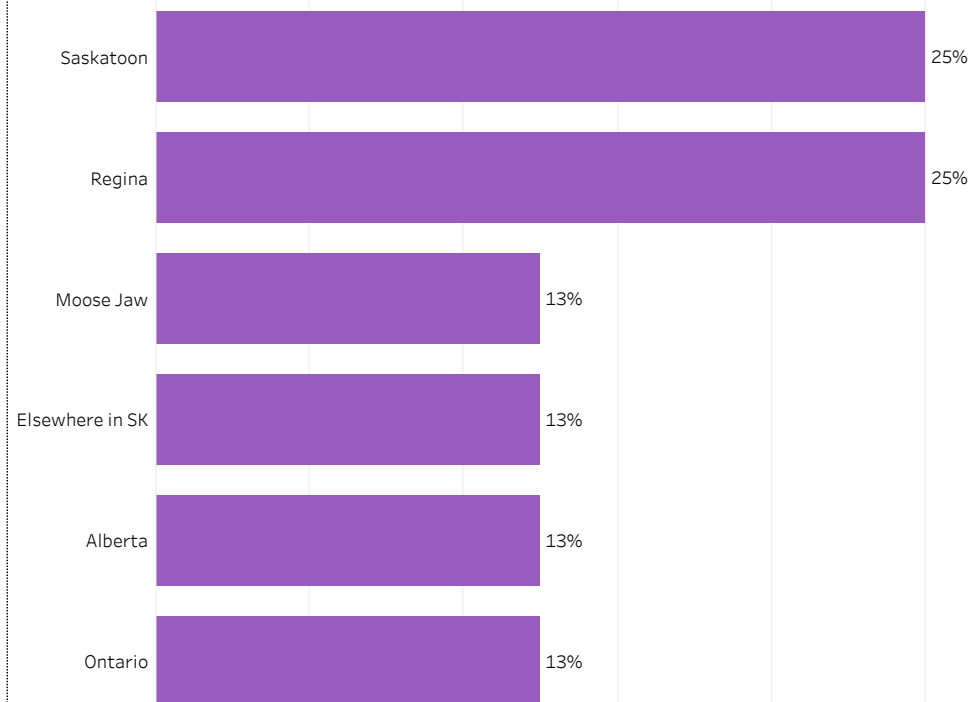
Training Related (TR) Employment

#Available Workforce	# of TR Employed Grads	TR Employment Rate	# of Fulltime TR Employed Grads	Full-time TR Employment Rate
8	1	13%	0	0%

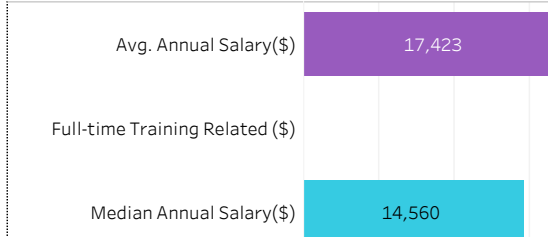
Average Salaries by Location of Employment



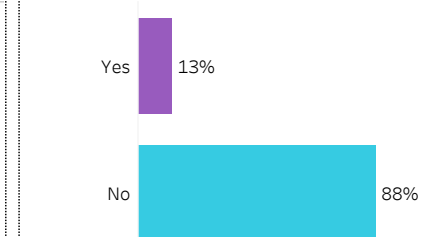
Location of Employment



Average/Median Salary



Relatedness of Job to Training



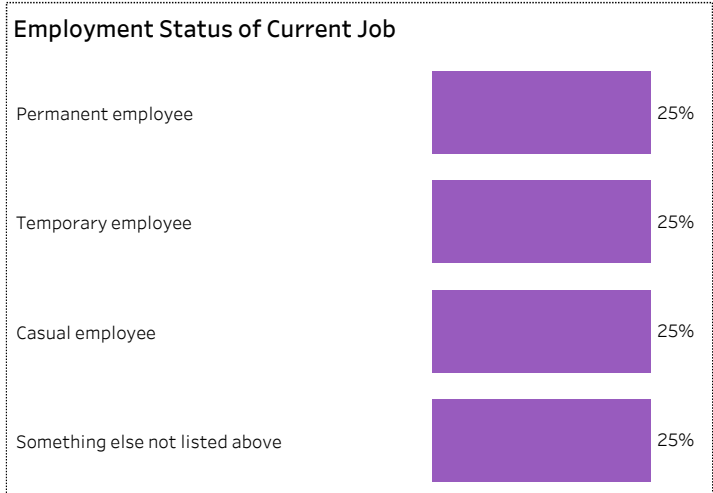
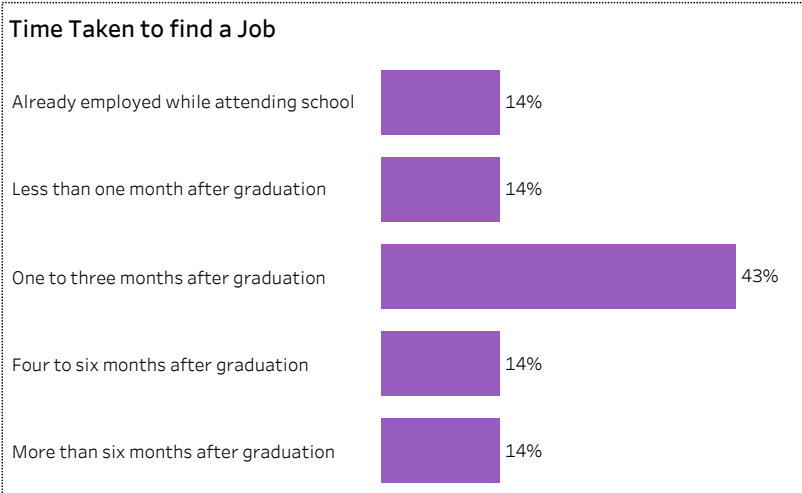
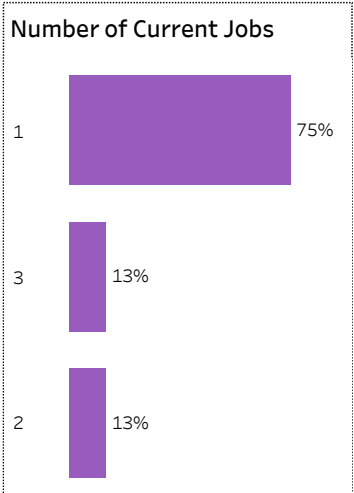
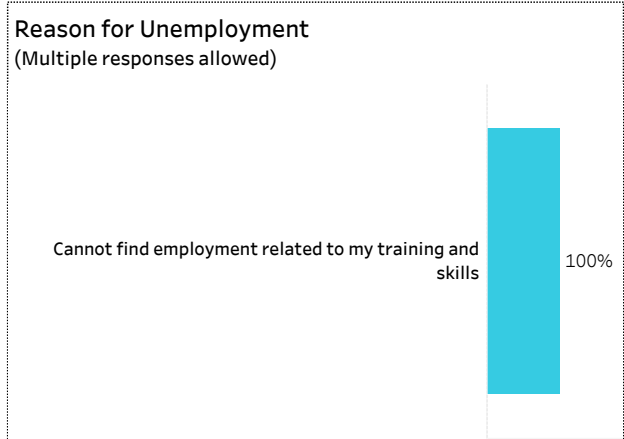
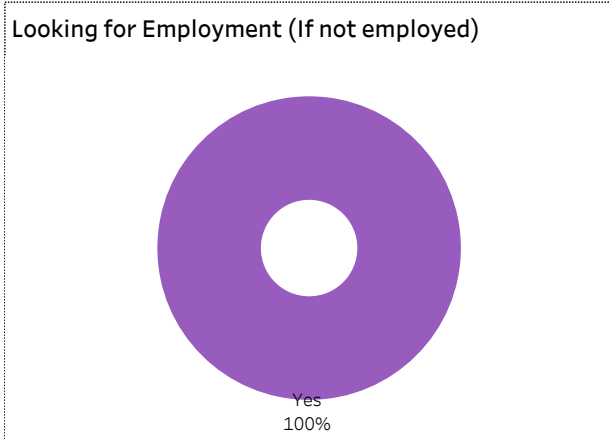
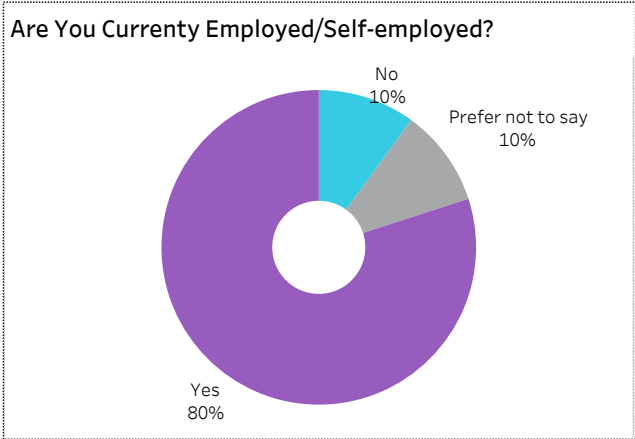


2019-20 Graduate Follow-up Survey Summary of Results (page 3/5) Graduate Employment (continued)



[Click on button to RESET Filters](#)

Number of Respondents: **10**
 School: **Information & Communication Technology** | Program: **Technology Management** | Credential: **Postgraduate Certificate** |
 Admin Campus: **Moose Jaw** | Base/CE: **Base** | Indigenous: **Non-Indigenous**





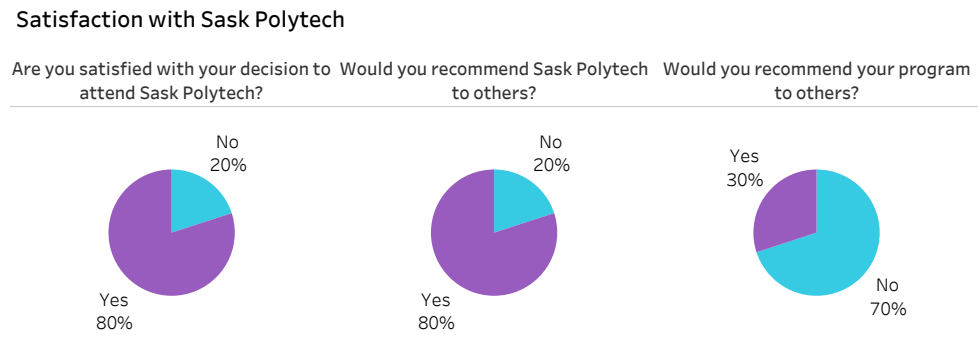
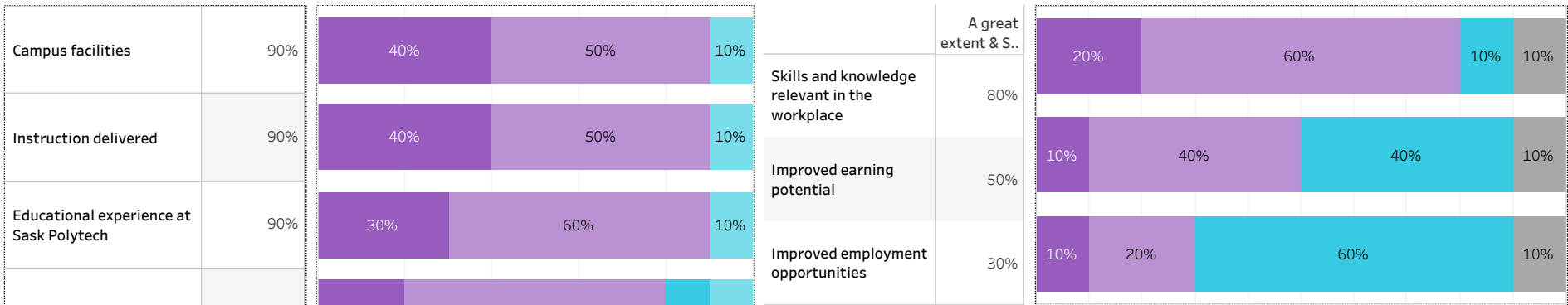
2019-20 Graduate Follow-up Survey Summary of Results (page 4/5) Satisfaction and Program Benefits



Click on button to RESET Filters

Number of Respondents 10	School: Information & Communication Technology Program: Technology Management Credential: Postgraduate Certificate Admin Campus: Moose Jaw Base/CE: Base Indigenous: Non-Indigenous
---	--

Level of Satisfaction	Very Satisfied & Somewhat Satisfied	<ul style="list-style-type: none"> Very satisfied Somewhat satisfied Very dissatisfied Somewhat dissatisfied 	Program Benefits	A Great Extent & Some Extent	<ul style="list-style-type: none"> A great extent Some extent No extent at all Not sure
------------------------------	-------------------------------------	--	-------------------------	------------------------------	---



Institutional Research and Analysis



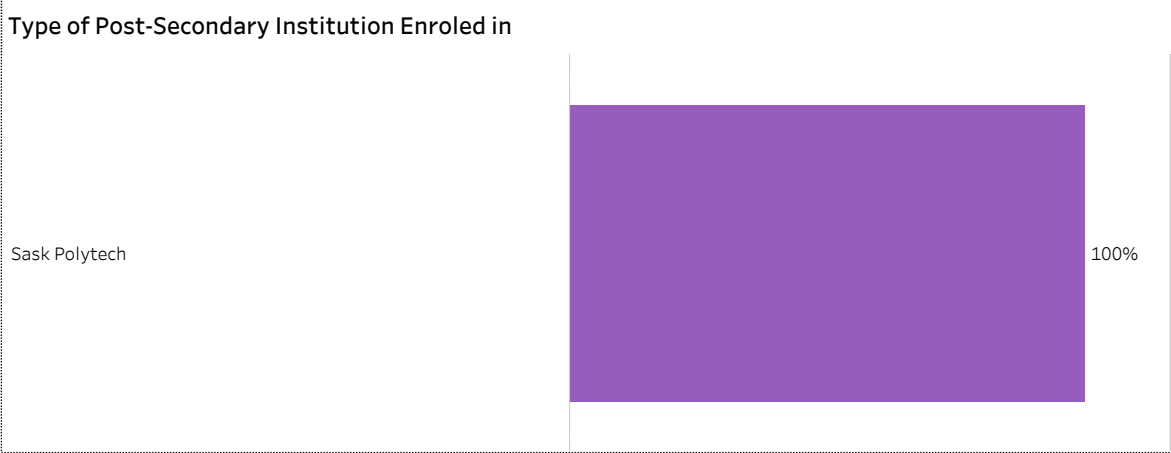
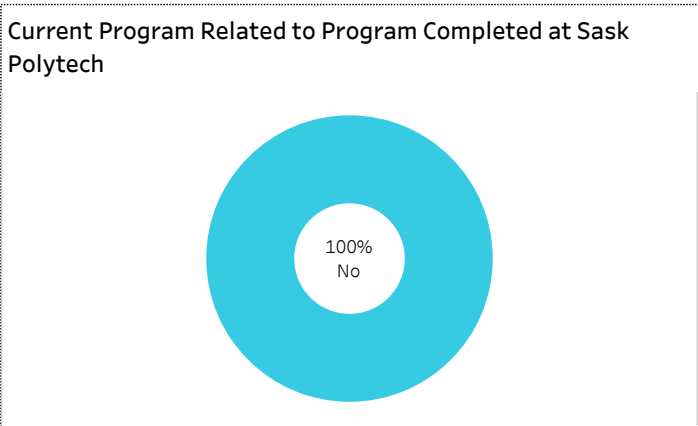

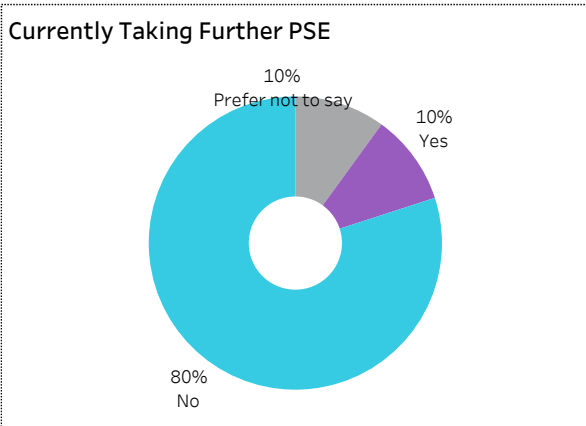
2019-20 Graduate Follow-up Survey Summary of Results (page 5/5) Further Post-Secondary Education



[Click on button to RESET Filters](#)

Number of Respondents
10

School: **Information & Communication Technology** | Program: **Technology Management** | Credential: **Postgraduate Certificate** |
Admin Campus: **Moose Jaw** | Base/CE: **Base** | Indigenous: **Non-Indigenous**



Among the students who pursued further education, 25% indicated the program was not related to the one they completed at Sask Polytech. Common reasons cited by the graduates who were studying in an unrelated field were to be able to change career choice, to have more/better career choices, and difficulty of finding employment in their previous field of study.

Institutional Research and Analysis



2019-20 Graduate Follow-up Survey Summary of Results (page 1/5) Respondent Profile




[Click on button to RESET Filters](#)

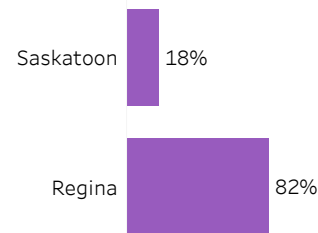
Number of Respondents
11

School: **Information & Communication Technology** | Program: **Telecom/Networking Technician** | Credential: **Certificate** | Admin Campus: **Regina** | Base/CE: **Base** | Indigenous: **Non-Indigenous**

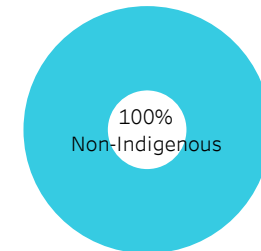
School



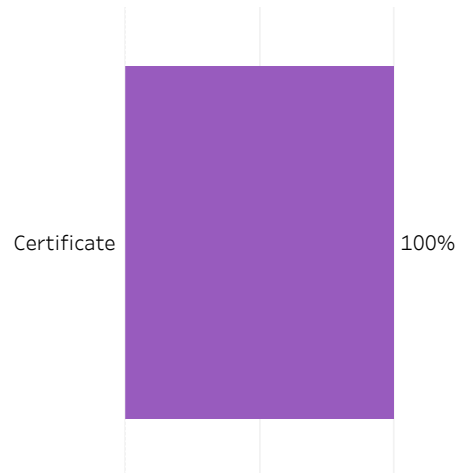
Location of Current Residence



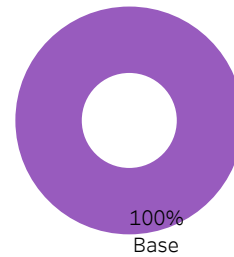
Indigenous Status



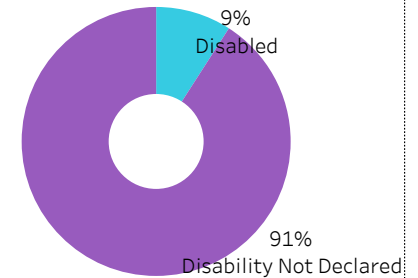
Credentials



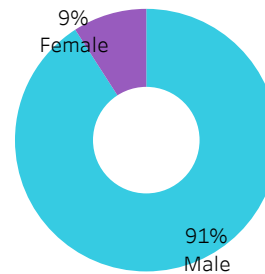
Base/CE



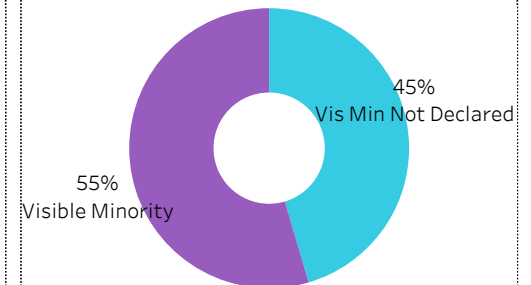
Disability



Gender



Visible Minority





2019-20 Graduate Follow-up Survey Summary of Results (page 2/5) Graduate Employment



[Click on button to RESET Filters](#)

Number of Respondents
11

School: **Information & Communication Technology** | Program: **Telecom/Networking Technician** | Credential: **Certificate** | Admin Campus: **Regina** | Base/CE: **Base** | Indigenous: **Non-Indigenous**

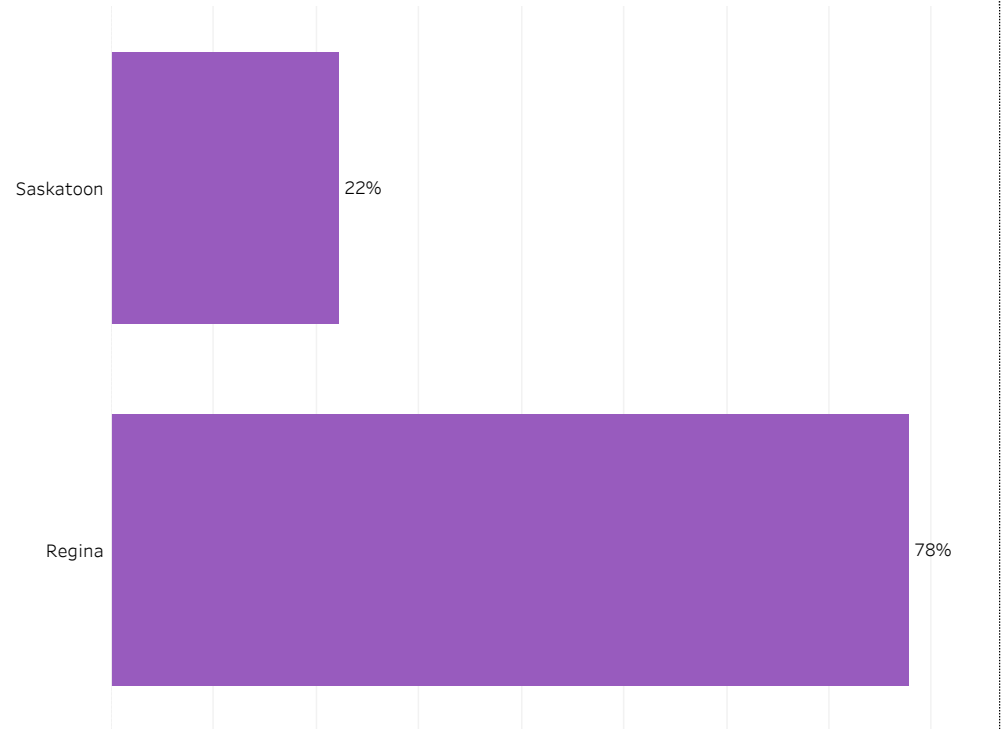
Overall Employment Rate

#Available Workforce	# of Grads Employed	Employment Rate	# of Fulltime Employed Grads	Full-time Employment Rate
10	9	90%	9	90%

Training Related (TR) Employment

#Available Workforce	# of TR Employed Grads	TR Employment Rate	# of Fulltime TR Employed Grads	Full-time TR Employment Rate
10	8	80%	8	80%

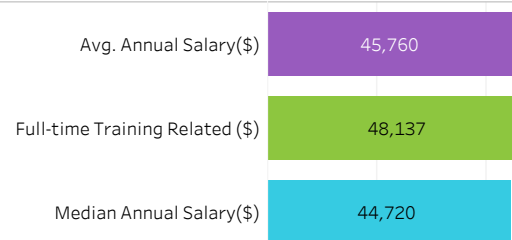
Location of Employment



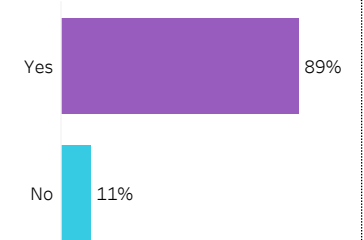
Average Salaries by Location of Employment



Average/Median Salary



Relatedness of Job to Training





2019-20 Graduate Follow-up Survey

Summary of Results (page 3/5)

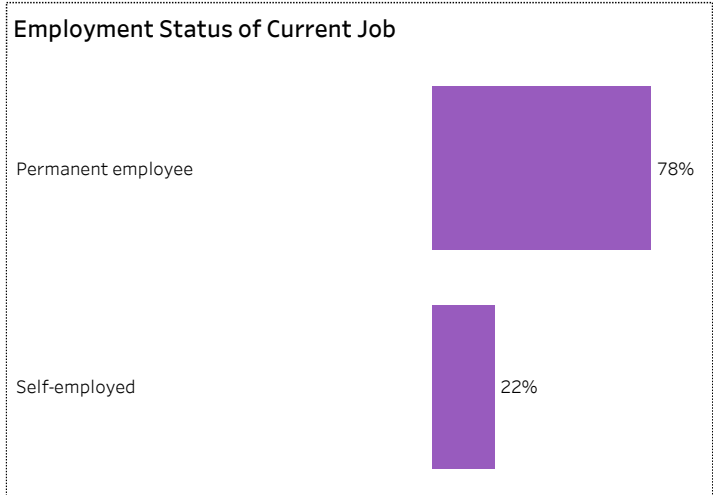
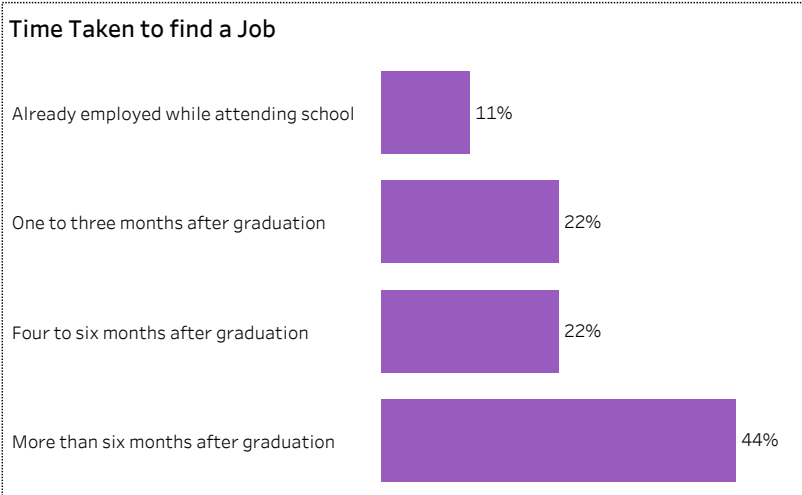
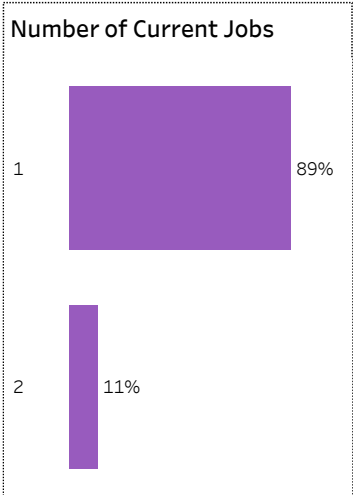
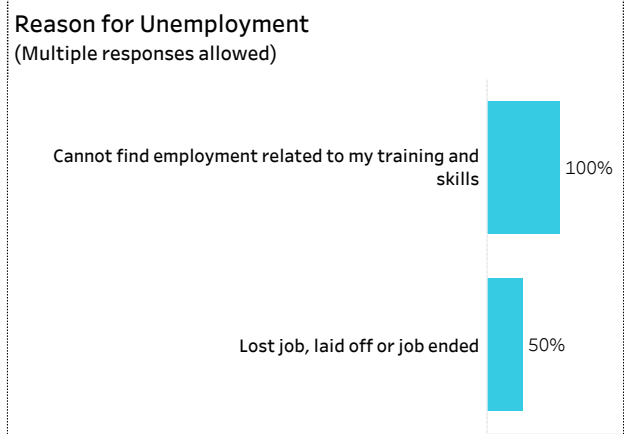
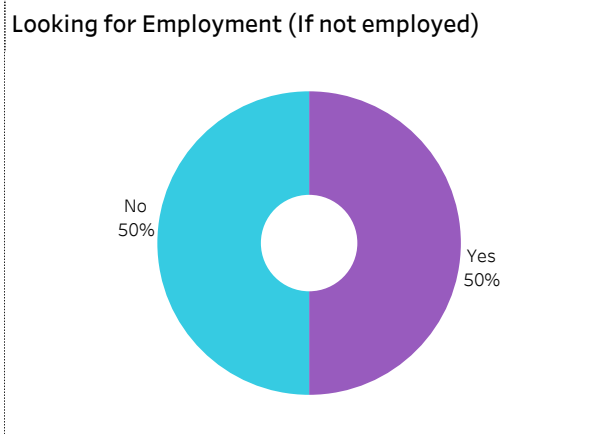
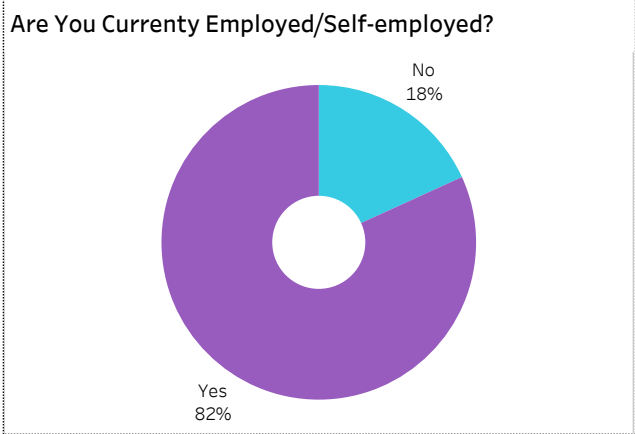
Graduate Employment (continued)



[Click on button to RESET Filters](#)

Number of Respondents: **11**

School: **Information & Communication Technology** | Program: **Telecom/Networking Technician** | Credential: **Certificate** | Admin
Campus: **Regina** | Base/CE: **Base** | Indigenous: **Non-Indigenous**





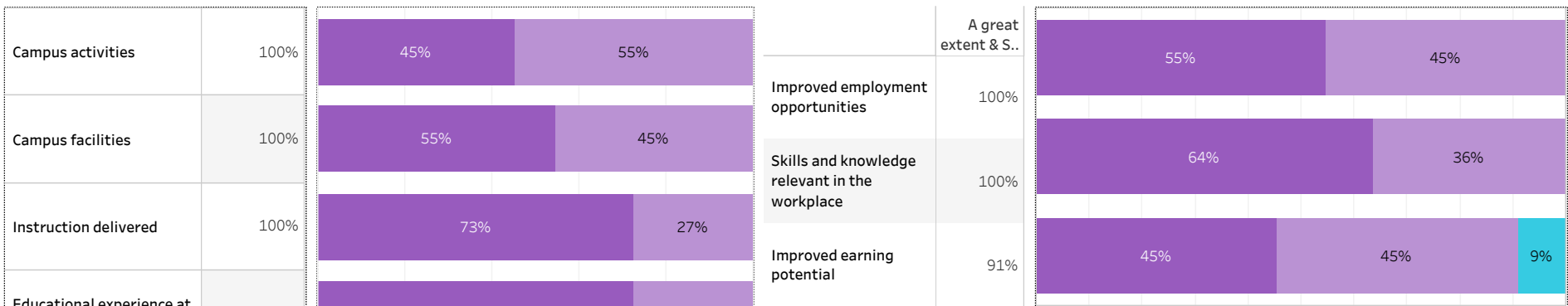
2019-20 Graduate Follow-up Survey Summary of Results (page 4/5) Satisfaction and Program Benefits



Click on button to RESET Filters

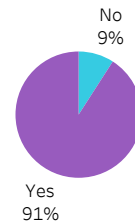
Number of Respondents 11	School: Information & Communication Technology Program: Telecom/Networking Technician Credential: Certificate Admin Campus: Regina Base/CE: Base Indigenous: Non-Indigenous
--	--

Level of Satisfaction	Very Satisfied & Somewhat Satisfied	<ul style="list-style-type: none"> Very satisfied Somewhat satisfied 	Program Benefits	A Great Extent & Some Extent	<ul style="list-style-type: none"> No extent at all Some extent A great extent
------------------------------	-------------------------------------	--	-------------------------	------------------------------	---



Satisfaction with Sask Polytech

Are you satisfied with your decision to attend Sask Polytech? Would you recommend Sask Polytech to others? Would you recommend your program to others?



Institutional Research and Analysis



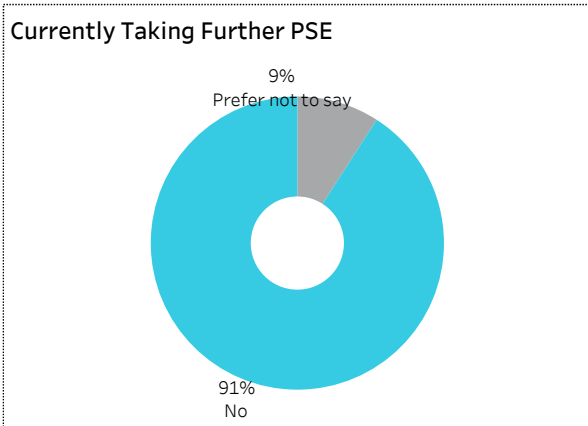
2019-20 Graduate Follow-up Survey Summary of Results (page 5/5) Further Post-Secondary Education



[Click on button to RESET Filters](#)

Number of Respondents
11

School: **Information & Communication Technology** | Program: **Telecom/Networking Technician** | Credential: **Certificate** | Admin
Campus: **Regina** | Base/CE: **Base** | Indigenous: **Non-Indigenous**



Enrolment Status

Current Program Related to Program Completed at Sask Polytech

Type of Post-Secondary Institution Enroled in

Among the students who pursued further education, 25% indicated the program was not related to the one they completed at Sask Polytech. Common reasons cited by the graduates who were studying in an unrelated field were to be able to change career choice, to have more/better career choices, and difficulty of finding employment in their previous field of study.

Institutional Research and Analysis



2019-20 Graduate Follow-up Survey Summary of Results (page 1/5) Respondent Profile




[Click on button to RESET Filters](#)


Number of Respondents
7

School: **Information & Communication Technology** | Program: **Web Site Design & Development** | Credential: **Applied Certificate** | Admin Campus: **Prince Albert** | Base/CE: **Base** | Indigenous: **Non-Indigenous**

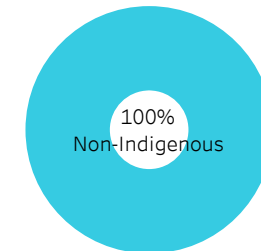
School



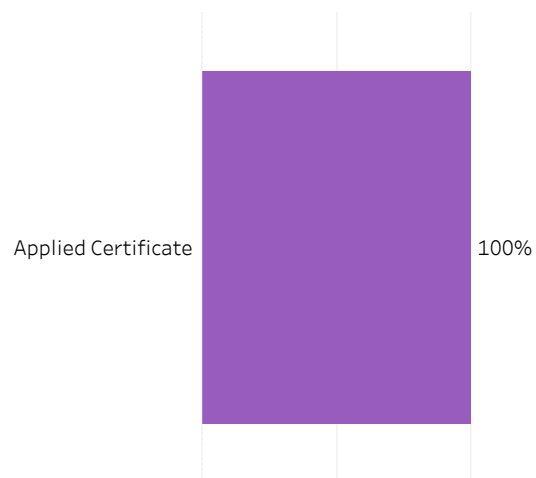
Location of Current Residence



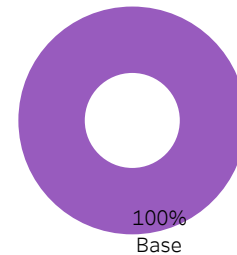
Indigenous Status



Credentials



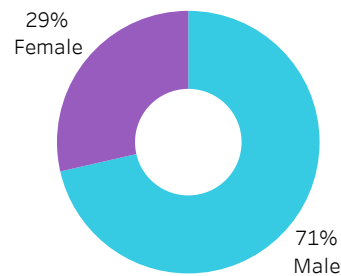
Base/CE



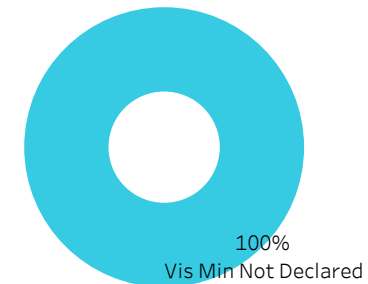
Disability



Gender



Visible Minority





2019-20 Graduate Follow-up Survey Summary of Results (page 2/5) Graduate Employment



[Click on button to RESET Filters](#)

Number of Respondents
7

School: **Information & Communication Technology** | Program: **Web Site Design & Development** | Credential: **Applied Certificate** | Admin
Campus: **Prince Albert** | Base/CE: **Base** | Indigenous: **Non-Indigenous**

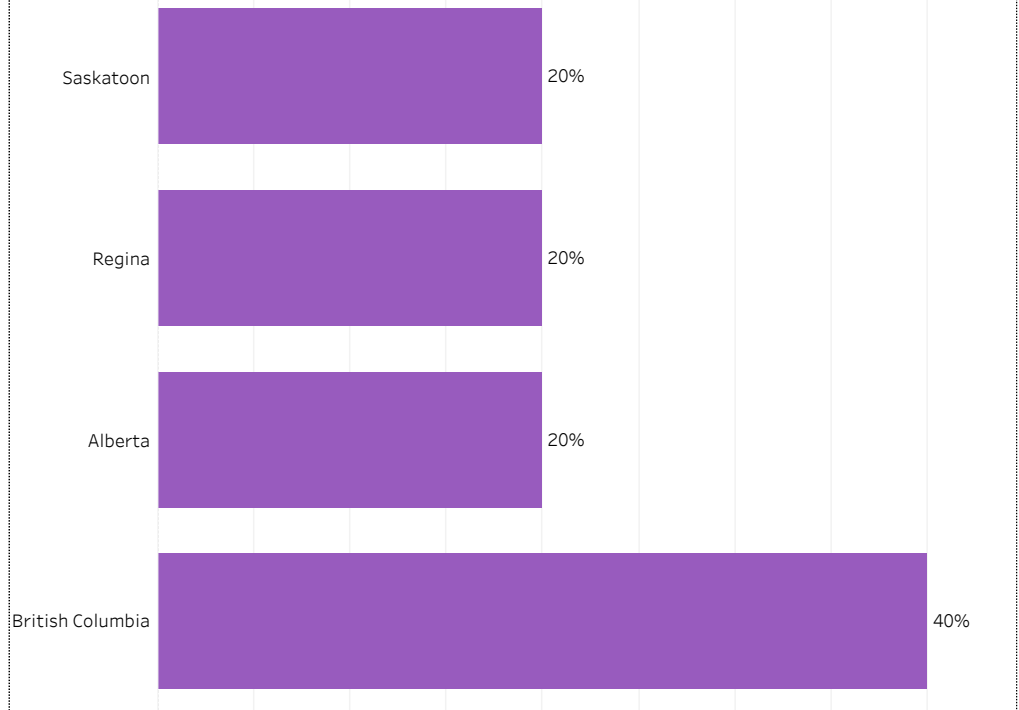
Overall Employment Rate

#Available Workforce	# of Grads Employed	Employment Rate	# of Fulltime Employed Grads	Full-time Employment Rate
6	5	83%	5	83%

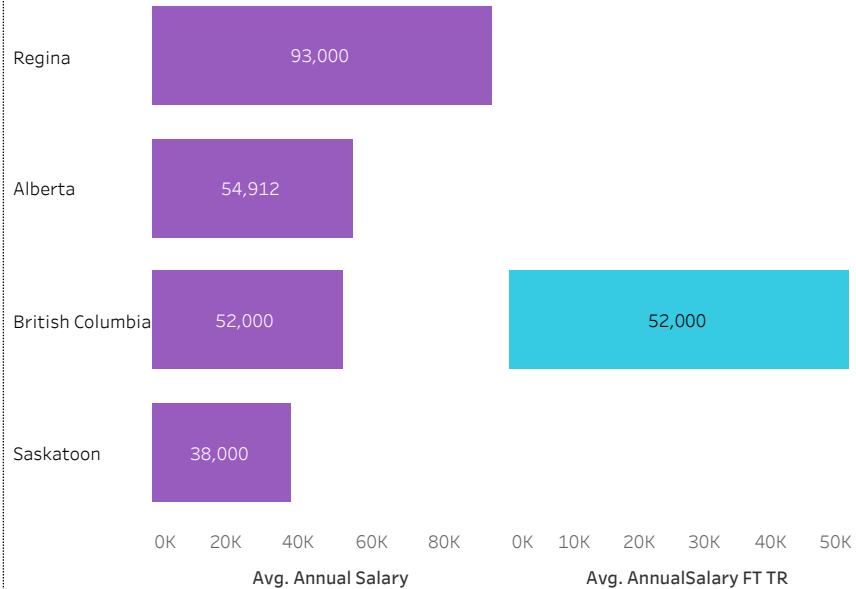
Training Related (TR) Employment

#Available Workforce	# of TR Employed Grads	TR Employment Rate	# of Fulltime TR Employed Grads	Full-time TR Employment Rate
6	2	33%	2	33%

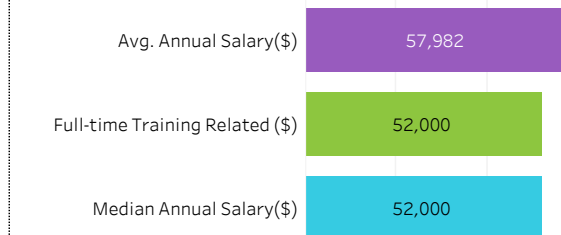
Location of Employment



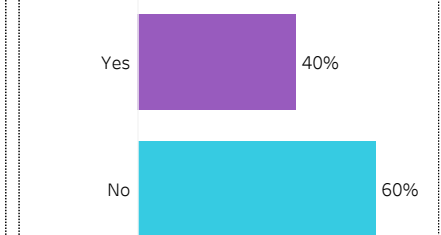
Average Salaries by Location of Employment



Average/Median Salary



Relatedness of Job to Training



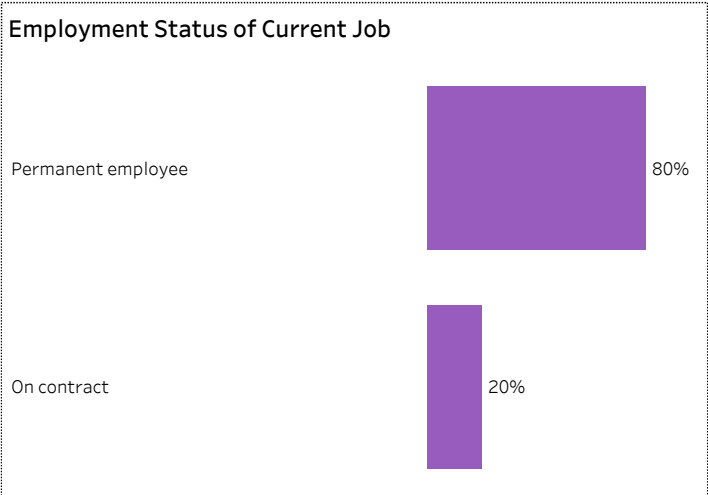
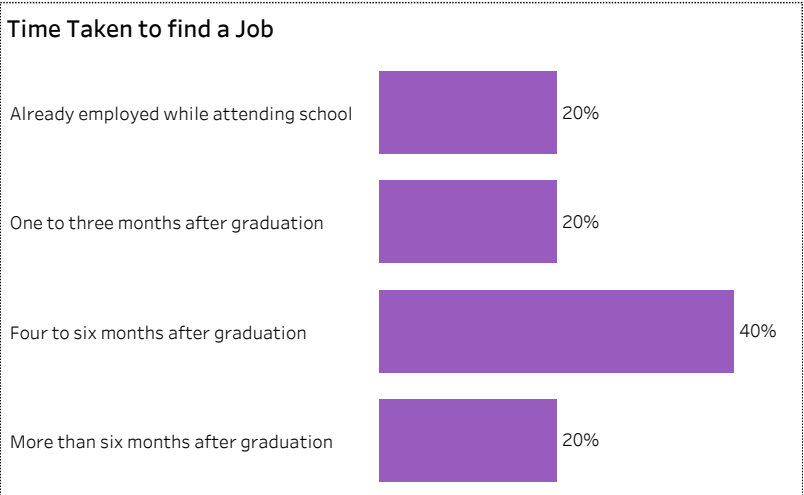
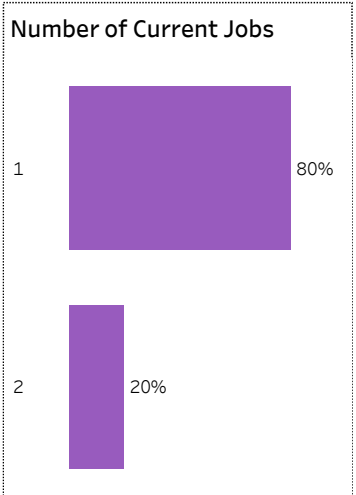
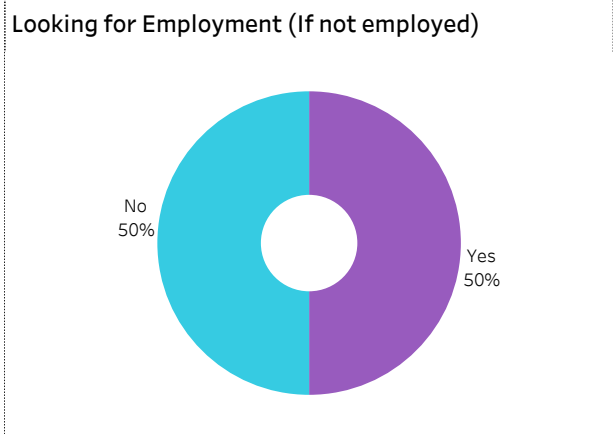
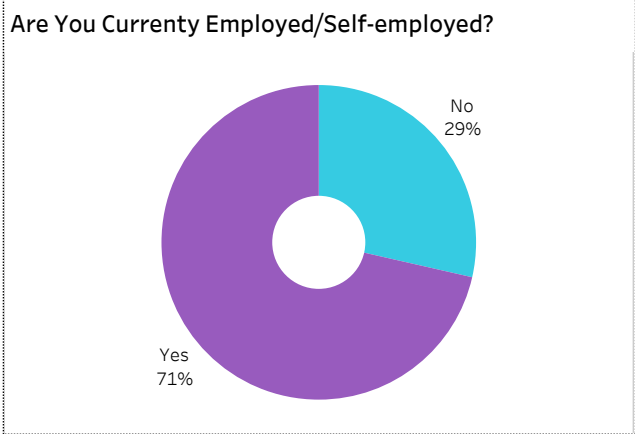


2019-20 Graduate Follow-up Survey Summary of Results (page 3/5) Graduate Employment (continued)



[Click on button to RESET Filters](#)

Number of Respondents: **7**
School: **Information & Communication Technology** | Program: **Web Site Design & Development** | Credential: **Applied Certificate** |
Admin Campus: **Prince Albert** | Base/CE: **Base** | Indigenous: **Non-Indigenous**





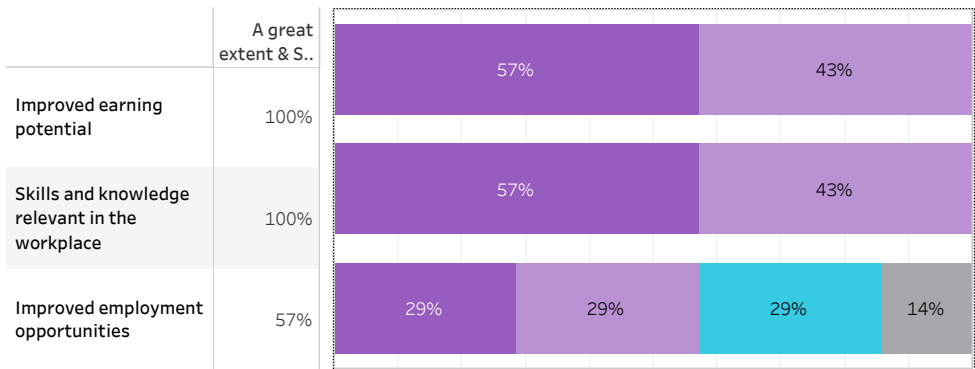
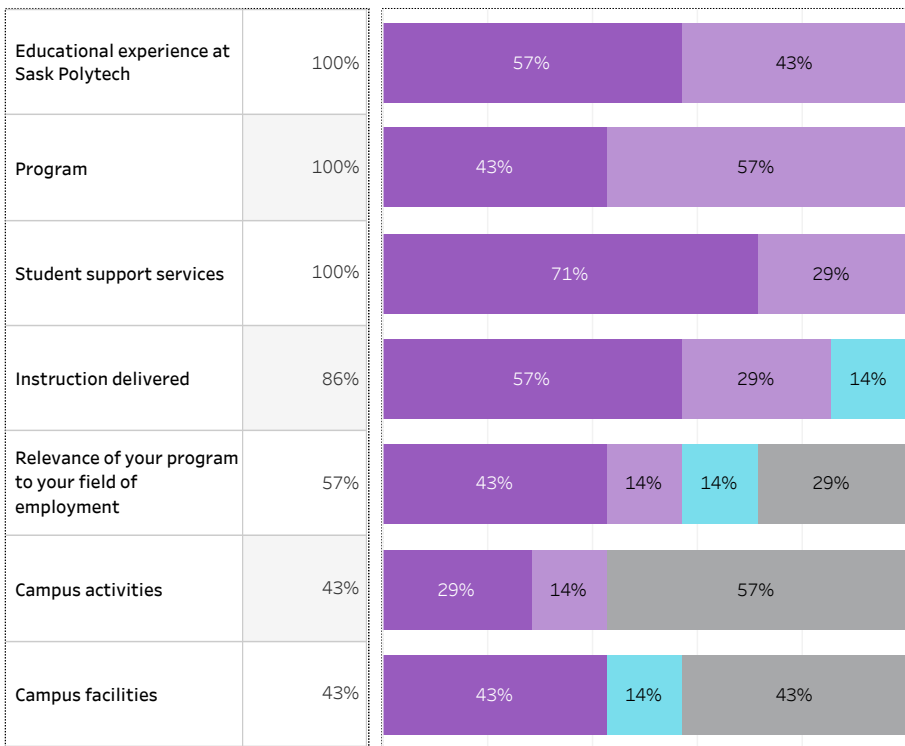
2019-20 Graduate Follow-up Survey Summary of Results (page 4/5) Satisfaction and Program Benefits



Click on button to RESET Filters

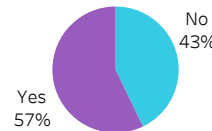
Number of Respondents 7	School: Information & Communication Technology Program: Web Site Design & Development Credential: Applied Certificate Admin Campus: Prince Albert Base/CE: Base Indigenous: Non-Indigenous
-----------------------------------	---

Level of Satisfaction	Very Satisfied & Somewhat Satisfied	<ul style="list-style-type: none"> Very satisfied Somewhat satisfied Somewhat dissatisfied Not sure 	Program Benefits	A Great Extent & Some Extent	<ul style="list-style-type: none"> Not applicable No extent at all Some extent A great extent
------------------------------	-------------------------------------	---	-------------------------	------------------------------	---



Satisfaction with Sask Polytech

Are you satisfied with your decision to attend Sask Polytech? Would you recommend Sask Polytech to others? Would you recommend your program to others?



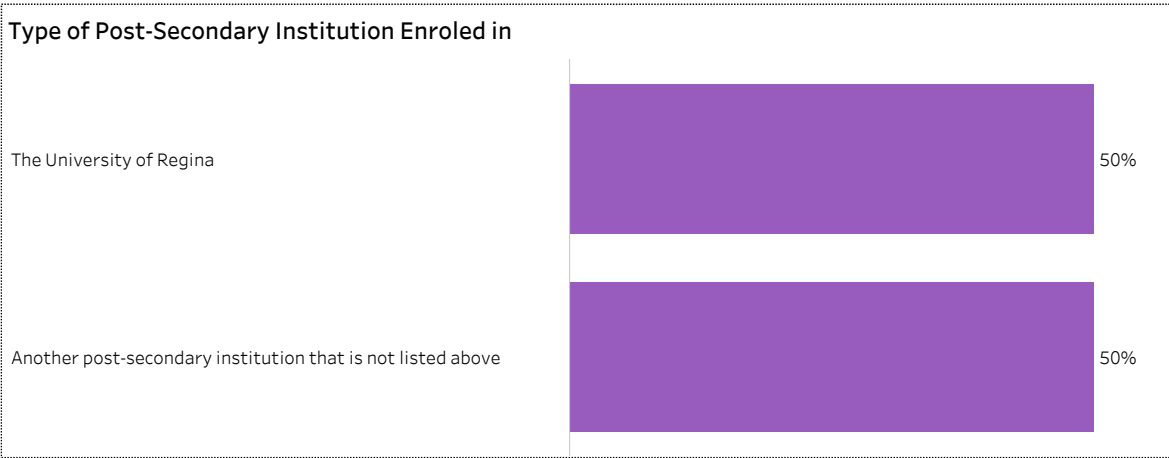
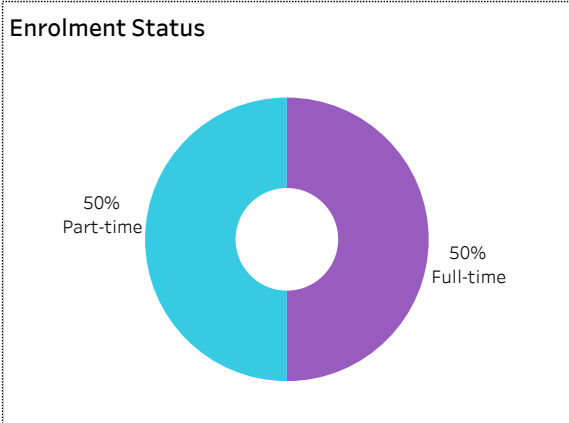
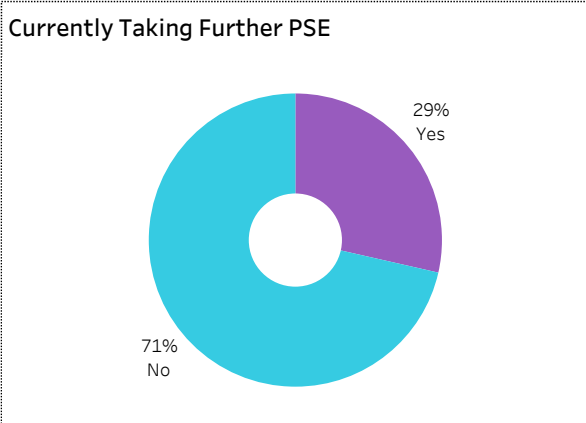


2019-20 Graduate Follow-up Survey Summary of Results (page 5/5) Further Post-Secondary Education



[Click on button to RESET Filters](#)

Number of Respondents: **7**
School: **Information & Communication Technology** | Program: **Web Site Design & Development** | Credential: **Applied Certificate** |
Admin Campus: **Prince Albert** | Base/CE: **Base** | Indigenous: **Non-Indigenous**



Among the students who pursued further education, 25% indicated the program was not related to the one they completed at Sask Polytech. Common reasons cited by the graduates who were studying in an unrelated field were to be able to change career choice, to have more/better career choices, and difficulty of finding employment in their previous field of study.

Institutional Research and Analysis



School of Mining, Energy & Manufacturing



2019-20 Graduate Follow-up Survey Summary of Results (page 1/5) Respondent Profile




[Click on button to RESET Filters](#)

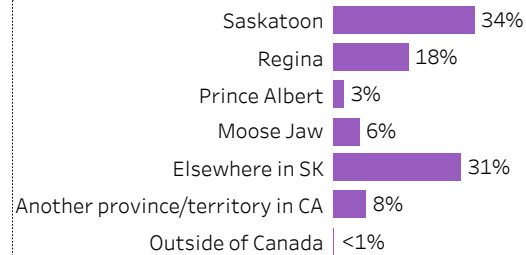
Number of Respondents
268

School: **Mining, Energy & Manufacturing** | Program: **All** | Credential: **All** | Admin Campus: **All** | Base/CE: **All** |
Indigenous: **All**

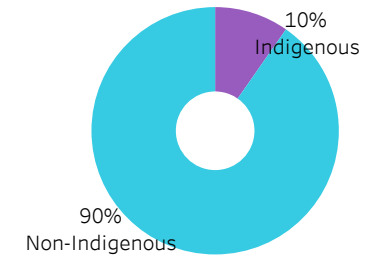
School



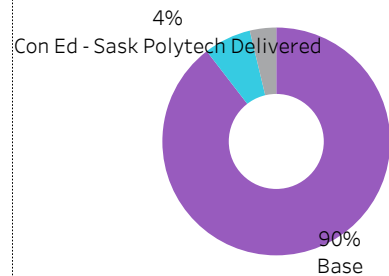
Location of Current Residence



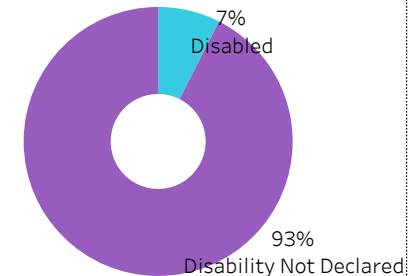
Indigenous Status



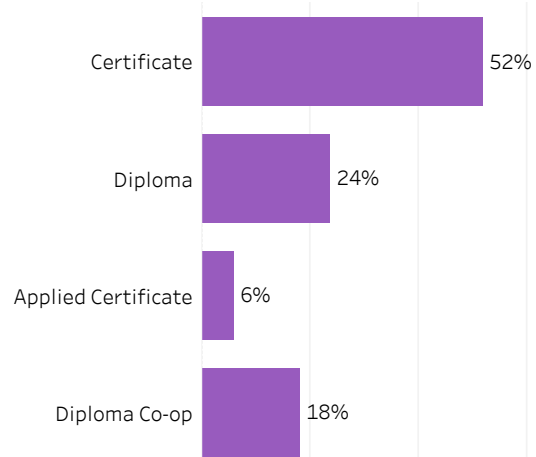
Base/CE



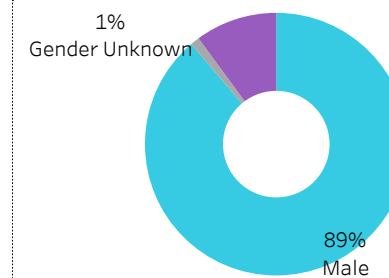
Disability



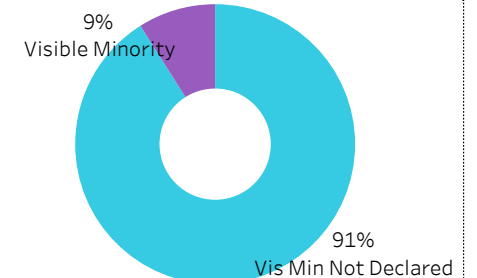
Credentials



Gender



Visible Minority





2019-20 Graduate Follow-up Survey Summary of Results (page 2/5) Graduate Employment



[Click on button to RESET Filters](#)

Number of Respondents
268

School: **Mining, Energy & Manufacturing** | Program: **All** | Credential: **All** | Admin Campus: **All** | Base/CE: **All** | Indigenous: **All**

Overall Employment Rate

#Available Workforce	# of Grads Employed	Employment Rate	# of Fulltime Employed Grads	Full-time Employment Rate
249	221	89%	204	82%

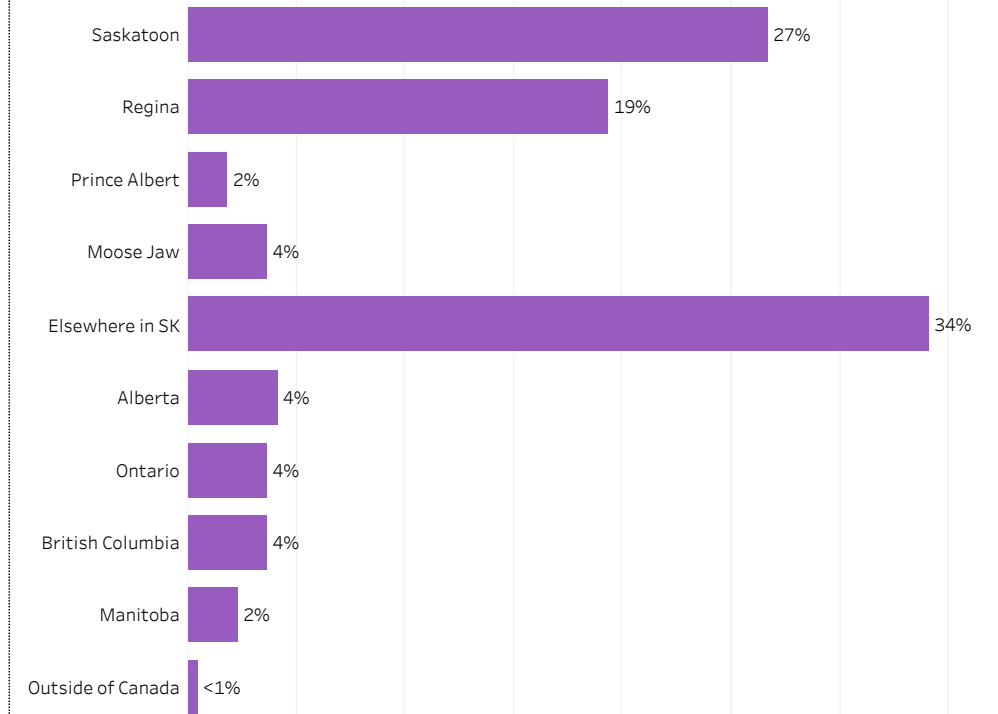
Training Related (TR) Employment

#Available Workforce	# of TR Employed Grads	TR Employment Rate	# of Fulltime TR Employed Grads	Full-time TR Employment Rate
249	158	63%	154	62%

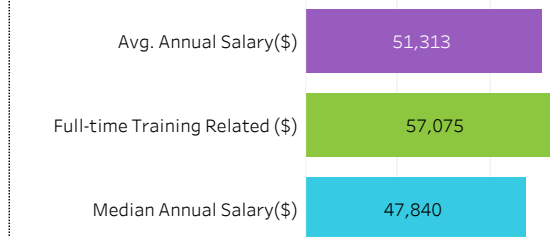
Average Salaries by Location of Employment



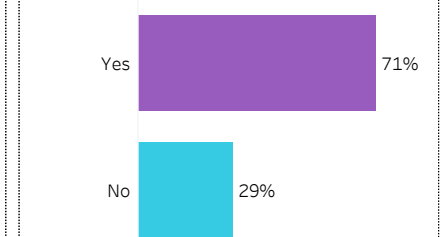
Location of Employment



Average/Median Salary



Relatedness of Job to Training



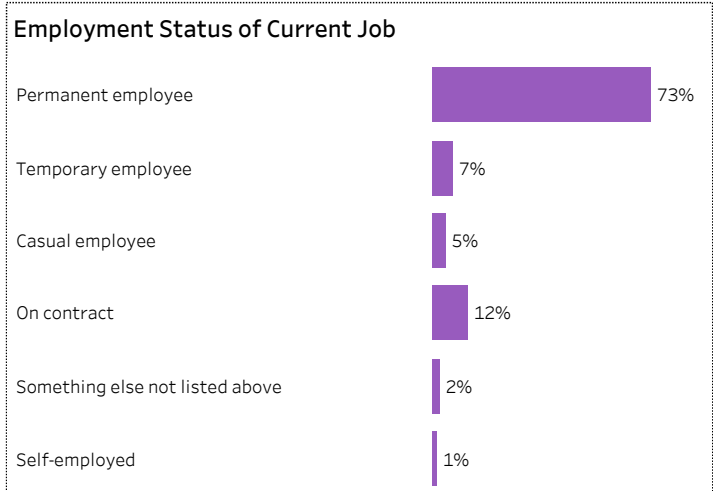
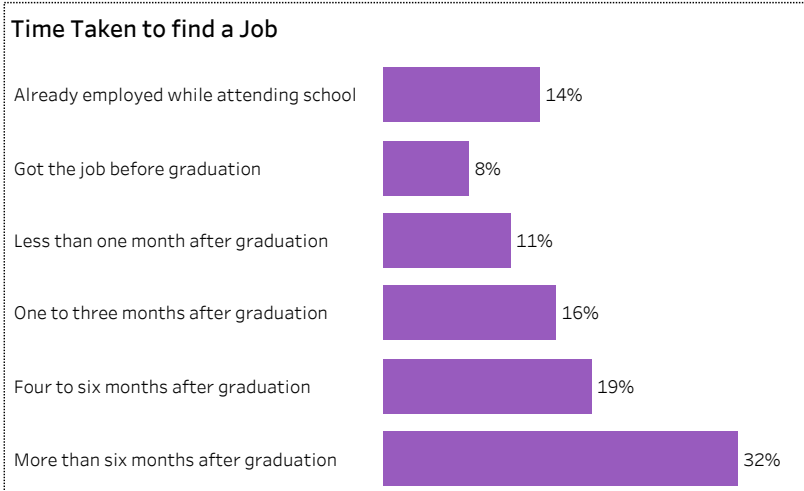
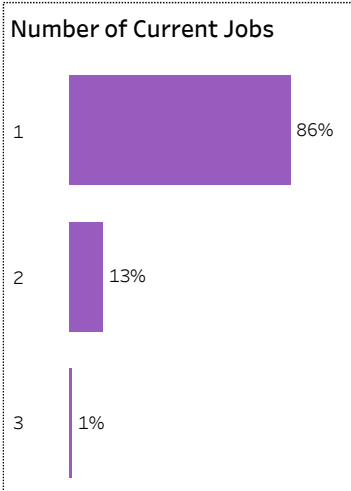
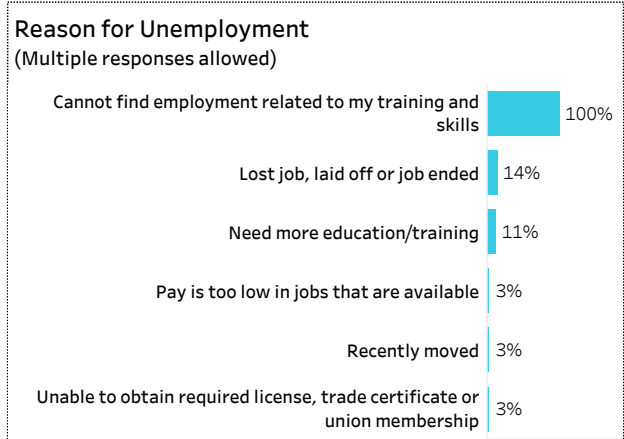
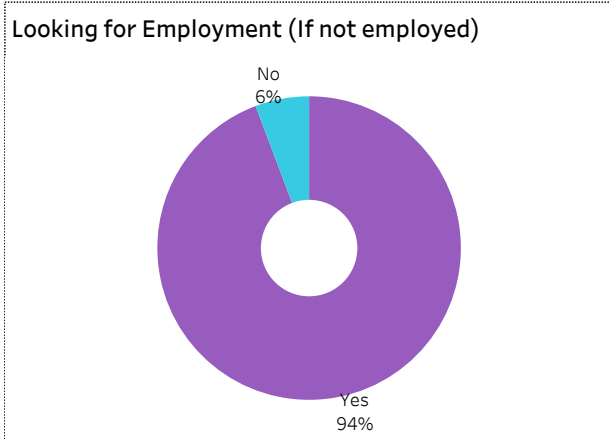
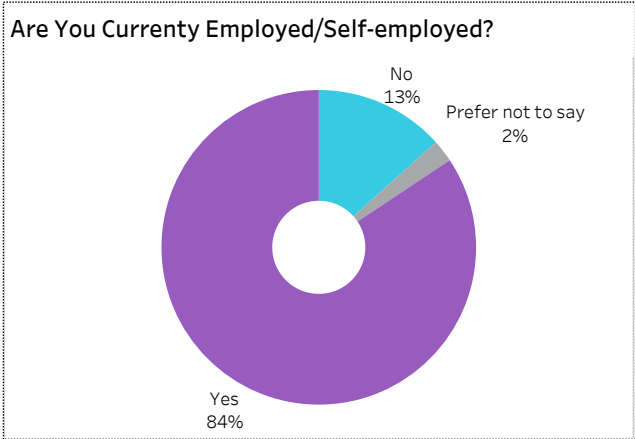


2019-20 Graduate Follow-up Survey Summary of Results (page 3/5) Graduate Employment (continued)



[Click on button to RESET Filters](#)

Number of Respondents **268** | School: **Mining, Energy & Manufacturing** | Program: **All** | Credential: **All** | Admin Campus: **All** | Base/CE: **All** | Indigenous: **All**





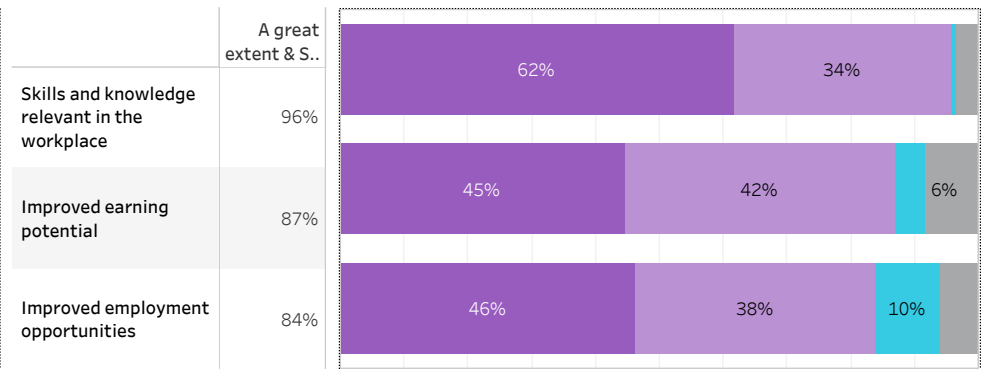
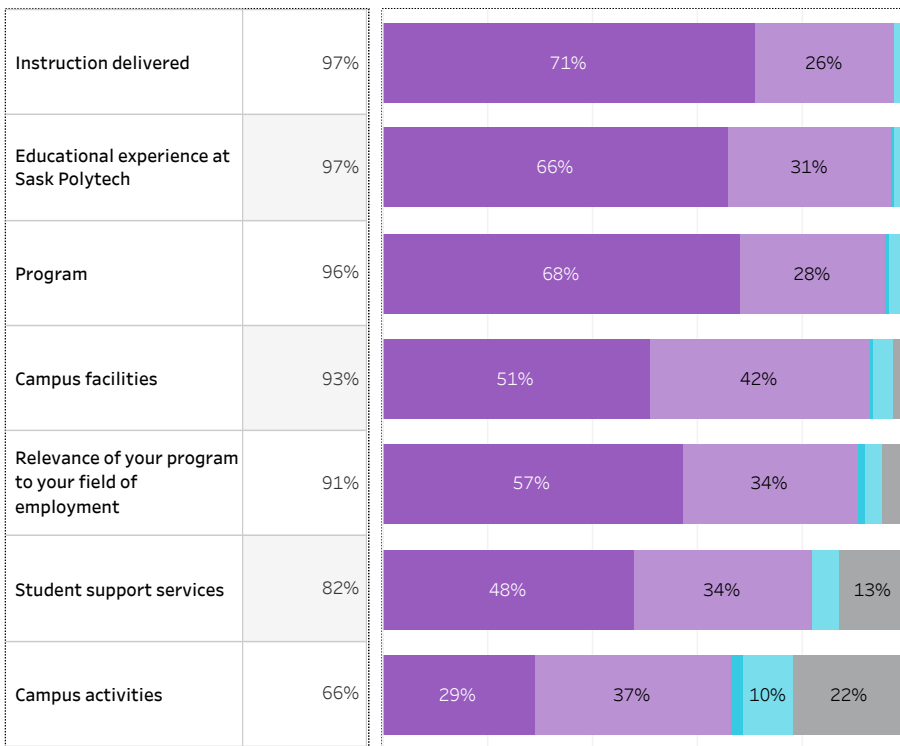
2019-20 Graduate Follow-up Survey Summary of Results (page 4/5) Satisfaction and Program Benefits



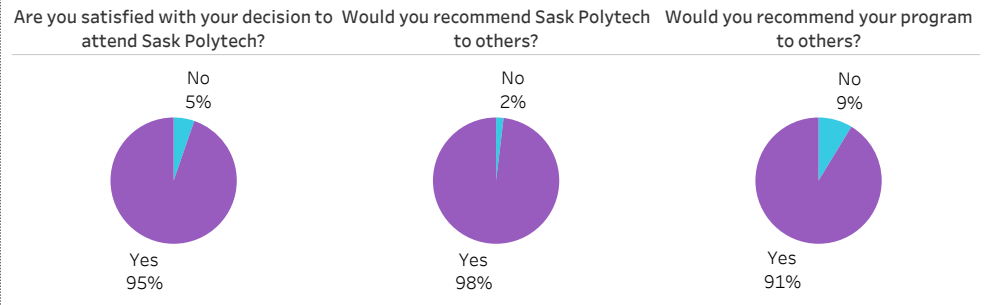
Click on button to RESET Filters

Number of Respondents 268	School: Mining, Energy & Manufacturing Program: All Credential: All Admin Campus: All Base/CE: All Indigenous: All
-------------------------------------	--

Level of Satisfaction	Very Satisfied & Somewhat Satisfied	Very dissatisfied & Somewhat dissatisfied	Not sure	Program Benefits	A Great Extent & Some Extent	No extent at all	Not applicable	Not sure
-----------------------	-------------------------------------	---	----------	------------------	------------------------------	------------------	----------------	----------



Satisfaction with Sask Polytech



Institutional Research and Analysis



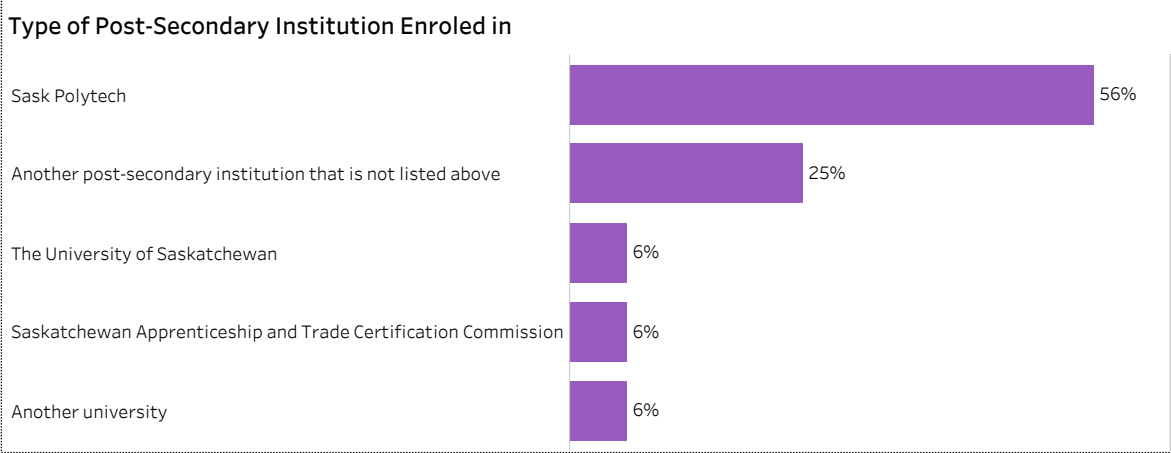
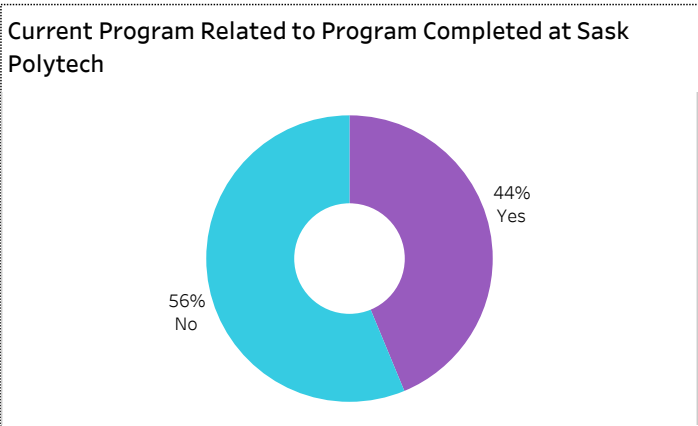
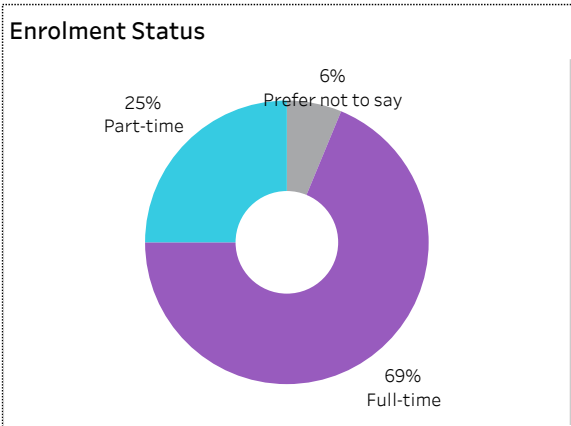
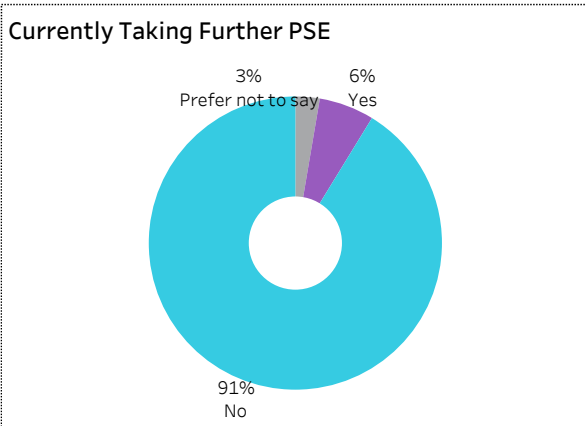
2019-20 Graduate Follow-up Survey Summary of Results (page 5/5) Further Post-Secondary Education



[Click on button to RESET Filters](#)

Number of Respondents
268

School: **Mining, Energy & Manufacturing** | Program: **All** | Credential: **All** | Admin Campus: **All** | Base/CE: **All** | Indigenous: **All**



Among the students who pursued further education, 25% indicated the program was not related to the one they completed at Sask Polytech. Common reasons cited by the graduates who were studying in an unrelated field were to be able to change career choice, to have more/better career choices, and difficulty of finding employment in their previous field of study.

Institutional Research and Analysis

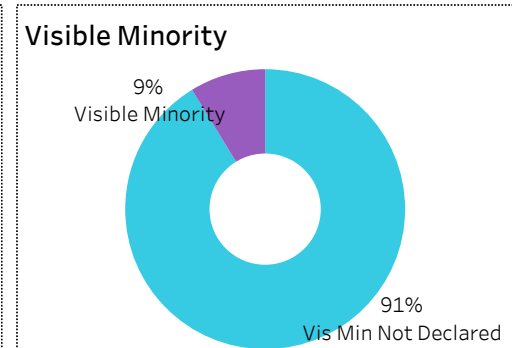
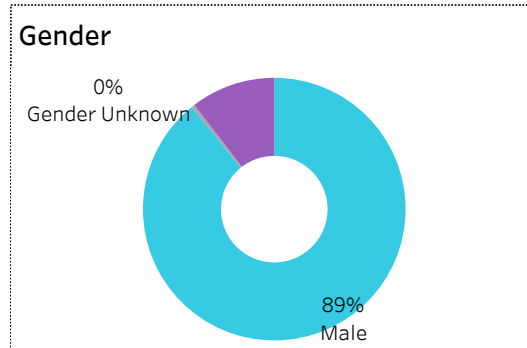
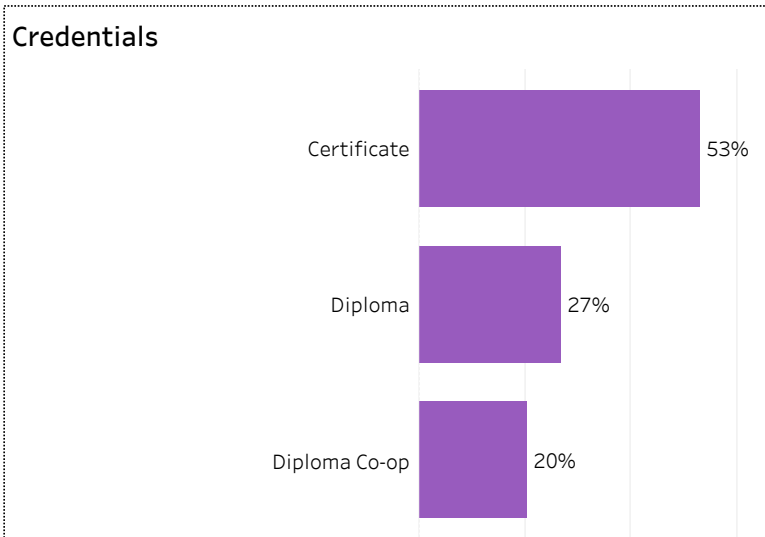
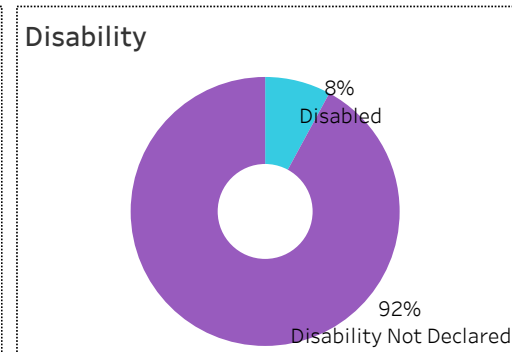
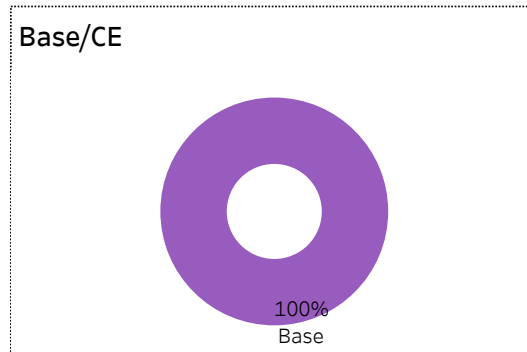
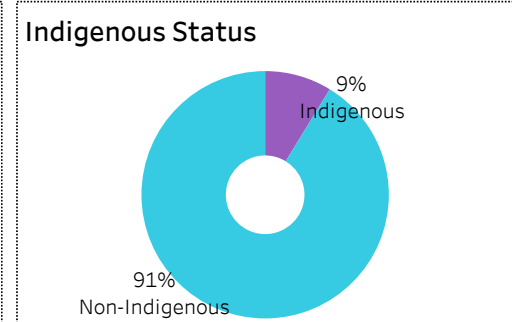
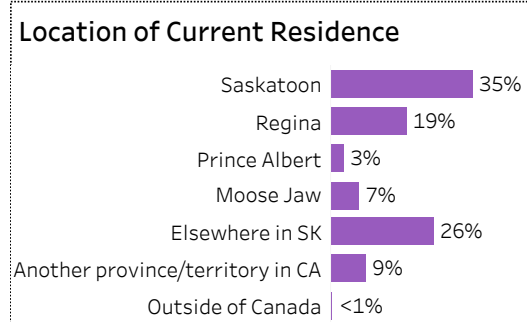



2019-20 Graduate Follow-up Survey Summary of Results (page 1/5) Respondent Profile



[Click on button to RESET Filters](#)

Number of Respondents **240** | School: **Mining, Energy & Manufacturing** | Program: **All** | Credential: **All** | Admin Campus: **All** | Base/CE: **Base** | Indigenous: **All**





2019-20 Graduate Follow-up Survey Summary of Results (page 2/5) Graduate Employment



[Click on button to RESET Filters](#)

Number of Respondents
240

School: **Mining, Energy & Manufacturing** | Program: **All** | Credential: **All** | Admin Campus: **All** | Base/CE: **Base** | Indigenous: **All**

Overall Employment Rate

#Available Workforce	# of Grads Employed	Employment Rate	# of Fulltime Employed Grads	Full-time Employment Rate
224	202	90%	186	83%

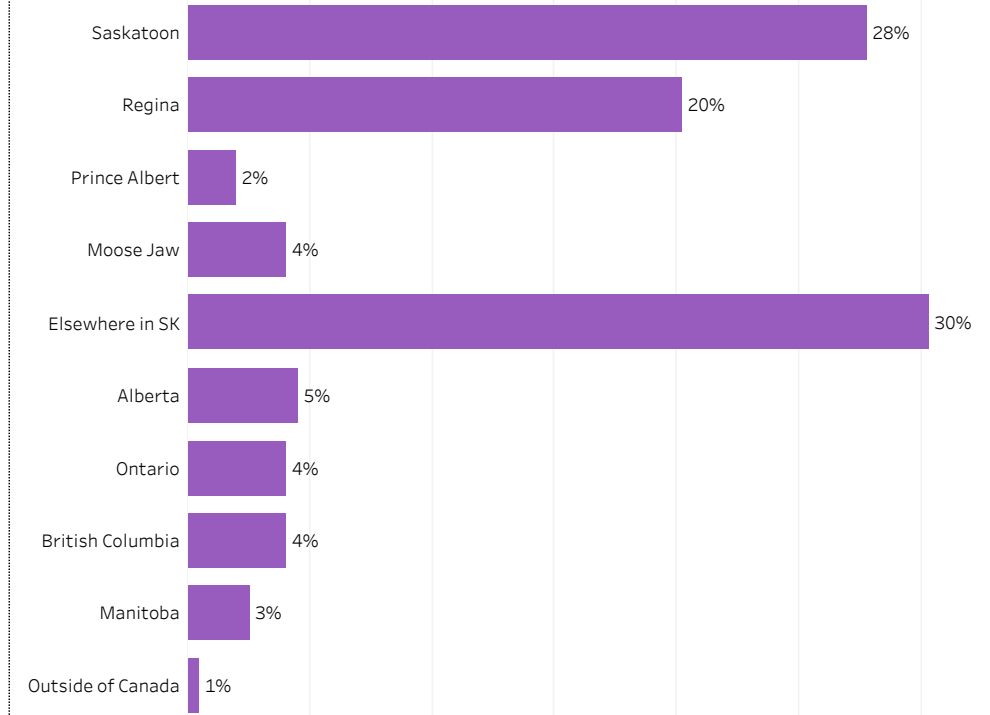
Training Related (TR) Employment

#Available Workforce	# of TR Employed Grads	TR Employment Rate	# of Fulltime TR Employed Grads	Full-time TR Employment Rate
224	144	64%	140	63%

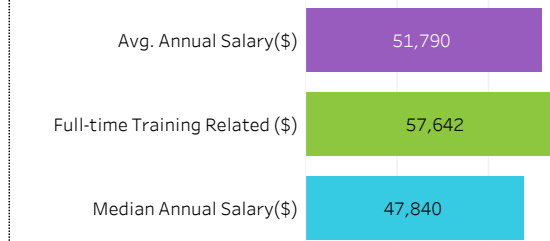
Average Salaries by Location of Employment



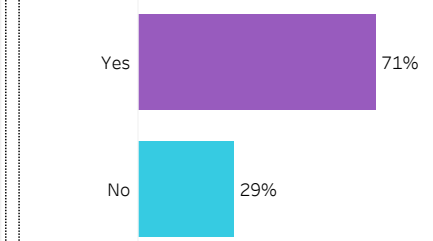
Location of Employment



Average/Median Salary



Relatedness of Job to Training



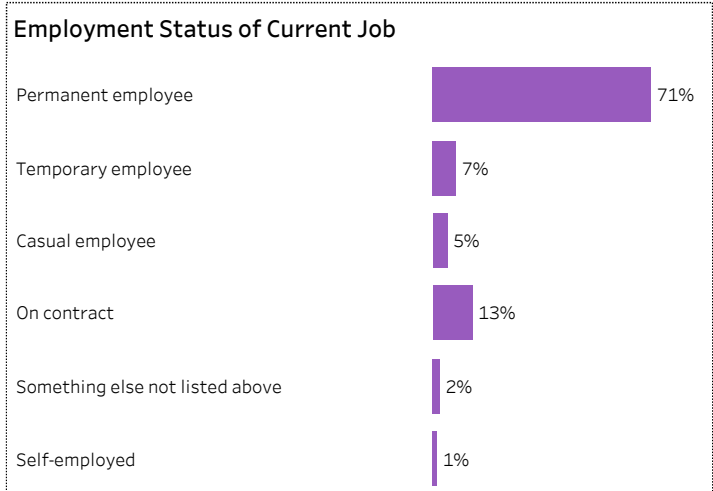
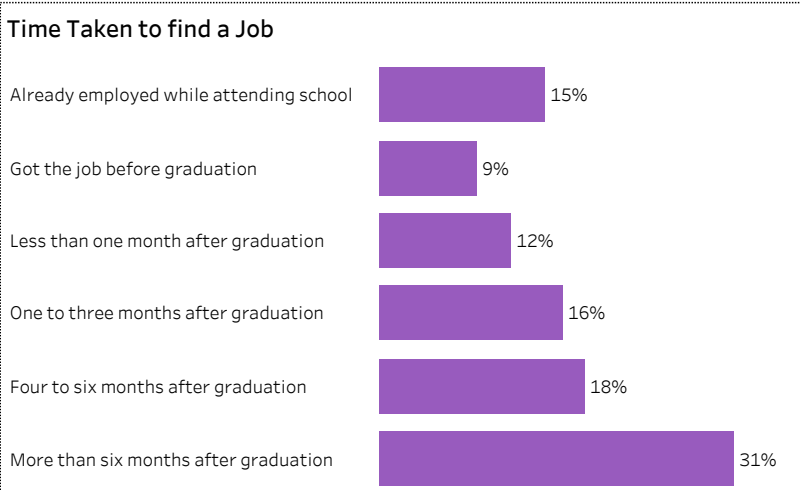
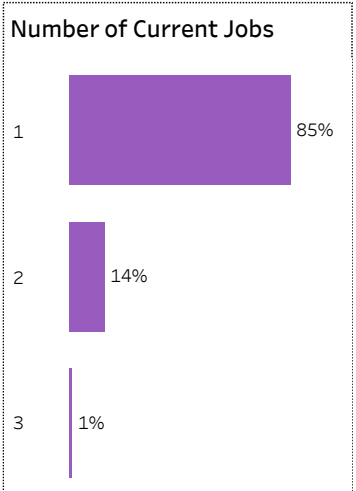
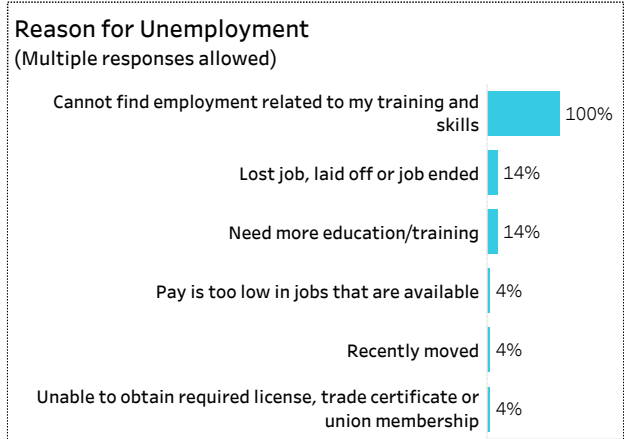
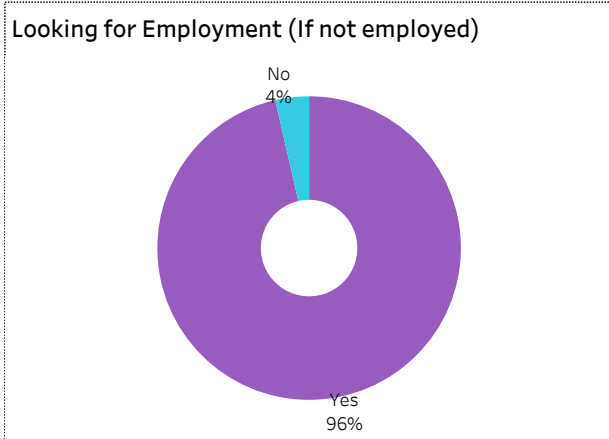
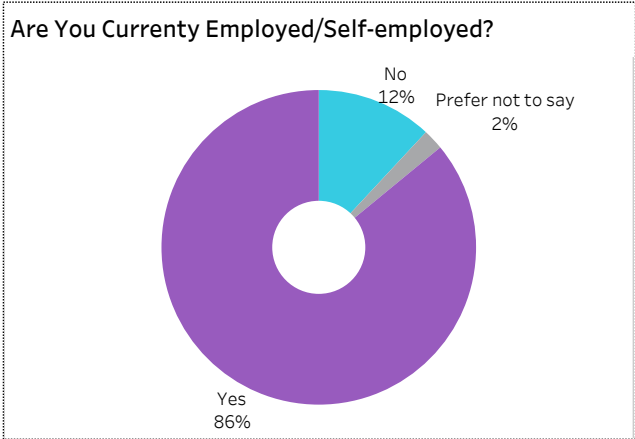


2019-20 Graduate Follow-up Survey Summary of Results (page 3/5) Graduate Employment (continued)



[Click on button to RESET Filters](#)

Number of Respondents **240** | School: **Mining, Energy & Manufacturing** | Program: **All** | Credential: **All** | Admin Campus: **All** | Base/CE: **Base** | Indigenous: **All**





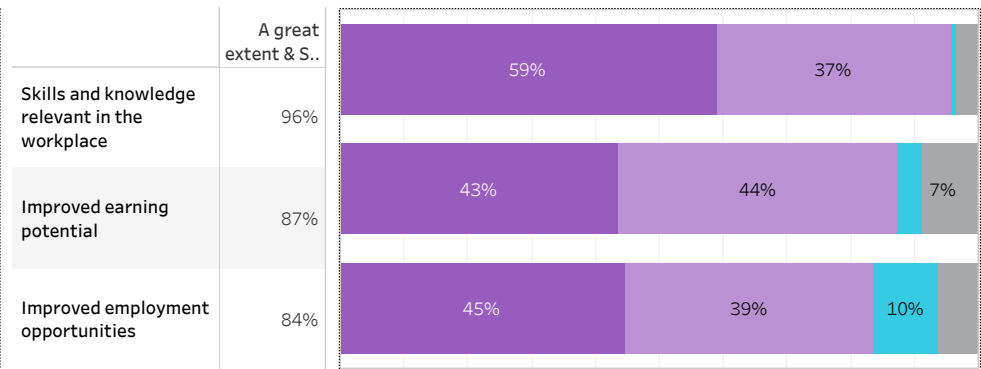
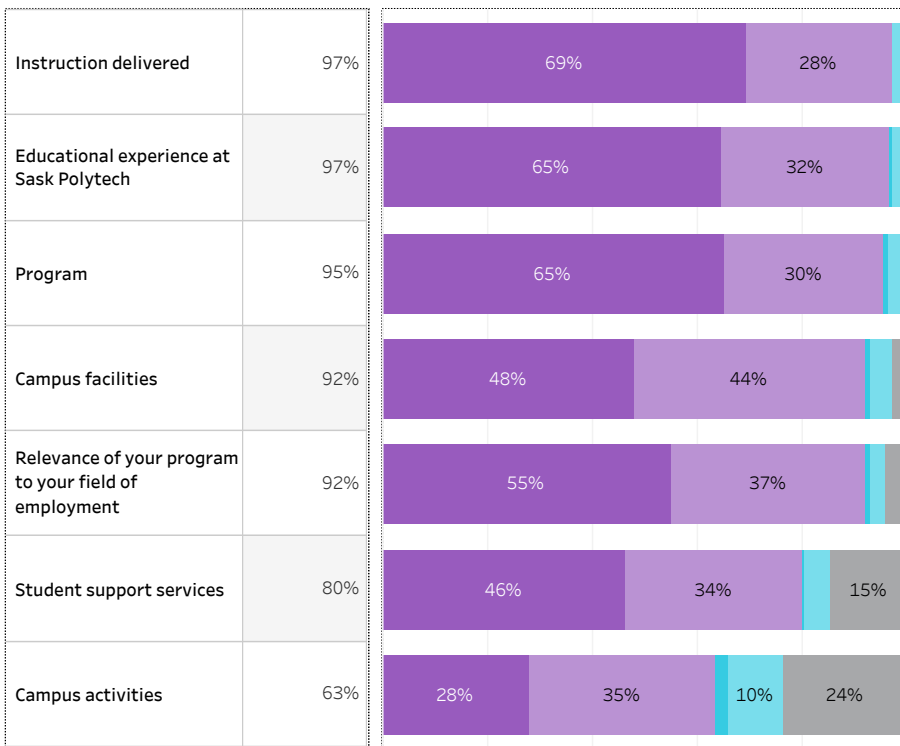
2019-20 Graduate Follow-up Survey Summary of Results (page 4/5) Satisfaction and Program Benefits



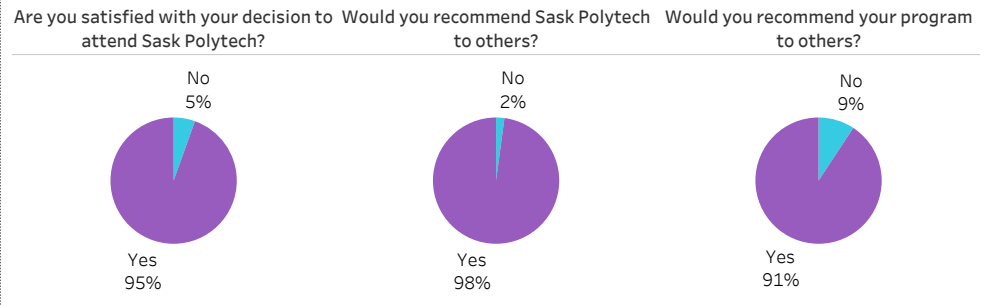
Click on button to RESET Filters

Number of Respondents 240	School: Mining, Energy & Manufacturing Program: All Credential: All Admin Campus: All Base/CE: Base Indigenous: All
-------------------------------------	---

Level of Satisfaction	Very Satisfied & Somewhat Satisfied	<ul style="list-style-type: none"> Very satisfied Somewhat satisfied Very dissatisfied Somewhat dissatisfied Not sure 	Program Benefits	A Great Extent & Some Extent	<ul style="list-style-type: none"> A great extent Some extent No extent at all Not sure Not applicable
------------------------------	-------------------------------------	--	-------------------------	------------------------------	---



Satisfaction with Sask Polytech



Institutional Research and Analysis



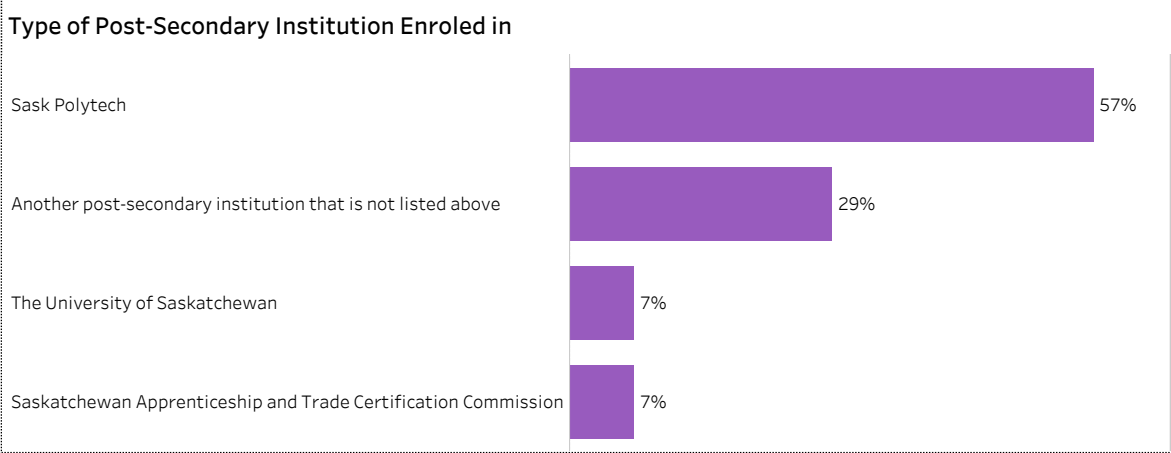
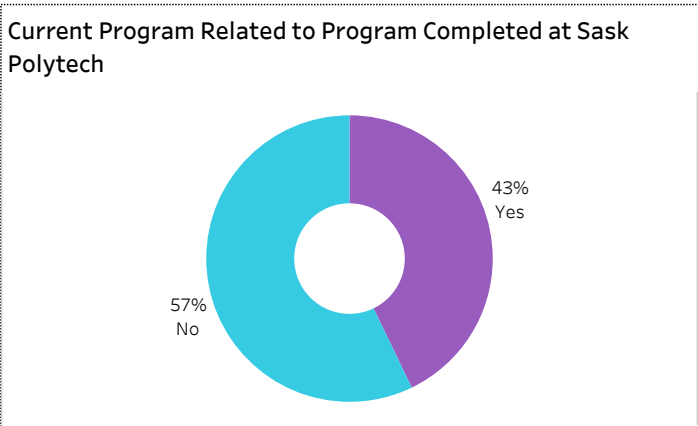
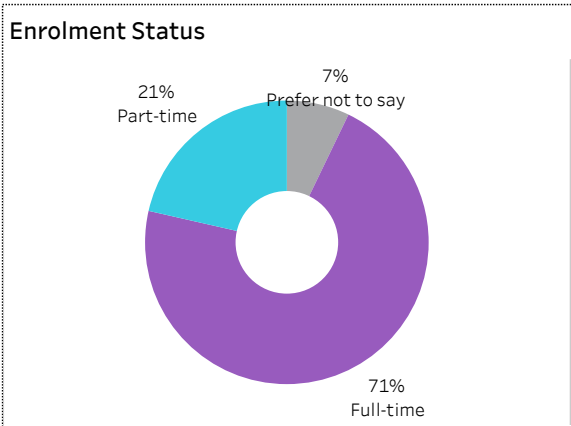
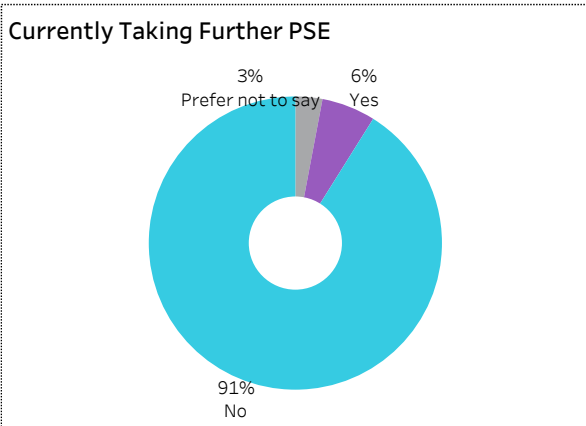
2019-20 Graduate Follow-up Survey Summary of Results (page 5/5) Further Post-Secondary Education



[Click on button to RESET Filters](#)

Number of Respondents
240

School: **Mining, Energy & Manufacturing** | Program: **All** | Credential: **All** | Admin Campus: **All** | Base/CE: **Base** | Indigenous: **All**



Among the students who pursued further education, 25% indicated the program was not related to the one they completed at Sask Polytech. Common reasons cited by the graduates who were studying in an unrelated field were to be able to change career choice, to have more/better career choices, and difficulty of finding employment in their previous field of study.

Institutional Research and Analysis



2019-20 Graduate Follow-up Survey Summary of Results (page 1/5) Respondent Profile



[Click on button to RESET Filters](#)


Number of Respondents
10

School: **Mining, Energy & Manufacturing** | Program: **All** | Credential: **All** | Admin Campus: **All** | Base/CE: **Con Ed - Sask Polytech Delivered** | Indigenous: **All**

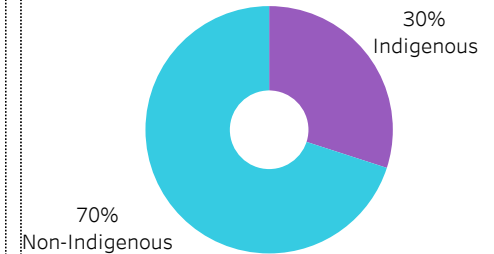
School



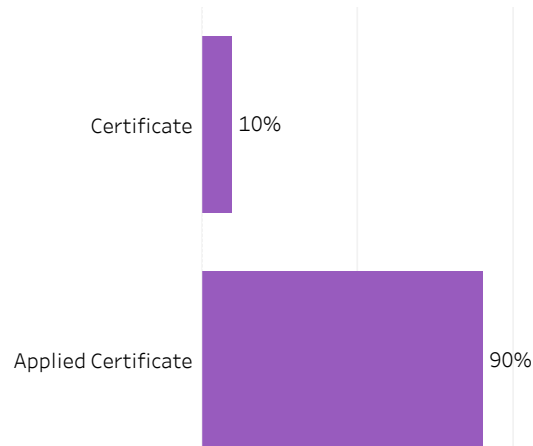
Location of Current Residence



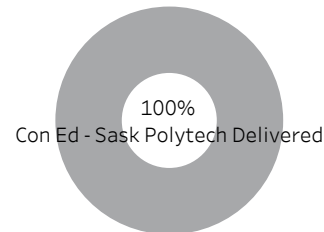
Indigenous Status



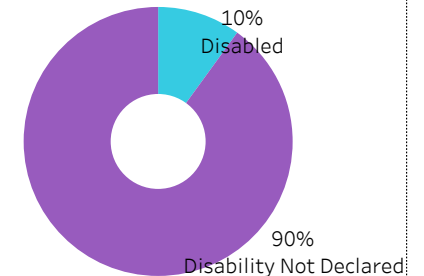
Credentials



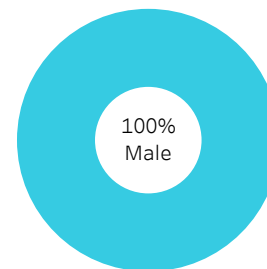
Base/CE



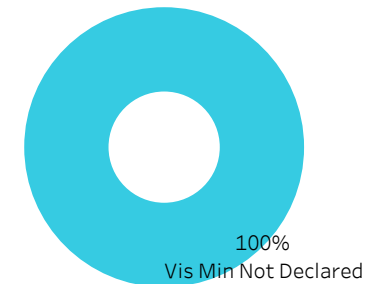
Disability



Gender



Visible Minority





2019-20 Graduate Follow-up Survey Summary of Results (page 2/5) Graduate Employment



[Click on button to RESET Filters](#)

Number of Respondents
10

School: **Mining, Energy & Manufacturing** | Program: **All** | Credential: **All** | Admin Campus: **All** | Base/CE: **Con Ed - Sask Polytech Delivered** | Indigenous: **All**

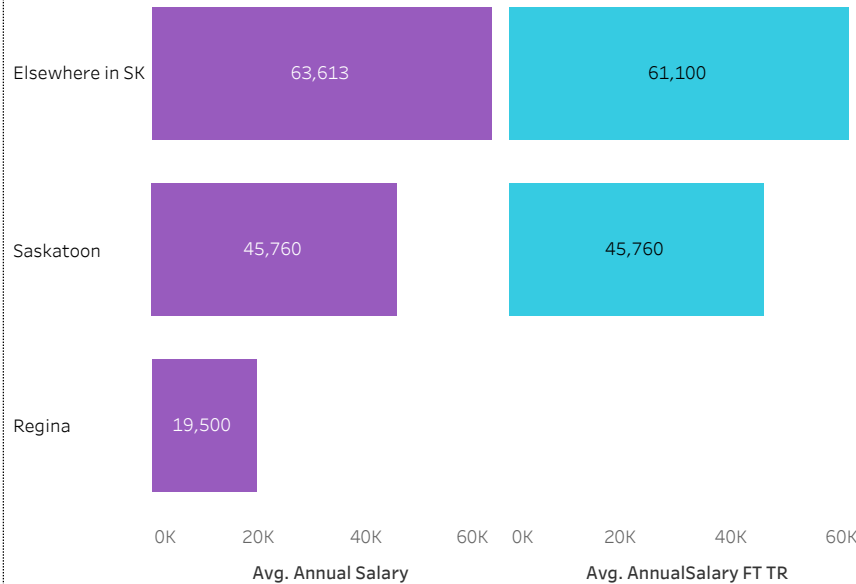
Overall Employment Rate

#Available Workforce	# of Grads Employed	Employment Rate	# of Fulltime Employed Grads	Full-time Employment Rate
9	6	67%	6	67%

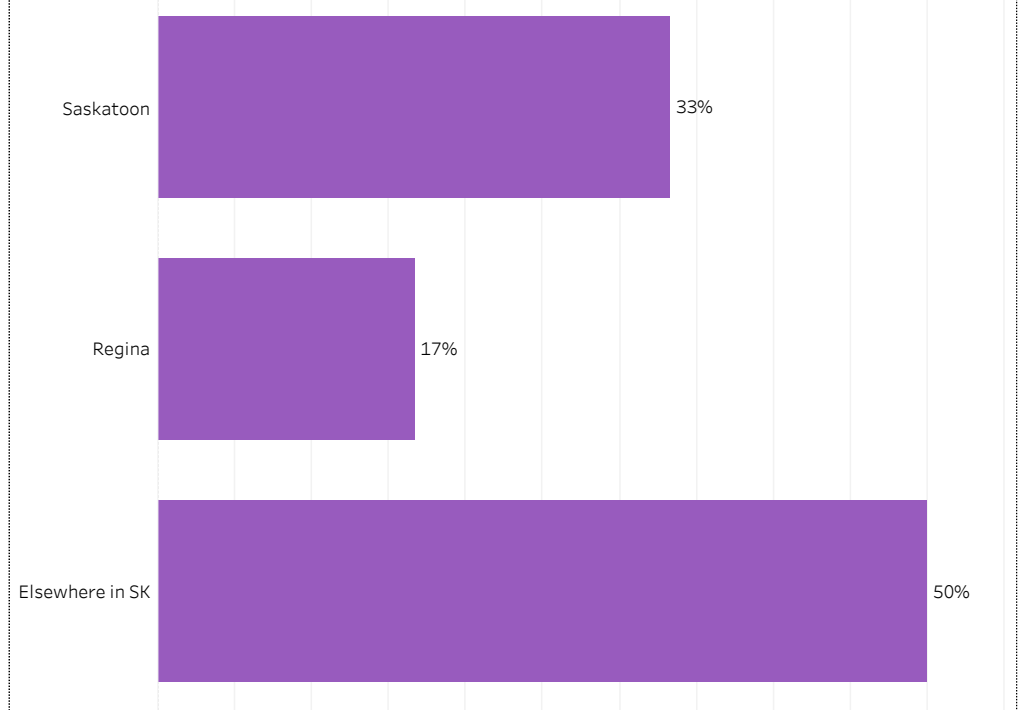
Training Related (TR) Employment

#Available Workforce	# of TR Employed Grads	TR Employment Rate	# of Fulltime TR Employed Grads	Full-time TR Employment Rate
9	4	44%	4	44%


Average Salaries by Location of Employment



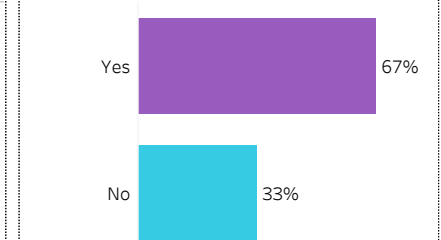
Location of Employment



Average/Median Salary



Relatedness of Job to Training





2019-20 Graduate Follow-up Survey Summary of Results (page 3/5) Graduate Employment (continued)

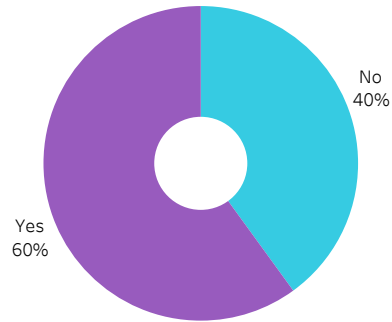


[Click on button to RESET Filters](#)

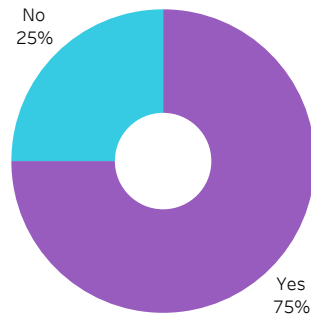
Number of Respondents
10

School: **Mining, Energy & Manufacturing** | Program: **All** | Credential: **All** | Admin Campus: **All** | Base/CE: **Con Ed - Sask Polytech Delivered** | Indigenous: **All**

Are You Currenty Employed/Self-employed?



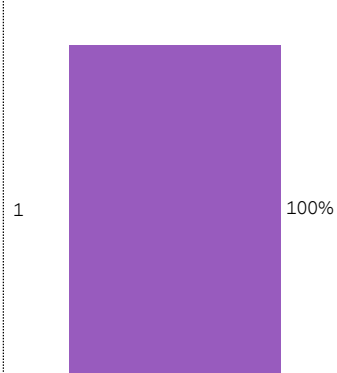
Looking for Employment (If not employed)



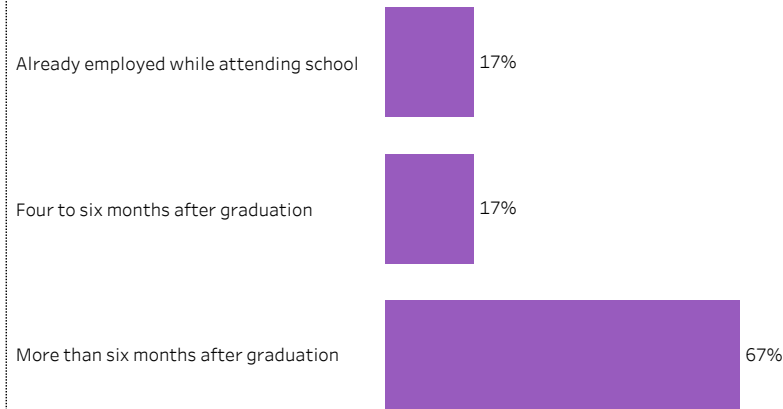
Reason for Unemployment (Multiple responses allowed)



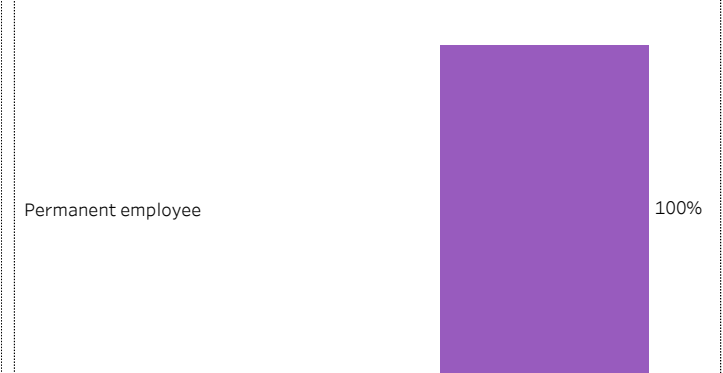
Number of Current Jobs



Time Taken to find a Job



Employment Status of Current Job





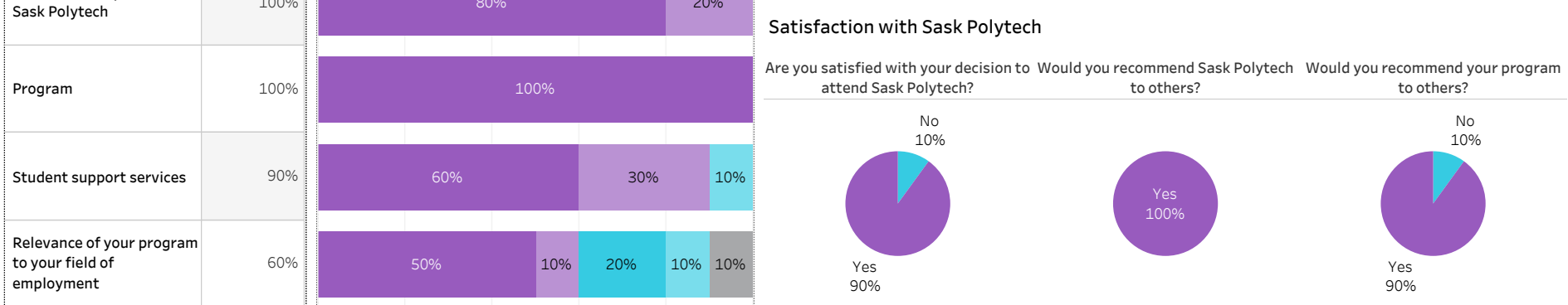
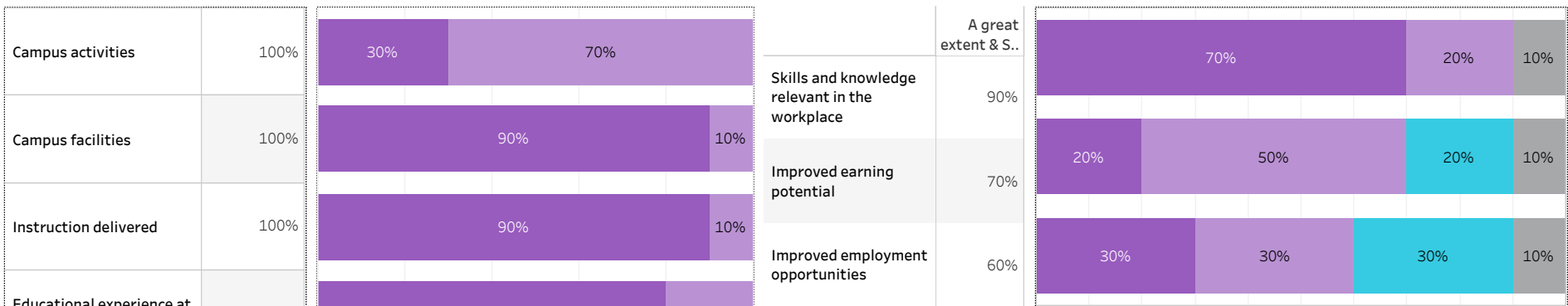
2019-20 Graduate Follow-up Survey Summary of Results (page 4/5) Satisfaction and Program Benefits



Click on button to RESET Filters

Number of Respondents 10	School: Mining, Energy & Manufacturing Program: All Credential: All Admin Campus: All Base/CE: Con Ed - Sask Polytech Delivered Indigenous: All
------------------------------------	---

Level of Satisfaction	Very Satisfied & Somewhat Satisfied	<ul style="list-style-type: none"> Very satisfied Somewhat satisfied Very dissatisfied Somewhat dissatisfied Not sure 	Program Benefits	A Great Extent & Some Extent	<ul style="list-style-type: none"> Not applicable No extent at all Some extent A great extent
------------------------------	-------------------------------------	--	-------------------------	------------------------------	---



Institutional Research and Analysis




2019-20 Graduate Follow-up Survey Summary of Results (page 5/5) Further Post-Secondary Education



[Click on button to RESET Filters](#)

Number of Respondents 10	School: Mining, Energy & Manufacturing Program: All Credential: All Admin Campus: All Base/CE: Con Ed - Sask Polytech Delivered Indigenous: All
------------------------------------	---

Currently Taking Further PSE 	Enrolment Status	Current Program Related to Program Completed at Sask Polytech
---	------------------	---

Type of Post-Secondary Institution Enroled in

Among the students who pursued further education, 25% indicated the program was not related to the one they completed at Sask Polytech. Common reasons cited by the graduates who were studying in an unrelated field were to be able to change career choice, to have more/better career choices, and difficulty of finding employment in their previous field of study.



2019-20 Graduate Follow-up Survey Summary of Results (page 1/5) Respondent Profile



[Click on button to RESET Filters](#)

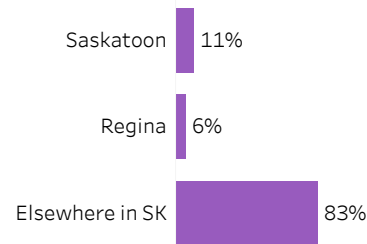
Number of Respondents
18

School: **Mining, Energy & Manufacturing** | Program: **Welding** | Credential: **All** | Admin Campus: **All** | Base/CE: **Con Ed - Brokered** | Indigenous: **All**

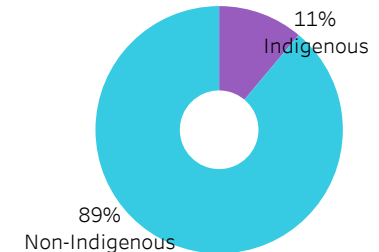
School



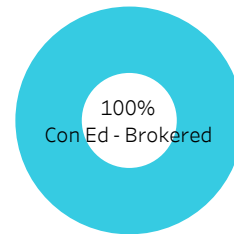
Location of Current Residence



Indigenous Status



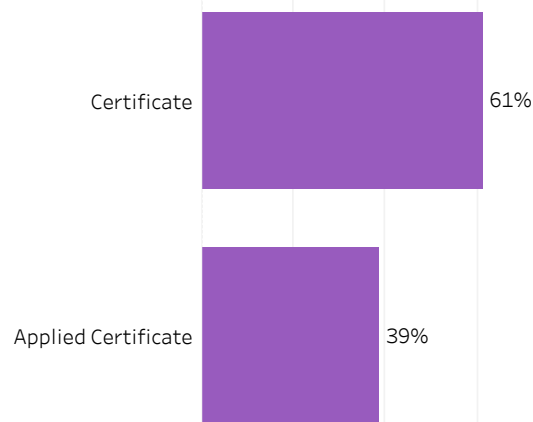
Base/CE



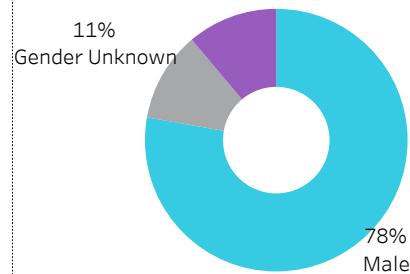
Disability



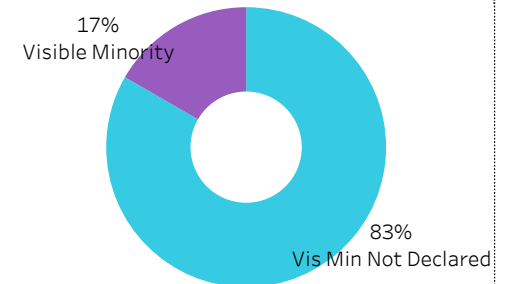
Credentials



Gender



Visible Minority





2019-20 Graduate Follow-up Survey Summary of Results (page 2/5) Graduate Employment



[Click on button to RESET Filters](#)

Number of Respondents
18

School: **Mining, Energy & Manufacturing** | Program: **Welding** | Credential: **All** | Admin Campus: **All** | Base/CE: **Con Ed - Brokered** | Indigenous: **All**

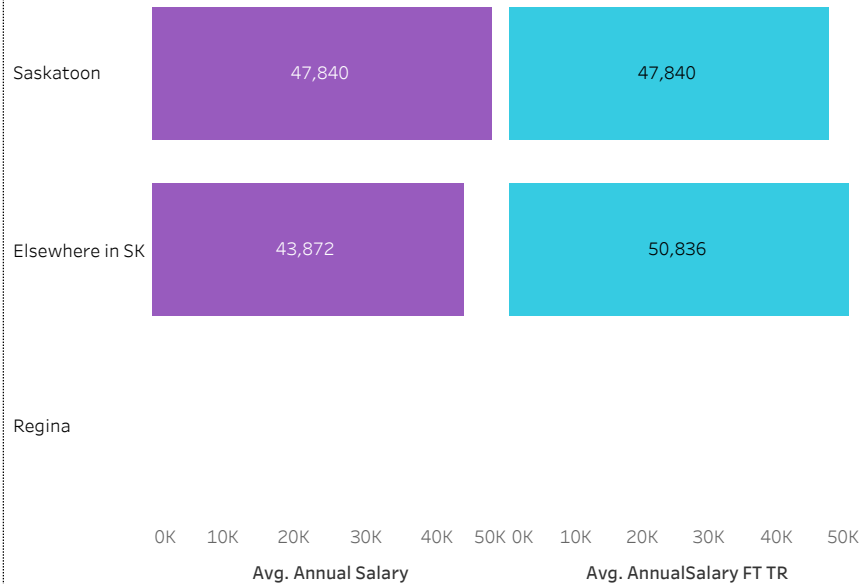
Overall Employment Rate

#Available Workforce	# of Grads Employed	Employment Rate	# of Fulltime Employed Grads	Full-time Employment Rate
16	13	81%	12	75%

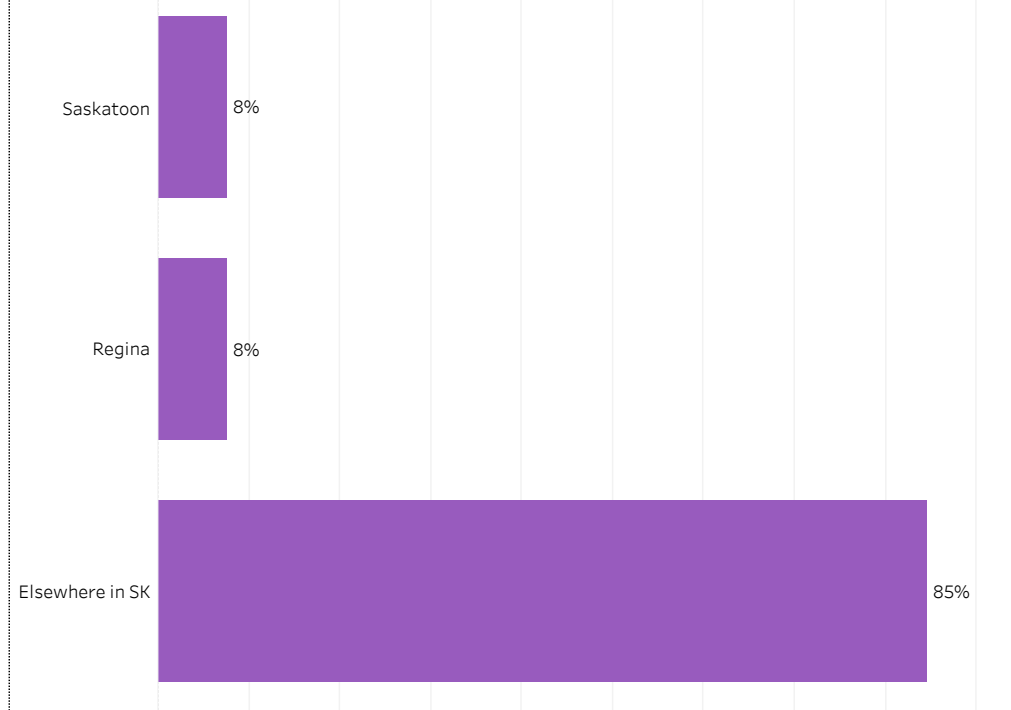
Training Related (TR) Employment

#Available Workforce	# of TR Employed Grads	TR Employment Rate	# of Fulltime TR Employed Grads	Full-time TR Employment Rate
16	10	63%	10	63%

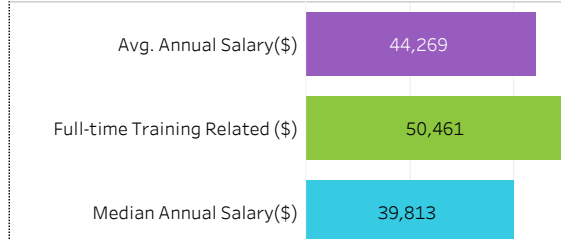
Average Salaries by Location of Employment



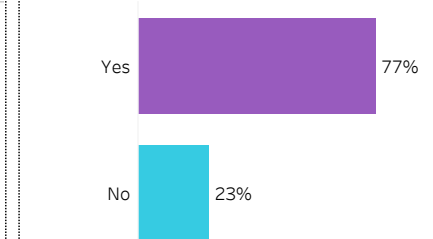
Location of Employment



Average/Median Salary



Relatedness of Job to Training



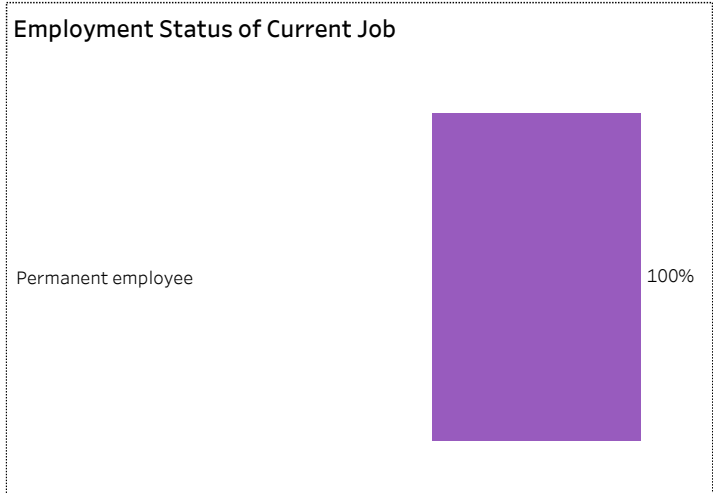
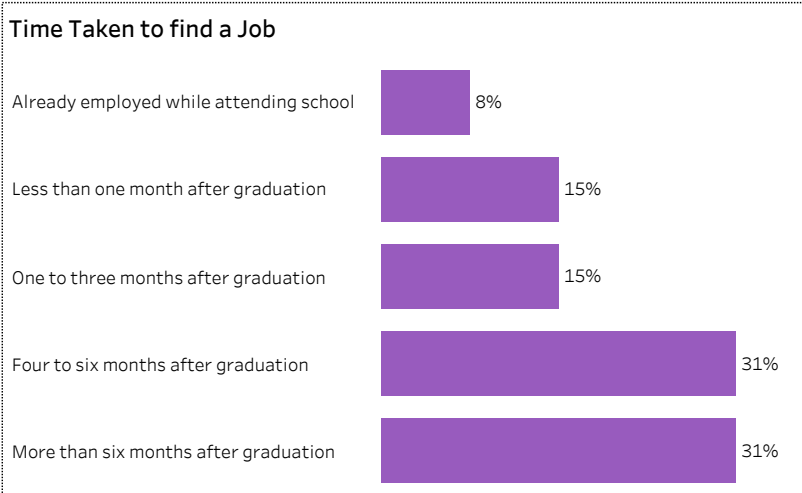
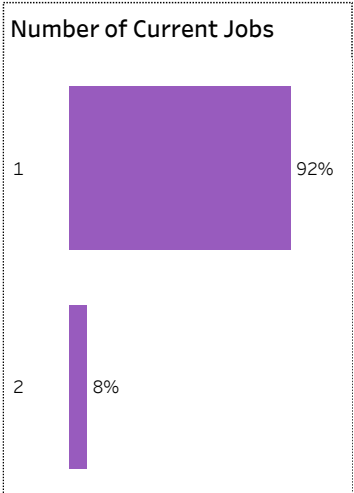
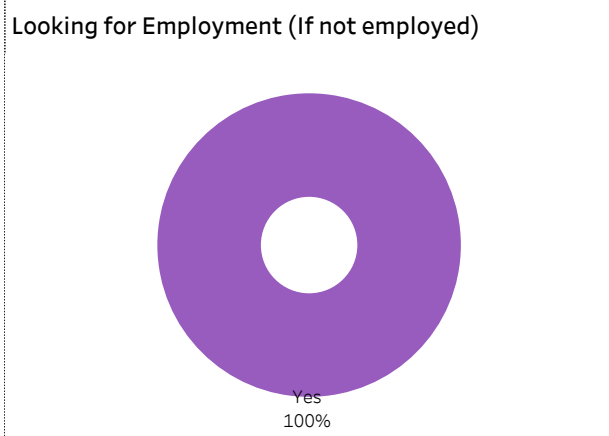
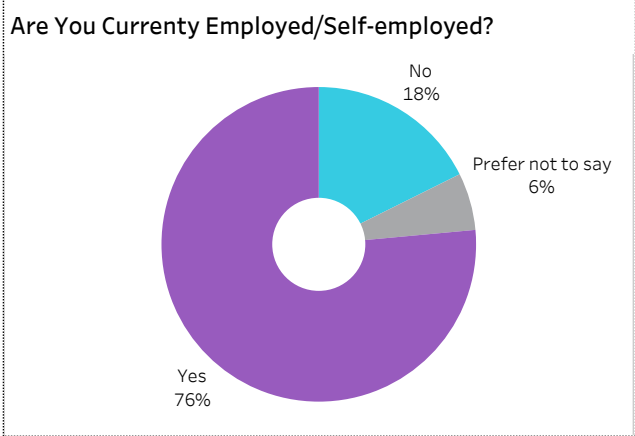


2019-20 Graduate Follow-up Survey Summary of Results (page 3/5) Graduate Employment (continued)



[Click on button to RESET Filters](#)

Number of Respondents **18** | School: **Mining, Energy & Manufacturing** | Program: **Welding** | Credential: **All** | Admin Campus: **All** | Base/CE: **Con Ed - Brokered** | Indigenous: **All**





2019-20 Graduate Follow-up Survey Summary of Results (page 4/5) Satisfaction and Program Benefits

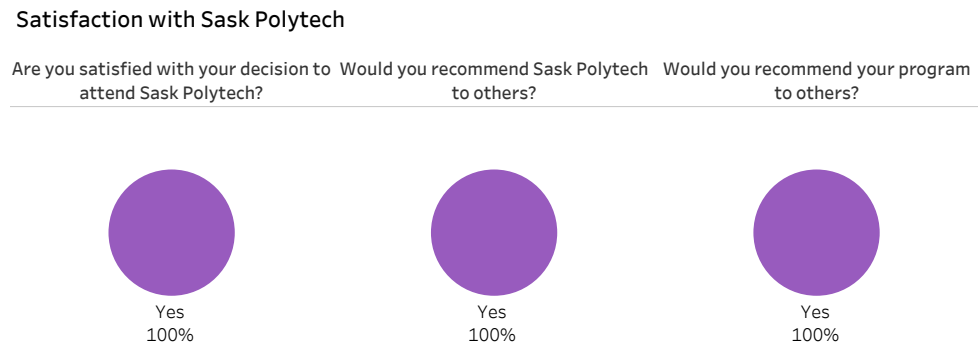


Click on button to RESET Filters

Number of Respondents 18	School: Mining, Energy & Manufacturing Program: Welding Credential: All Admin Campus: All Base/CE: Con Ed - Brokered Indigenous: All
------------------------------------	---

Level of Satisfaction	Very Satisfied & Somewhat Satisfied	<ul style="list-style-type: none"> Very satisfied Somewhat satisfied Somewhat dissatisfied Not sure 	Program Benefits	A Great Extent & Some Extent	<ul style="list-style-type: none"> No extent at all Some extent A great extent
------------------------------	-------------------------------------	---	-------------------------	------------------------------	---

Campus facilities	100%	72% Very satisfied, 28% Somewhat satisfied	Improved employment opportunities	A great extent & S..	76% A great extent, 24% Some extent
Instruction delivered	100%	83% Very satisfied, 17% Somewhat satisfied	Skills and knowledge relevant in the workplace	100%	94% A great extent, 6% Some extent
Educational experience at Sask Polytech	100%	78% Very satisfied, 22% Somewhat satisfied	Improved earning potential	94%	76% A great extent, 18% Some extent, 6% No extent at all
Program	100%	94% Very satisfied, 6% Somewhat satisfied			
Student support services	100%	61% Very satisfied, 39% Somewhat satisfied			
Campus activities	89%	44% Very satisfied, 44% Somewhat satisfied, 6% Somewhat dissatisfied, 6% Not sure			
Relevance of your program to your field of employment	89%	89% Very satisfied, 11% Somewhat satisfied			



Institutional Research and Analysis



2019-20 Graduate Follow-up Survey Summary of Results (page 5/5) Further Post-Secondary Education

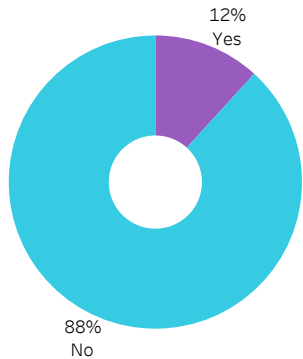


[Click on button to RESET Filters](#)

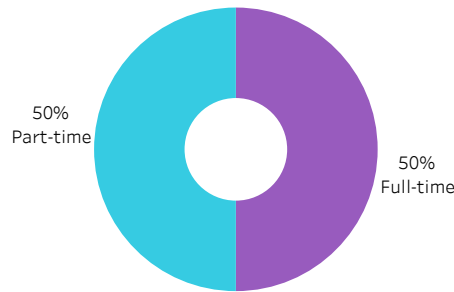
Number of Respondents
18

School: **Mining, Energy & Manufacturing** | Program: **Welding** | Credential: **All** | Admin Campus: **All** | Base/CE: **Con Ed - Brokered** |
Indigenous: **All**

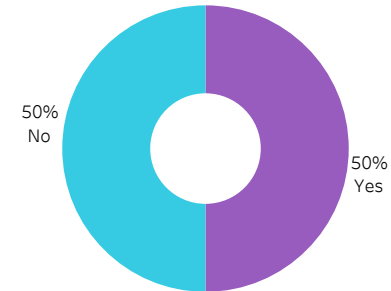
Currently Taking Further PSE




Enrolment Status



Current Program Related to Program Completed at Sask Polytech



Type of Post-Secondary Institution Enroled in



Among the students who pursued further education, 25% indicated the program was not related to the one they completed at Sask Polytech. Common reasons cited by the graduates who were studying in an unrelated field were to be able to change career choice, to have more/better career choices, and difficulty of finding employment in their previous field of study.

Institutional Research and Analysis



2019-20 Graduate Follow-up Survey Summary of Results (page 1/5) Respondent Profile



[Click on button to RESET Filters](#)

Number of Respondents
11

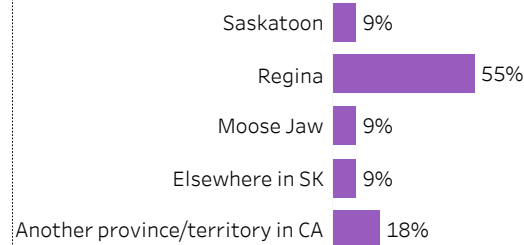
School: **Mining, Energy & Manufacturing** | Program: **Building Systems Technician** | Credential: **Certificate** | Admin
Campus: **Regina** | Base/CE: **Base** | Indigenous: **All**

School

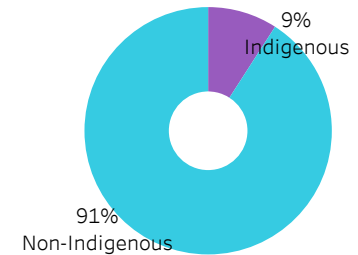
Mining, Energy & Manufacturing

100%

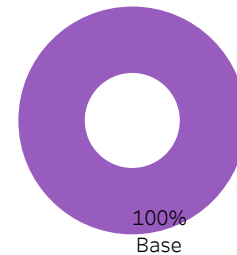
Location of Current Residence



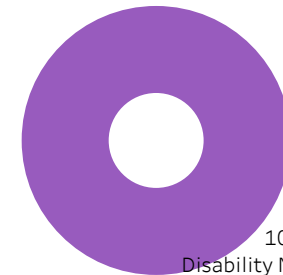
Indigenous Status



Base/CE



Disability

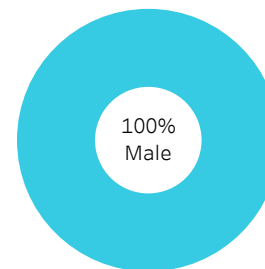


Credentials

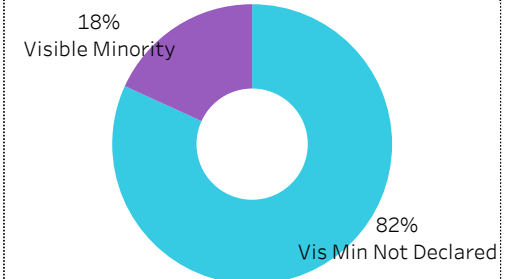
Certificate

100%

Gender



Visible Minority





2019-20 Graduate Follow-up Survey Summary of Results (page 2/5) Graduate Employment



[Click on button to RESET Filters](#)

Number of Respondents
11

School: **Mining, Energy & Manufacturing** | Program: **Building Systems Technician** | Credential: **Certificate** | Admin Campus: **Regina** | Base/CE: **Base** | Indigenous: **All**

Overall Employment Rate

#Available Workforce	# of Grads Employed	Employment Rate	# of Fulltime Employed Grads	Full-time Employment Rate
9	9	100%	7	78%

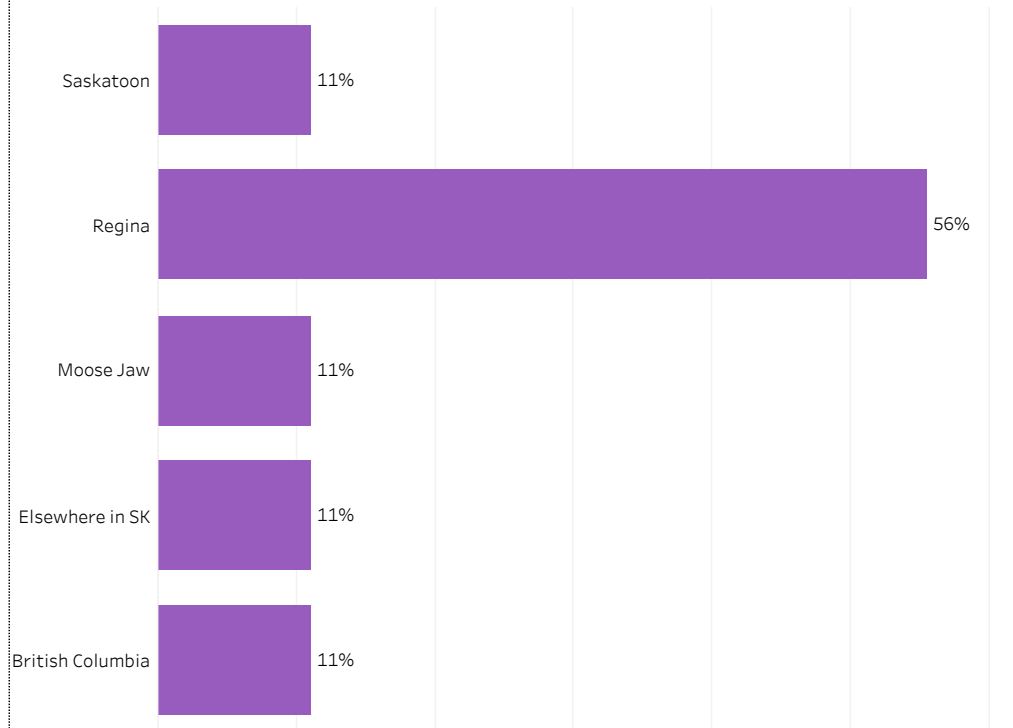
Training Related (TR) Employment

#Available Workforce	# of TR Employed Grads	TR Employment Rate	# of Fulltime TR Employed Grads	Full-time TR Employment Rate
9	5	56%	4	44%


Average Salaries by Location of Employment



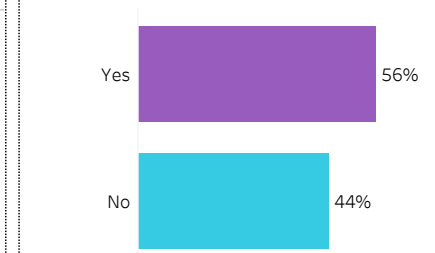
Location of Employment



Average/Median Salary



Relatedness of Job to Training



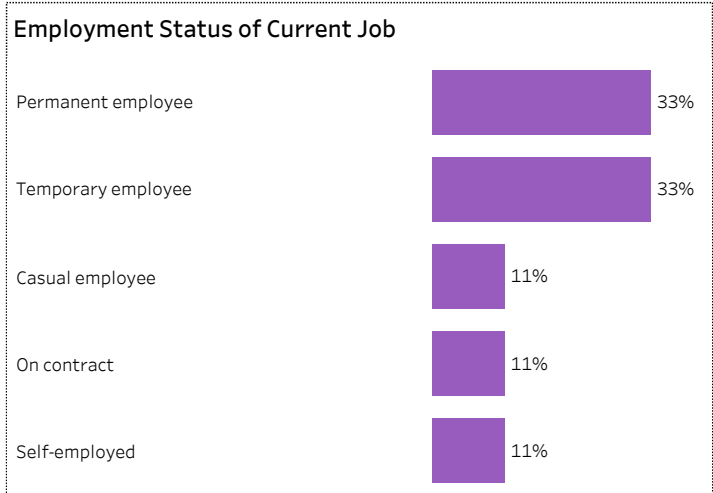
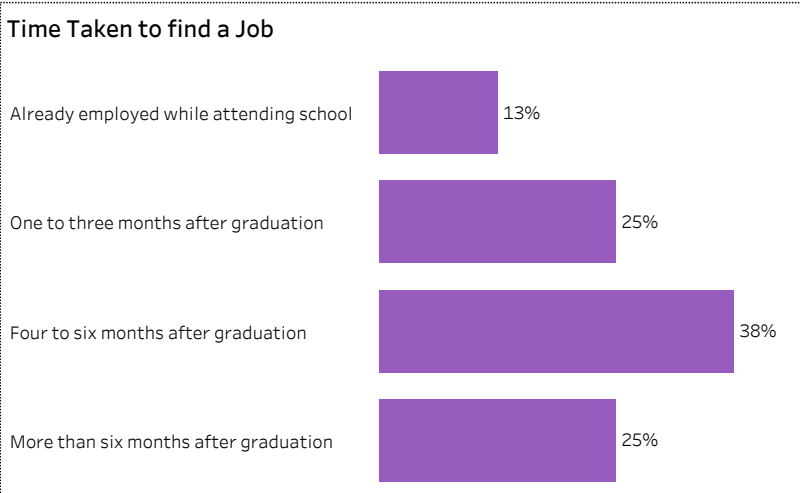
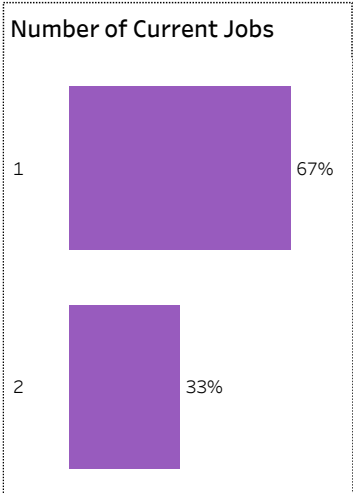
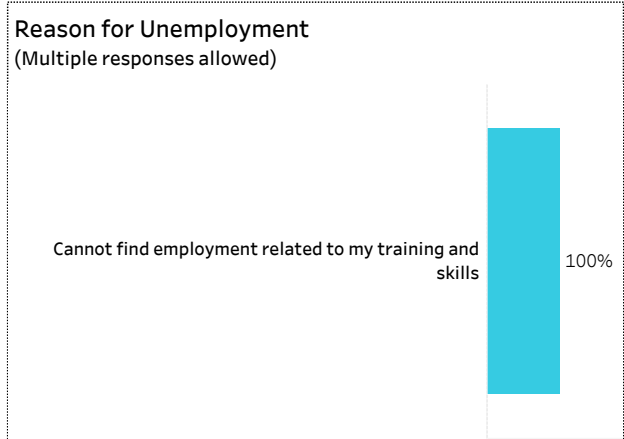
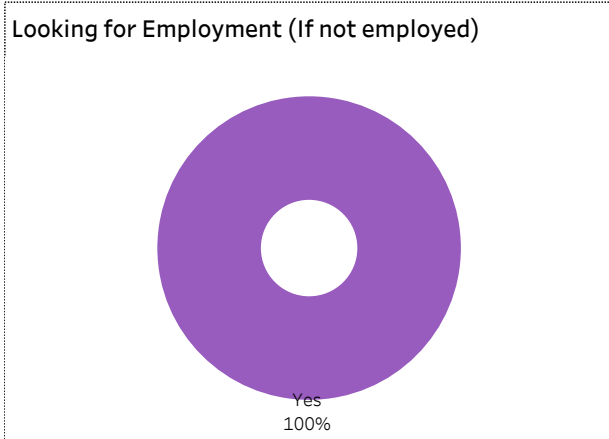
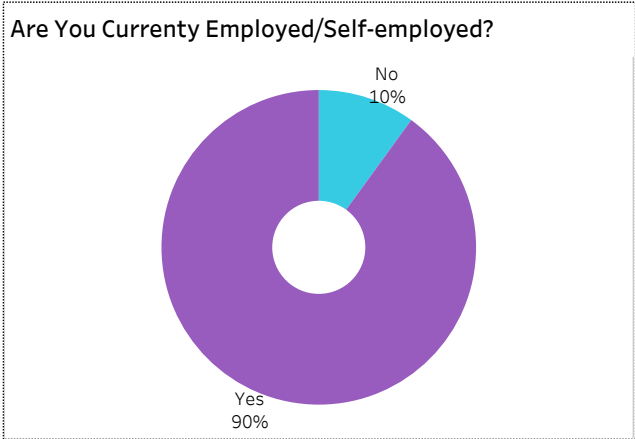


2019-20 Graduate Follow-up Survey
 Summary of Results (page 3/5)
 Graduate Employment (continued)



[Click on button to RESET Filters](#)

Number of Respondents **11** | School: **Mining, Energy & Manufacturing** | Program: **Building Systems Technician** | Credential: **Certificate** | Admin Campus: **Regina** | Base/CE: **Base** | Indigenous: **All**





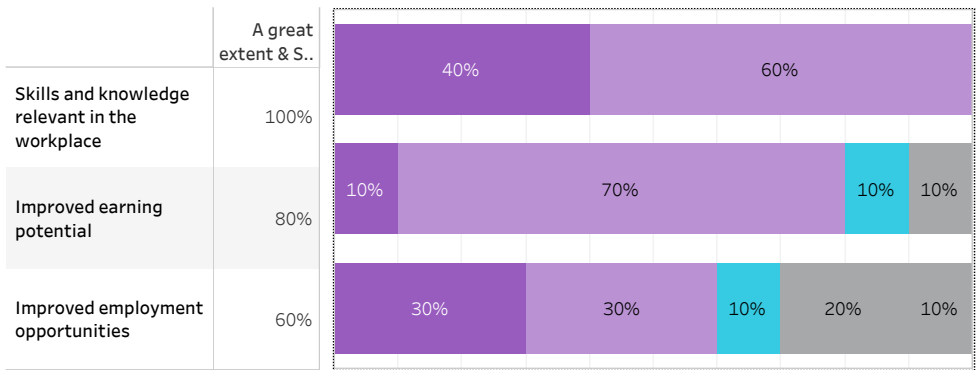
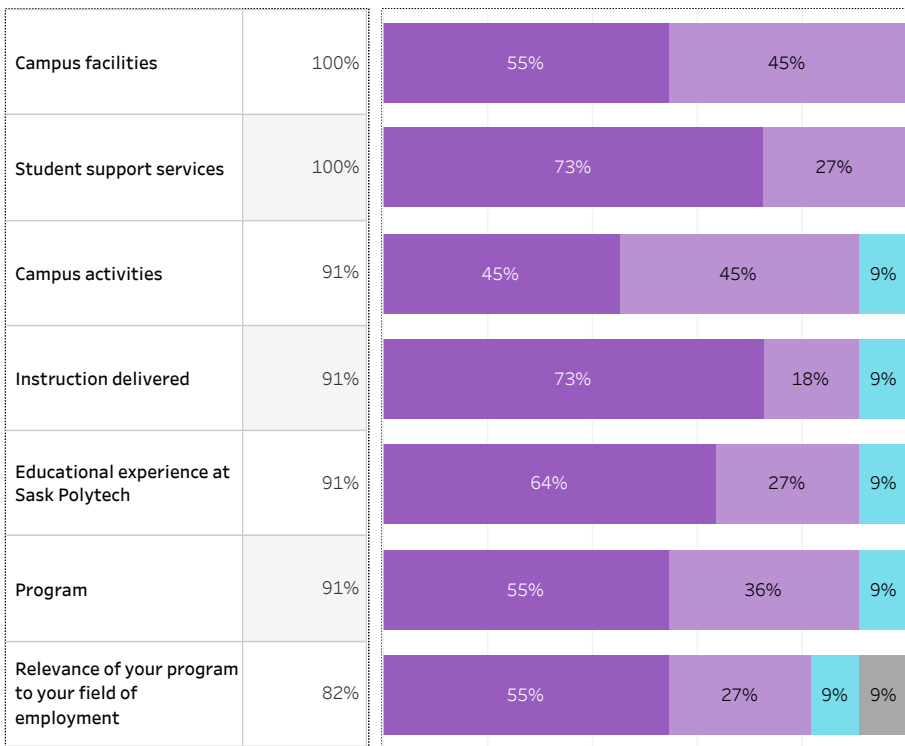
2019-20 Graduate Follow-up Survey Summary of Results (page 4/5) Satisfaction and Program Benefits



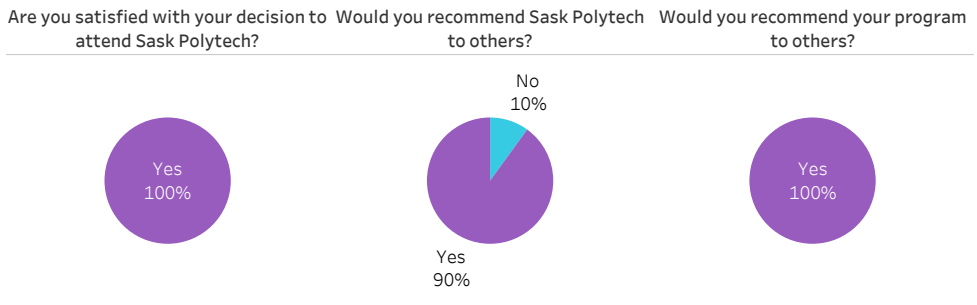
Click on button to RESET Filters

Number of Respondents 11	School: Mining, Energy & Manufacturing Program: Building Systems Technician Credential: Certificate Admin Campus: Regina Base/CE: Base Indigenous: All
---	---

Level of Satisfaction	Very Satisfied & Somewhat Satisfied	<ul style="list-style-type: none"> Very satisfied Somewhat satisfied Somewhat dissatisfied Not sure 	Program Benefits	A Great Extent & Some Extent	<ul style="list-style-type: none"> A great extent Some extent No extent at all Not sure
------------------------------	-------------------------------------	---	-------------------------	------------------------------	---



Satisfaction with Sask Polytech



Institutional Research and Analysis

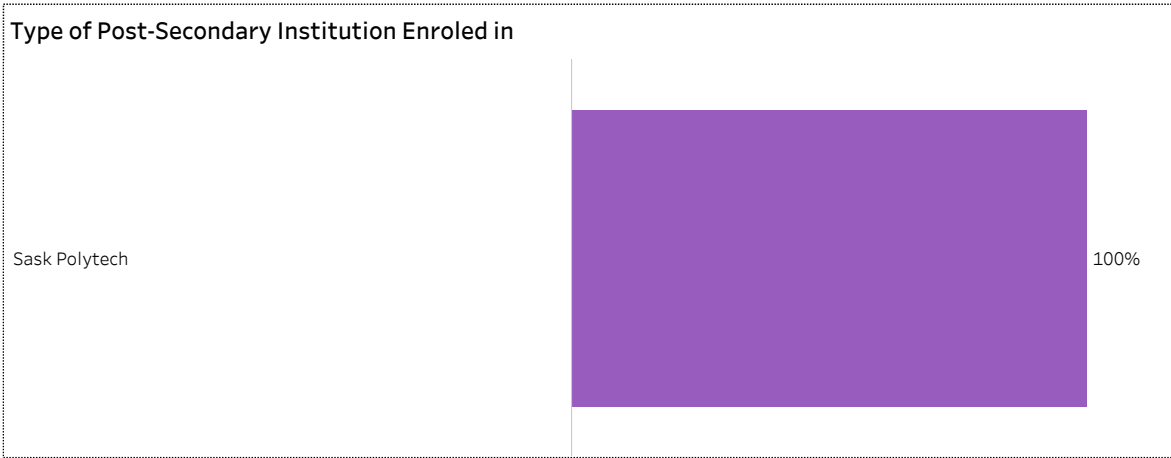
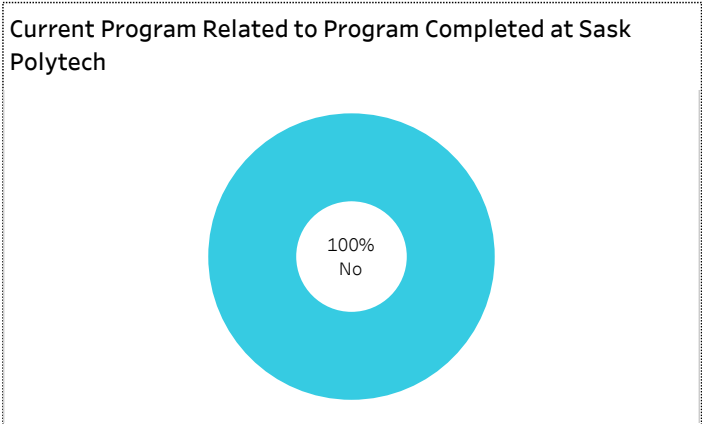
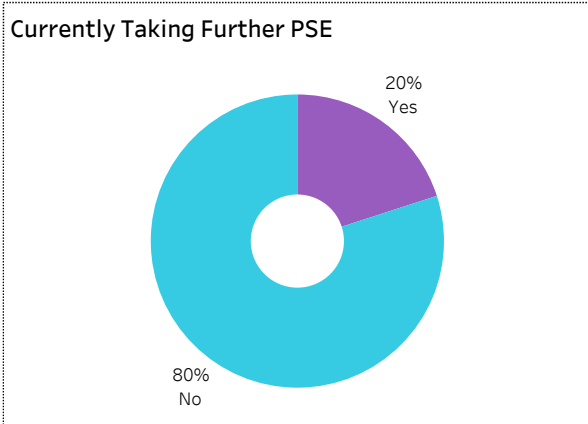


2019-20 Graduate Follow-up Survey Summary of Results (page 5/5) Further Post-Secondary Education



[Click on button to RESET Filters](#)

Number of Respondents 11	School: Mining, Energy & Manufacturing Program: Building Systems Technician Credential: Certificate Admin Campus: Regina Base/CE: Base Indigenous: All
---	---



Among the students who pursued further education, 25% indicated the program was not related to the one they completed at Sask Polytech. Common reasons cited by the graduates who were studying in an unrelated field were to be able to change career choice, to have more/better career choices, and difficulty of finding employment in their previous field of study.

Institutional Research and Analysis

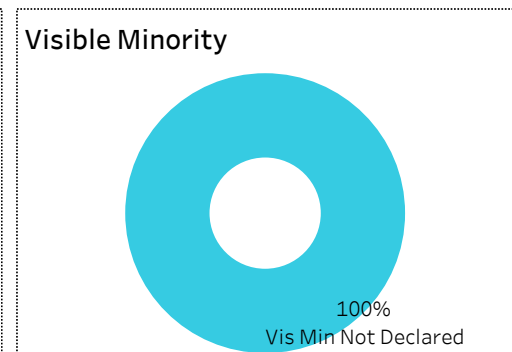
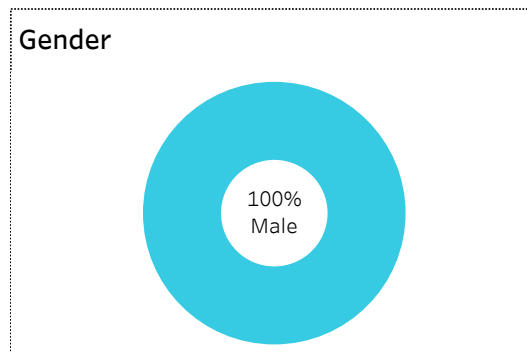
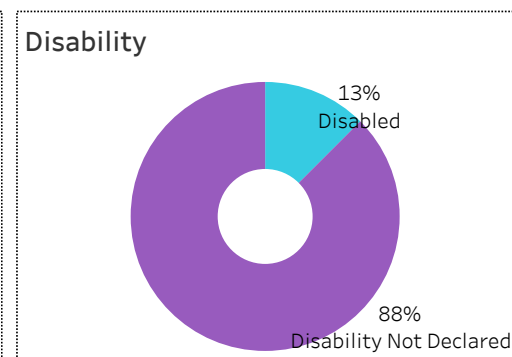
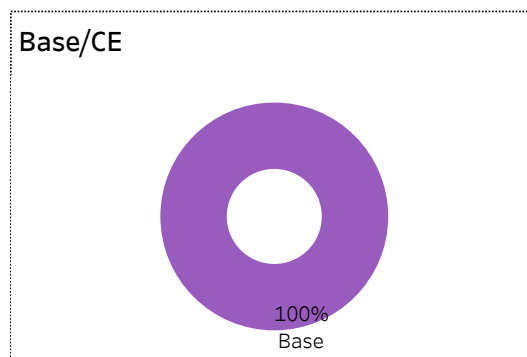
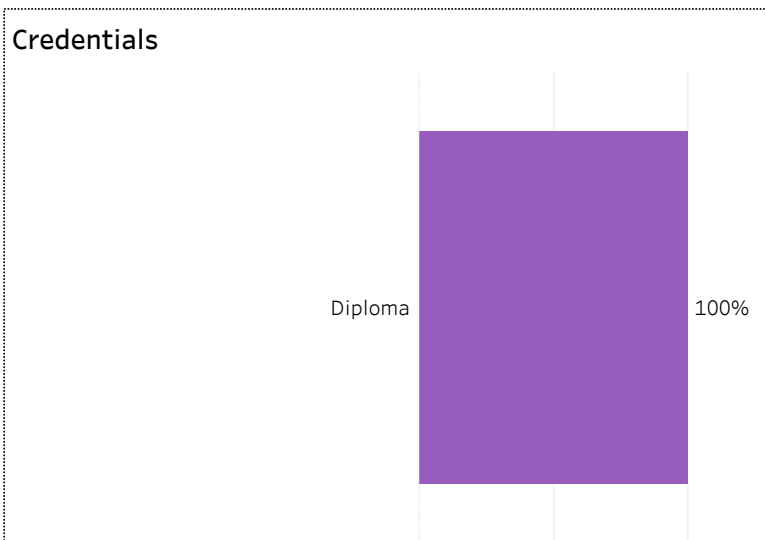
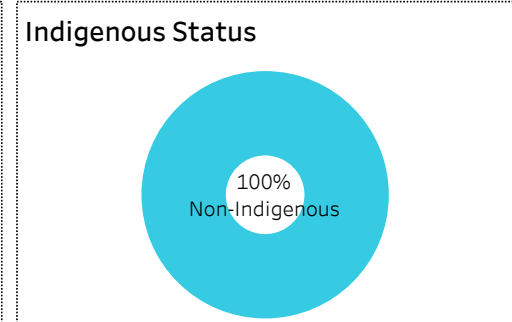
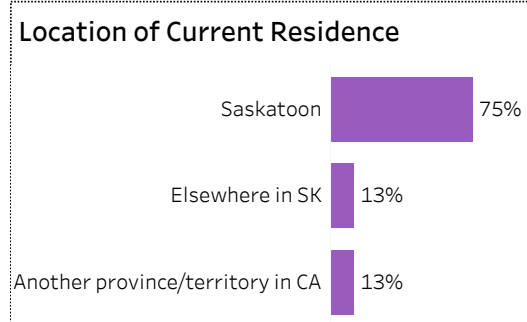



2019-20 Graduate Follow-up Survey Summary of Results (page 1/5) Respondent Profile



[Click on button to RESET Filters](#)

Number of Respondents: **8**
School: **Mining, Energy & Manufacturing** | Program: **CAD/CAM Engineering Technology** | Credential: **Diploma** |
Admin Campus: **Saskatoon** | Base/CE: **Base** | Indigenous: **Non-Indigenous**





2019-20 Graduate Follow-up Survey Summary of Results (page 2/5) Graduate Employment



[Click on button to RESET Filters](#)

Number of Respondents
8

School: **Mining, Energy & Manufacturing** | Program: **CAD/CAM Engineering Technology** | Credential: **Diploma** | Admin Campus: **Saskatoon** |
Base/CE: **Base** | Indigenous: **Non-Indigenous**

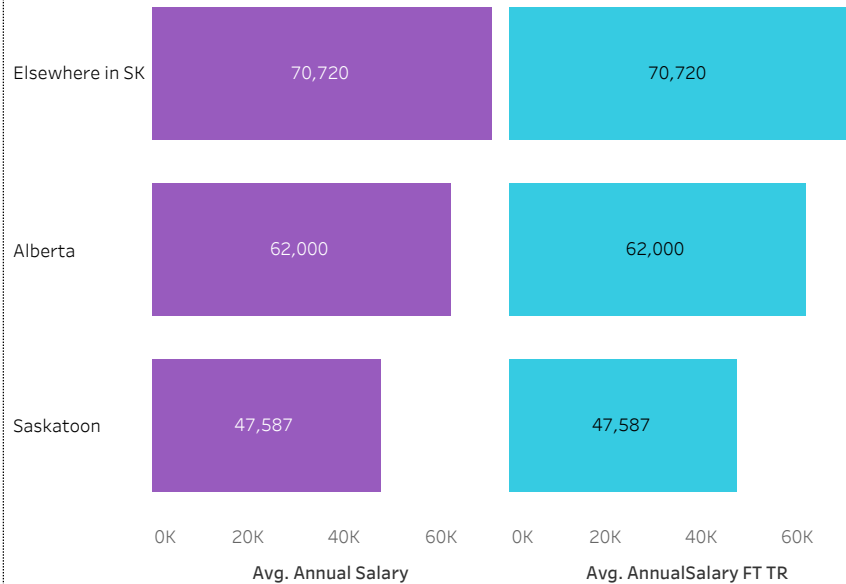
Overall Employment Rate

#Available Workforce	# of Grads Employed	Employment Rate	# of Fulltime Employed Grads	Full-time Employment Rate
7	5	71%	5	71%

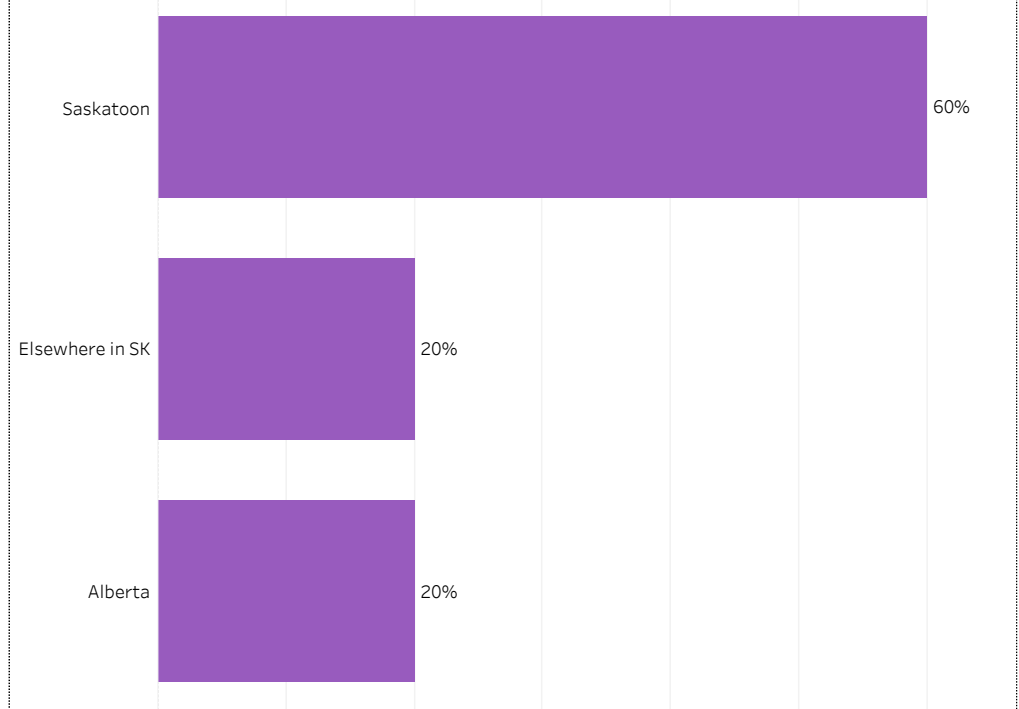
Training Related (TR) Employment

#Available Workforce	# of TR Employed Grads	TR Employment Rate	# of Fulltime TR Employed Grads	Full-time TR Employment Rate
7	5	71%	5	71%

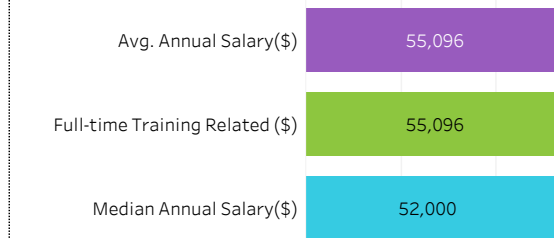
Average Salaries by Location of Employment



Location of Employment



Average/Median Salary



Relatedness of Job to Training

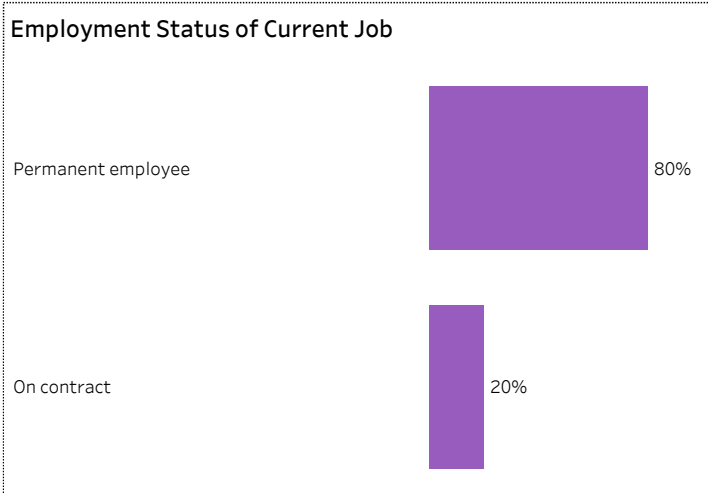
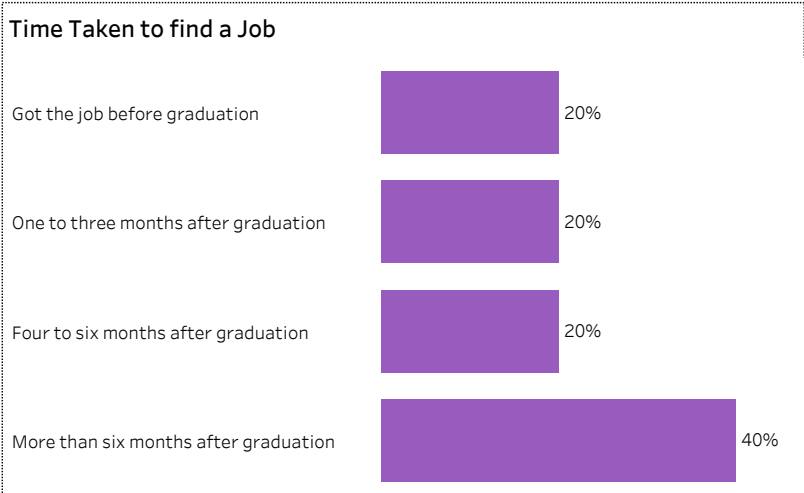
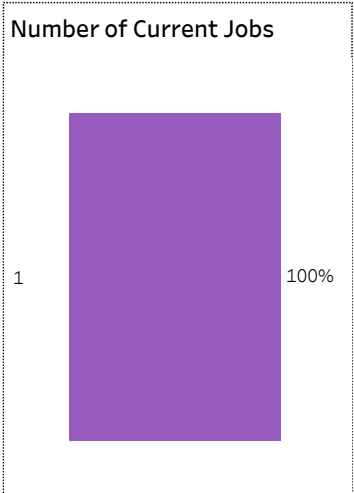
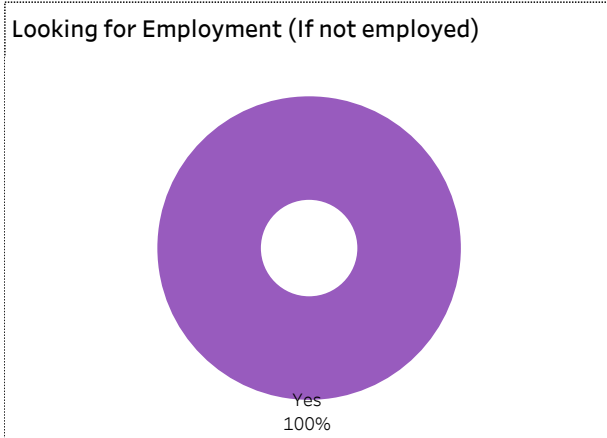
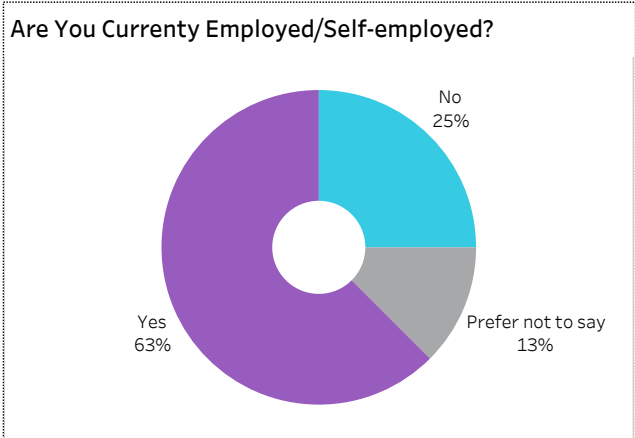




2019-20 Graduate Follow-up Survey Summary of Results (page 3/5) Graduate Employment (continued)



Number of Respondents: **8**
School: **Mining, Energy & Manufacturing** | Program: **CAD/CAM Engineering Technology** | Credential: **Diploma** | Admin Campus: **Saskatoon** | Base/CE: **Base** | Indigenous: **Non-Indigenous**





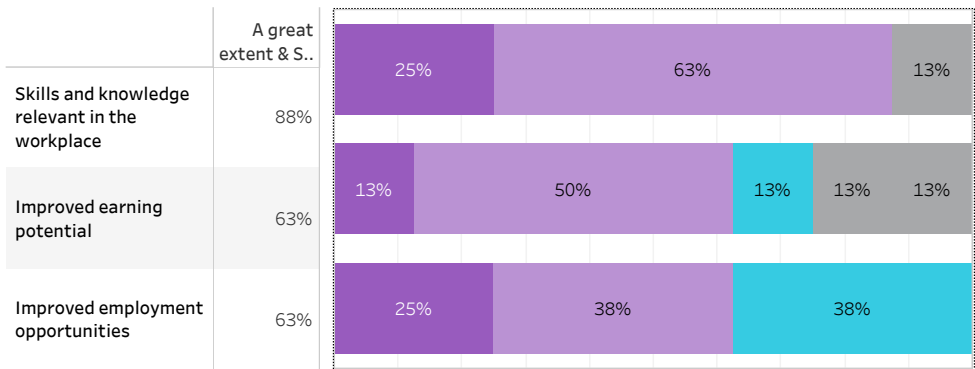
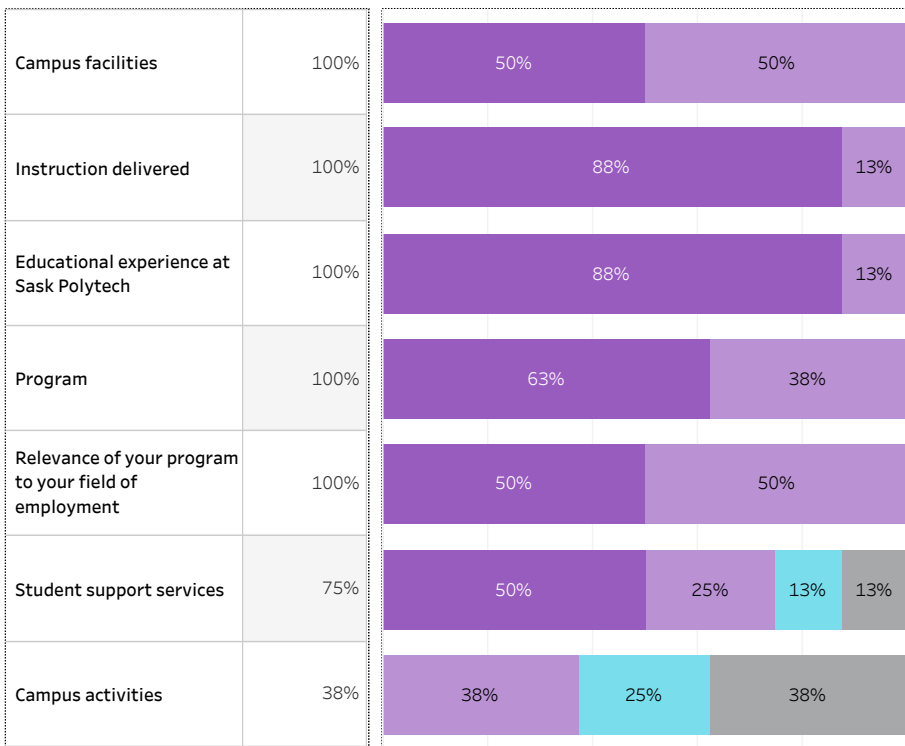
2019-20 Graduate Follow-up Survey Summary of Results (page 4/5) Satisfaction and Program Benefits



Click on button to RESET Filters

Number of Respondents 8	School: Mining, Energy & Manufacturing Program: CAD/CAM Engineering Technology Credential: Diploma Admin Campus: Saskatoon Base/CE: Base Indigenous: Non-Indigenous
---	---

Level of Satisfaction	Very Satisfied & Somewhat Satisfied	<ul style="list-style-type: none"> ■ Very satisfied ■ Somewhat satisfied ■ Somewhat dissatisfied ■ Not sure 	Program Benefits	A Great Extent & Some Extent	<ul style="list-style-type: none"> ■ A great extent ■ Some extent ■ No extent at all ■ Not sure
-----------------------	-------------------------------------	---	------------------	------------------------------	---




Satisfaction with Sask Polytech

Are you satisfied with your decision to attend Sask Polytech? Would you recommend Sask Polytech to others? Would you recommend your program to others?



Yes
100%



Yes
100%



Yes
100%




2019-20 Graduate Follow-up Survey Summary of Results (page 5/5) Further Post-Secondary Education



[Click on button to RESET Filters](#)

Number of Respondents 8	School: Mining, Energy & Manufacturing Program: CAD/CAM Engineering Technology Credential: Diploma Admin Campus: Saskatoon Base/CE: Base Indigenous: Non-Indigenous
-----------------------------------	---

Currently Taking Further PSE  <p>100% No</p>	Enrolment Status	Current Program Related to Program Completed at Sask Polytech
---	-------------------------	--

Type of Post-Secondary Institution Enroled in
--

Among the students who pursued further education, 25% indicated the program was not related to the one they completed at Sask Polytech. Common reasons cited by the graduates who were studying in an unrelated field were to be able to change career choice, to have more/better career choices, and difficulty of finding employment in their previous field of study.

Institutional Research and Analysis



2019-20 Graduate Follow-up Survey Summary of Results (page 1/5) Respondent Profile



[Click on button to RESET Filters](#)

Number of Respondents
11

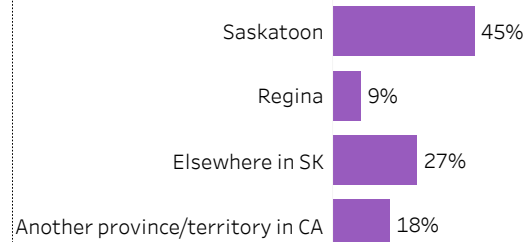
School: **Mining, Energy & Manufacturing** | Program: **Chemical Technology** | Credential: **Diploma** | Admin Campus: **Saskatoon** | Base/CE: **Base** | Indigenous: **Non-Indigenous**

School

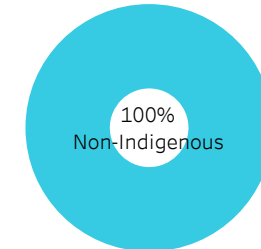
Mining, Energy & Manufacturing

100%

Location of Current Residence



Indigenous Status

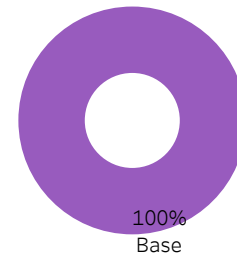


Credentials

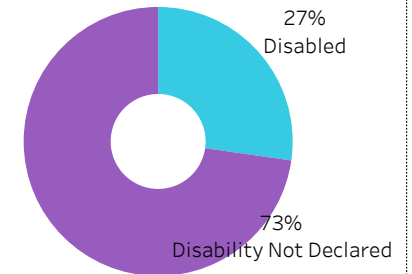
Diploma

100%

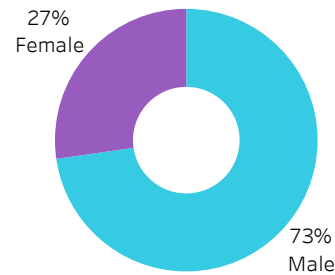
Base/CE



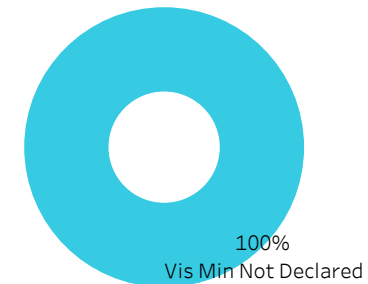
Disability



Gender



Visible Minority





2019-20 Graduate Follow-up Survey Summary of Results (page 2/5) Graduate Employment



[Click on button to RESET Filters](#)

Number of Respondents
11

School: **Mining, Energy & Manufacturing** | Program: **Chemical Technology** | Credential: **Diploma** | Admin Campus: **Saskatoon** | Base/CE: **Base** |
Indigenous: **Non-Indigenous**

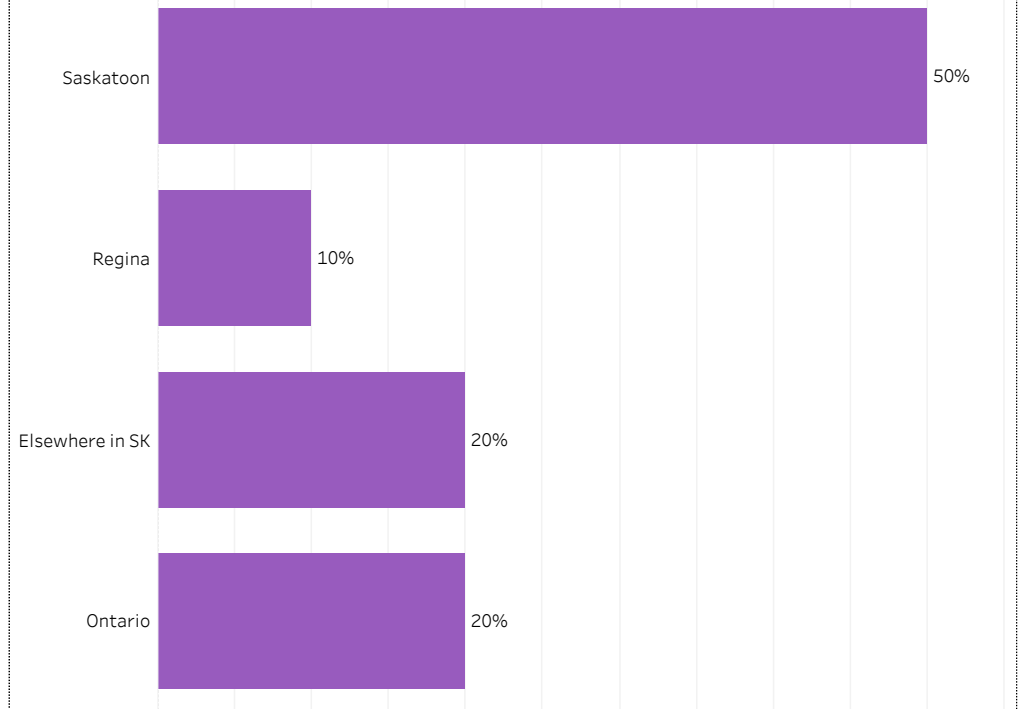
Overall Employment Rate

#Available Workforce	# of Grads Employed	Employment Rate	# of Fulltime Employed Grads	Full-time Employment Rate
11	10	91%	7	64%

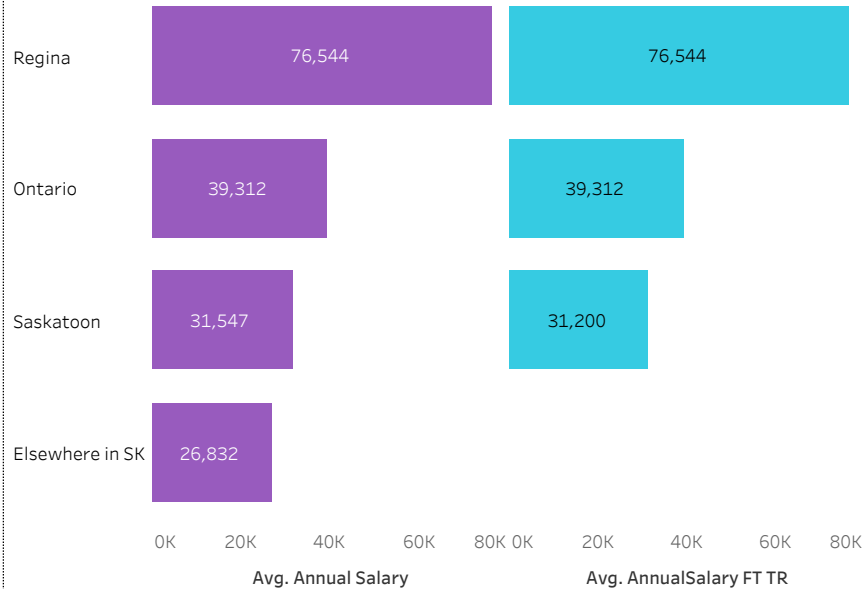
Training Related (TR) Employment

#Available Workforce	# of TR Employed Grads	TR Employment Rate	# of Fulltime TR Employed Grads	Full-time TR Employment Rate
11	5	45%	5	45%

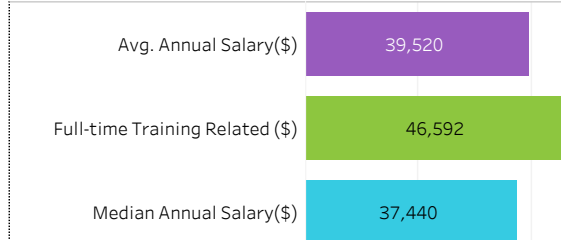
Location of Employment



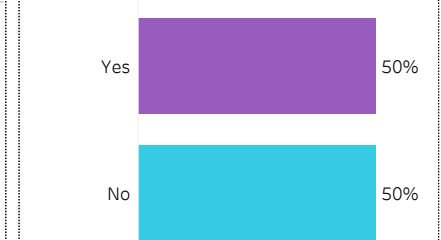
Average Salaries by Location of Employment



Average/Median Salary



Relatedness of Job to Training





2019-20 Graduate Follow-up Survey

Summary of Results (page 3/5)

Graduate Employment (continued)

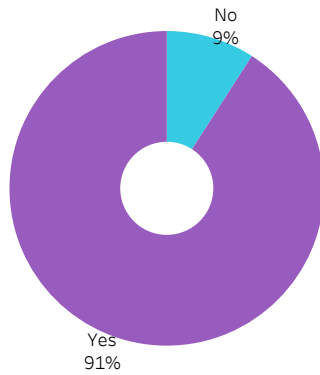


[Click on button to RESET Filters](#)

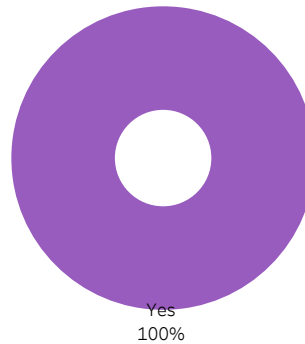
Number of Respondents
11

School: **Mining, Energy & Manufacturing** | Program: **Chemical Technology** | Credential: **Diploma** | Admin Campus: **Saskatoon** |
Base/CE: **Base** | Indigenous: **Non-Indigenous**

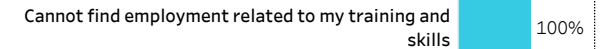
Are You Currently Employed/Self-employed?



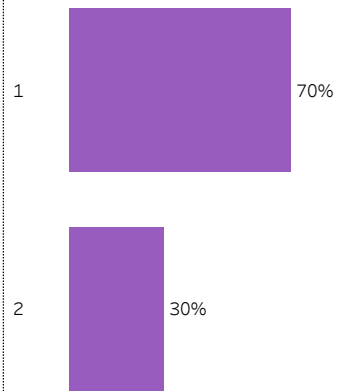
Looking for Employment (If not employed)



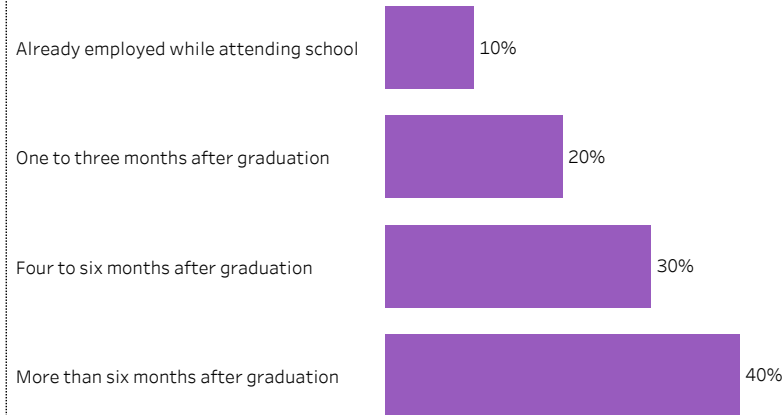
Reason for Unemployment (Multiple responses allowed)



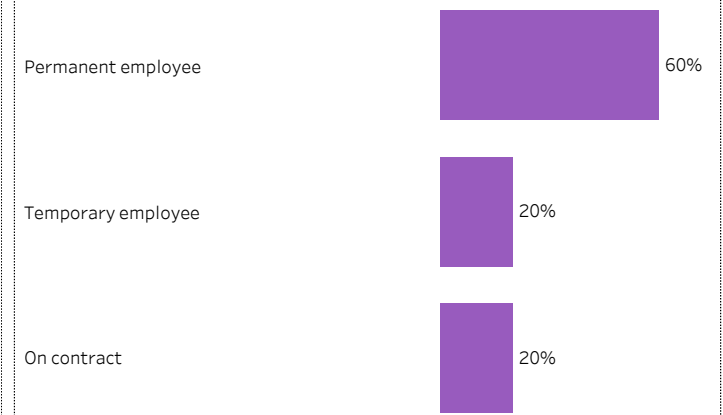
Number of Current Jobs



Time Taken to find a Job



Employment Status of Current Job





2019-20 Graduate Follow-up Survey Summary of Results (page 4/5) Satisfaction and Program Benefits



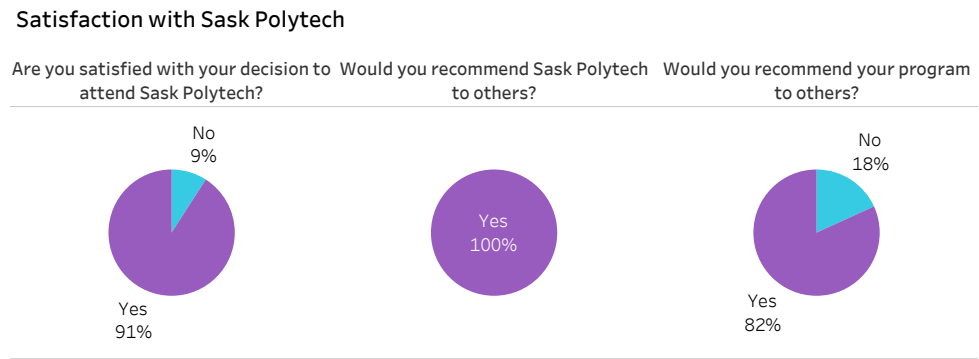
Click on button to RESET Filters

Number of Respondents 11	School: Mining, Energy & Manufacturing Program: Chemical Technology Credential: Diploma Admin Campus: Saskatoon Base/CE: Base Indigenous: Non-Indigenous
---	---

Level of Satisfaction	Very Satisfied & Somewhat Satisfied	<ul style="list-style-type: none"> ■ Very satisfied ■ Not sure ■ Somewhat satisfied ■ Very dissatisfied ■ Somewhat dissatisfied 	Program Benefits	A Great Extent & Some Extent	<ul style="list-style-type: none"> ■ A great extent ■ Not applicable ■ Some extent ■ No extent at all ■ Not sure
------------------------------	-------------------------------------	---	-------------------------	------------------------------	--

Instruction delivered	100%		A great extent & S..	
Educational experience at Sask Polytech	100%		91%	
Program	100%		64%	
Relevance of your program to your field of employment	91%		55%	

Campus facilities	82%	
Student support services	82%	
Campus activities	73%	





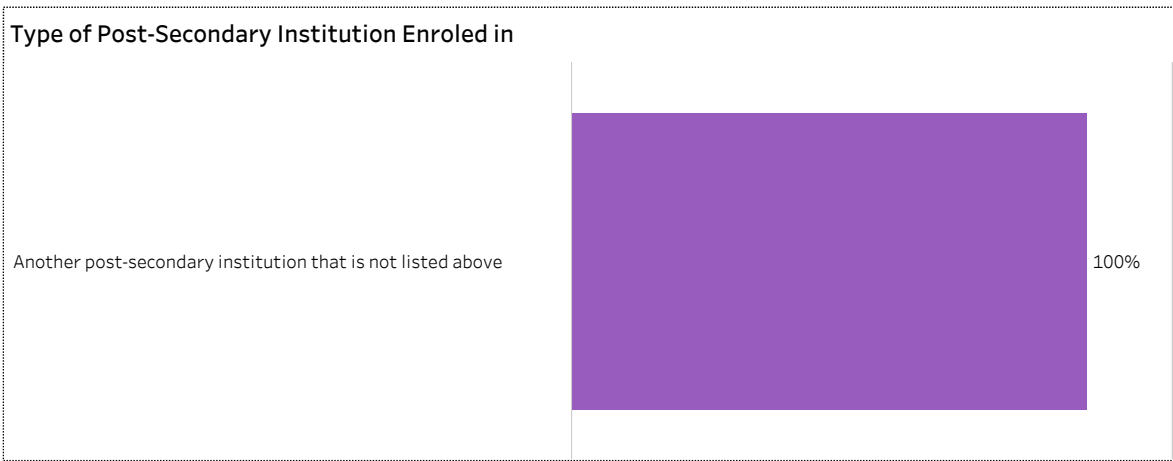
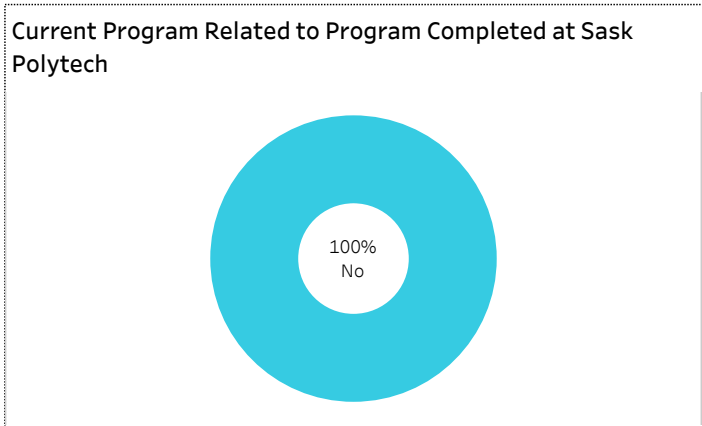
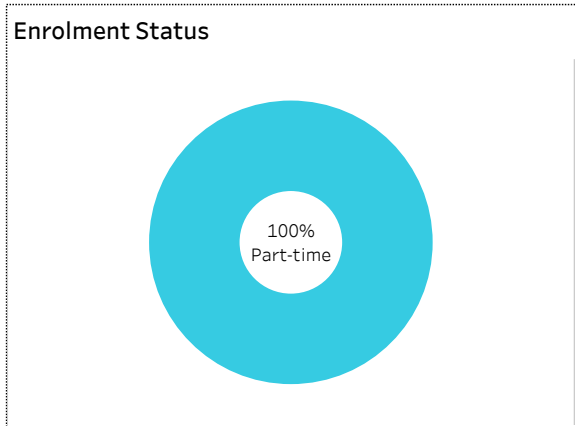
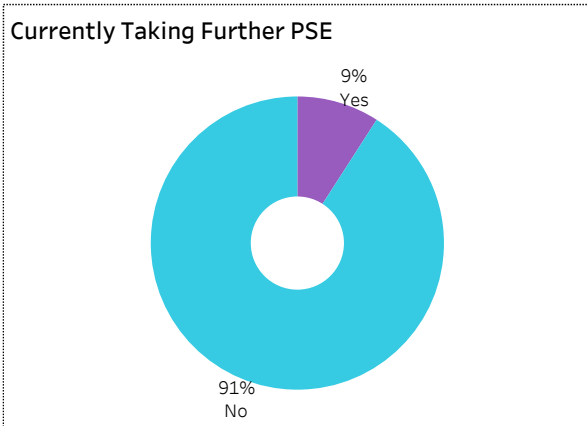
2019-20 Graduate Follow-up Survey Summary of Results (page 5/5) Further Post-Secondary Education



[Click on button to RESET Filters](#)

Number of Respondents
11

School: **Mining, Energy & Manufacturing** | Program: **Chemical Technology** | Credential: **Diploma** | Admin Campus: **Saskatoon** |
Base/CE: **Base** | Indigenous: **Non-Indigenous**



Among the students who pursued further education, 25% indicated the program was not related to the one they completed at Sask Polytech. Common reasons cited by the graduates who were studying in an unrelated field were to be able to change career choice, to have more/better career choices, and difficulty of finding employment in their previous field of study.

Institutional Research and Analysis

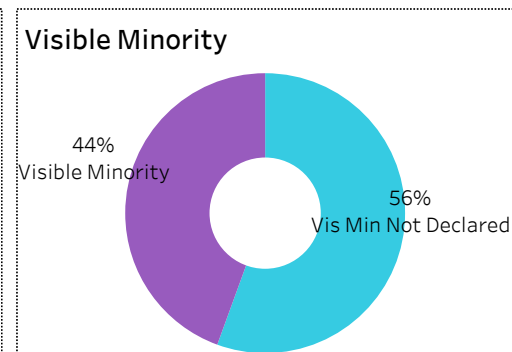
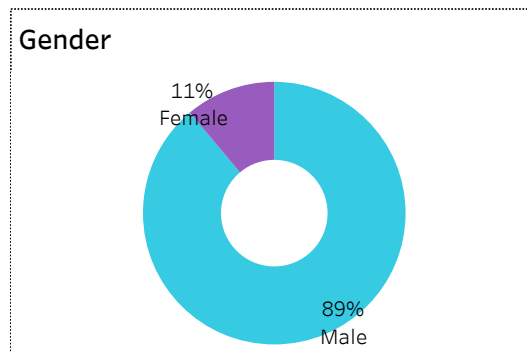
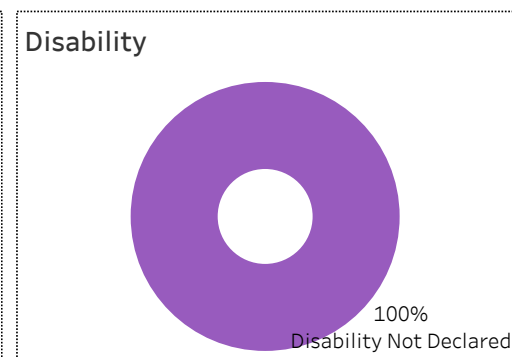
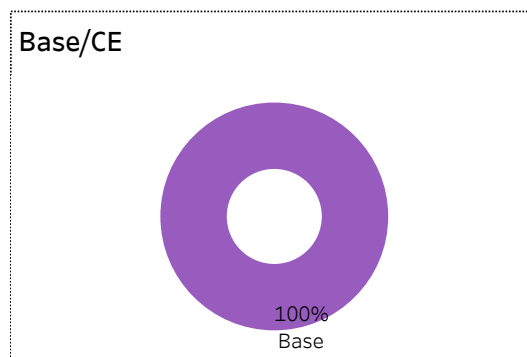
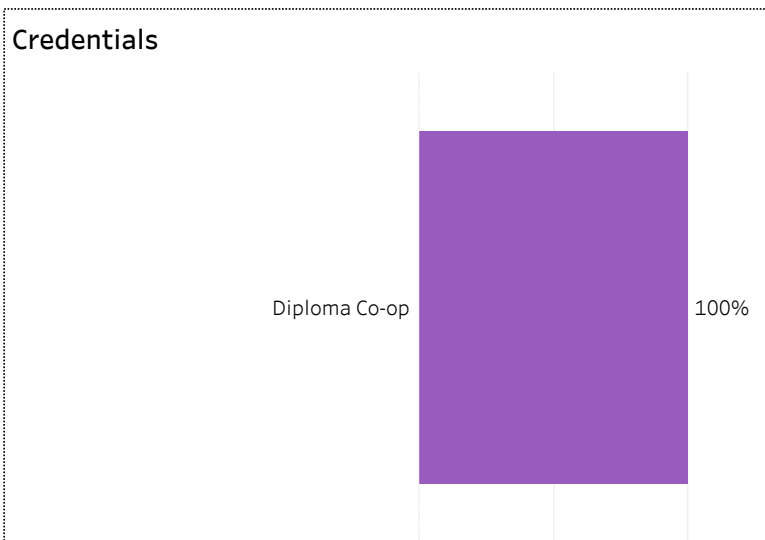
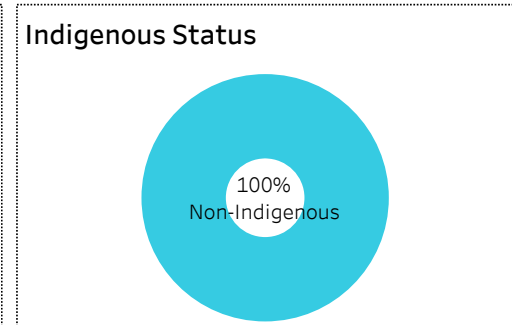
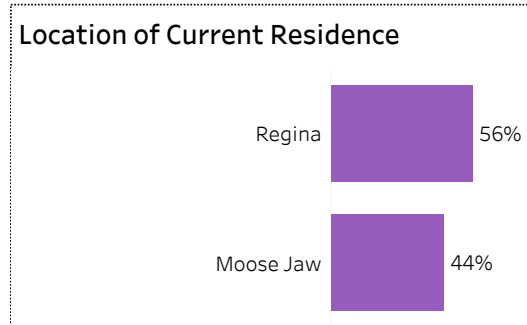



2019-20 Graduate Follow-up Survey Summary of Results (page 1/5) Respondent Profile



[Click on button to RESET Filters](#)

Number of Respondents: **9**
School: **Mining, Energy & Manufacturing** | Program: **Computer Engineering** | Credential: **Diploma Co-op** | Admin
Campus: **Moose Jaw** | Base/CE: **Base** | Indigenous: **Non-Indigenous**





2019-20 Graduate Follow-up Survey Summary of Results (page 2/5) Graduate Employment



[Click on button to RESET Filters](#)

Number of Respondents
9

School: **Mining, Energy & Manufacturing** | Program: **Computer Engineering** | Credential: **Diploma Co-op** | Admin Campus: **Moose Jaw** |
Base/CE: **Base** | Indigenous: **Non-Indigenous**

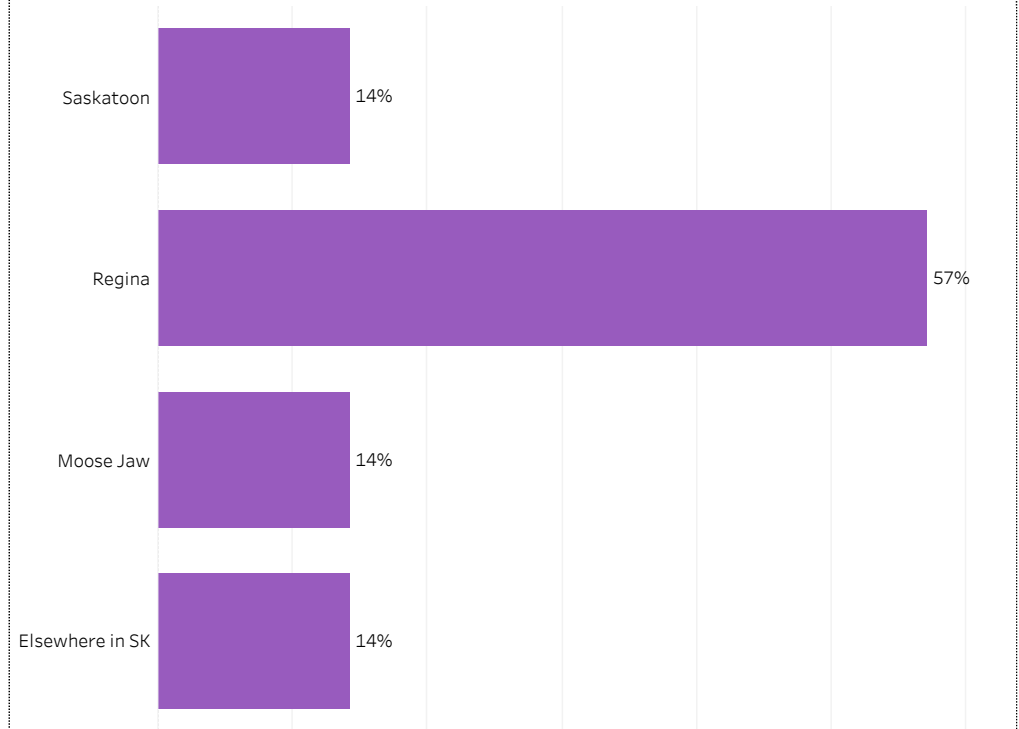
Overall Employment Rate

#Available Workforce	# of Grads Employed	Employment Rate	# of Fulltime Employed Grads	Full-time Employment Rate
9	7	78%	7	78%

Training Related (TR) Employment

#Available Workforce	# of TR Employed Grads	TR Employment Rate	# of Fulltime TR Employed Grads	Full-time TR Employment Rate
9	6	67%	6	67%

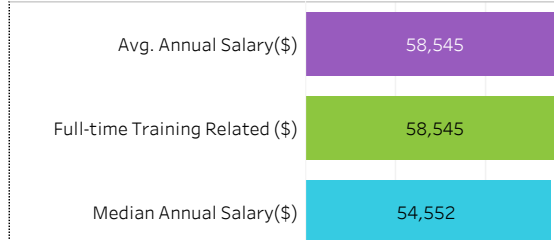
Location of Employment



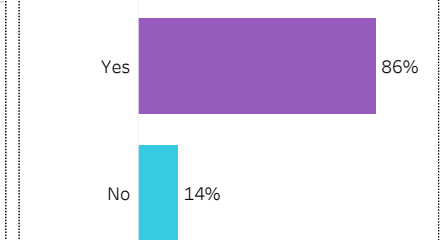
Average Salaries by Location of Employment



Average/Median Salary



Relatedness of Job to Training



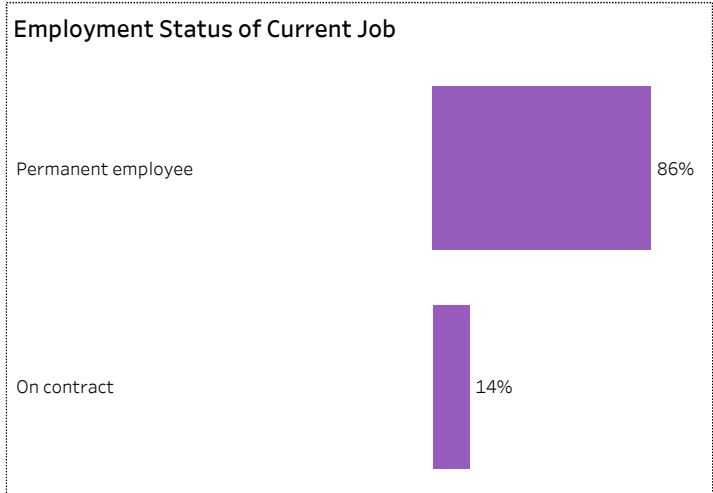
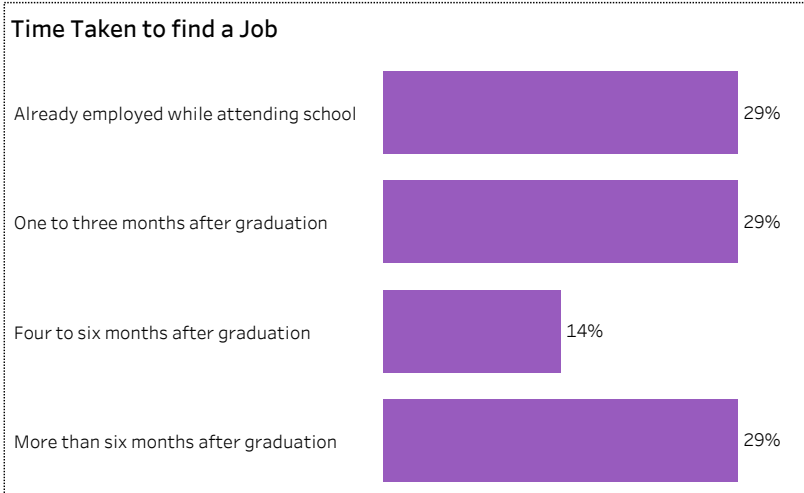
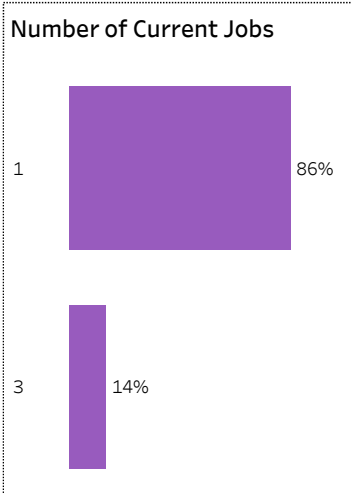
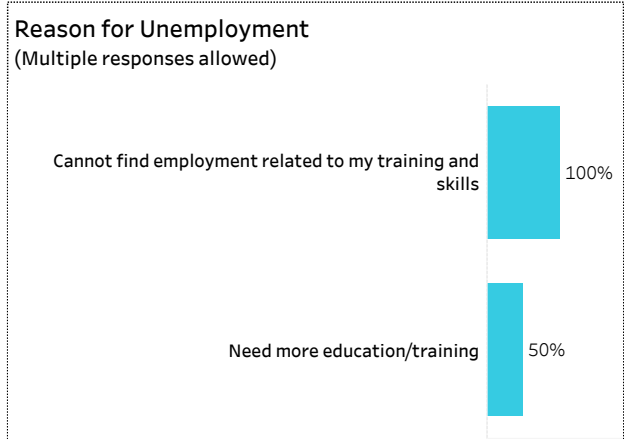
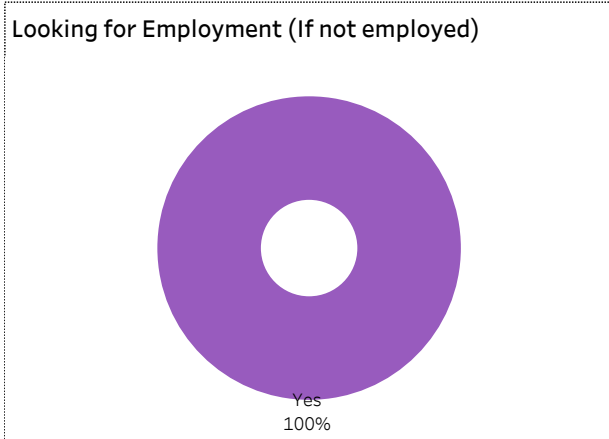
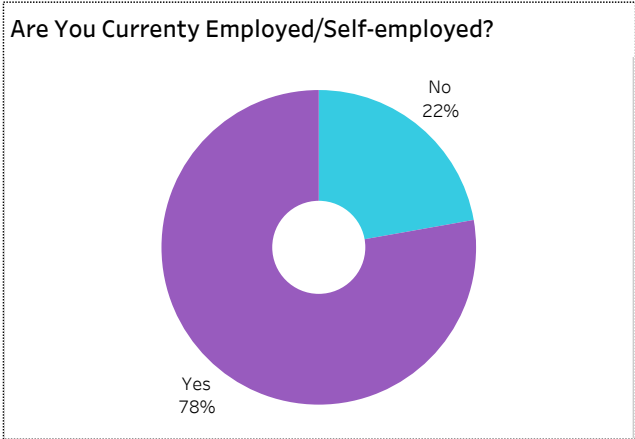


2019-20 Graduate Follow-up Survey Summary of Results (page 3/5) Graduate Employment (continued)



[Click on button to RESET Filters](#)

Number of Respondents: **9**
School: **Mining, Energy & Manufacturing** | Program: **Computer Engineering** | Credential: **Diploma Co-op** | Admin Campus: **Moose Jaw**
| Base/CE: **Base** | Indigenous: **Non-Indigenous**





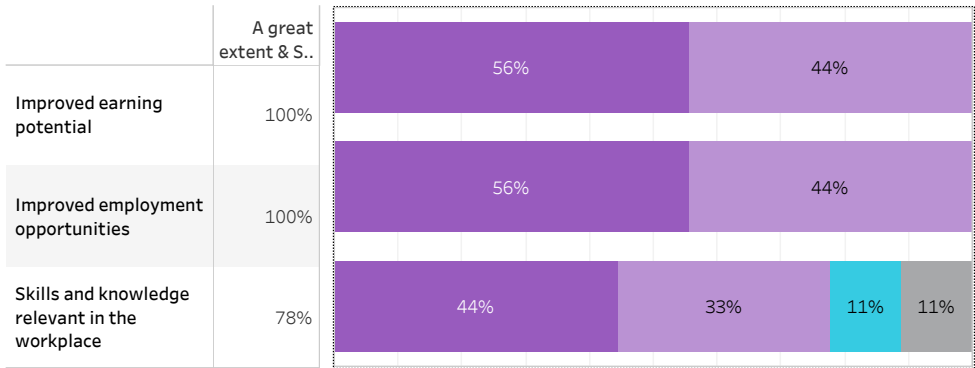
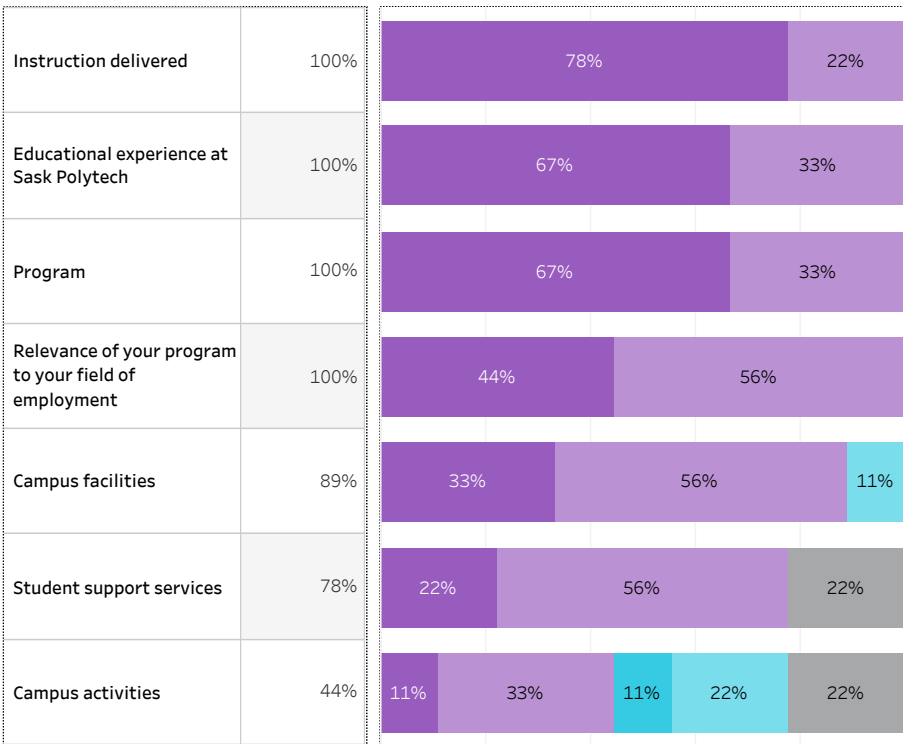
2019-20 Graduate Follow-up Survey Summary of Results (page 4/5) Satisfaction and Program Benefits



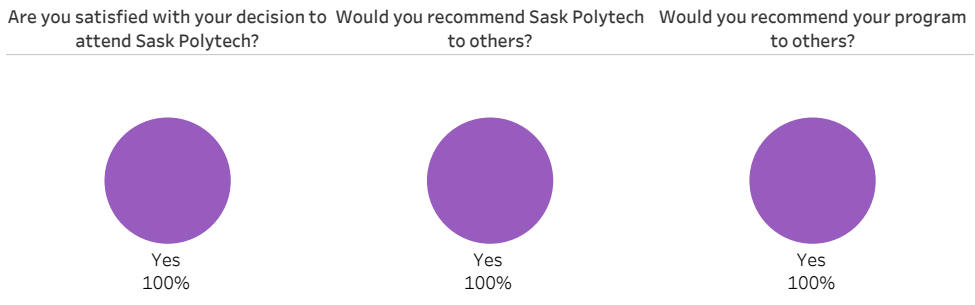
Click on button to RESET Filters

Number of Respondents 9	School: Mining, Energy & Manufacturing Program: Computer Engineering Credential: Diploma Co-op Admin Campus: Moose Jaw Base/CE: Base Indigenous: Non-Indigenous
---	--

Level of Satisfaction	Very Satisfied & Somewhat Satisfied	Very satisfied Somewhat satisfied Very dissatisfied Somewhat dissatisfied	Not sure	Program Benefits	A Great Extent & Some Extent A Great Extent	Not sure No extent at all Some extent A great extent
-----------------------	-------------------------------------	--	----------	------------------	--	---



Satisfaction with Sask Polytech



Institutional Research and Analysis




2019-20 Graduate Follow-up Survey Summary of Results (page 5/5) Further Post-Secondary Education



[Click on button to RESET Filters](#)

Number of Respondents 9	School: Mining, Energy & Manufacturing Program: Computer Engineering Credential: Diploma Co-op Admin Campus: Moose Jaw Base/CE: Base Indigenous: Non-Indigenous
-----------------------------------	--

Currently Taking Further PSE 	Enrolment Status	Current Program Related to Program Completed at Sask Polytech
---	------------------	---

Type of Post-Secondary Institution Enroled in

Among the students who pursued further education, 25% indicated the program was not related to the one they completed at Sask Polytech. Common reasons cited by the graduates who were studying in an unrelated field were to be able to change career choice, to have more/better career choices, and difficulty of finding employment in their previous field of study.

Institutional Research and Analysis



2019-20 Graduate Follow-up Survey Summary of Results (page 1/5) Respondent Profile



[Click on button to RESET Filters](#)

Number of Respondents
12

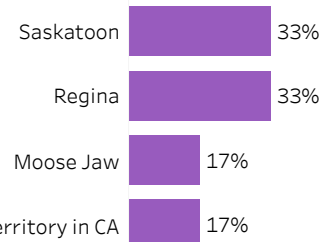
School: **Mining, Energy & Manufacturing** | Program: **Electrical Engineering** | Credential: **Diploma Co-op** | Admin
Campus: **Moose Jaw** | Base/CE: **Base** | Indigenous: **Non-Indigenous**

School

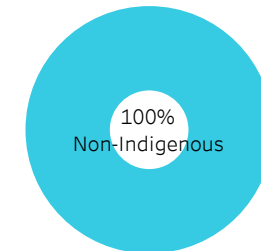
Mining, Energy & Manufacturing

100%

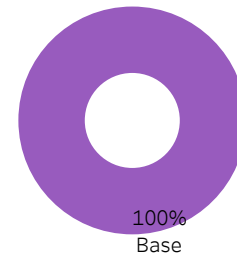
Location of Current Residence



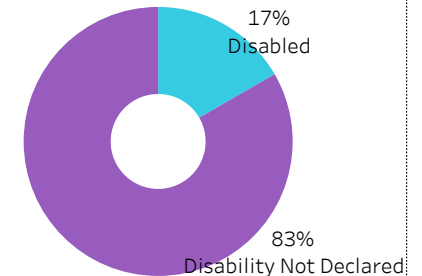
Indigenous Status



Base/CE



Disability

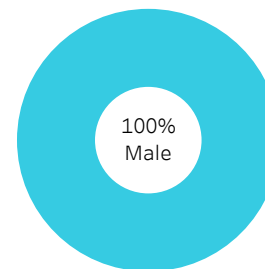


Credentials

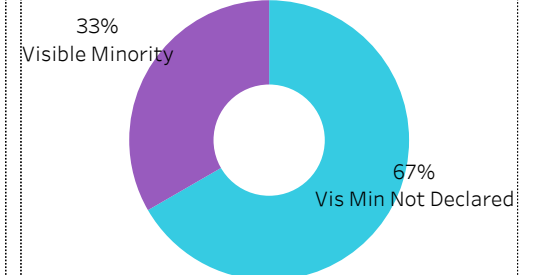
Diploma Co-op

100%

Gender



Visible Minority





2019-20 Graduate Follow-up Survey Summary of Results (page 2/5) Graduate Employment



[Click on button to RESET Filters](#)

Number of Respondents
12

School: **Mining, Energy & Manufacturing** | Program: **Electrical Engineering** | Credential: **Diploma Co-op** | Admin Campus: **Moose Jaw** | Base/CE: **Base** | Indigenous: **Non-Indigenous**

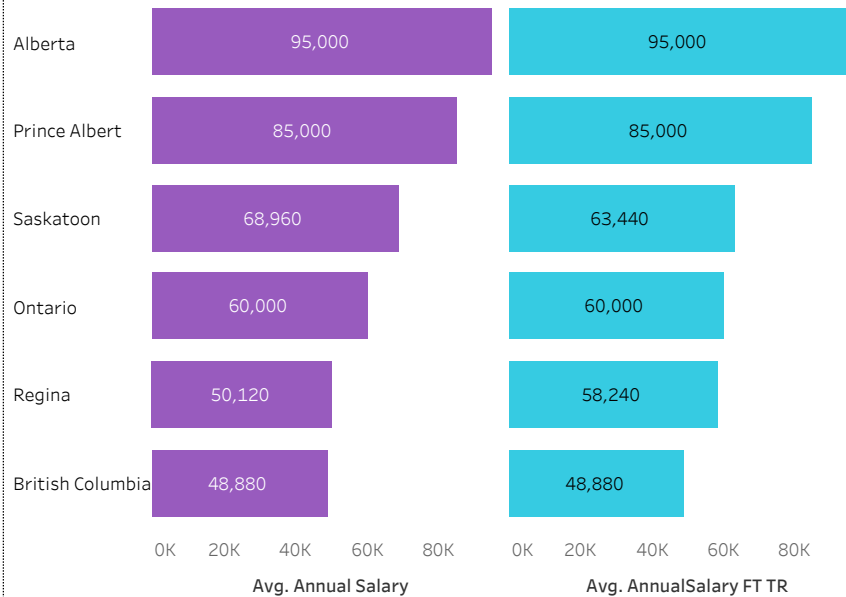
Overall Employment Rate

#Available Workforce	# of Grads Employed	Employment Rate	# of Fulltime Employed Grads	Full-time Employment Rate
12	11	92%	11	92%

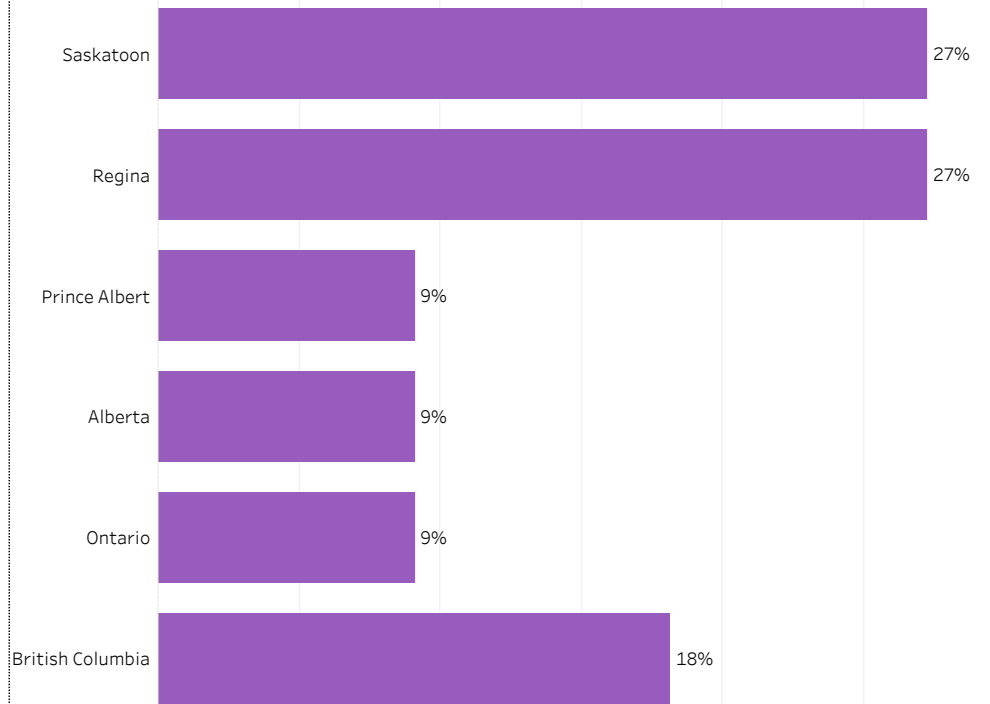
Training Related (TR) Employment

#Available Workforce	# of TR Employed Grads	TR Employment Rate	# of Fulltime TR Employed Grads	Full-time TR Employment Rate
12	9	75%	9	75%

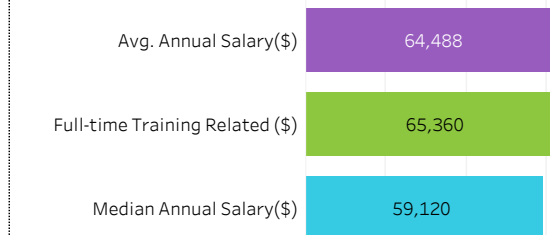
Average Salaries by Location of Employment



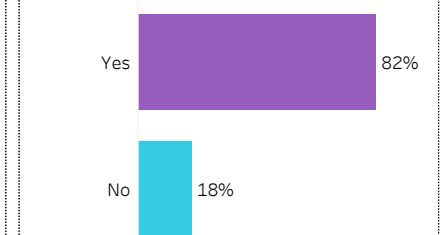
Location of Employment



Average/Median Salary



Relatedness of Job to Training





2019-20 Graduate Follow-up Survey

Summary of Results (page 3/5)

Graduate Employment (continued)

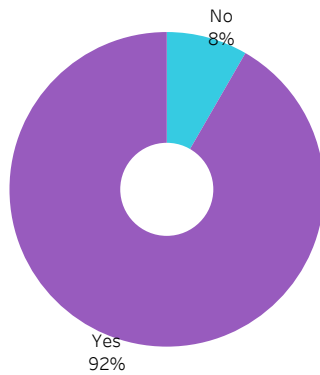


[Click on button to RESET Filters](#)

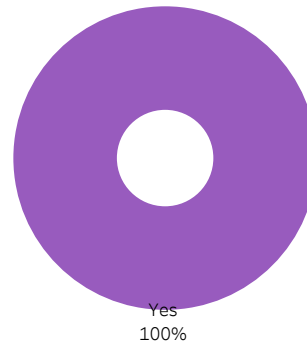
Number of Respondents
12

School: **Mining, Energy & Manufacturing** | Program: **Electrical Engineering** | Credential: **Diploma Co-op** | Admin Campus: **Moose Jaw** |
Base/CE: **Base** | Indigenous: **Non-Indigenous**

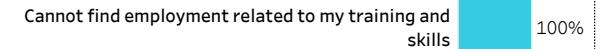
Are You Currenty Employed/Self-employed?



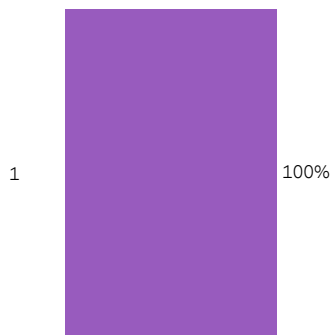
Looking for Employment (If not employed)



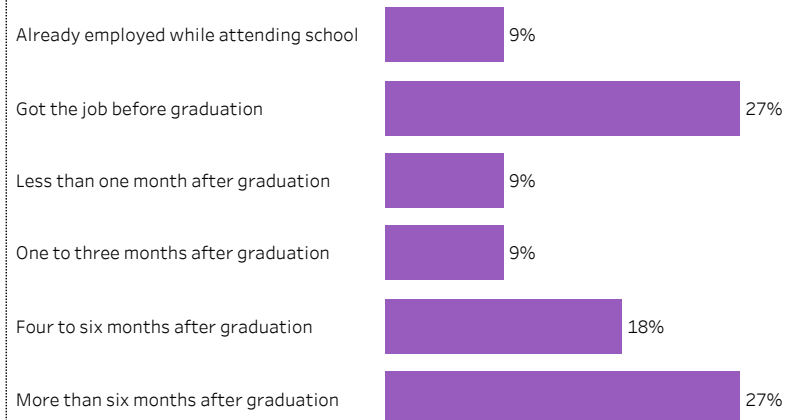
Reason for Unemployment (Multiple responses allowed)



Number of Current Jobs



Time Taken to find a Job



Employment Status of Current Job





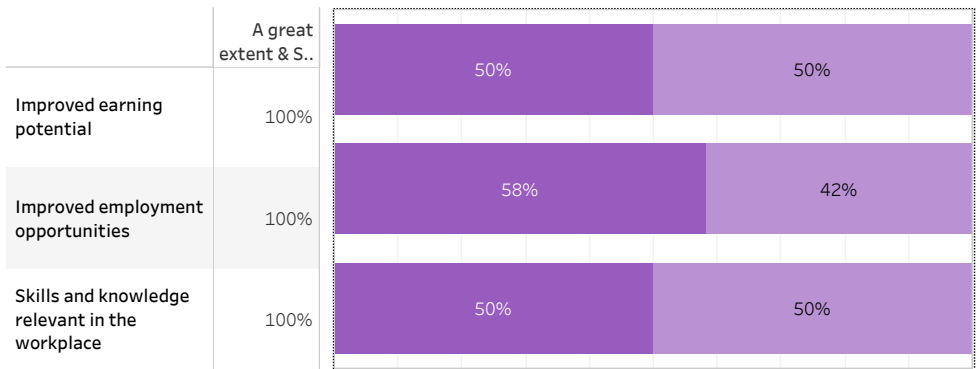
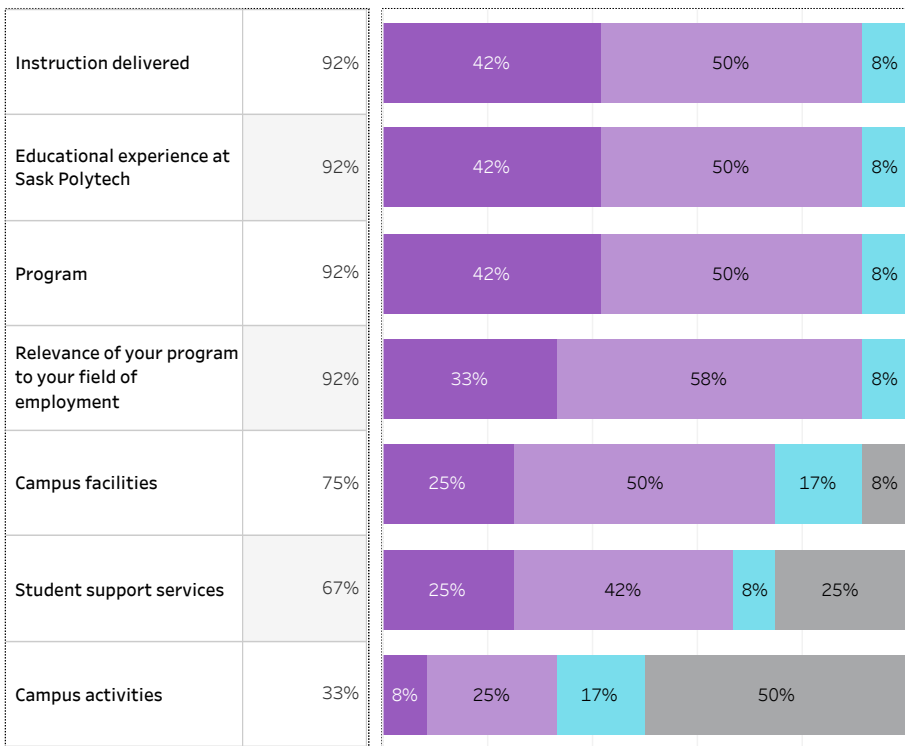
2019-20 Graduate Follow-up Survey Summary of Results (page 4/5) Satisfaction and Program Benefits



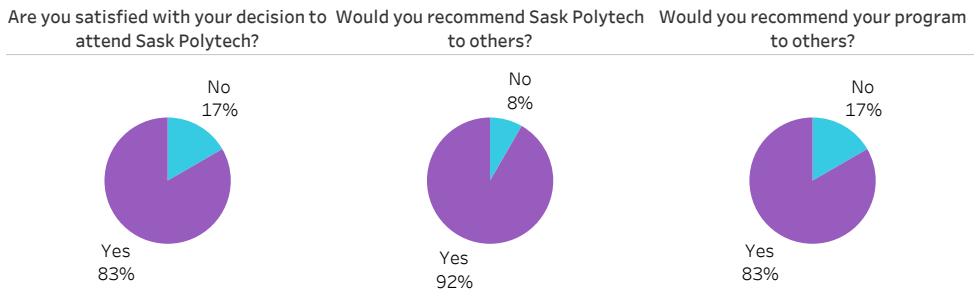
Click on button to RESET Filters

Number of Respondents 12	School: Mining, Energy & Manufacturing Program: Electrical Engineering Credential: Diploma Co-op Admin Campus: Moose Jaw Base/CE: Base Indigenous: Non-Indigenous
------------------------------------	---

Level of Satisfaction	Very Satisfied & Somewhat Satisfied	<ul style="list-style-type: none"> Very satisfied Somewhat satisfied Somewhat dissatisfied Not sure 	Program Benefits	A Great Extent & Some Extent	<ul style="list-style-type: none"> Some extent A great extent
------------------------------	-------------------------------------	---	-------------------------	------------------------------	---



Satisfaction with Sask Polytech



Institutional Research and Analysis



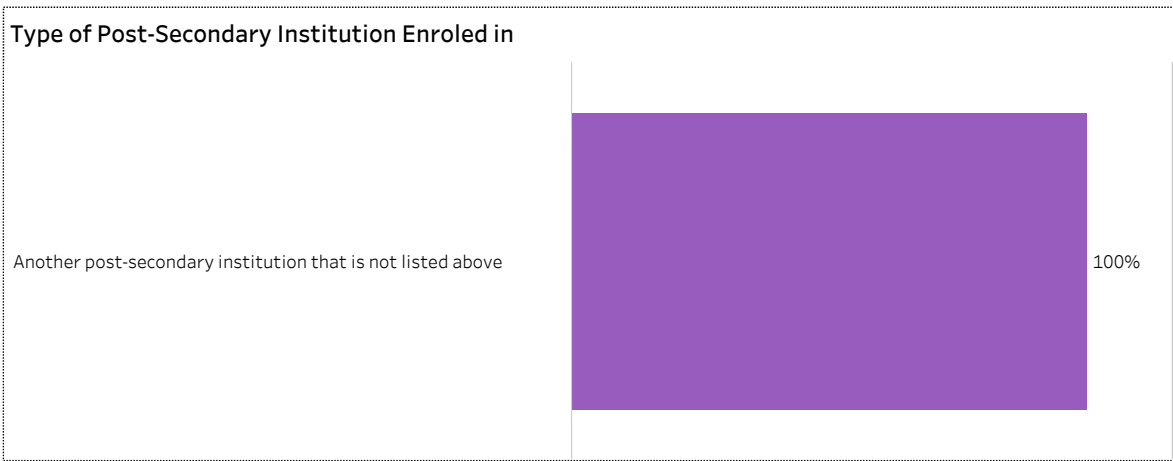
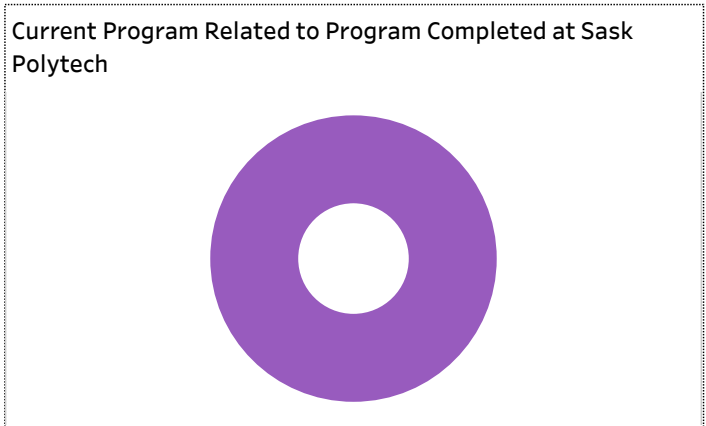

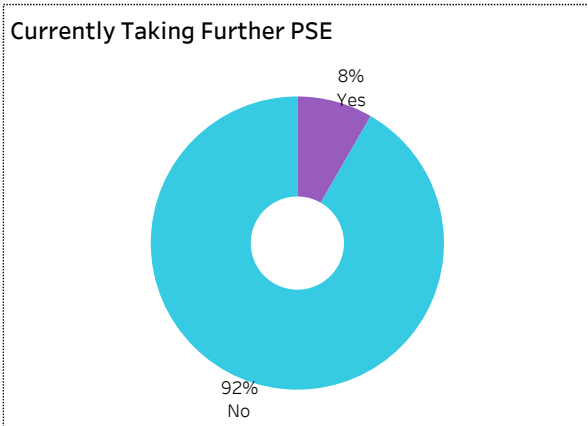
2019-20 Graduate Follow-up Survey Summary of Results (page 5/5) Further Post-Secondary Education



[Click on button to RESET Filters](#)

Number of Respondents
12

School: **Mining, Energy & Manufacturing** | Program: **Electrical Engineering** | Credential: **Diploma Co-op** | Admin Campus: **Moose Jaw** |
Base/CE: **Base** | Indigenous: **Non-Indigenous**



Among the students who pursued further education, 25% indicated the program was not related to the one they completed at Sask Polytech. Common reasons cited by the graduates who were studying in an unrelated field were to be able to change career choice, to have more/better career choices, and difficulty of finding employment in their previous field of study.

Institutional Research and Analysis

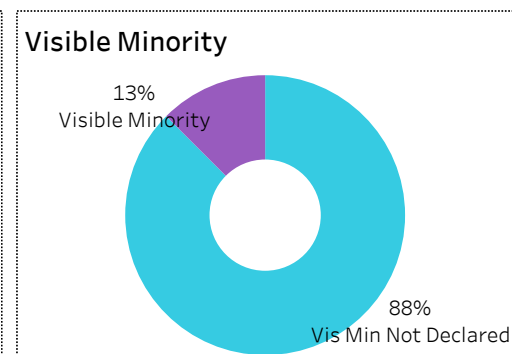
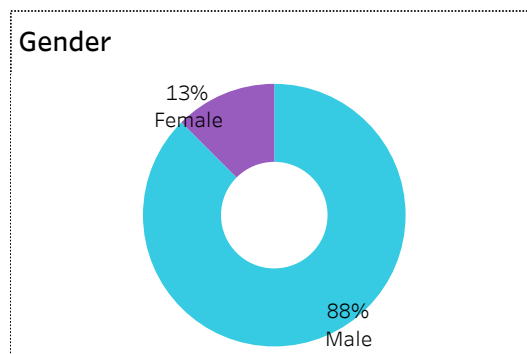
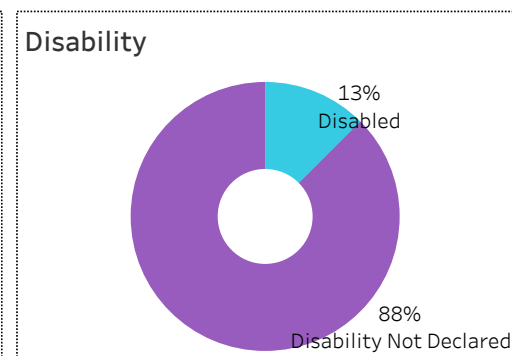
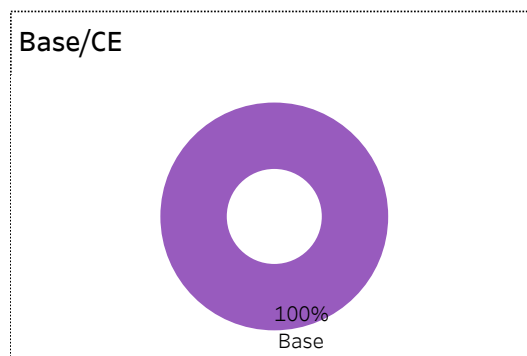
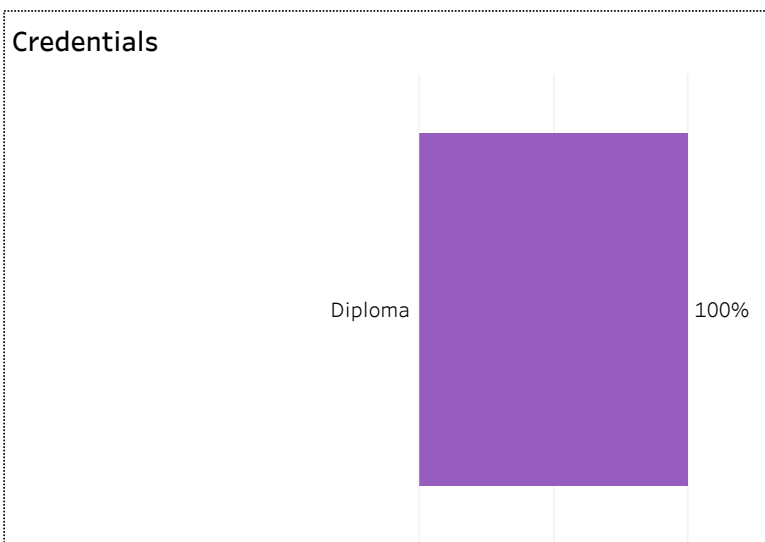
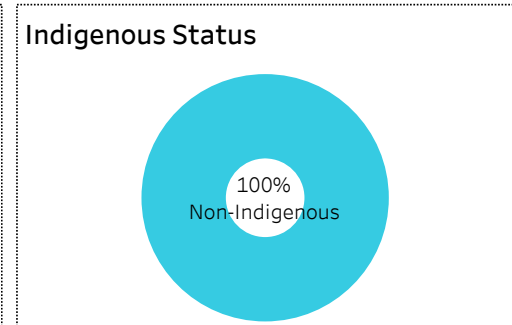
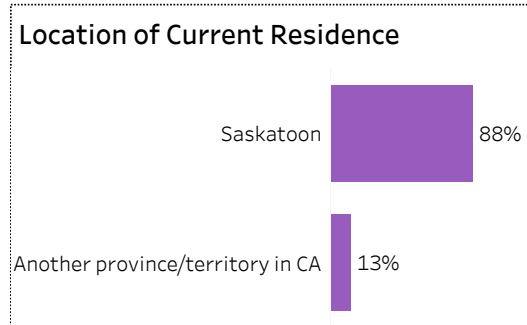



2019-20 Graduate Follow-up Survey Summary of Results (page 1/5) Respondent Profile



[Click on button to RESET Filters](#)

Number of Respondents: **8**
School: **Mining, Energy & Manufacturing** | Program: **Electronic Systems Engineering** | Credential: **Diploma** |
Admin Campus: **Saskatoon** | Base/CE: **Base** | Indigenous: **Non-Indigenous**





2019-20 Graduate Follow-up Survey Summary of Results (page 2/5) Graduate Employment



[Click on button to RESET Filters](#)

Number of Respondents
8

School: **Mining, Energy & Manufacturing** | Program: **Electronic Systems Engineering** | Credential: **Diploma** | Admin Campus: **Saskatoon** |
Base/CE: **Base** | Indigenous: **Non-Indigenous**

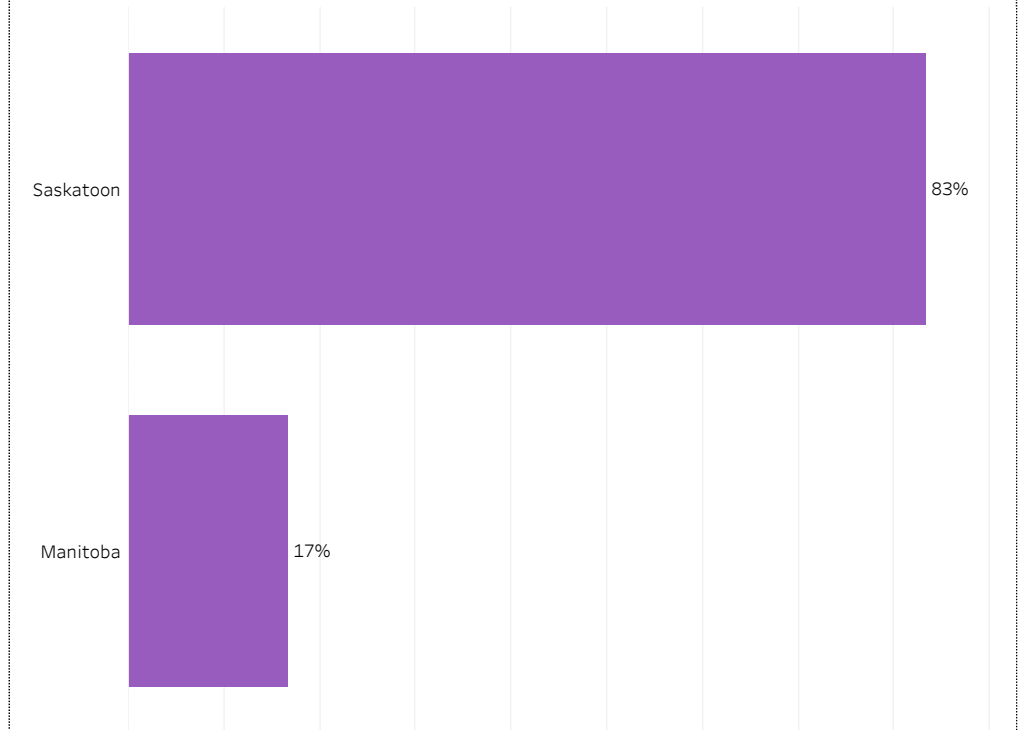
Overall Employment Rate

#Available Workforce	# of Grads Employed	Employment Rate	# of Fulltime Employed Grads	Full-time Employment Rate
7	6	86%	4	57%

Training Related (TR) Employment

#Available Workforce	# of TR Employed Grads	TR Employment Rate	# of Fulltime TR Employed Grads	Full -time TR Employment Rate
7	5	71%	4	57%

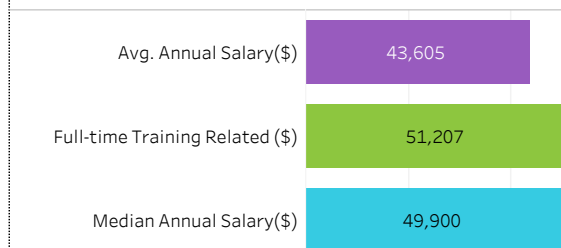
Location of Employment



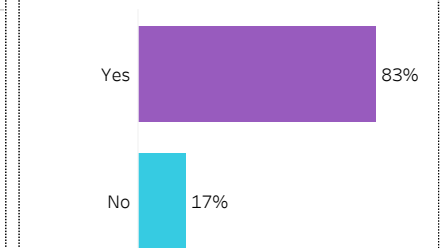
Average Salaries by Location of Employment



Average/Median Salary



Relatedness of Job to Training





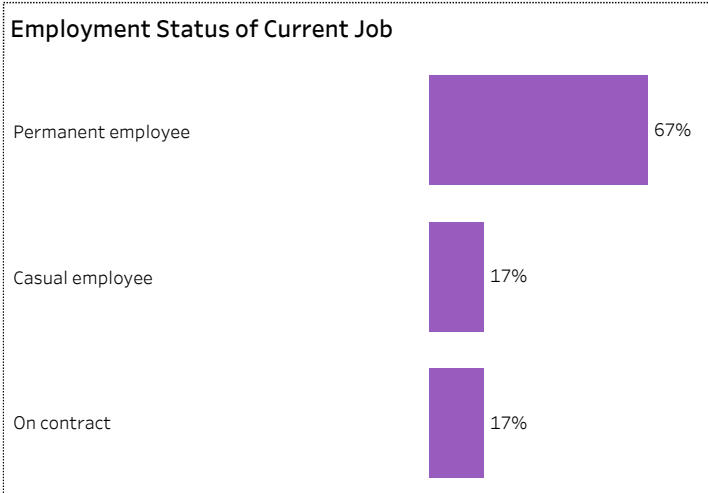
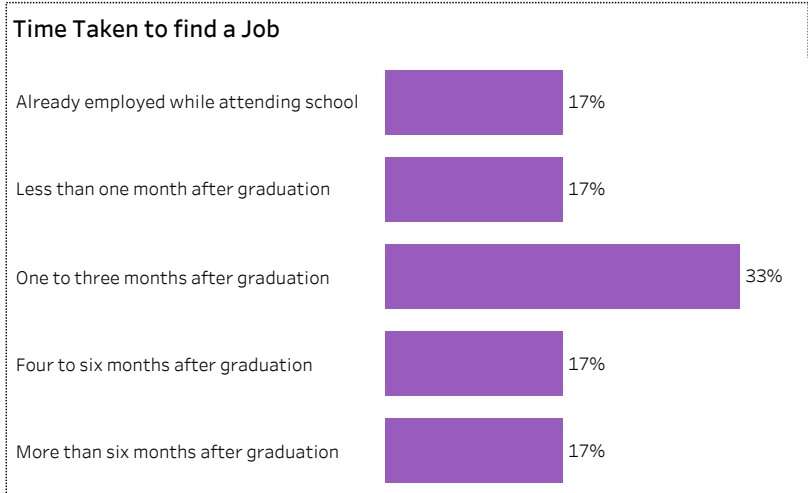
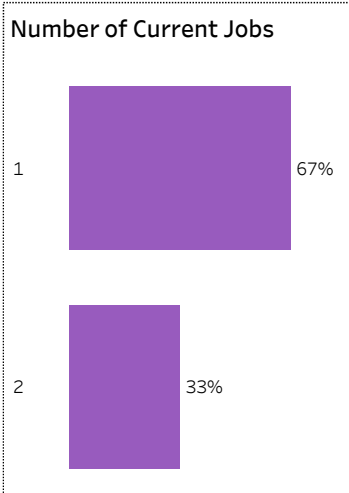
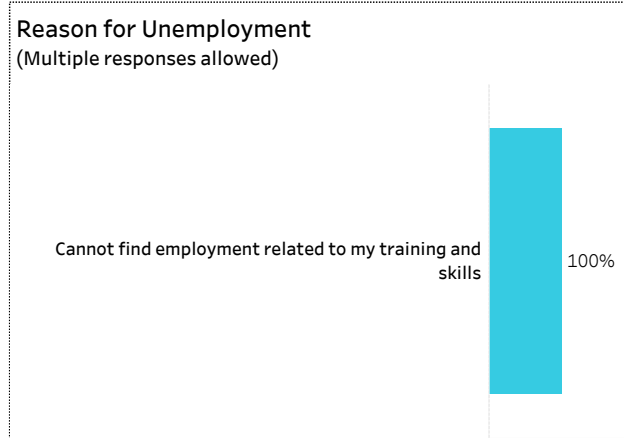
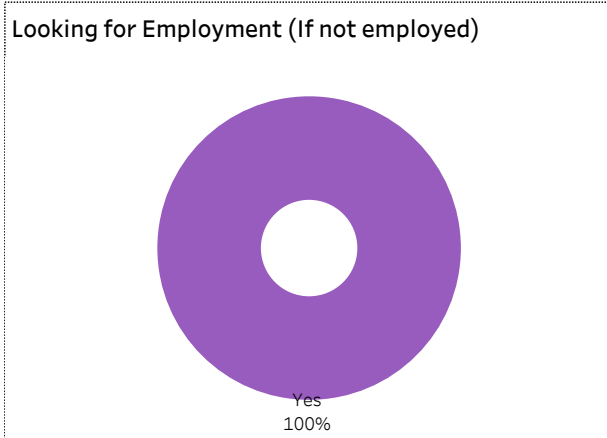
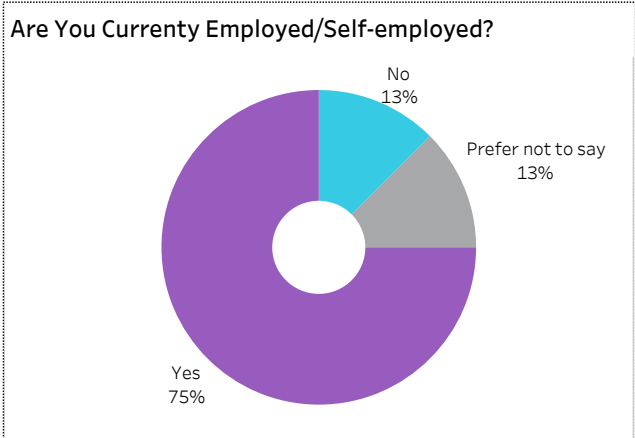
2019-20 Graduate Follow-up Survey Summary of Results (page 3/5) Graduate Employment (continued)



[Click on button to RESET Filters](#)

Number of Respondents: **8**

School: **Mining, Energy & Manufacturing** | Program: **Electronic Systems Engineering** | Credential: **Diploma** | Admin Campus: **Saskatoon** | Base/CE: **Base** | Indigenous: **Non-Indigenous**





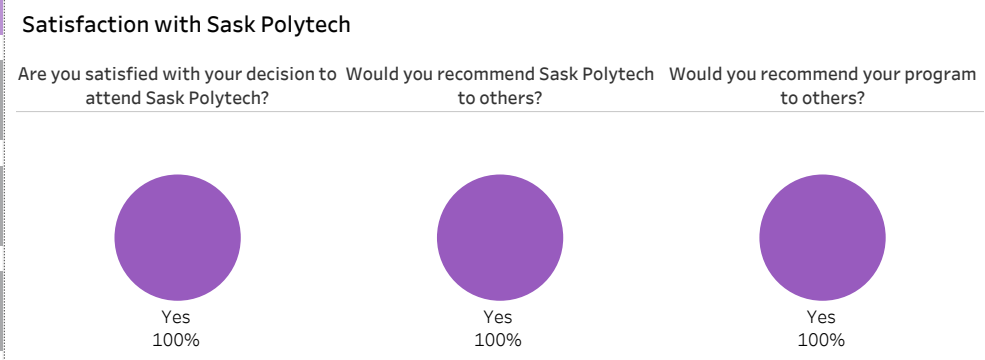
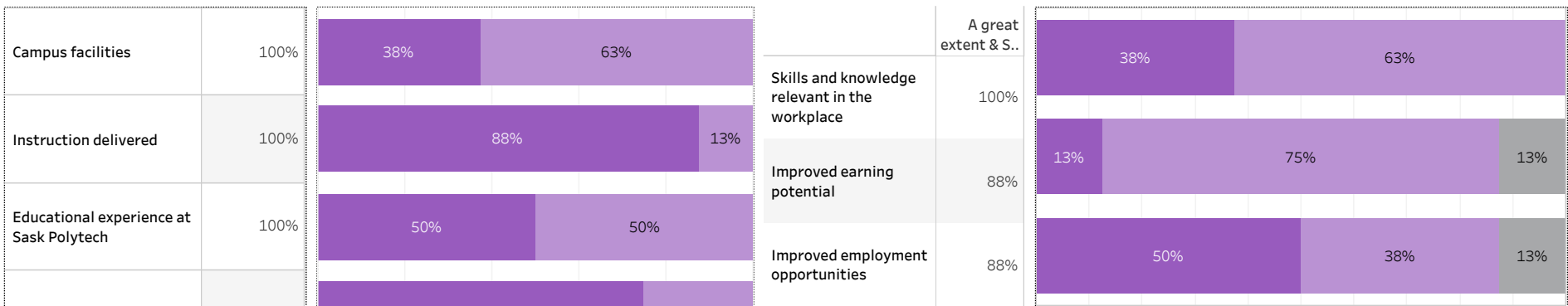
2019-20 Graduate Follow-up Survey Summary of Results (page 4/5) Satisfaction and Program Benefits



[Click on button to RESET Filters](#)

Number of Respondents 8	School: Mining, Energy & Manufacturing Program: Electronic Systems Engineering Credential: Diploma Admin Campus: Saskatoon Base/CE: Base Indigenous: Non-Indigenous
-----------------------------------	---

Level of Satisfaction	Very Satisfied & Somewhat Satisfied	<ul style="list-style-type: none"> Very satisfied Somewhat satisfied Not sure 	Program Benefits	<ul style="list-style-type: none"> A Great Extent & Some Extent Not sure Some extent A great extent
------------------------------	-------------------------------------	---	-------------------------	--



Institutional Research and Analysis




2019-20 Graduate Follow-up Survey Summary of Results (page 5/5) Further Post-Secondary Education



[Click on button to RESET Filters](#)

Number of Respondents 8	School: Mining, Energy & Manufacturing Program: Electronic Systems Engineering Credential: Diploma Admin Campus: Saskatoon Base/CE: Base Indigenous: Non-Indigenous
-----------------------------------	---

Currently Taking Further PSE  <p>100% No</p>	Enrolment Status	Current Program Related to Program Completed at Sask Polytech
---	-------------------------	--

Type of Post-Secondary Institution Enroled in
--

Among the students who pursued further education, 25% indicated the program was not related to the one they completed at Sask Polytech. Common reasons cited by the graduates who were studying in an unrelated field were to be able to change career choice, to have more/better career choices, and difficulty of finding employment in their previous field of study.

Institutional Research and Analysis



2019-20 Graduate Follow-up Survey Summary of Results (page 1/5) Respondent Profile



[Click on button to RESET Filters](#)

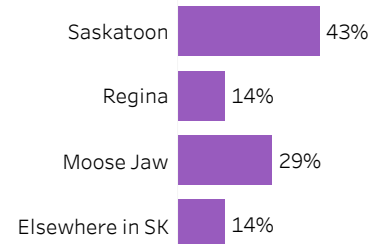
Number of Respondents
7

School: **Mining, Energy & Manufacturing** | Program: **Engineering Design and Drafting Technology** | Credential: **Diploma Co-op** | Admin Campus: **Moose Jaw** | Base/CE: **Base** | Indigenous: **Non-Indigenous**

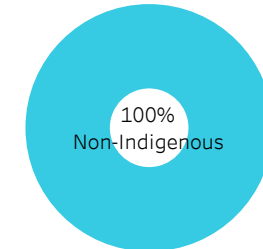
School

Mining, Energy & Manufacturing 100%

Location of Current Residence



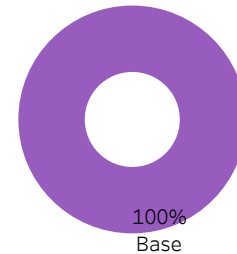
Indigenous Status



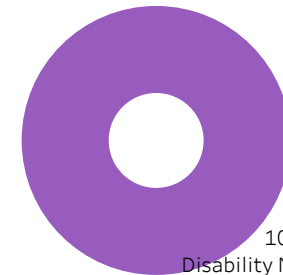
Credentials

Diploma Co-op 100%

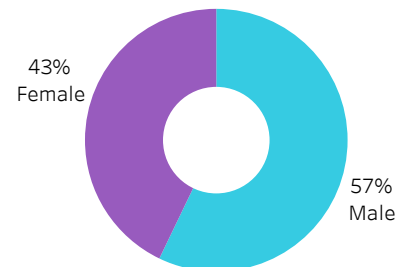
Base/CE



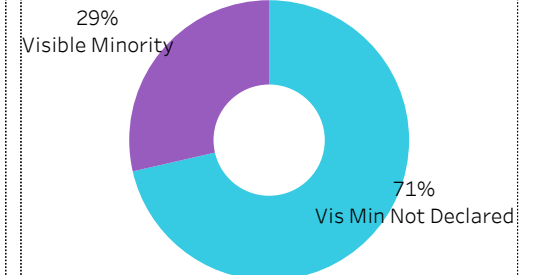
Disability



Gender



Visible Minority





2019-20 Graduate Follow-up Survey Summary of Results (page 2/5) Graduate Employment



[Click on button to RESET Filters](#)

Number of Respondents
7

School: **Mining, Energy & Manufacturing** | Program: **Engineering Design and Drafting Technology** | Credential: **Diploma Co-op** | Admin
Campus: **Moose Jaw** | Base/CE: **Base** | Indigenous: **Non-Indigenous**

Overall Employment Rate

#Available Workforce	# of Grads Employed	Employment Rate	# of Fulltime Employed Grads	Full-time Employment Rate
7	6	86%	6	86%

Training Related (TR) Employment

#Available Workforce	# of TR Employed Grads	TR Employment Rate	# of Fulltime TR Employed Grads	Full-time TR Employment Rate
7	5	71%	5	71%


Average Salaries by Location of Employment



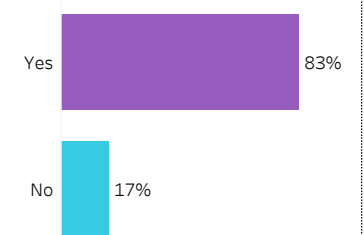
Location of Employment



Average/Median Salary

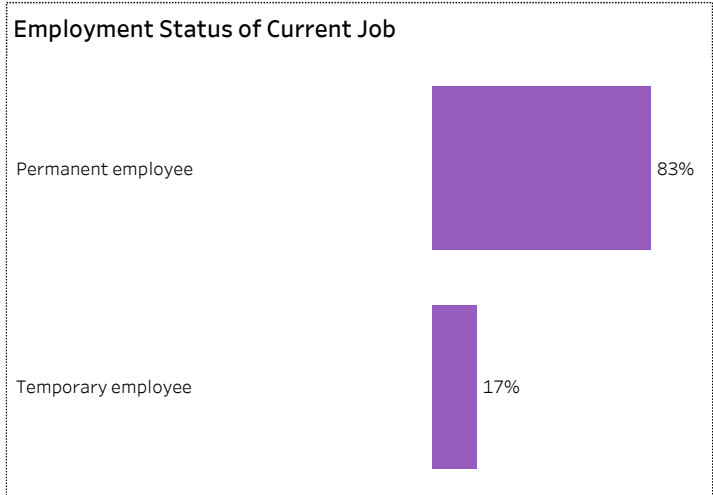
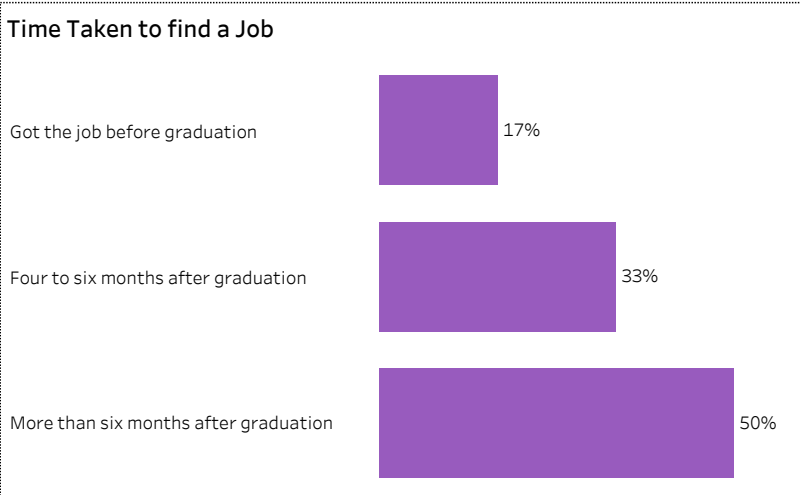
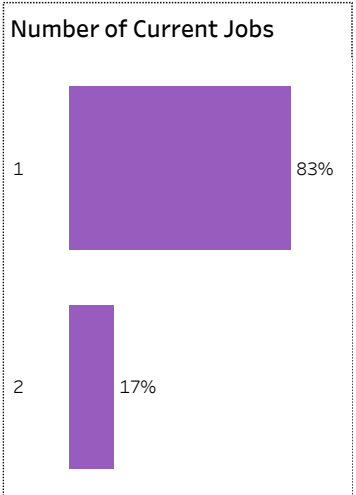
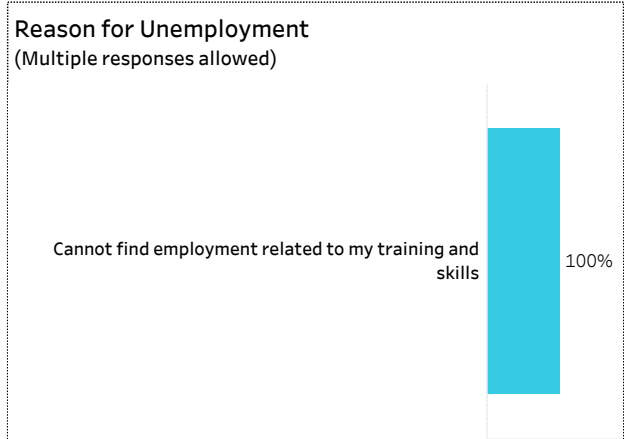
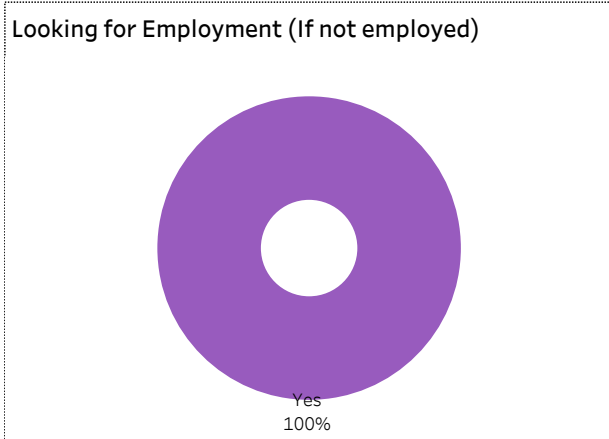
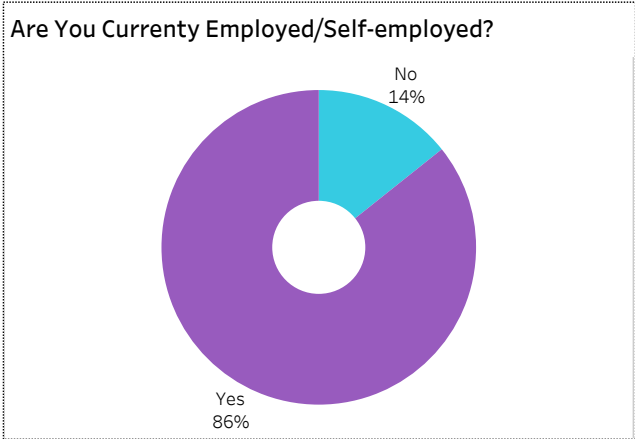


Relatedness of Job to Training



Number of Respondents: **7**

School: **Mining, Energy & Manufacturing** | Program: **Engineering Design and Drafting Technology** | Credential: **Diploma Co-op** |
 Admin Campus: **Moose Jaw** | Base/CE: **Base** | Indigenous: **Non-Indigenous**





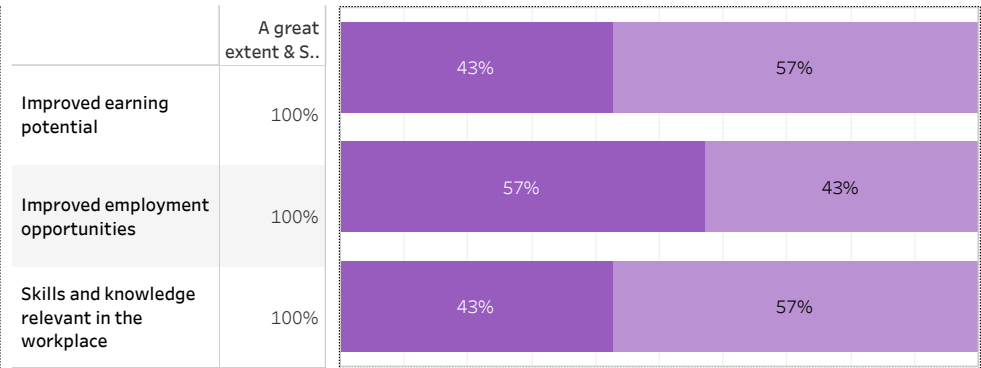
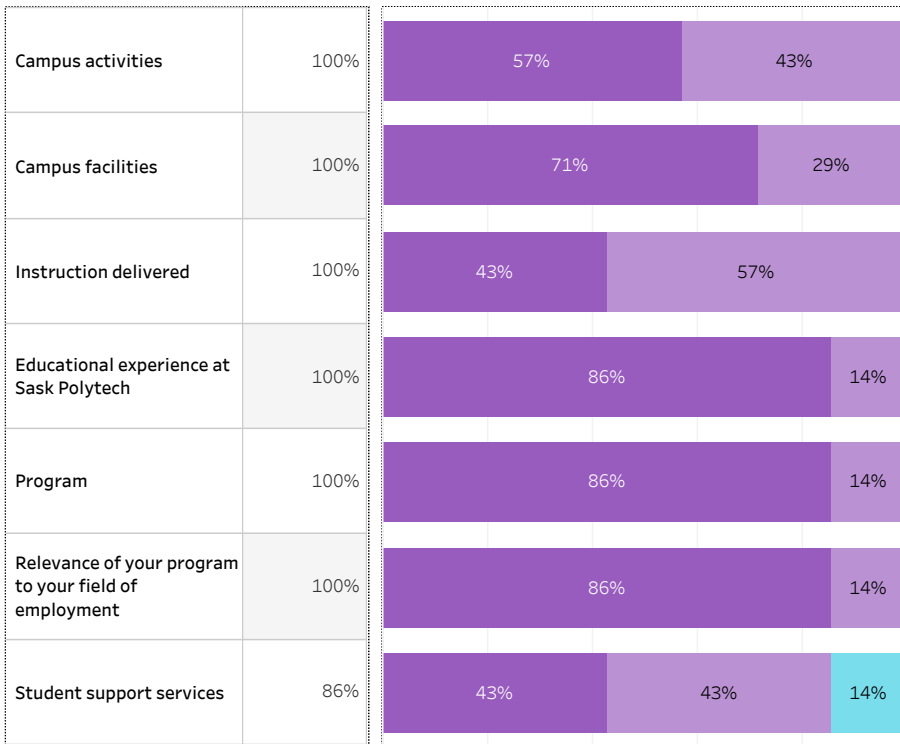
2019-20 Graduate Follow-up Survey Summary of Results (page 4/5) Satisfaction and Program Benefits



Click on button to RESET Filters

Number of Respondents 7	School: Mining, Energy & Manufacturing Program: Engineering Design and Drafting Technology Credential: Diploma Co-op Admin Campus: Moose Jaw Base/CE: Base Indigenous: Non-Indigenous
-----------------------------------	---

Level of Satisfaction	Very Satisfied & Somewhat Satisfied	<ul style="list-style-type: none"> Very satisfied Somewhat satisfied Somewhat dissatisfied 	Program Benefits	A Great Extent & Some Extent	<ul style="list-style-type: none"> Some extent A great extent
------------------------------	-------------------------------------	---	-------------------------	------------------------------	---



Satisfaction with Sask Polytech



Institutional Research and Analysis



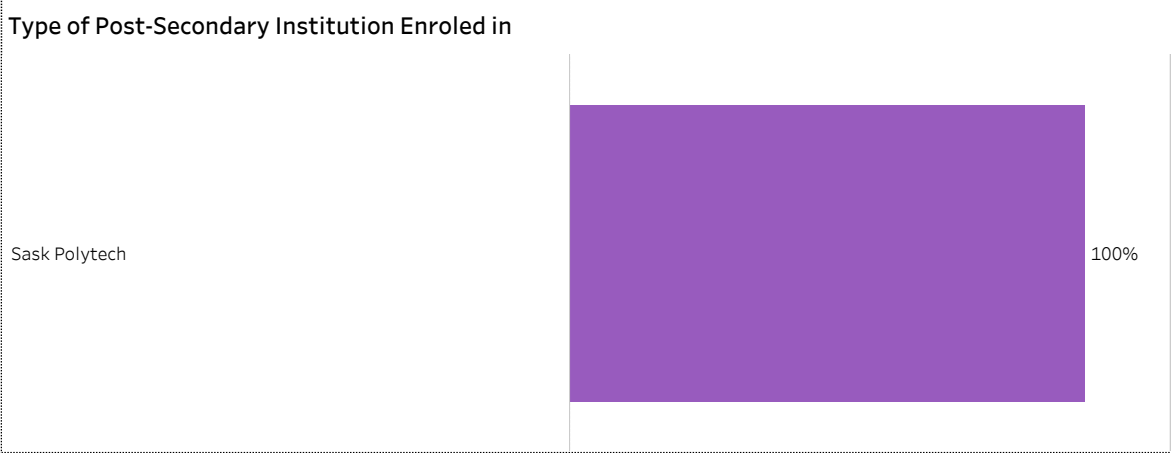
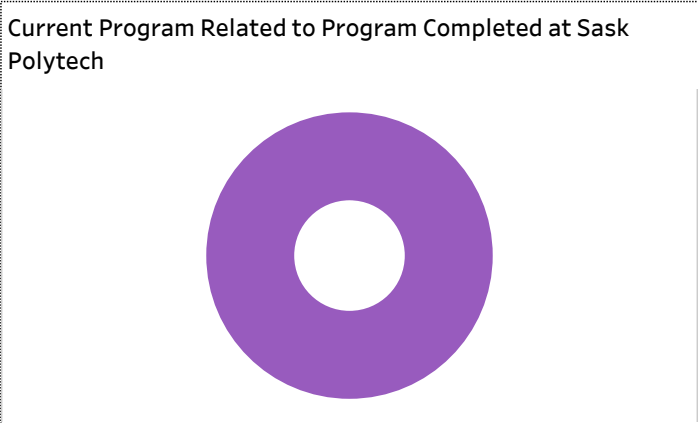
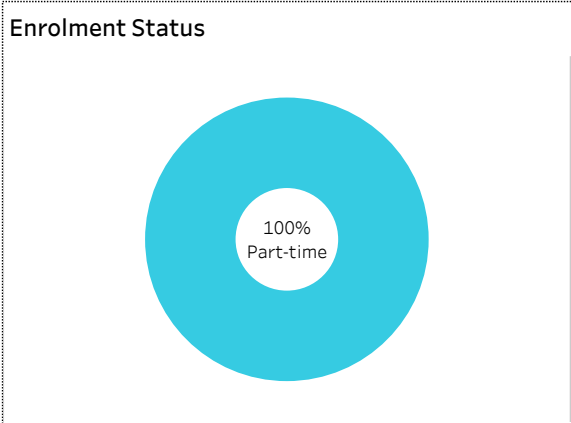
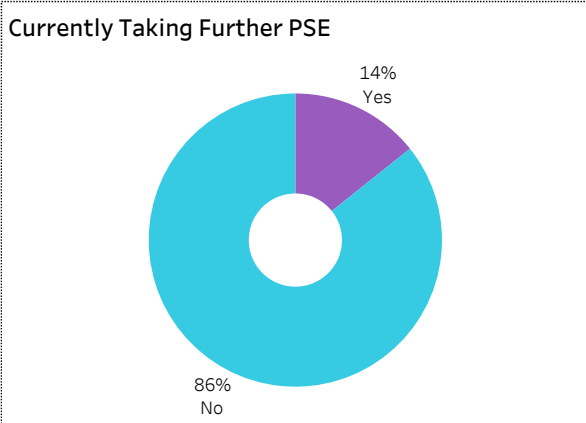
2019-20 Graduate Follow-up Survey Summary of Results (page 5/5) Further Post-Secondary Education



[Click on button to RESET Filters](#)

Number of Respondents
7

School: **Mining, Energy & Manufacturing** | Program: **Engineering Design and Drafting Technology** | Credential: **Diploma Co-op** |
Admin Campus: **Moose Jaw** | Base/CE: **Base** | Indigenous: **Non-Indigenous**



Among the students who pursued further education, 25% indicated the program was not related to the one they completed at Sask Polytech. Common reasons cited by the graduates who were studying in an unrelated field were to be able to change career choice, to have more/better career choices, and difficulty of finding employment in their previous field of study.

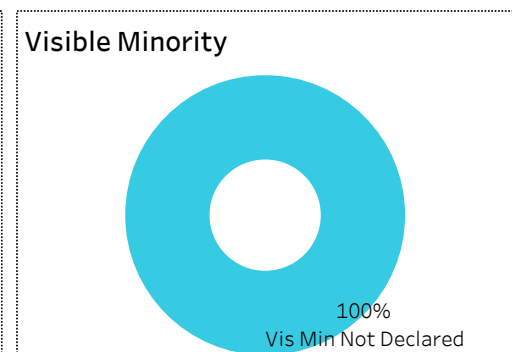
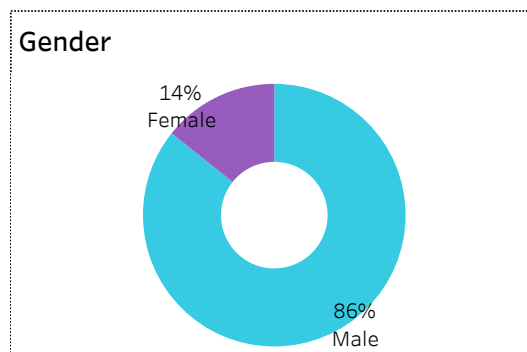
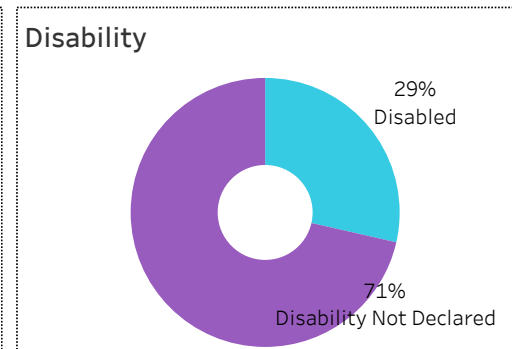
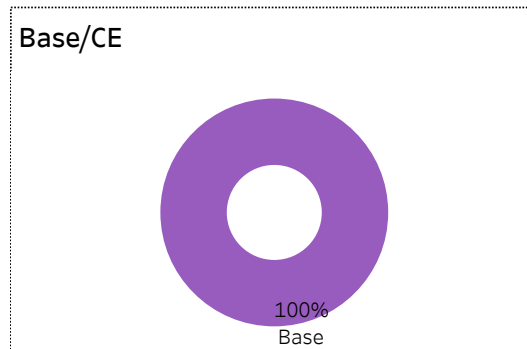
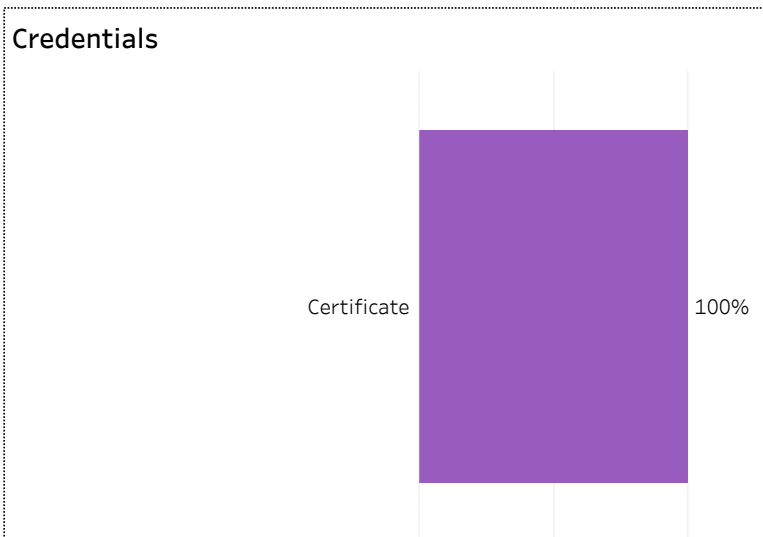
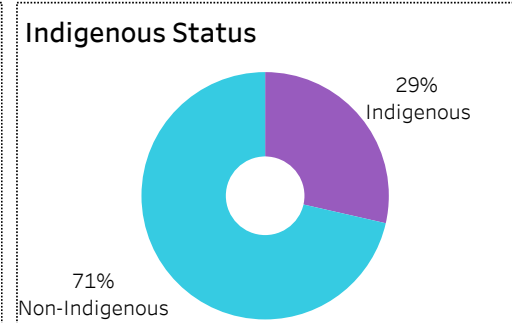
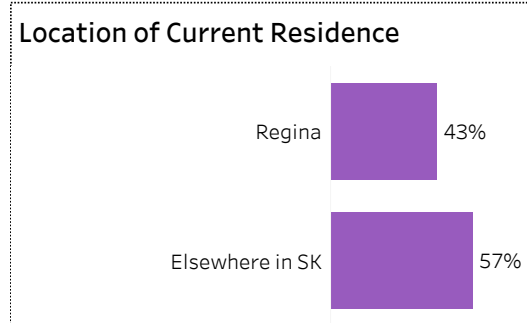

Institutional Research and Analysis

2019-20 Graduate Follow-up Survey Summary of Results (page 1/5) Respondent Profile



[Click on button to RESET Filters](#)

Number of Respondents: **7** | School: **Mining, Energy & Manufacturing** | Program: **Fabricator - Welder** | Credential: **Certificate** | Admin Campus: **Regina** | Base/CE: **Base** | Indigenous: **All**





2019-20 Graduate Follow-up Survey Summary of Results (page 2/5) Graduate Employment



[Click on button to RESET Filters](#)

Number of Respondents
7

School: **Mining, Energy & Manufacturing** | Program: **Fabricator - Welder** | Credential: **Certificate** | Admin Campus: **Regina** | Base/CE: **Base** |
Indigenous: **All**

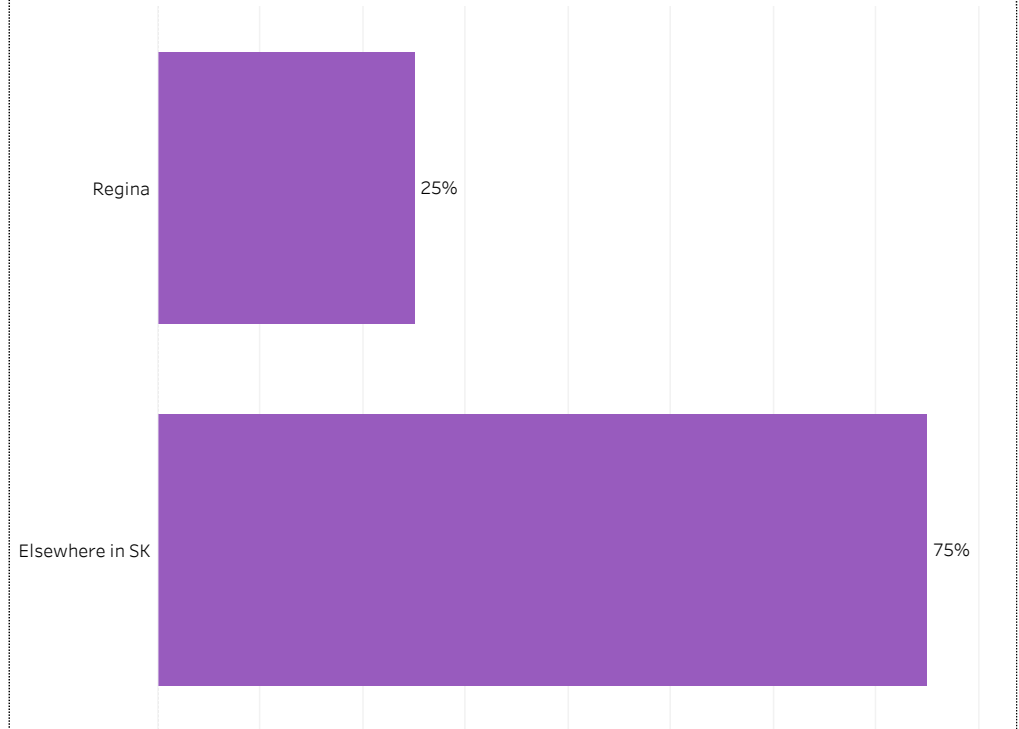
Overall Employment Rate

#Available Workforce	# of Grads Employed	Employment Rate	# of Fulltime Employed Grads	Full-time Employment Rate
7	5	71%	4	57%

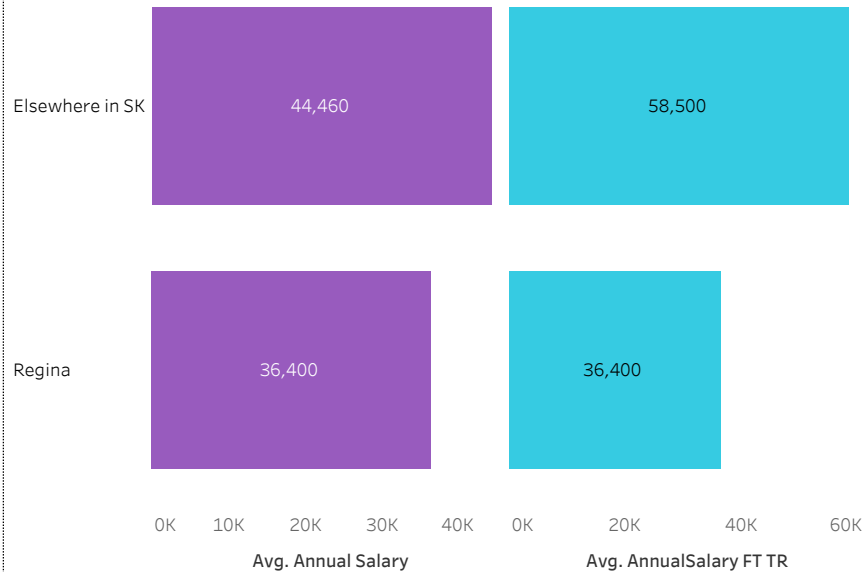
Training Related (TR) Employment

#Available Workforce	# of TR Employed Grads	TR Employment Rate	# of Fulltime TR Employed Grads	Full-time TR Employment Rate
7	2	29%	2	29%

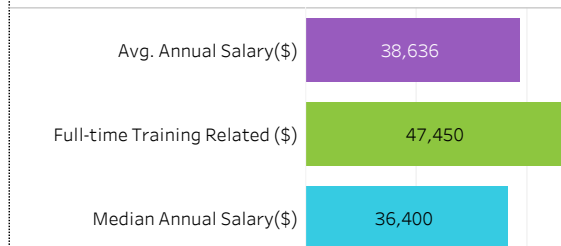
Location of Employment



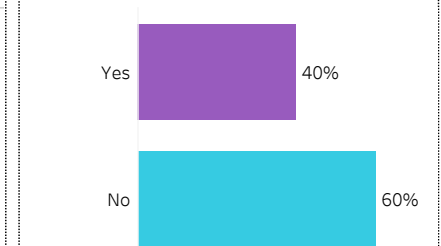
Average Salaries by Location of Employment



Average/Median Salary



Relatedness of Job to Training



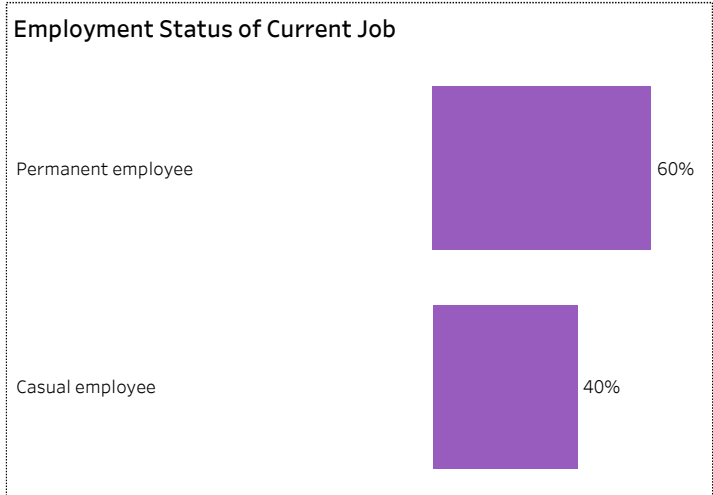
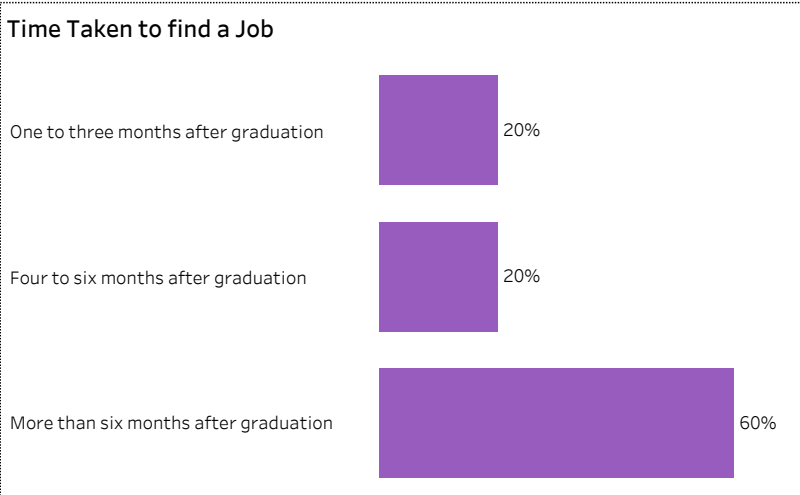
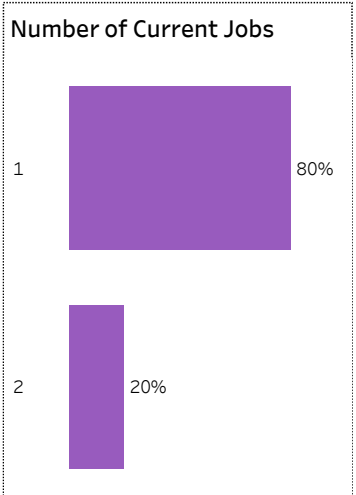
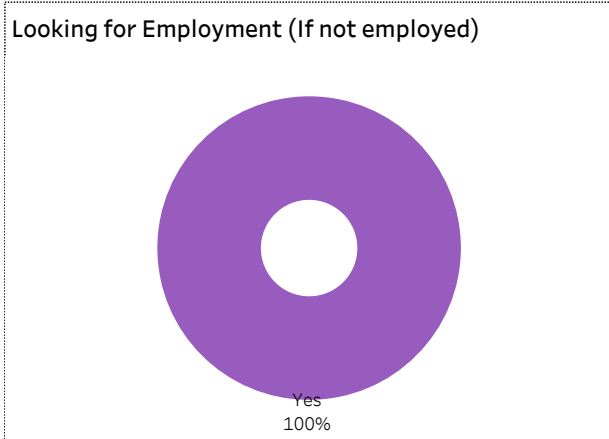
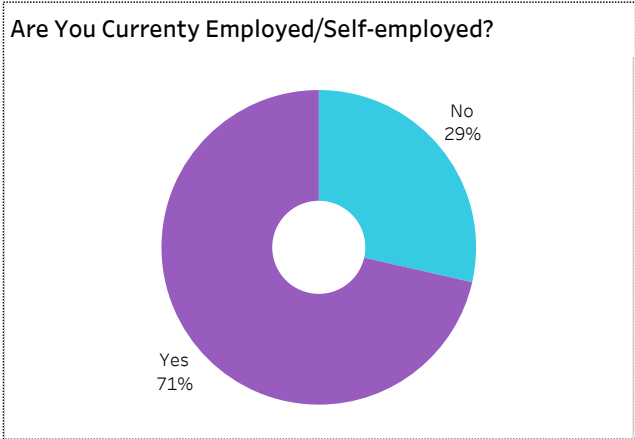


2019-20 Graduate Follow-up Survey Summary of Results (page 3/5) Graduate Employment (continued)



[Click on button to RESET Filters](#)

Number of Respondents: **7**
School: **Mining, Energy & Manufacturing** | Program: **Fabricator - Welder** | Credential: **Certificate** | Admin Campus: **Regina** | Base/CE: **Base** | Indigenous: **All**





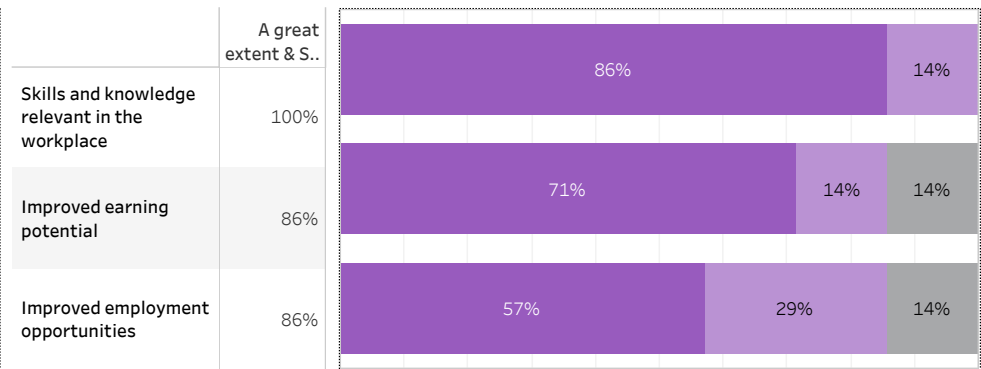
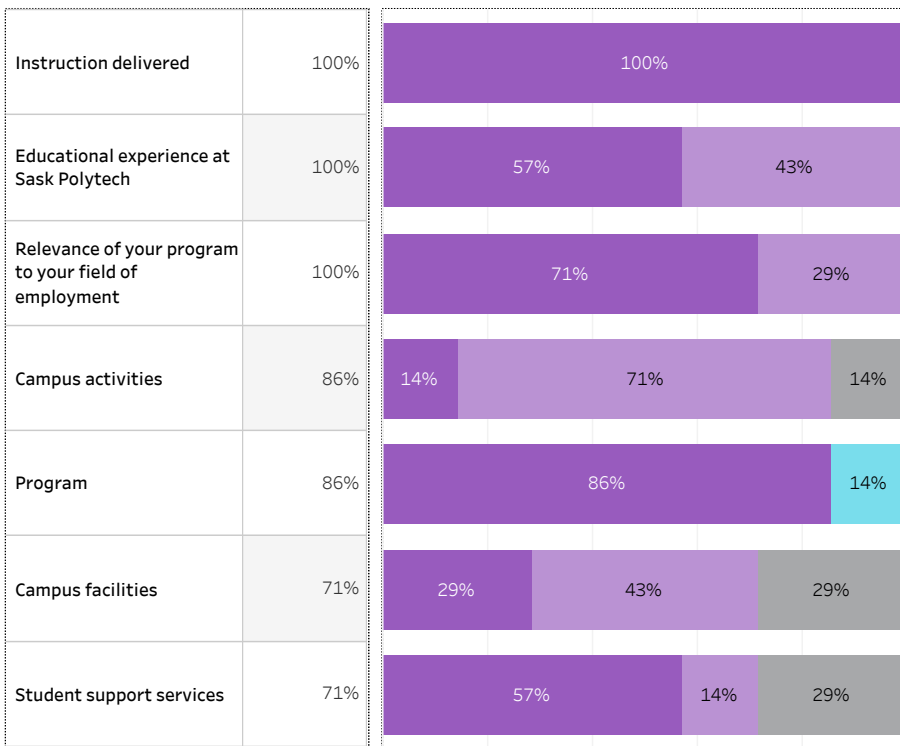
2019-20 Graduate Follow-up Survey Summary of Results (page 4/5) Satisfaction and Program Benefits



Click on button to RESET Filters

Number of Respondents 7	School: Mining, Energy & Manufacturing Program: Fabricator - Welder Credential: Certificate Admin Campus: Regina Base/CE: Base Indigenous: All
-----------------------------------	--

Level of Satisfaction	Very Satisfied & Somewhat Satisfied	<ul style="list-style-type: none"> Very satisfied Somewhat satisfied Somewhat dissatisfied Not sure 	Program Benefits	A Great Extent & Some Extent	<ul style="list-style-type: none"> Not applicable Some extent A great extent
-----------------------	-------------------------------------	---	------------------	------------------------------	---



Satisfaction with Sask Polytech



Institutional Research and Analysis




2019-20 Graduate Follow-up Survey Summary of Results (page 5/5) Further Post-Secondary Education



[Click on button to RESET Filters](#)

Number of Respondents 7	School: Mining, Energy & Manufacturing Program: Fabricator - Welder Credential: Certificate Admin Campus: Regina Base/CE: Base Indigenous: All
-----------------------------------	--

Currently Taking Further PSE  <p>100% No</p>	Enrolment Status	Current Program Related to Program Completed at Sask Polytech
---	-------------------------	--

Type of Post-Secondary Institution Enroled in
--

Among the students who pursued further education, 25% indicated the program was not related to the one they completed at Sask Polytech. Common reasons cited by the graduates who were studying in an unrelated field were to be able to change career choice, to have more/better career choices, and difficulty of finding employment in their previous field of study.

Institutional Research and Analysis

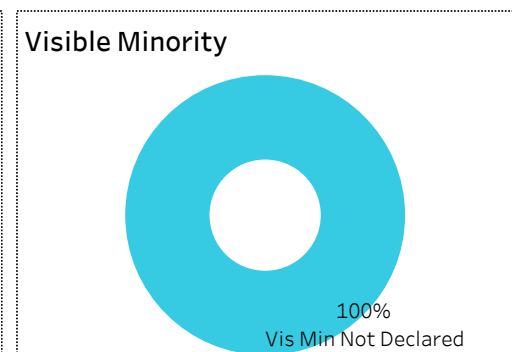
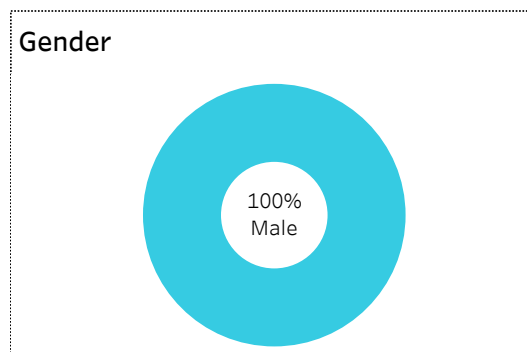
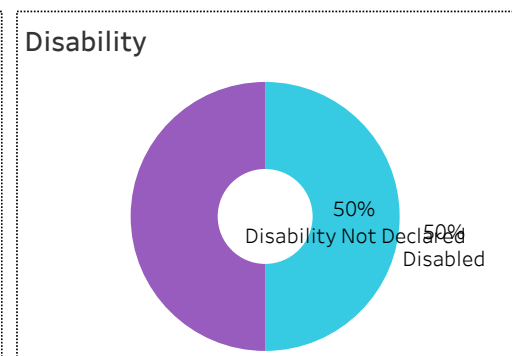
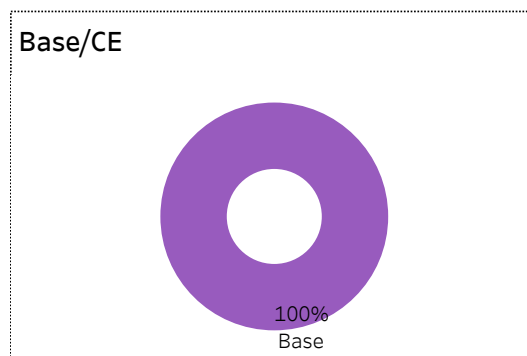
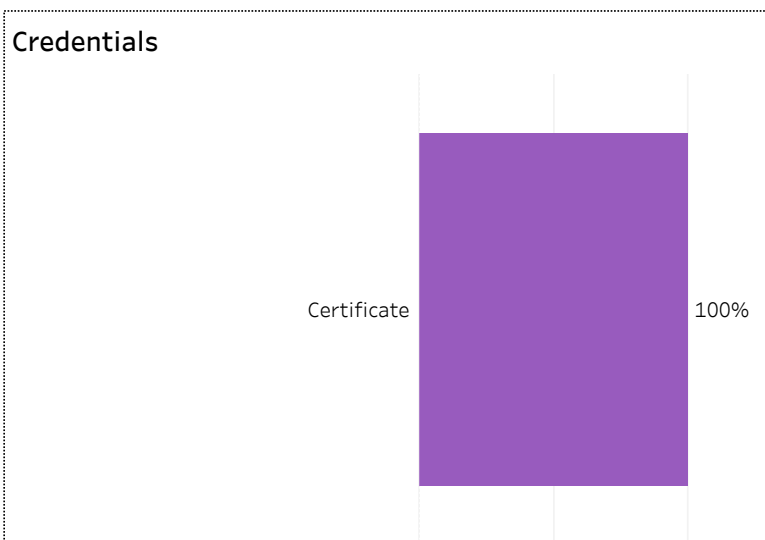
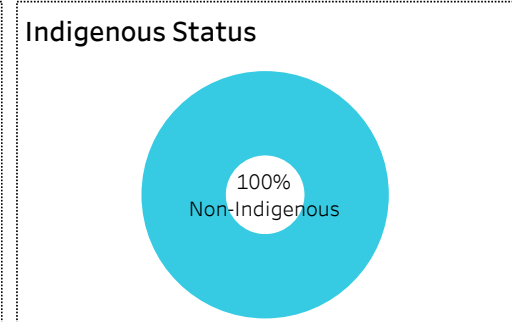
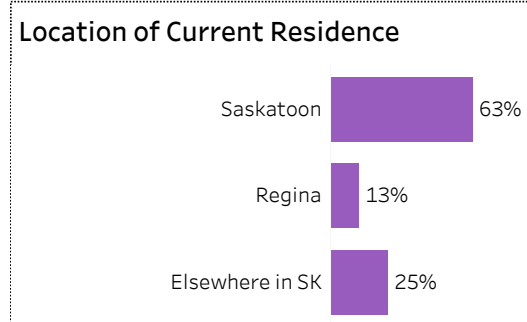


2019-20 Graduate Follow-up Survey Summary of Results (page 1/5) Respondent Profile



[Click on button to RESET Filters](#)

Number of Respondents: **8**
School: **Mining, Energy & Manufacturing** | Program: **Fabricator - Welder** | Credential: **Certificate** | Admin Campus: **Saskatoon** | Base/CE: **Base** | Indigenous: **Non-Indigenous**





2019-20 Graduate Follow-up Survey Summary of Results (page 2/5) Graduate Employment



[Click on button to RESET Filters](#)

Number of Respondents
8

School: **Mining, Energy & Manufacturing** | Program: **Fabricator - Welder** | Credential: **Certificate** | Admin Campus: **Saskatoon** | Base/CE: **Base** |
Indigenous: **Non-Indigenous**

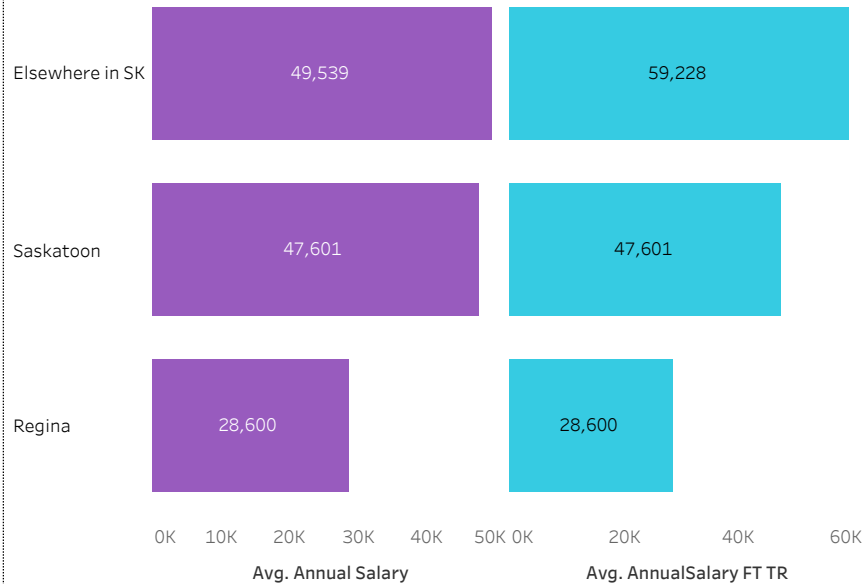
Overall Employment Rate

#Available Workforce	# of Grads Employed	Employment Rate	# of Fulltime Employed Grads	Full-time Employment Rate
8	7	88%	7	88%

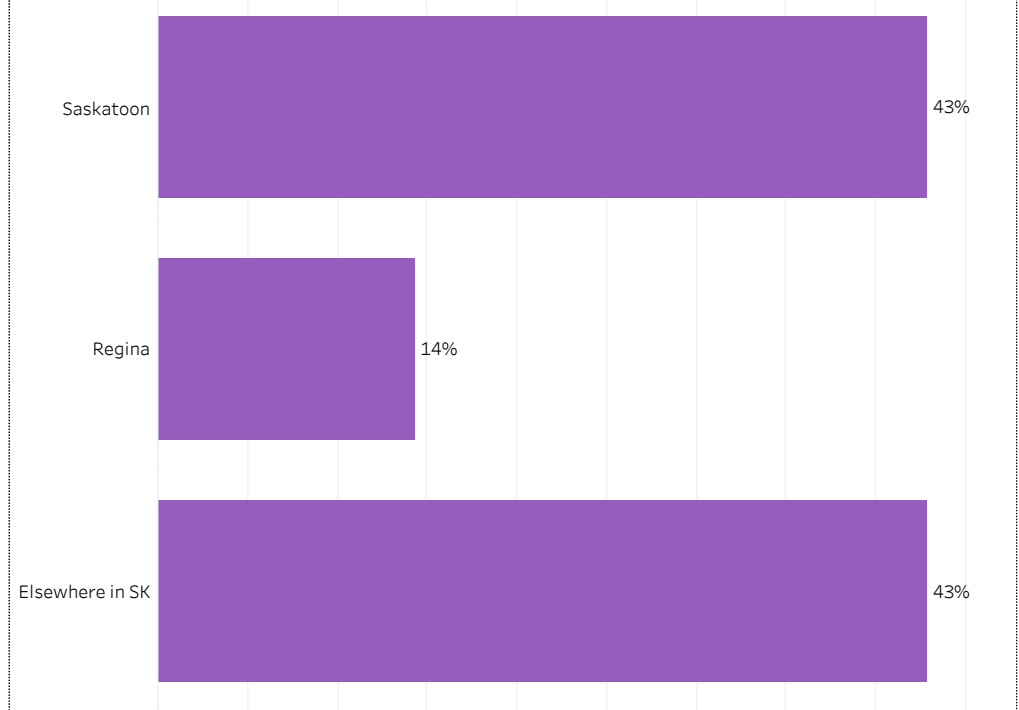
Training Related (TR) Employment

#Available Workforce	# of TR Employed Grads	TR Employment Rate	# of Fulltime TR Employed Grads	Full-time TR Employment Rate
8	6	75%	6	75%


Average Salaries by Location of Employment



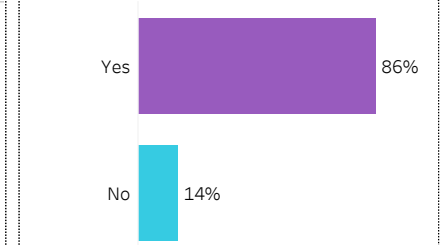
Location of Employment



Average/Median Salary



Relatedness of Job to Training





2019-20 Graduate Follow-up Survey

Summary of Results (page 3/5)

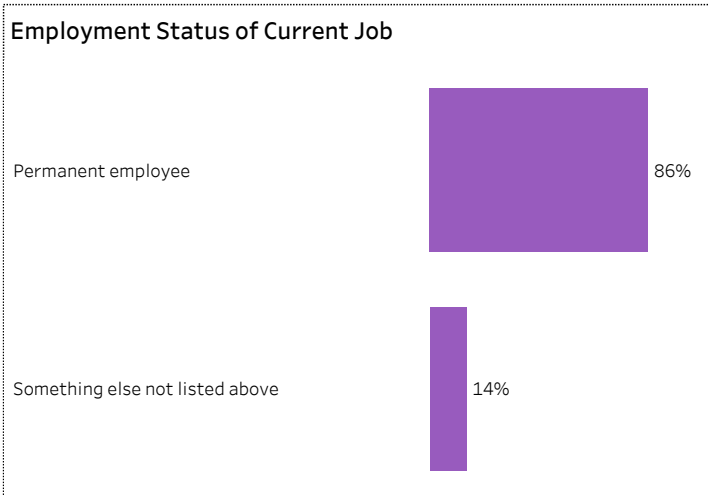
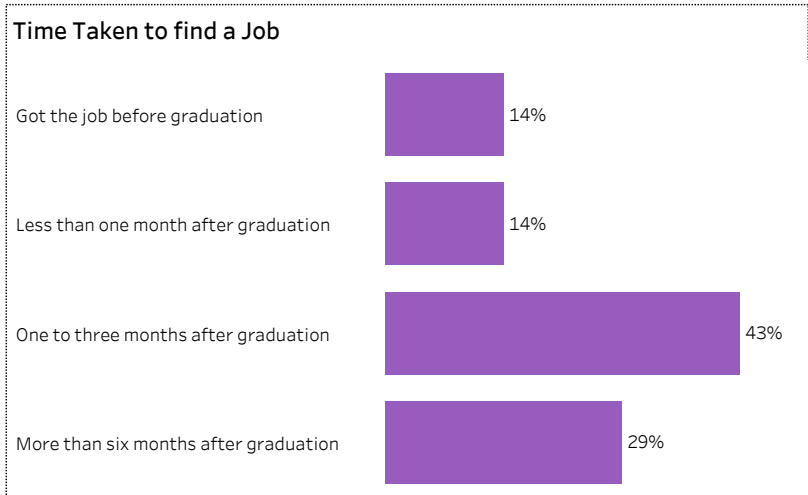
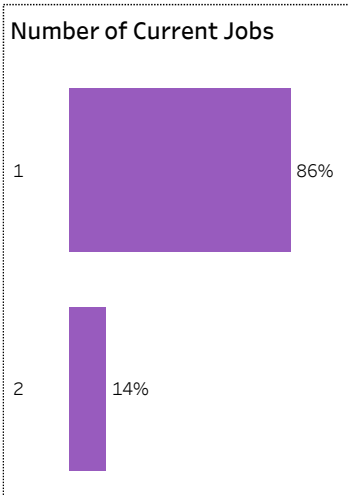
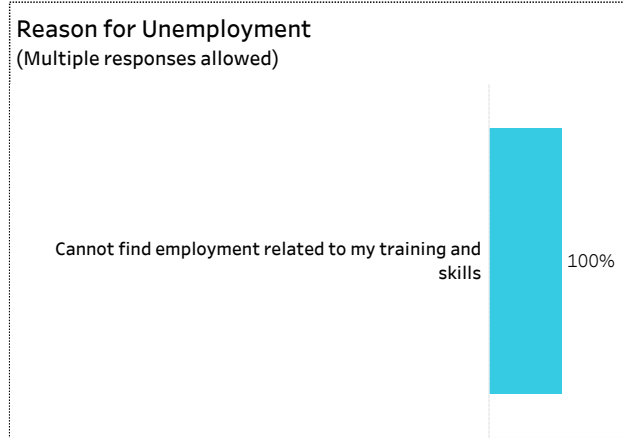
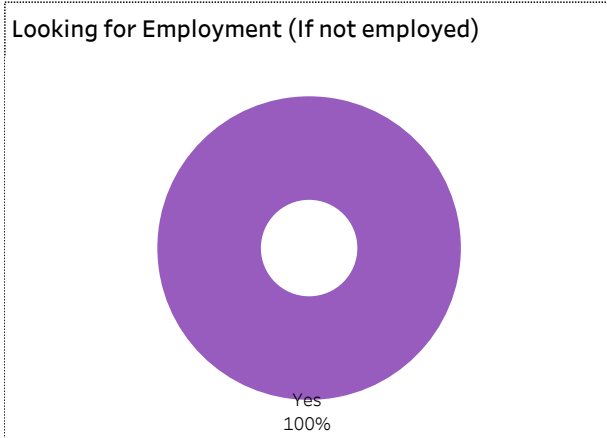
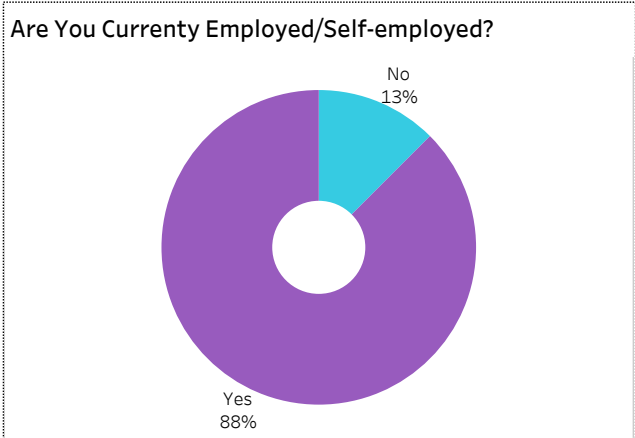
Graduate Employment (continued)



[Click on button to RESET Filters](#)

Number of Respondents: **8**

School: **Mining, Energy & Manufacturing** | Program: **Fabricator - Welder** | Credential: **Certificate** | Admin Campus: **Saskatoon** |
Base/CE: **Base** | Indigenous: **Non-Indigenous**





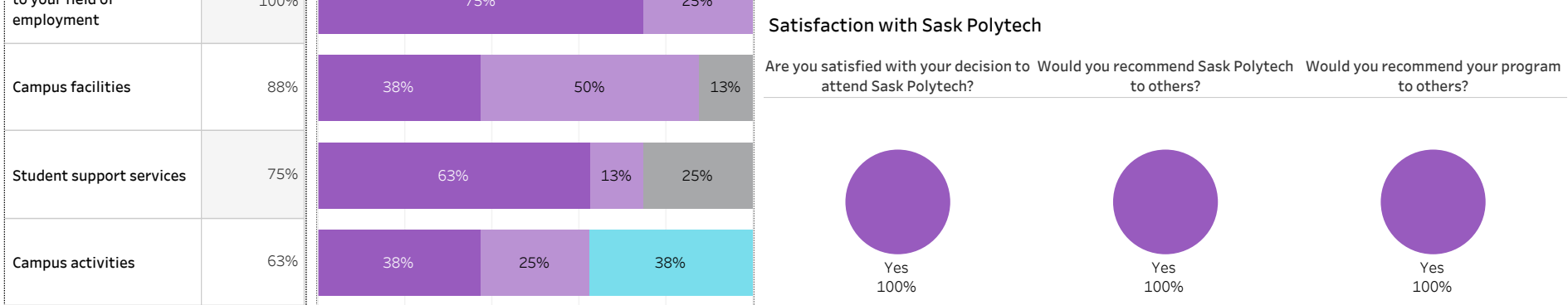
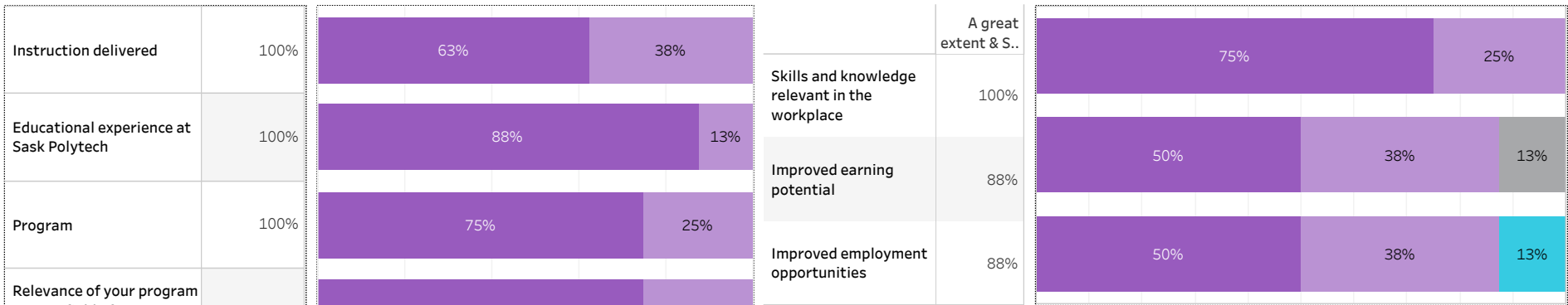
2019-20 Graduate Follow-up Survey Summary of Results (page 4/5) Satisfaction and Program Benefits



Click on button to RESET Filters

Number of Respondents 8	School: Mining, Energy & Manufacturing Program: Fabricator - Welder Credential: Certificate Admin Campus: Saskatoon Base/CE: Base Indigenous: Non-Indigenous
---	---

Level of Satisfaction	Very Satisfied & Somewhat Satisfied	<ul style="list-style-type: none"> ■ Very satisfied ■ Somewhat satisfied ■ Somewhat dissatisfied ■ Not sure 	Program Benefits	A Great Extent & Some Extent	<ul style="list-style-type: none"> ■ Not sure ■ No extent at all ■ Some extent ■ A great extent
------------------------------	-------------------------------------	---	-------------------------	------------------------------	---



Institutional Research and Analysis




2019-20 Graduate Follow-up Survey Summary of Results (page 5/5) Further Post-Secondary Education



[Click on button to RESET Filters](#)

Number of Respondents 8	School: Mining, Energy & Manufacturing Program: Fabricator - Welder Credential: Certificate Admin Campus: Saskatoon Base/CE: Base Indigenous: Non-Indigenous
-----------------------------------	---

Currently Taking Further PSE  <p>100% No</p>	Enrolment Status	Current Program Related to Program Completed at Sask Polytech
---	-------------------------	--

Type of Post-Secondary Institution Enroled in
--

Among the students who pursued further education, 25% indicated the program was not related to the one they completed at Sask Polytech. Common reasons cited by the graduates who were studying in an unrelated field were to be able to change career choice, to have more/better career choices, and difficulty of finding employment in their previous field of study.

Institutional Research and Analysis



2019-20 Graduate Follow-up Survey Summary of Results (page 1/5) Respondent Profile



[Click on button to RESET Filters](#)

Number of Respondents
7


School: **Mining, Energy & Manufacturing** | Program: **Geomatics and Surveying Engineering Technology**
|Credential: **Diploma Co-op** | Admin Campus: **Moose Jaw** | Base/CE: **Base** | Indigenous: **All**

School

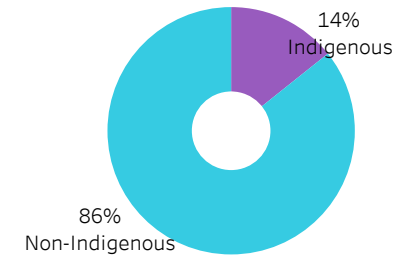
Mining, Energy & Manufacturing

100%

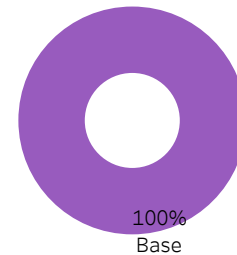
Location of Current Residence



Indigenous Status



Base/CE



Disability

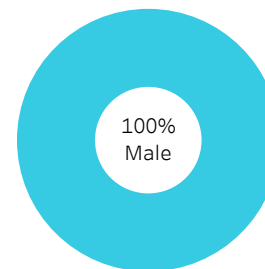


Credentials

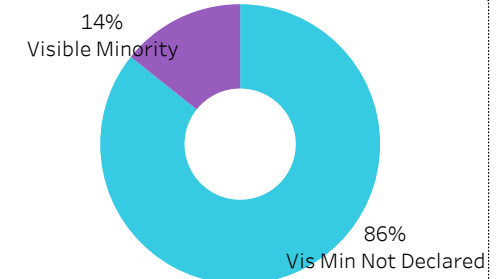
Diploma Co-op

100%

Gender



Visible Minority





2019-20 Graduate Follow-up Survey Summary of Results (page 2/5) Graduate Employment



[Click on button to RESET Filters](#)

Number of Respondents
7

School: **Mining, Energy & Manufacturing** | Program: **Geomatics and Surveying Engineering Technology** | Credential: **Diploma Co-op** | Admin
Campus: **Moose Jaw** | Base/CE: **Base** | Indigenous: **All**

Overall Employment Rate

#Available Workforce	# of Grads Employed	Employment Rate	# of Fulltime Employed Grads	Full-time Employment Rate
7	7	100%	7	100%

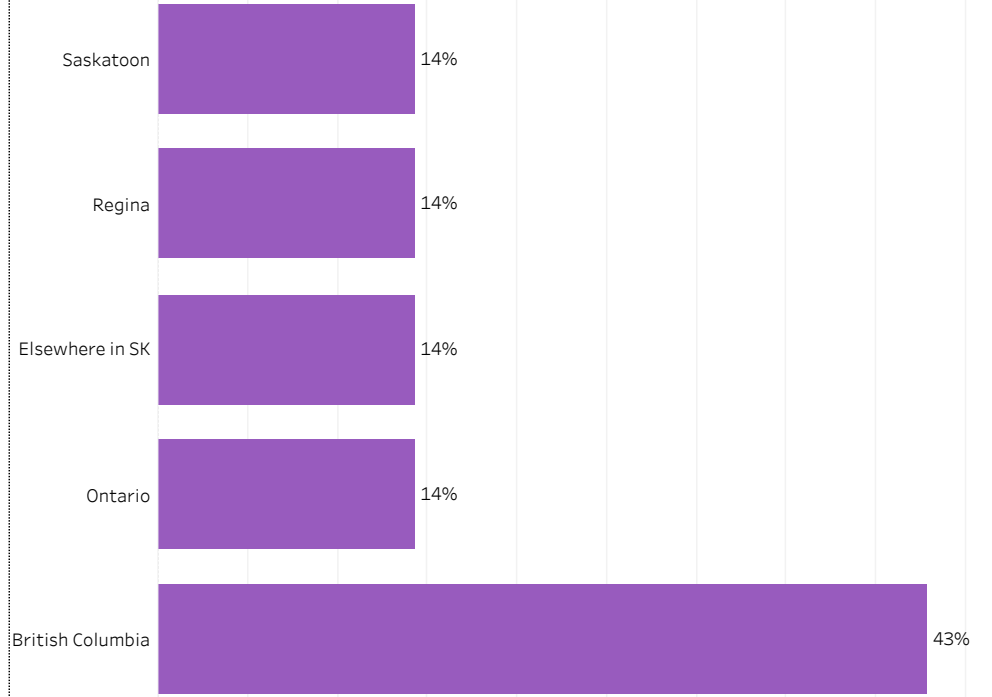
Training Related (TR) Employment

#Available Workforce	# of TR Employed Grads	TR Employment Rate	# of Fulltime TR Employed Grads	Full-time TR Employment Rate
7	7	100%	7	100%

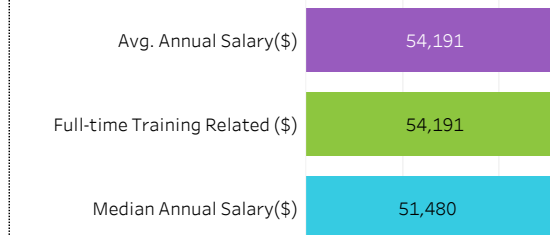
Average Salaries by Location of Employment



Location of Employment



Average/Median Salary



Relatedness of Job to Training





2019-20 Graduate Follow-up Survey

Summary of Results (page 3/5)

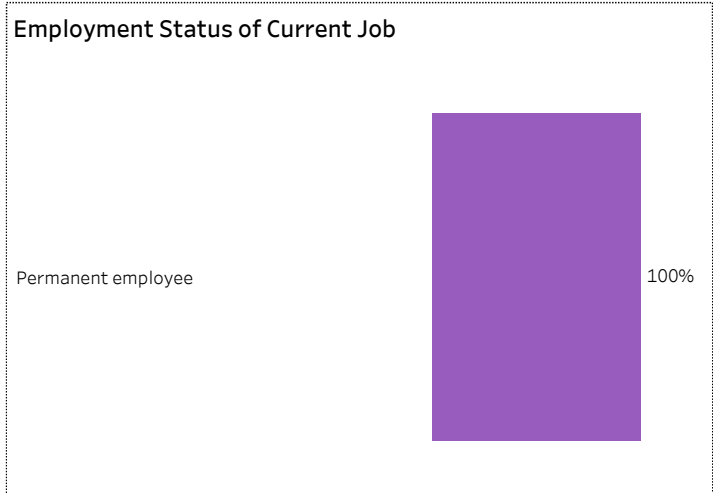
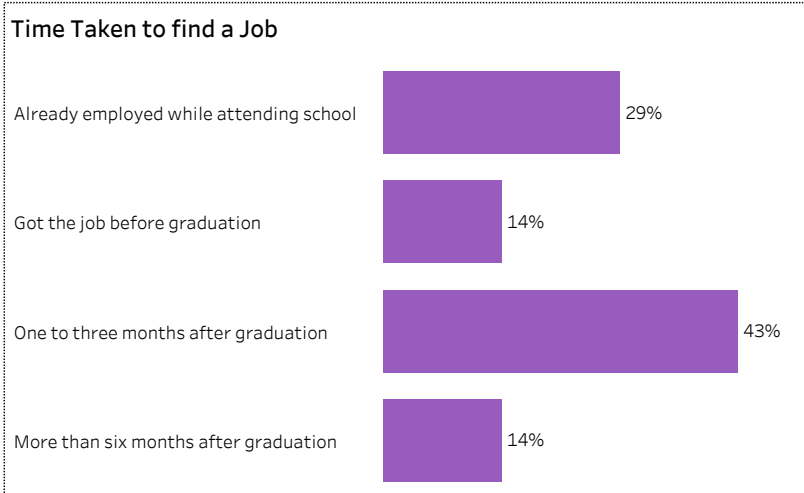
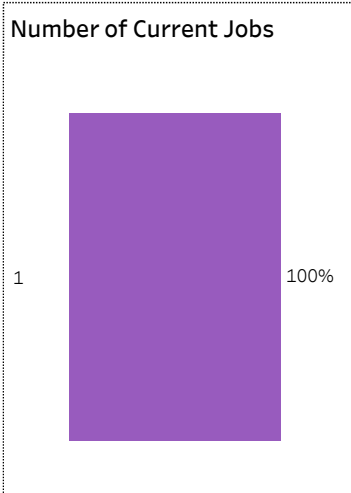

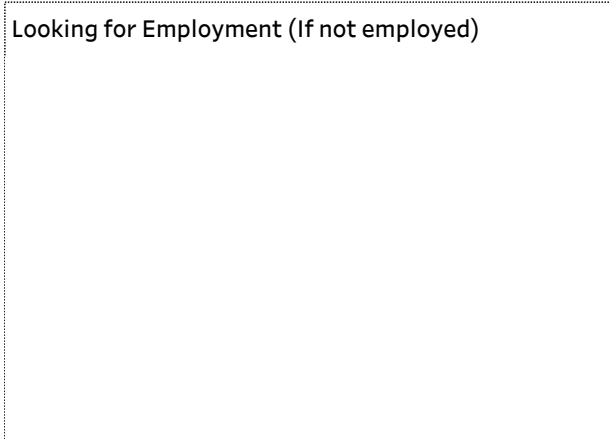
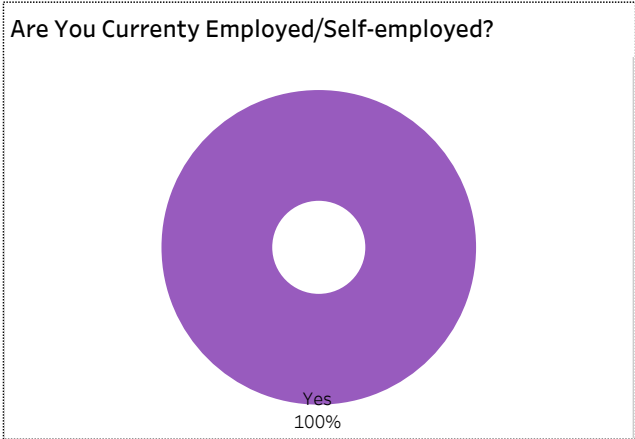
Graduate Employment (continued)



[Click on button to RESET Filters](#)

Number of Respondents: **7**

School: **Mining, Energy & Manufacturing** | Program: **Geomatics and Surveying Engineering Technology** | Credential: **Diploma Co-op** |
Admin Campus: **Moose Jaw** | Base/CE: **Base** | Indigenous: **All**





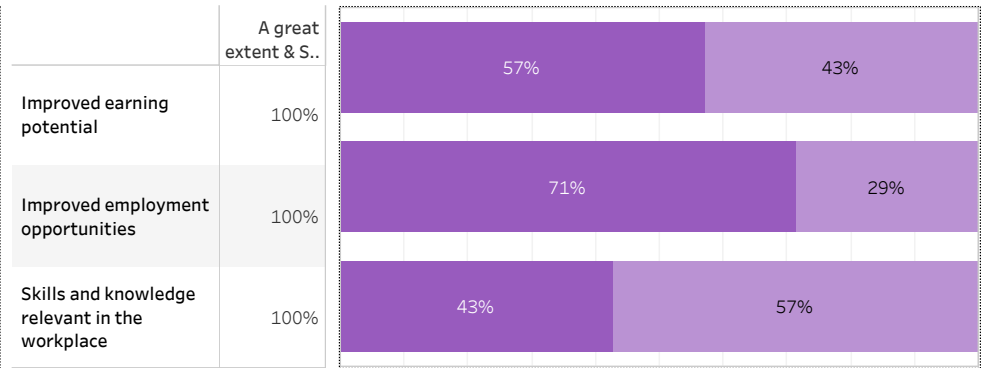
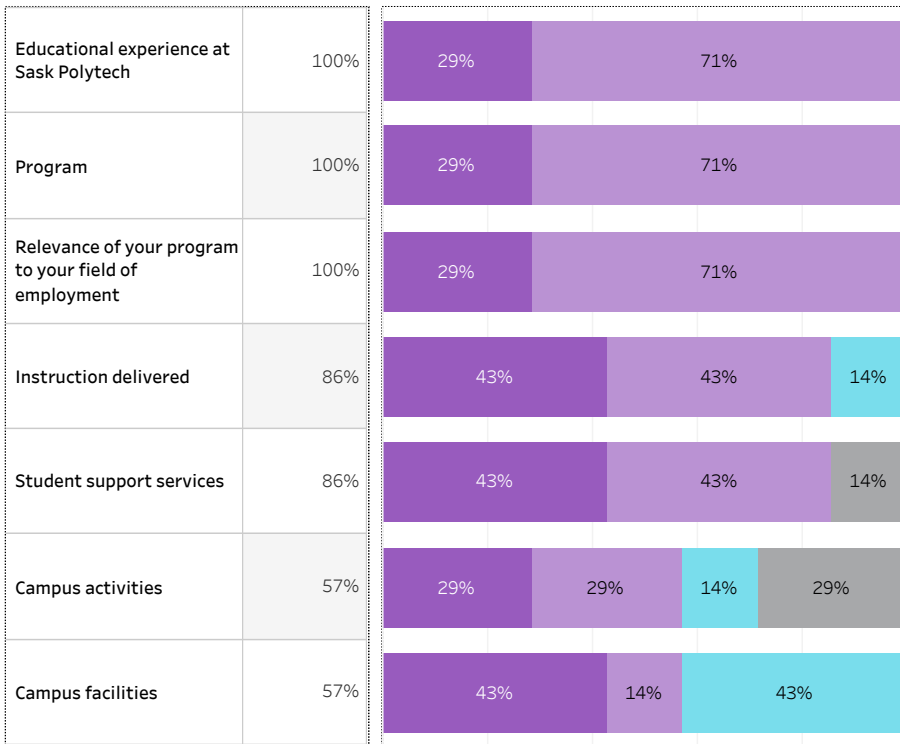
2019-20 Graduate Follow-up Survey Summary of Results (page 4/5) Satisfaction and Program Benefits



Click on button to RESET Filters

Number of Respondents 7	School: Mining, Energy & Manufacturing Program: Geomatics and Surveying Engineering Technology Credential: Diploma Co-op Admin Campus: Moose Jaw Base/CE: Base Indigenous: All
-----------------------------------	---

Level of Satisfaction	Very Satisfied & Somewhat Satisfied	<ul style="list-style-type: none"> Very satisfied Somewhat satisfied Somewhat dissatisfied Not sure 	Program Benefits	A Great Extent & Some Extent	<ul style="list-style-type: none"> Some extent A great extent
------------------------------	-------------------------------------	---	-------------------------	------------------------------	---



Satisfaction with Sask Polytech



Institutional Research and Analysis




2019-20 Graduate Follow-up Survey Summary of Results (page 5/5) Further Post-Secondary Education



[Click on button to RESET Filters](#)

Number of Respondents 7	School: Mining, Energy & Manufacturing Program: Geomatics and Surveying Engineering Technology Credential: Diploma Co-op Admin Campus: Moose Jaw Base/CE: Base Indigenous: All
-----------------------------------	---

Currently Taking Further PSE  <p>100% No</p>	Enrolment Status	Current Program Related to Program Completed at Sask Polytech
---	-------------------------	--

Type of Post-Secondary Institution Enroled in
--

Among the students who pursued further education, 25% indicated the program was not related to the one they completed at Sask Polytech. Common reasons cited by the graduates who were studying in an unrelated field were to be able to change career choice, to have more/better career choices, and difficulty of finding employment in their previous field of study.

Institutional Research and Analysis

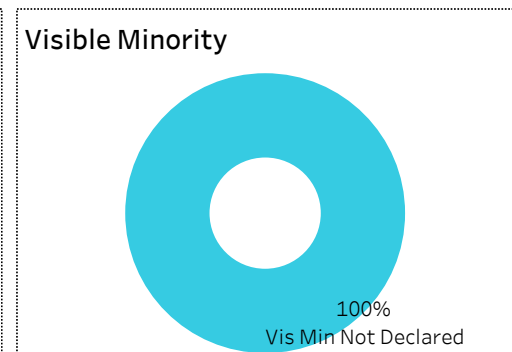
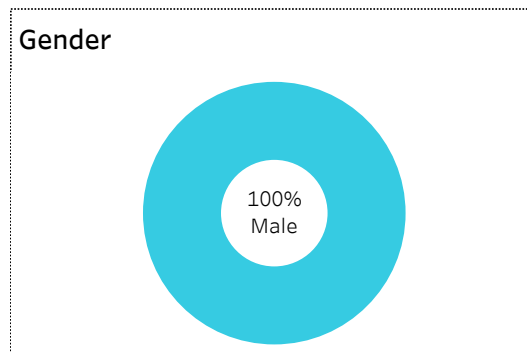
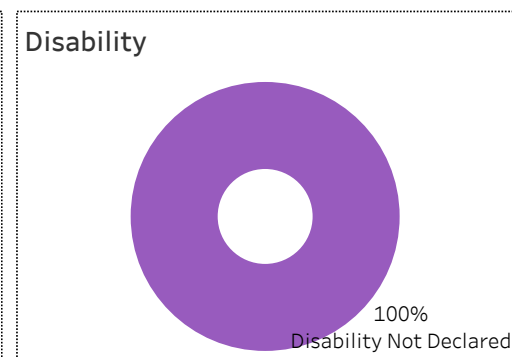

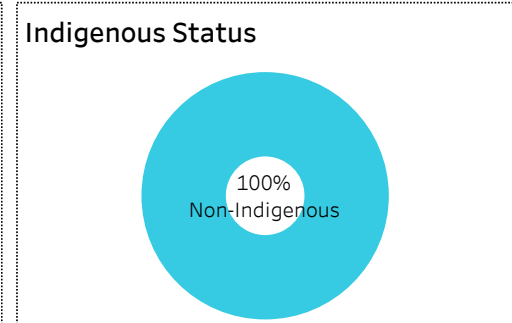
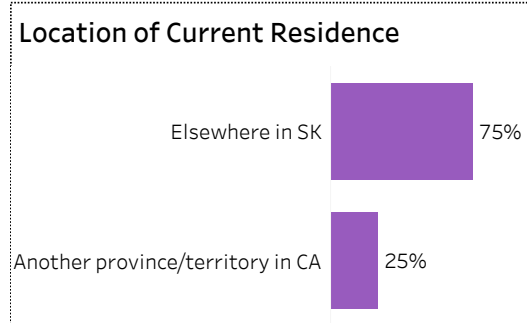


2019-20 Graduate Follow-up Survey Summary of Results (page 1/5) Respondent Profile



[Click on button to RESET Filters](#)

Number of Respondents: **4**
School: **Mining, Energy & Manufacturing** | Program: **Industrial Mechanics** | Credential: **Applied Certificate** |
Admin Campus: **Saskatoon** | Base/CE: **Con Ed - Sask Polytech Delivered** | Indigenous: **Non-Indigenous**





2019-20 Graduate Follow-up Survey Summary of Results (page 2/5) Graduate Employment



[Click on button to RESET Filters](#)

Number of Respondents
4

School: **Mining, Energy & Manufacturing** | Program: **Industrial Mechanics** | Credential: **Applied Certificate** | Admin Campus: **Saskatoon** |
Base/CE: **Con Ed - Sask Polytech Delivered** | Indigenous: **Non-Indigenous**

Overall Employment Rate

#Available Workforce	# of Grads Employed	Employment Rate	# of Fulltime Employed Grads	Full-time Employment Rate
3	3	100%	3	100%

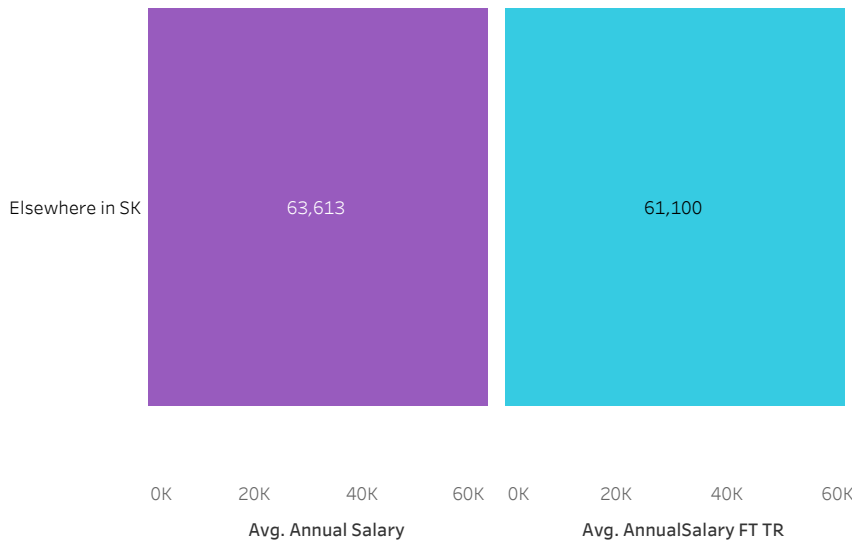
Training Related (TR) Employment

#Available Workforce	# of TR Employed Grads	TR Employment Rate	# of Fulltime TR Employed Grads	Full -time TR Employment Rate
3	2	67%	2	67%

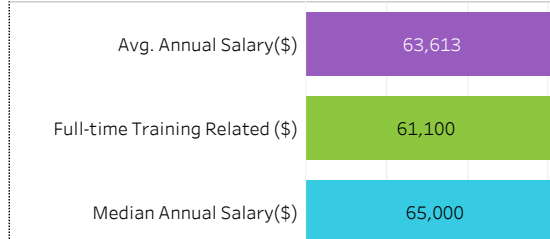
Location of Employment



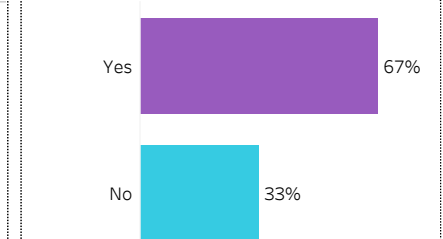
Average Salaries by Location of Employment



Average/Median Salary



Relatedness of Job to Training



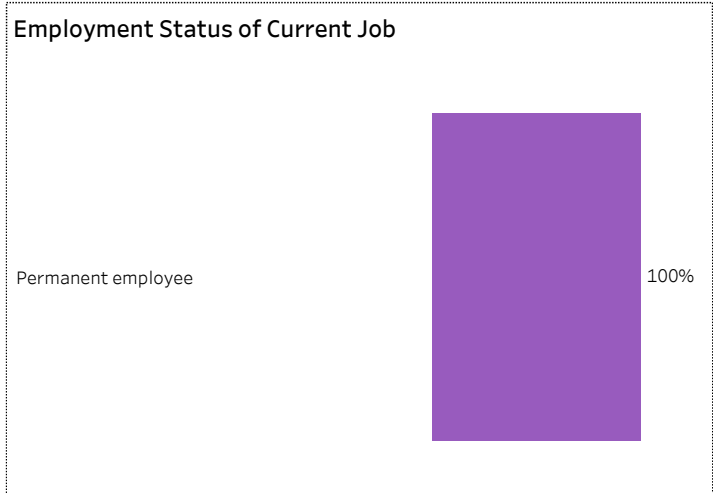
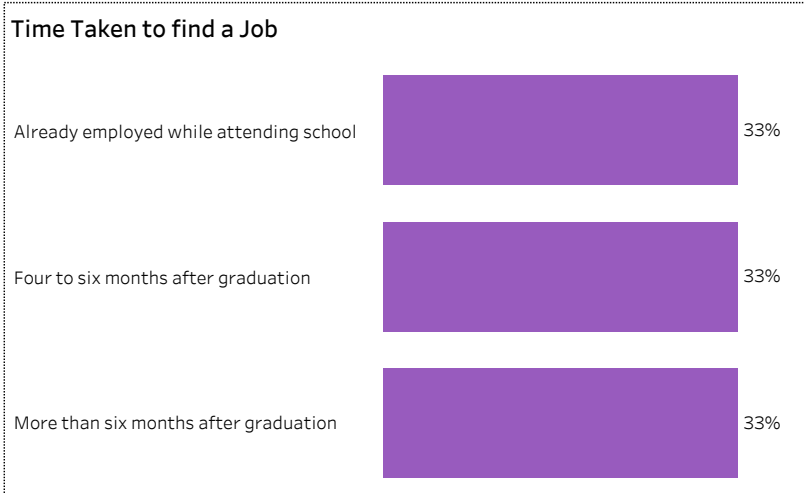
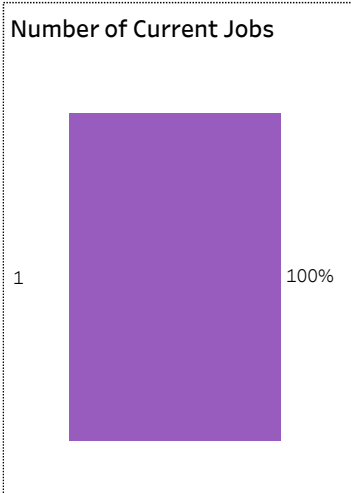
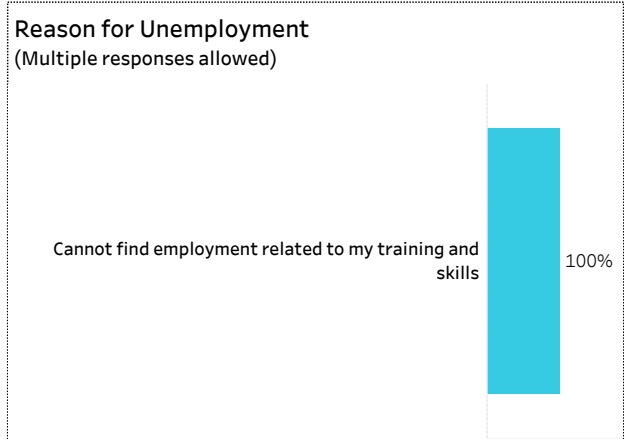
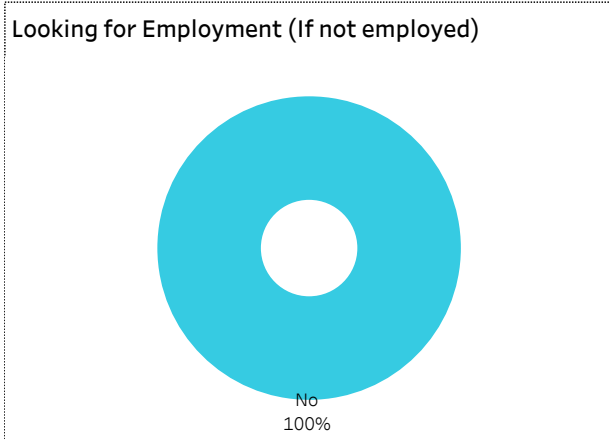
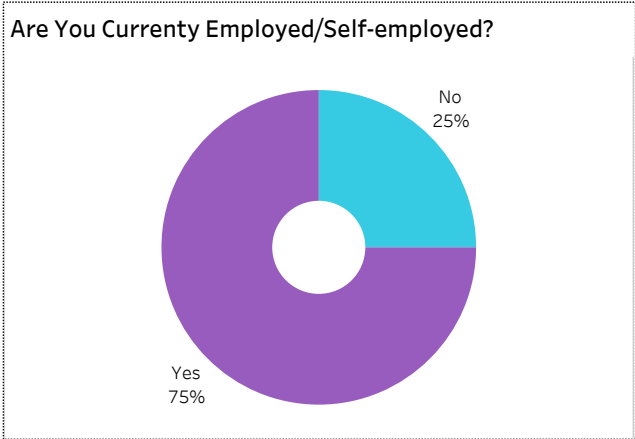


2019-20 Graduate Follow-up Survey Summary of Results (page 3/5) Graduate Employment (continued)



[Click on button to RESET Filters](#)

Number of Respondents: **4**
School: **Mining, Energy & Manufacturing** | Program: **Industrial Mechanics** | Credential: **Applied Certificate** | Admin Campus: **Saskatoon** | Base/CE: **Con Ed - Sask Polytech Delivered** | Indigenous: **Non-Indigenous**





2019-20 Graduate Follow-up Survey Summary of Results (page 4/5) Satisfaction and Program Benefits



Click on button to RESET Filters

Number of Respondents 4	School: Mining, Energy & Manufacturing Program: Industrial Mechanics Credential: Applied Certificate Admin Campus: Saskatoon Base/CE: Con Ed - Sask Polytech Delivered Indigenous: Non-Indigenous
-----------------------------------	---

Level of Satisfaction	Very Satisfied & Somewhat Satisfied	<ul style="list-style-type: none"> ■ Very satisfied ■ Somewhat satisfied ■ Somewhat dissatisfied ■ Not sure 	Program Benefits	A Great Extent & Some Extent	<ul style="list-style-type: none"> ■ Not applicable ■ No extent at all ■ Some extent ■ A great extent
------------------------------	-------------------------------------	---	-------------------------	------------------------------	---

Campus activities	100%		A great extent & S..		
Campus facilities	100%		Improved earning potential	75%	
Instruction delivered	100%		Improved employment opportunities	75%	
Educational experience at Sask Polytech	100%		Skills and knowledge relevant in the workplace	75%	

Program	100%		Satisfaction with Sask Polytech		
Student support services	75%		Are you satisfied with your decision to attend Sask Polytech?	Would you recommend Sask Polytech to others?	Would you recommend your program to others?
Relevance of your program to your field of employment	50%				

Institutional Research and Analysis




2019-20 Graduate Follow-up Survey Summary of Results (page 5/5) Further Post-Secondary Education



[Click on button to RESET Filters](#)

Number of Respondents 4	School: Mining, Energy & Manufacturing Program: Industrial Mechanics Credential: Applied Certificate Admin Campus: Saskatoon Base/CE: Con Ed - Sask Polytech Delivered Indigenous: Non-Indigenous
-----------------------------------	---

Currently Taking Further PSE 	Enrolment Status	Current Program Related to Program Completed at Sask Polytech
---	------------------	---

Type of Post-Secondary Institution Enroled in

Among the students who pursued further education, 25% indicated the program was not related to the one they completed at Sask Polytech. Common reasons cited by the graduates who were studying in an unrelated field were to be able to change career choice, to have more/better career choices, and difficulty of finding employment in their previous field of study.

Institutional Research and Analysis

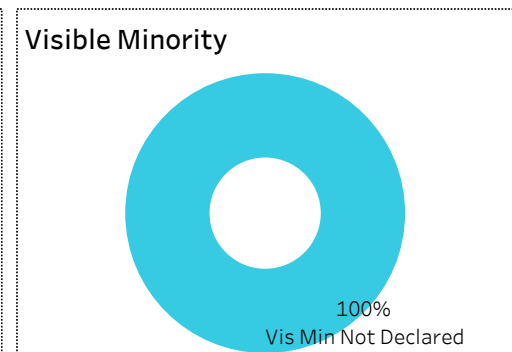
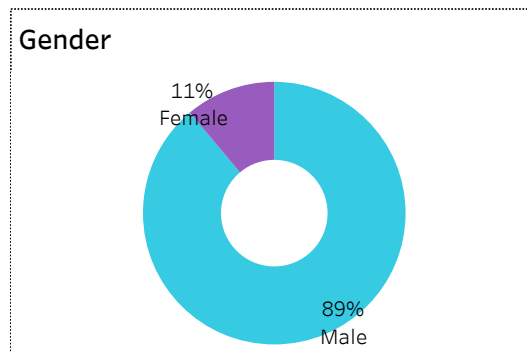
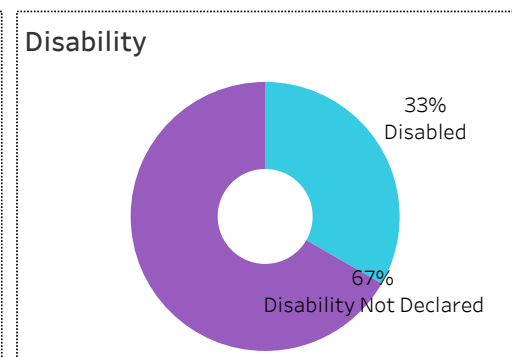
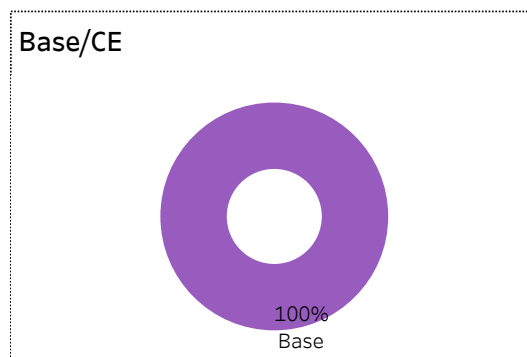
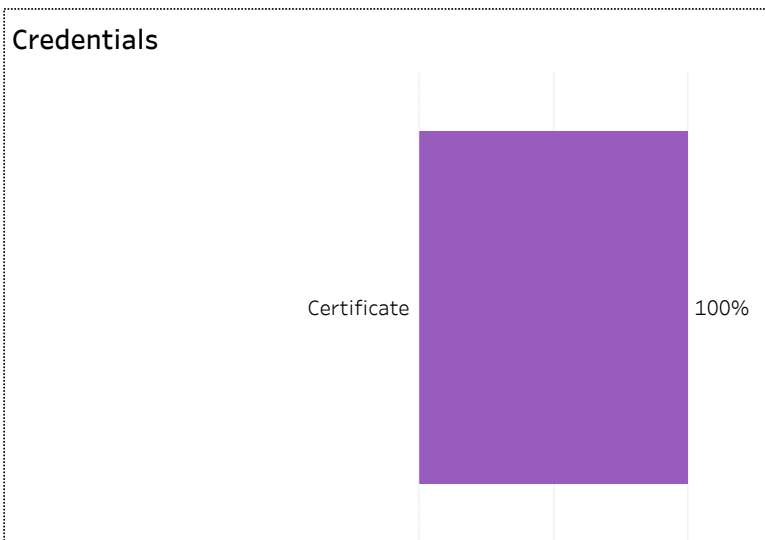
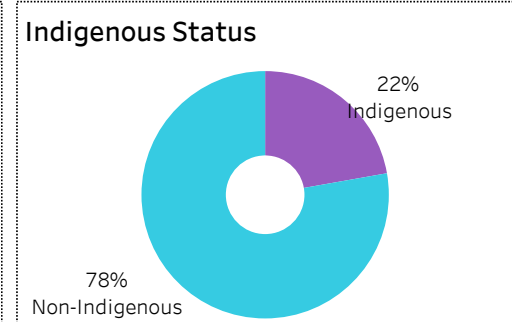
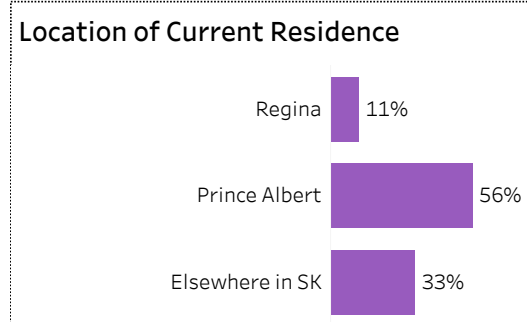


2019-20 Graduate Follow-up Survey Summary of Results (page 1/5) Respondent Profile



[Click on button to RESET Filters](#)

Number of Respondents: **9**
School: **Mining, Energy & Manufacturing** | Program: **Industrial Mechanics** | Credential: **Certificate** | Admin
Campus: **Prince Albert** | Base/CE: **Base** | Indigenous: **All**





2019-20 Graduate Follow-up Survey Summary of Results (page 2/5) Graduate Employment



[Click on button to RESET Filters](#)

Number of Respondents
9

School: **Mining, Energy & Manufacturing** | Program: **Industrial Mechanics** | Credential: **Certificate** | Admin Campus: **Prince Albert** | Base/CE: **Base** | Indigenous: **All**

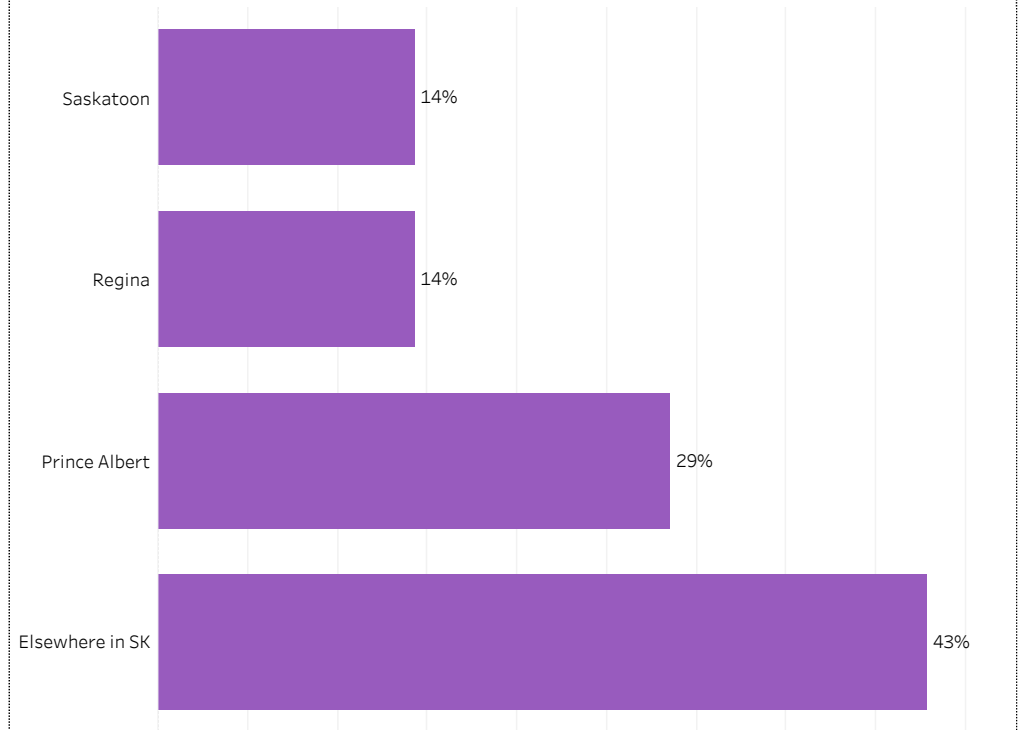
Overall Employment Rate

#Available Workforce	# of Grads Employed	Employment Rate	# of Fulltime Employed Grads	Full-time Employment Rate
8	7	88%	6	75%

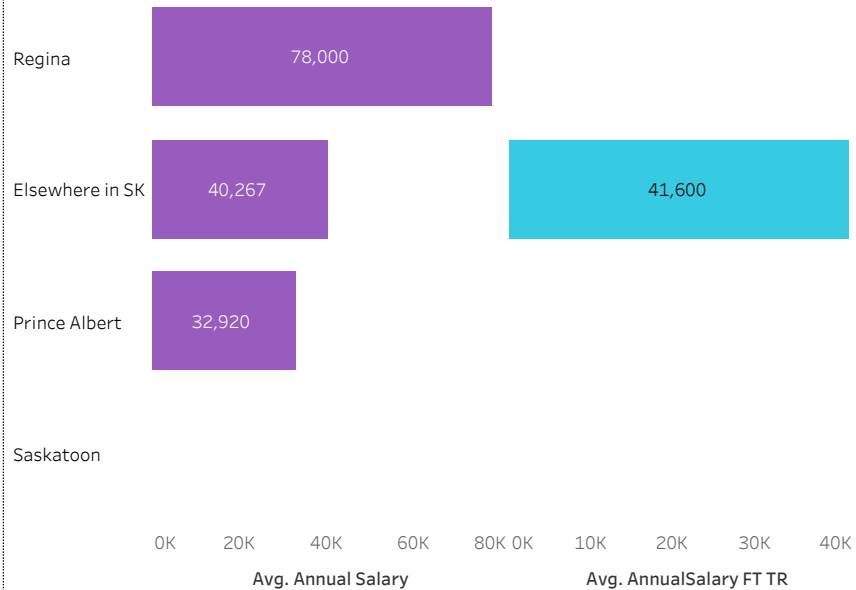
Training Related (TR) Employment

#Available Workforce	# of TR Employed Grads	TR Employment Rate	# of Fulltime TR Employed Grads	Full-time TR Employment Rate
8	2	25%	1	13%


Location of Employment



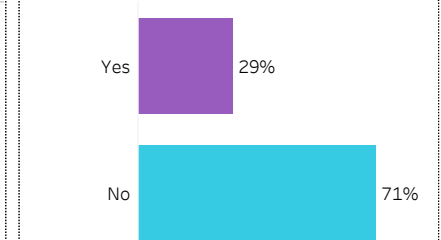
Average Salaries by Location of Employment



Average/Median Salary



Relatedness of Job to Training



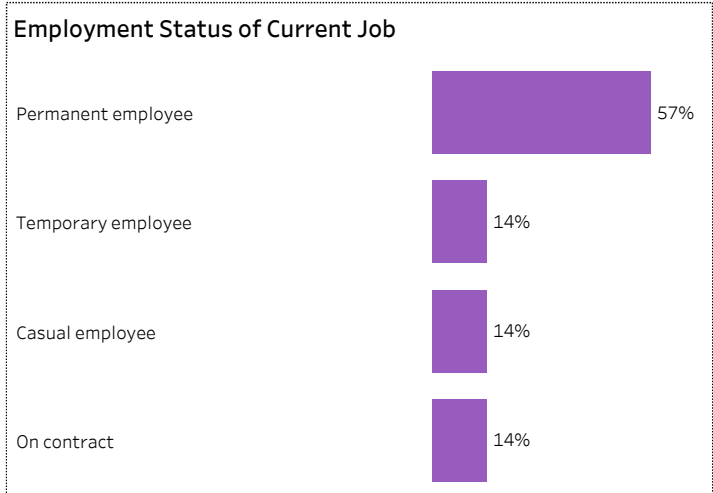
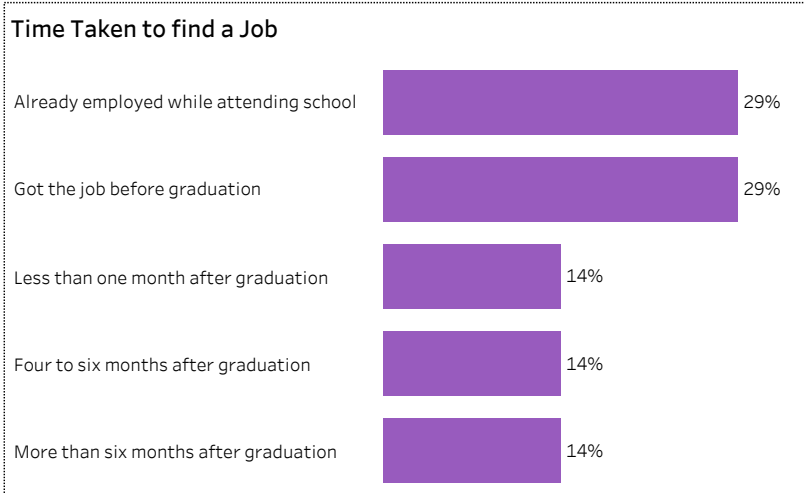
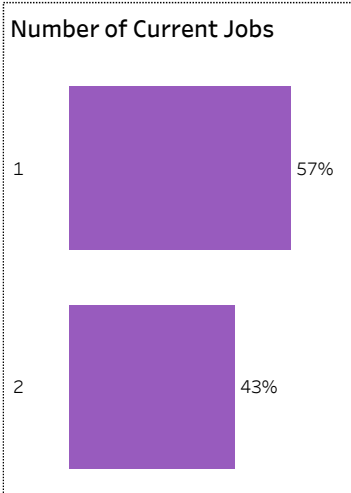
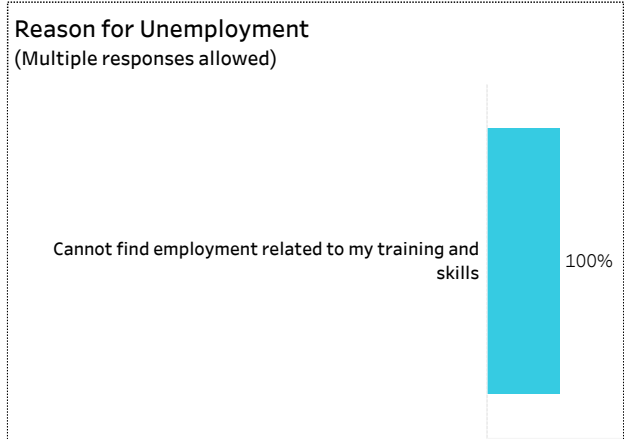
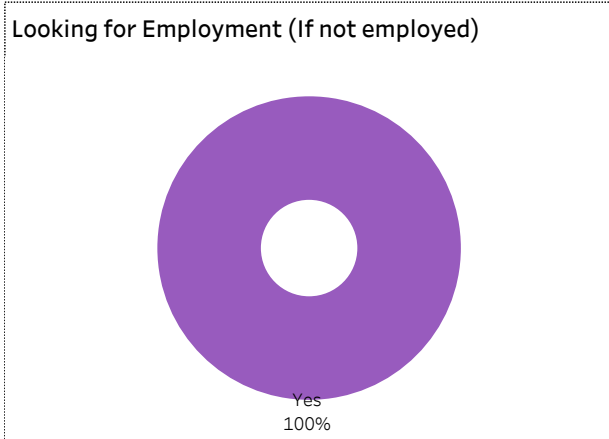
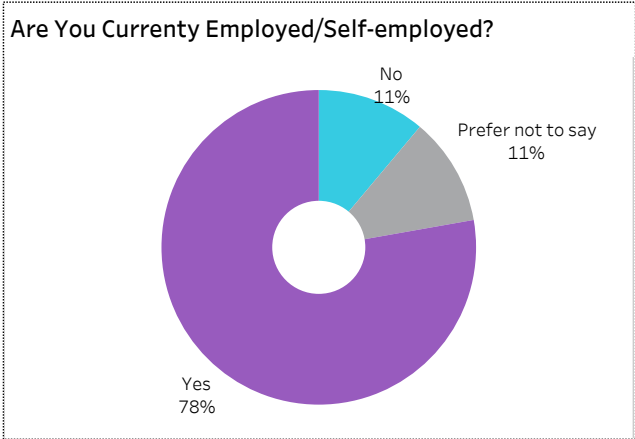


2019-20 Graduate Follow-up Survey Summary of Results (page 3/5) Graduate Employment (continued)



[Click on button to RESET Filters](#)

Number of Respondents **9** School: **Mining, Energy & Manufacturing** | Program: **Industrial Mechanics** | Credential: **Certificate** | Admin Campus: **Prince Albert** | Base/CE: **Base** | Indigenous: **All**





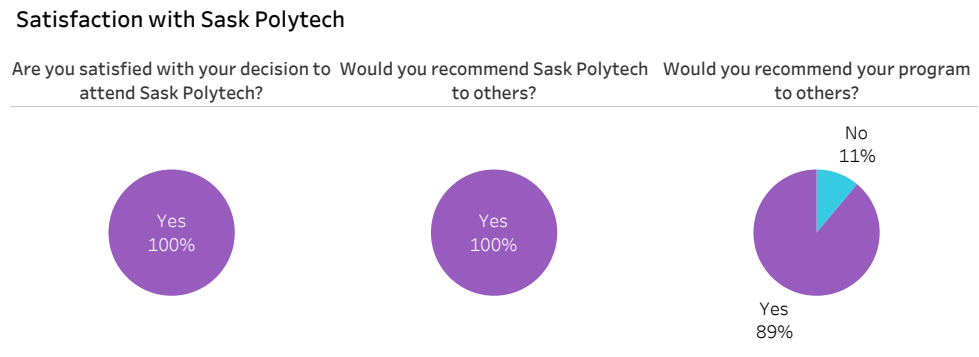
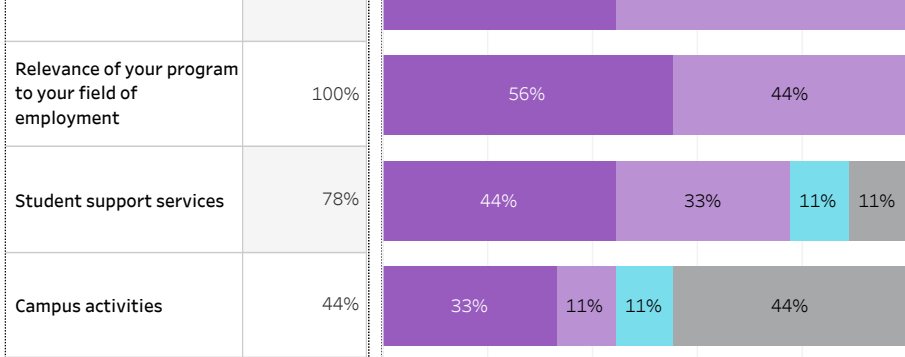
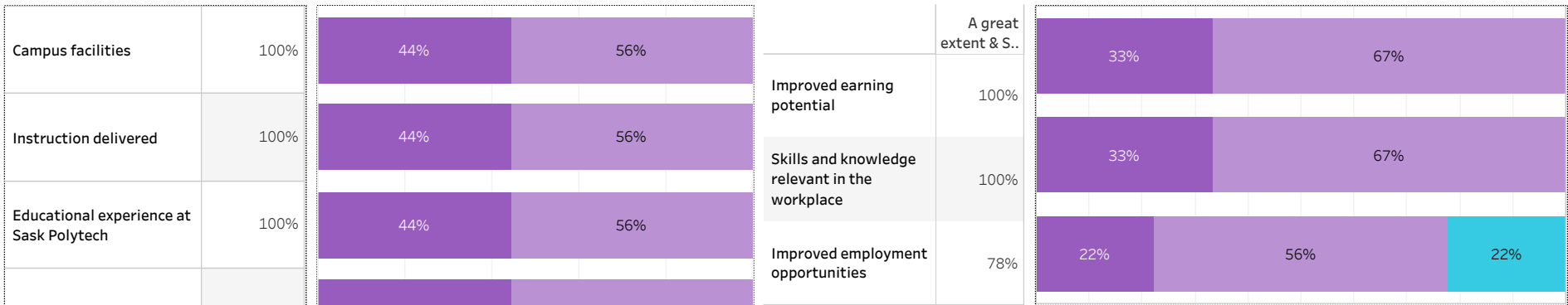
2019-20 Graduate Follow-up Survey Summary of Results (page 4/5) Satisfaction and Program Benefits



Click on button to RESET Filters

Number of Respondents 9	School: Mining, Energy & Manufacturing Program: Industrial Mechanics Credential: Certificate Admin Campus: Prince Albert Base/CE: Base Indigenous: All
-----------------------------------	---

Level of Satisfaction	Very Satisfied & Somewhat Satisfied	<ul style="list-style-type: none"> Very satisfied Somewhat satisfied Somewhat dissatisfied Not sure 	Program Benefits	A Great Extent & Some Extent	<ul style="list-style-type: none"> No extent at all Some extent A great extent
------------------------------	-------------------------------------	---	-------------------------	------------------------------	---



Institutional Research and Analysis

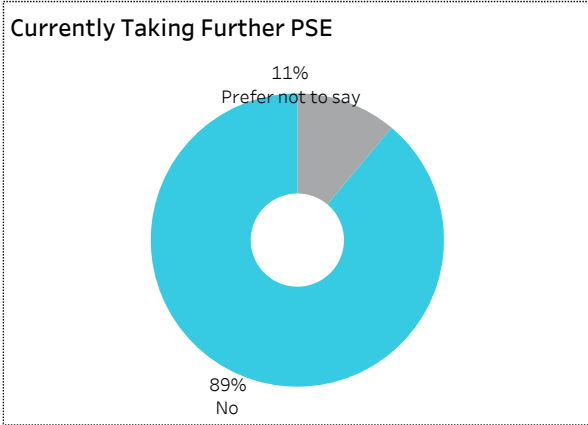


2019-20 Graduate Follow-up Survey Summary of Results (page 5/5) Further Post-Secondary Education



[Click on button to RESET Filters](#)

Number of Respondents 9	School: Mining, Energy & Manufacturing Program: Industrial Mechanics Credential: Certificate Admin Campus: Prince Albert Base/CE: Base Indigenous: All
-----------------------------------	---



Enrolment Status

Current Program Related to Program Completed at Sask Polytech

Type of Post-Secondary Institution Enroled in

Among the students who pursued further education, 25% indicated the program was not related to the one they completed at Sask Polytech. Common reasons cited by the graduates who were studying in an unrelated field were to be able to change career choice, to have more/better career choices, and difficulty of finding employment in their previous field of study.

Institutional Research and Analysis



2019-20 Graduate Follow-up Survey Summary of Results (page 1/5) Respondent Profile



[Click on button to RESET Filters](#)

Number of Respondents
19

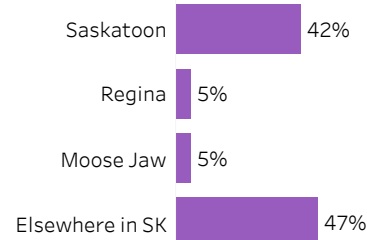
School: **Mining, Energy & Manufacturing** | Program: **Industrial Mechanics** | Credential: **Certificate** | Admin
Campus: **Saskatoon** | Base/CE: **Base** | Indigenous: **All**

School

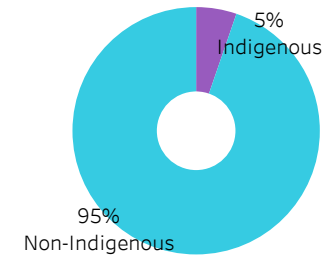
Mining, Energy & Manufacturing 100%



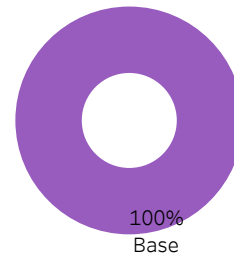
Location of Current Residence



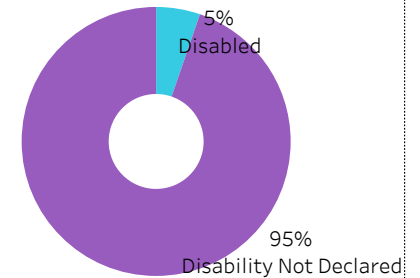
Indigenous Status



Base/CE



Disability

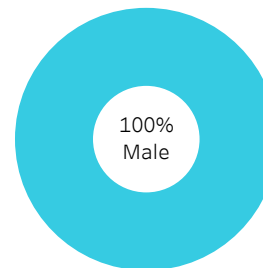


Credentials

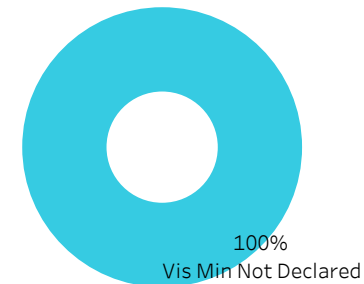
Certificate 100%



Gender



Visible Minority





2019-20 Graduate Follow-up Survey Summary of Results (page 2/5) Graduate Employment



[Click on button to RESET Filters](#)

Number of Respondents
19

School: **Mining, Energy & Manufacturing** | Program: **Industrial Mechanics** | Credential: **Certificate** | Admin Campus: **Saskatoon** | Base/CE: **Base**
| Indigenous: **All**

Overall Employment Rate

#Available Workforce	# of Grads Employed	Employment Rate	# of Fulltime Employed Grads	Full-time Employment Rate
17	15	88%	13	76%

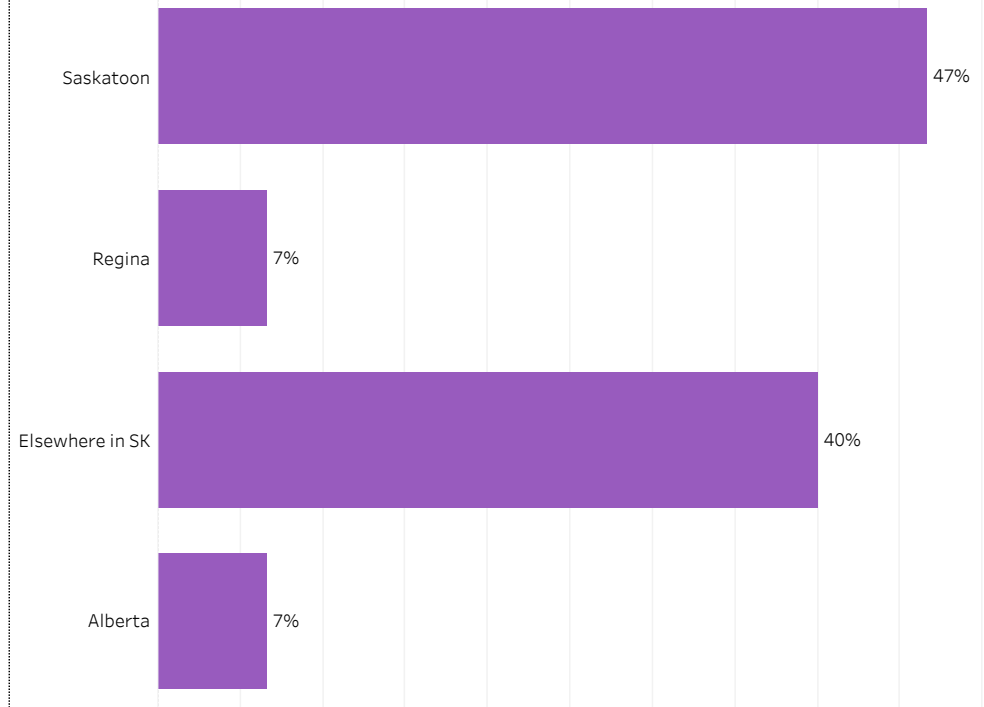
Training Related (TR) Employment

#Available Workforce	# of TR Employed Grads	TR Employment Rate	# of Fulltime TR Employed Grads	Full-time TR Employment Rate
17	12	71%	11	65%

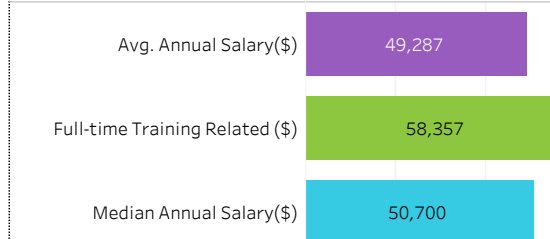
Average Salaries by Location of Employment



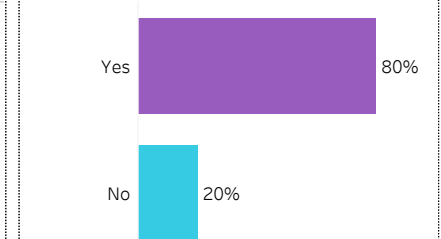
Location of Employment



Average/Median Salary



Relatedness of Job to Training



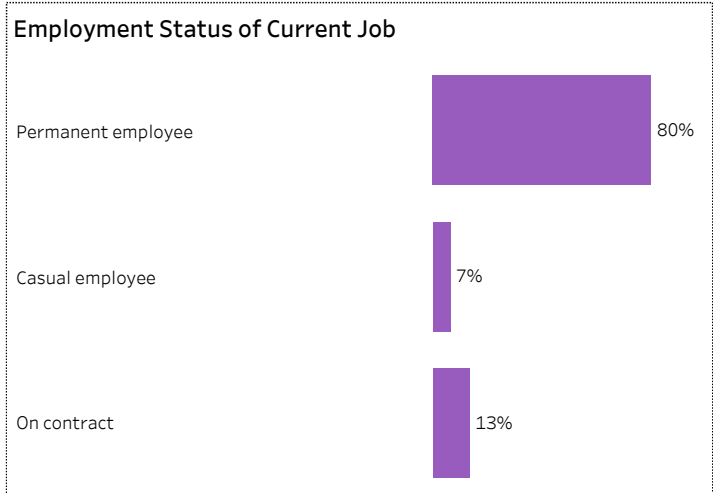
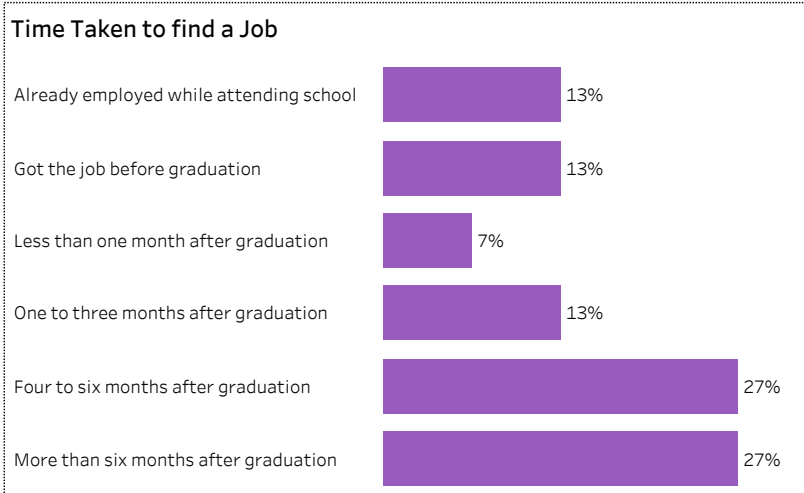
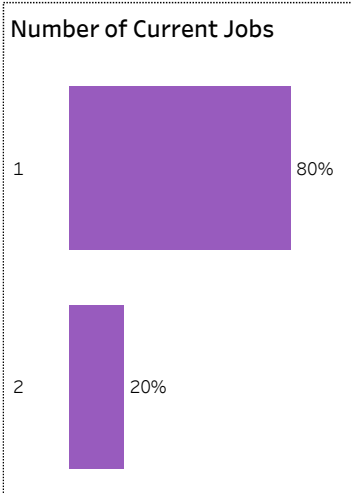
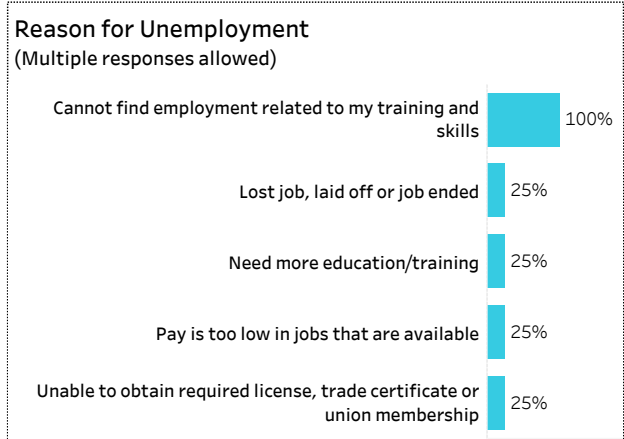
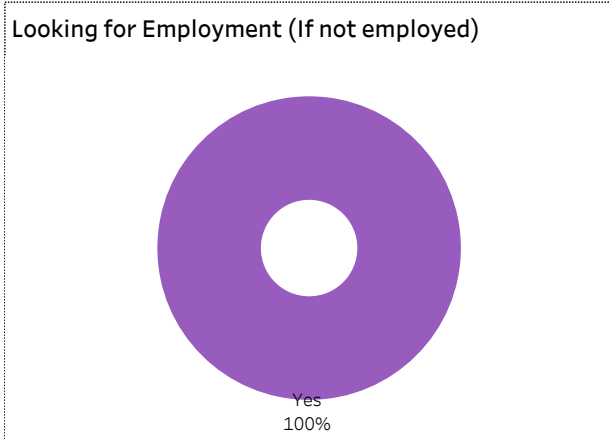
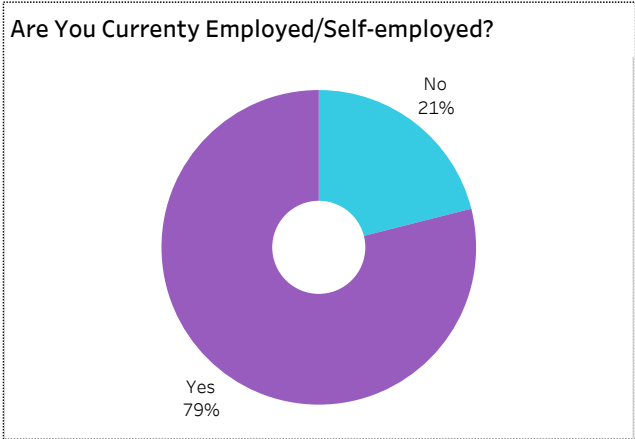


2019-20 Graduate Follow-up Survey Summary of Results (page 3/5) Graduate Employment (continued)



[Click on button to RESET Filters](#)

Number of Respondents **19** | School: **Mining, Energy & Manufacturing** | Program: **Industrial Mechanics** | Credential: **Certificate** | Admin Campus: **Saskatoon** | Base/CE: **Base** | Indigenous: **All**





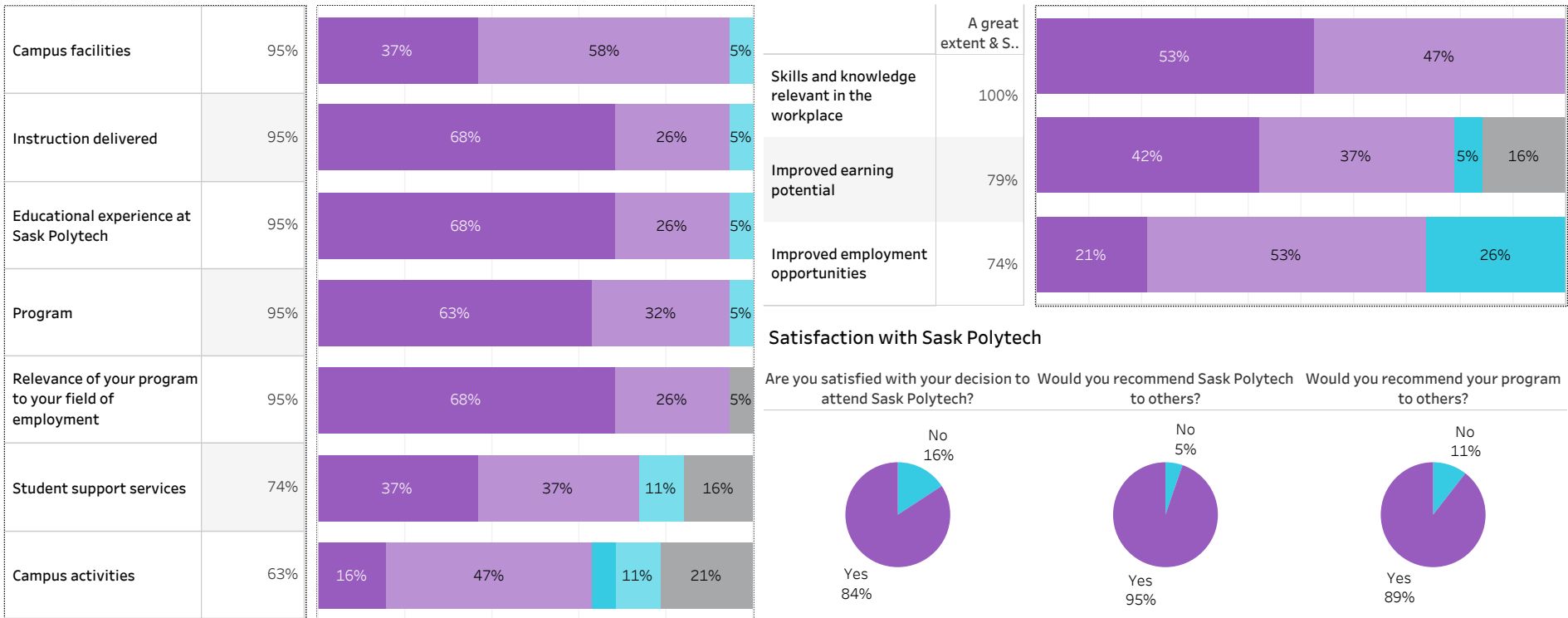
2019-20 Graduate Follow-up Survey Summary of Results (page 4/5) Satisfaction and Program Benefits



Click on button to RESET Filters

Number of Respondents 19	School: Mining, Energy & Manufacturing Program: Industrial Mechanics Credential: Certificate Admin Campus: Saskatoon Base/CE: Base Indigenous: All
------------------------------------	---

Level of Satisfaction	Very Satisfied & Somewhat Satisfied	<ul style="list-style-type: none"> Very satisfied Somewhat satisfied Very dissatisfied Somewhat dissatisfied Not sure 	Program Benefits	<ul style="list-style-type: none"> A Great Extent & Some Extent Some extent A great extent No extent at all Not sure
-----------------------	-------------------------------------	--	------------------	---



Institutional Research and Analysis



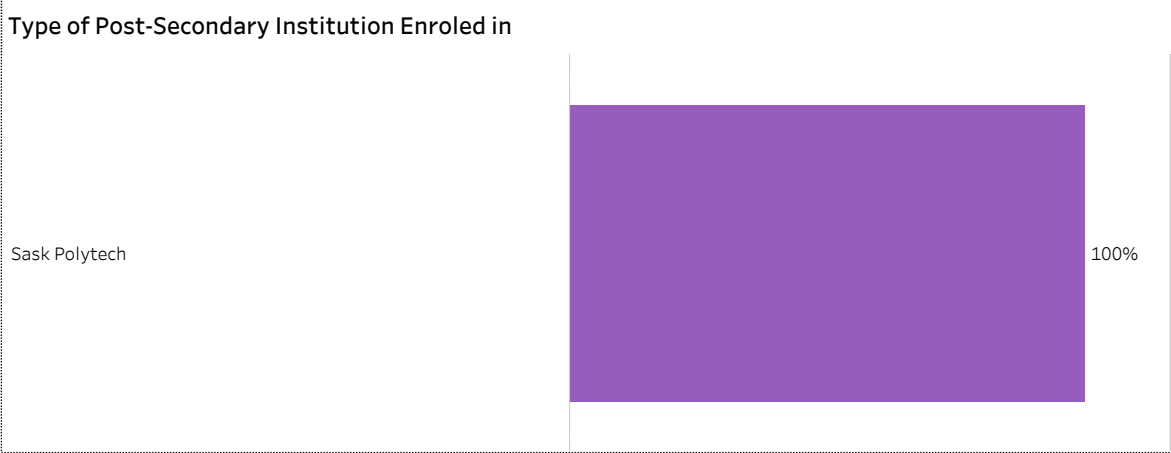
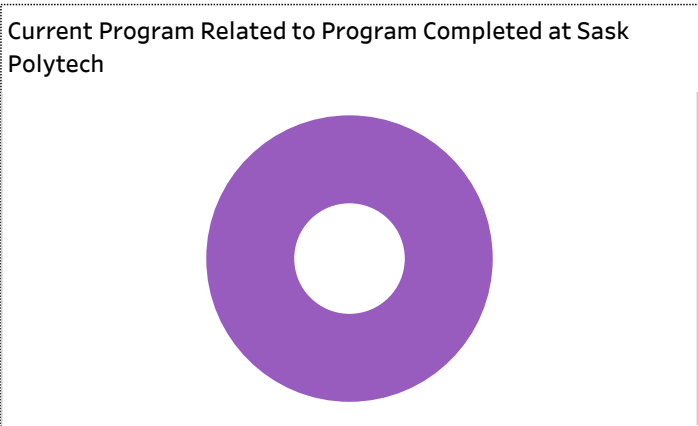

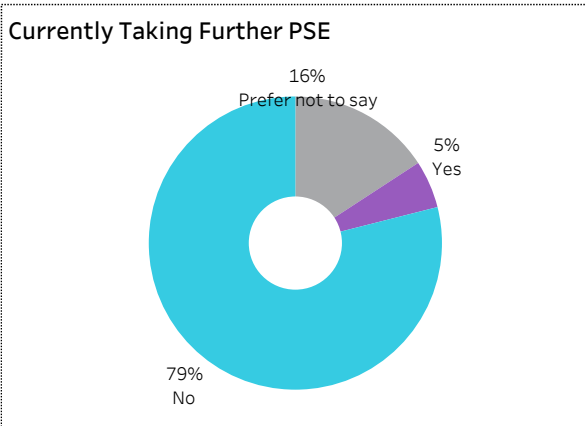
2019-20 Graduate Follow-up Survey Summary of Results (page 5/5) Further Post-Secondary Education



[Click on button to RESET Filters](#)

Number of Respondents
19

School: **Mining, Energy & Manufacturing** | Program: **Industrial Mechanics** | Credential: **Certificate** | Admin Campus: **Saskatoon** |
Base/CE: **Base** | Indigenous: **All**



Among the students who pursued further education, 25% indicated the program was not related to the one they completed at Sask Polytech. Common reasons cited by the graduates who were studying in an unrelated field were to be able to change career choice, to have more/better career choices, and difficulty of finding employment in their previous field of study.

Institutional Research and Analysis

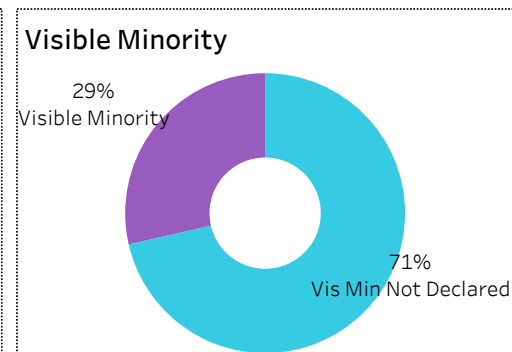
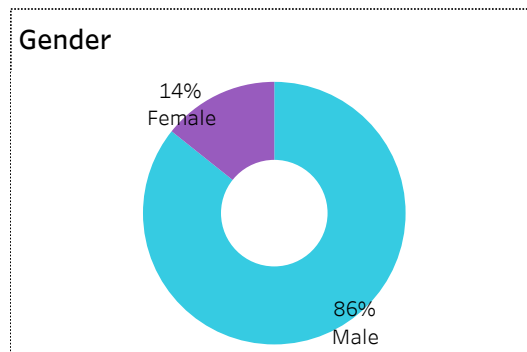
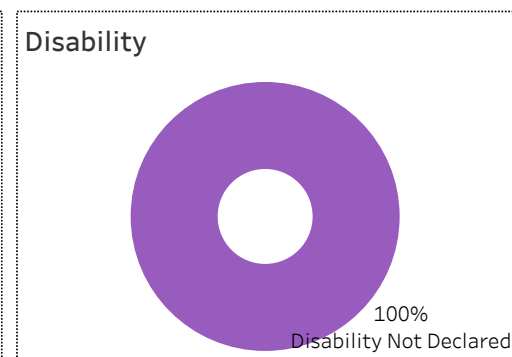
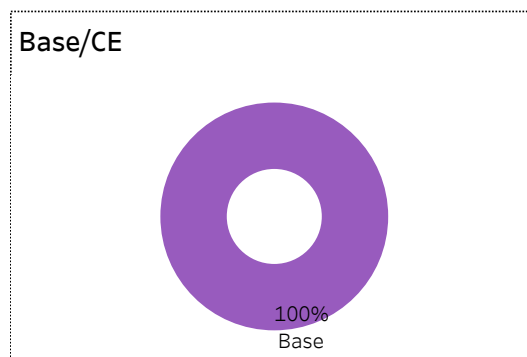
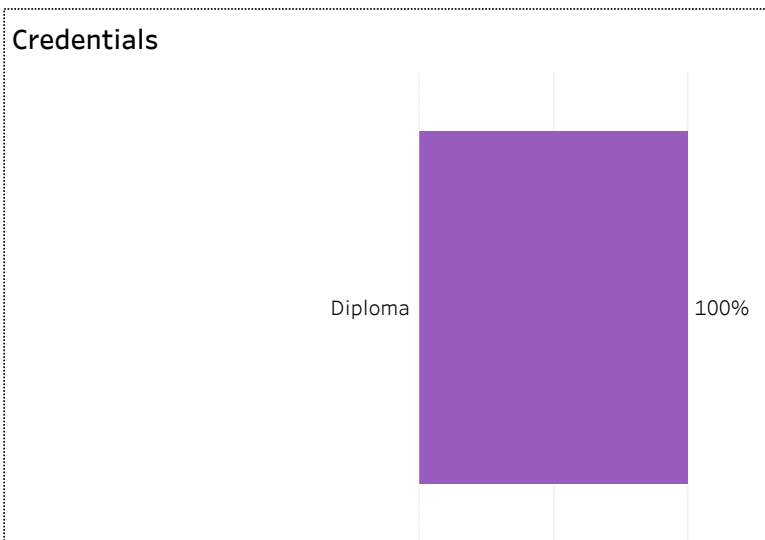
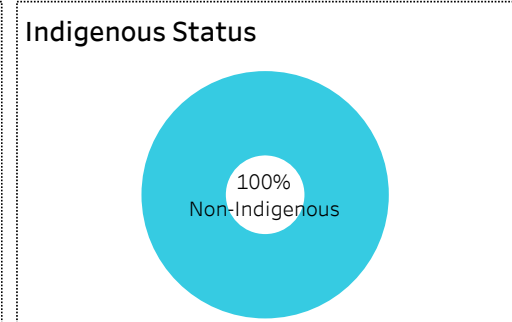
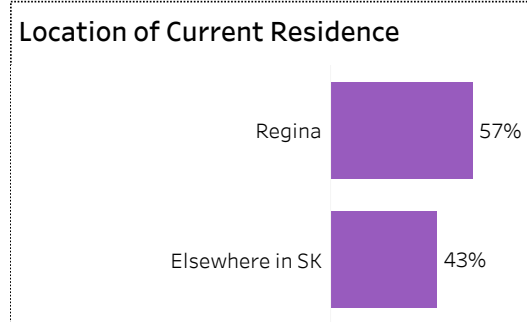



2019-20 Graduate Follow-up Survey Summary of Results (page 1/5) Respondent Profile



[Click on button to RESET Filters](#)

Number of Respondents: **7**
School: **Mining, Energy & Manufacturing** | Program: **Innovative Manufacturing** | Credential: **Diploma** | Admin
Campus: **Regina** | Base/CE: **Base** | Indigenous: **Non-Indigenous**





2019-20 Graduate Follow-up Survey Summary of Results (page 2/5) Graduate Employment



[Click on button to RESET Filters](#)

Number of Respondents
7

School: **Mining, Energy & Manufacturing** | Program: **Innovative Manufacturing** | Credential: **Diploma** | Admin Campus: **Regina** | Base/CE: **Base**
| Indigenous: **Non-Indigenous**

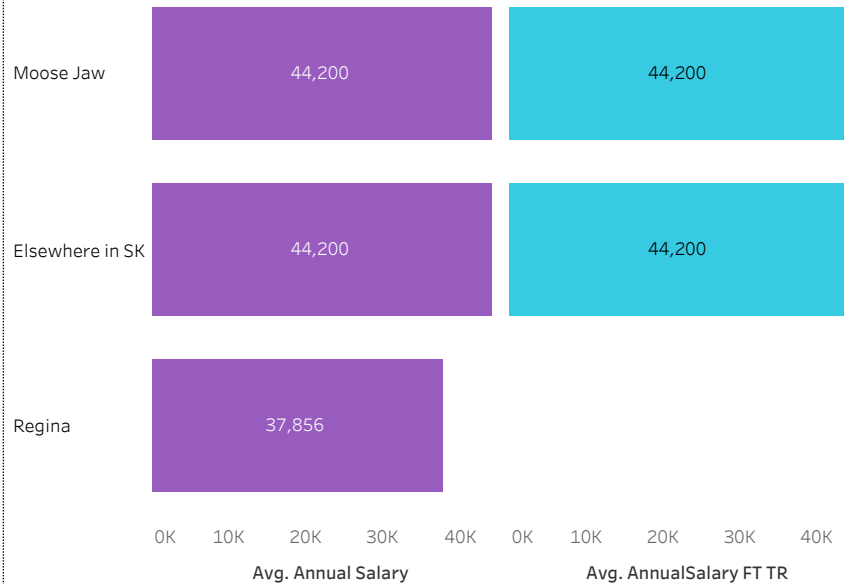
Overall Employment Rate

#Available Workforce	# of Grads Employed	Employment Rate	# of Fulltime Employed Grads	Full-time Employment Rate
6	6	100%	4	67%

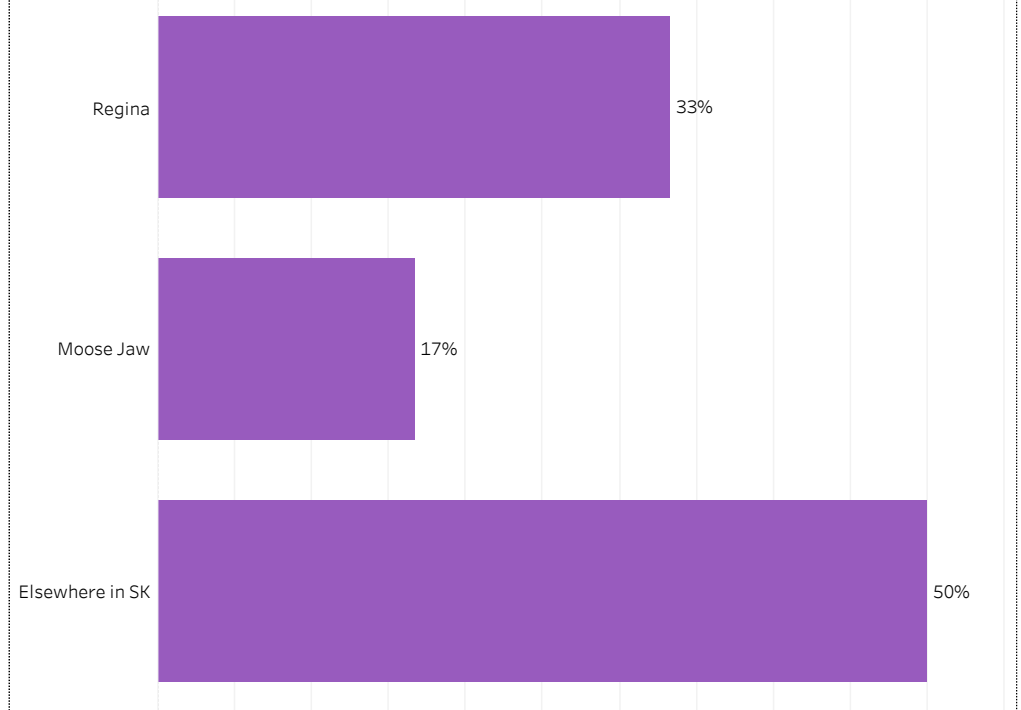
Training Related (TR) Employment

#Available Workforce	# of TR Employed Grads	TR Employment Rate	# of Fulltime TR Employed Grads	Full-time TR Employment Rate
6	4	67%	4	67%

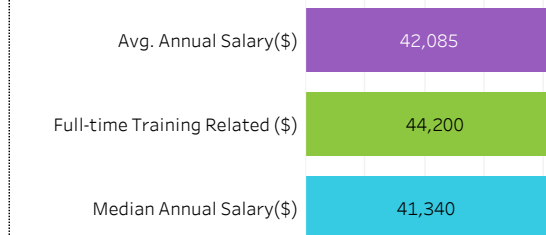
Average Salaries by Location of Employment



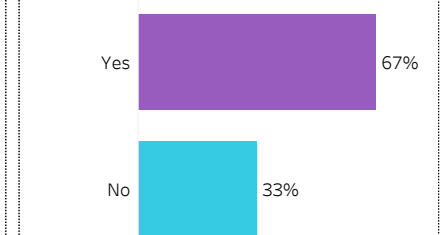
Location of Employment



Average/Median Salary



Relatedness of Job to Training



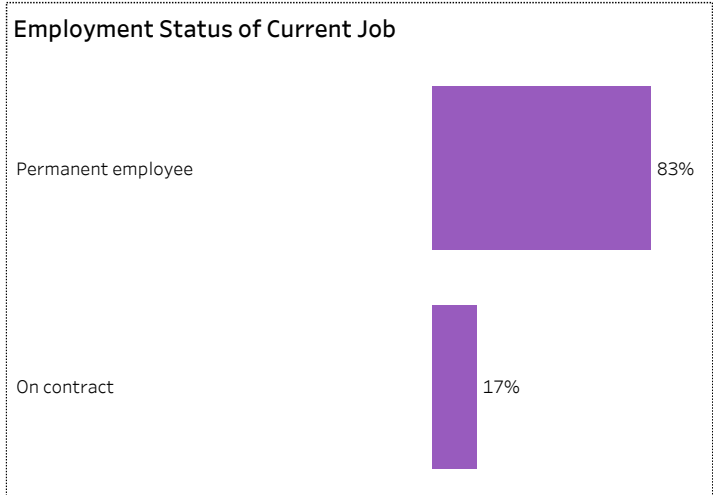
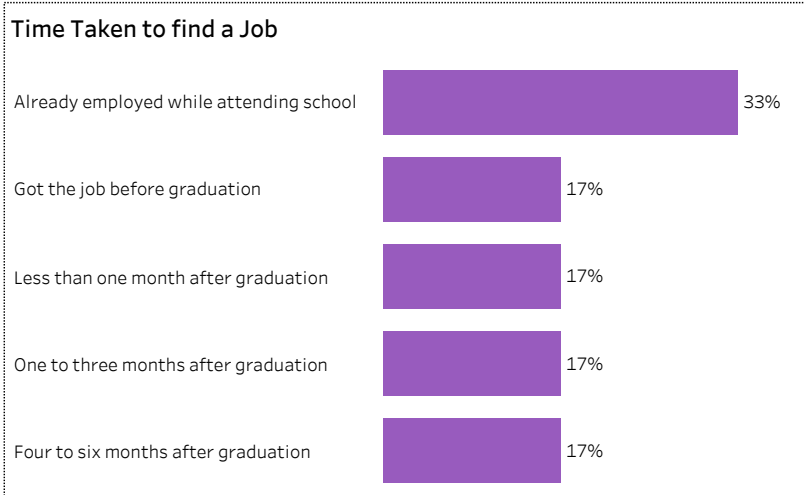
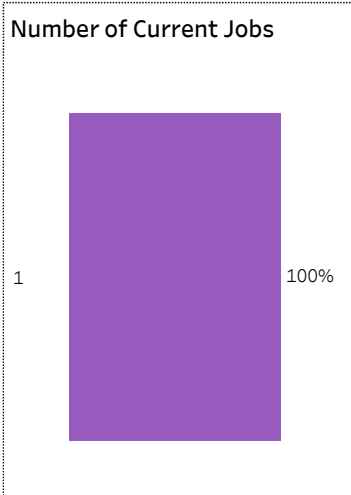
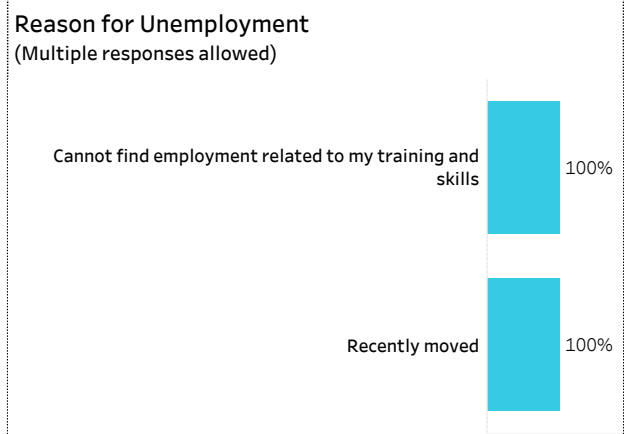
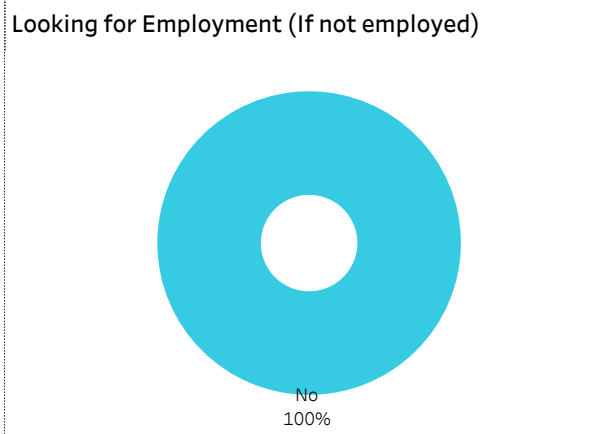
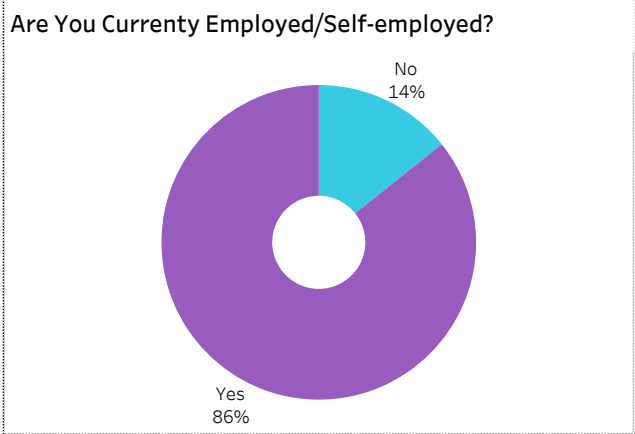


2019-20 Graduate Follow-up Survey Summary of Results (page 3/5) Graduate Employment (continued)



[Click on button to RESET Filters](#)

Number of Respondents: **7**
School: **Mining, Energy & Manufacturing** | Program: **Innovative Manufacturing** | Credential: **Diploma** | Admin Campus: **Regina** |
Base/CE: **Base** | Indigenous: **Non-Indigenous**





2019-20 Graduate Follow-up Survey Summary of Results (page 4/5) Satisfaction and Program Benefits



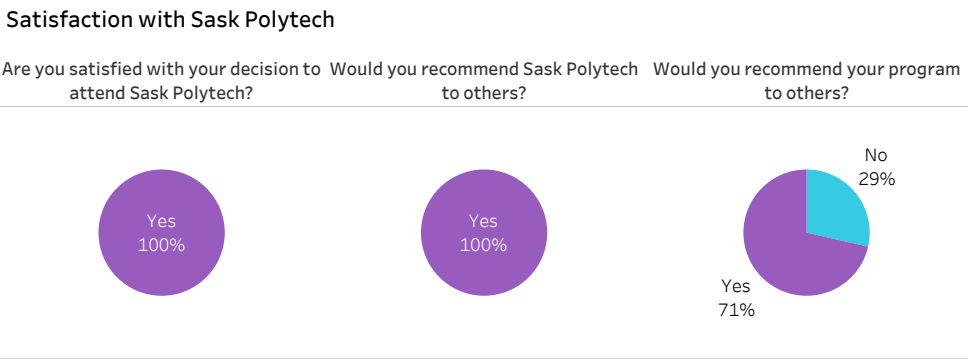
Click on button to RESET Filters

Number of Respondents 7	School: Mining, Energy & Manufacturing Program: Innovative Manufacturing Credential: Diploma Admin Campus: Regina Base/CE: Base Indigenous: Non-Indigenous
-----------------------------------	---

Level of Satisfaction	Very Satisfied & Somewhat Satisfied	<ul style="list-style-type: none"> Very satisfied Somewhat satisfied Somewhat dissatisfied Not sure 	Program Benefits	A Great Extent & Some Extent	<ul style="list-style-type: none"> Not sure Some extent A great extent
------------------------------	-------------------------------------	---	-------------------------	------------------------------	---

Campus facilities	100%	43%	57%	Program Benefits Improved employment opportunities Improved earning potential Skills and knowledge relevant in the workplace	A Great extent & S..	29%	57%	14%
Instruction delivered	100%	14%	86%		86%	14%	57%	29%
Educational experience at Sask Polytech	100%	43%	57%		71%	14%	57%	29%
Program	86%	14%	71%		71%	29%	43%	29%

Relevance of your program to your field of employment	71%	14%	57%	29%	
Campus activities	43%	14%	29%	14%	43%
Student support services	43%	29%	14%	29%	29%






2019-20 Graduate Follow-up Survey Summary of Results (page 5/5) Further Post-Secondary Education



[Click on button to RESET Filters](#)

Number of Respondents 7	School: Mining, Energy & Manufacturing Program: Innovative Manufacturing Credential: Diploma Admin Campus: Regina Base/CE: Base Indigenous: Non-Indigenous
-----------------------------------	---

Currently Taking Further PSE  <p>100% No</p>	Enrolment Status	Current Program Related to Program Completed at Sask Polytech
---	-------------------------	--

Type of Post-Secondary Institution Enroled in
--

Among the students who pursued further education, 25% indicated the program was not related to the one they completed at Sask Polytech. Common reasons cited by the graduates who were studying in an unrelated field were to be able to change career choice, to have more/better career choices, and difficulty of finding employment in their previous field of study.

Institutional Research and Analysis



2019-20 Graduate Follow-up Survey Summary of Results (page 1/5) Respondent Profile



[Click on button to RESET Filters](#)

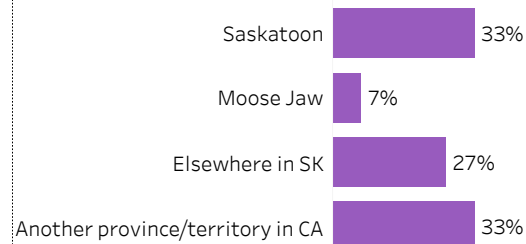
Number of Respondents
15

School: **Mining, Energy & Manufacturing** | Program: **Instrumentation Engineering** | Credential: **All** | Admin
Campus: **Moose Jaw** | Base/CE: **Base** | Indigenous: **All**

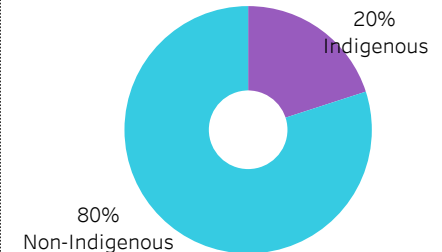
School



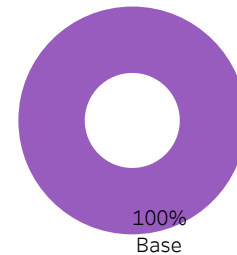
Location of Current Residence



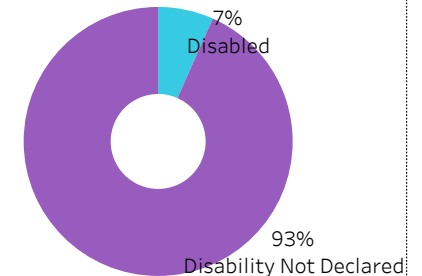
Indigenous Status



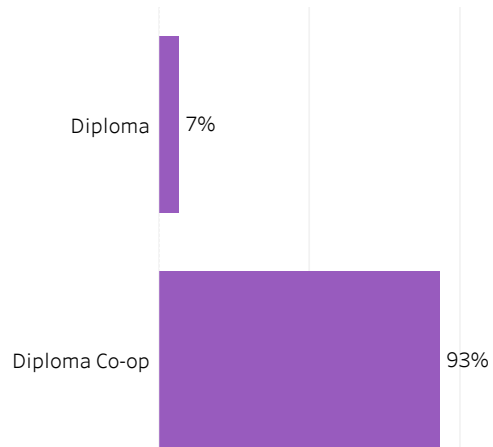
Base/CE



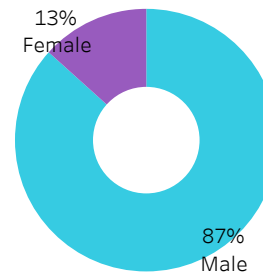
Disability



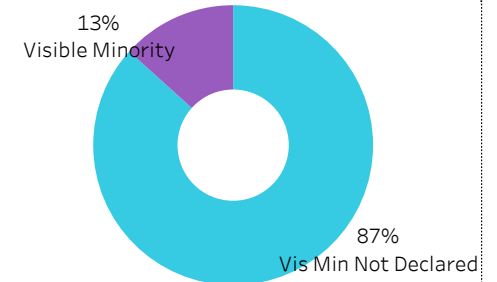
Credentials



Gender



Visible Minority





2019-20 Graduate Follow-up Survey Summary of Results (page 2/5) Graduate Employment



[Click on button to RESET Filters](#)

Number of Respondents
15

School: **Mining, Energy & Manufacturing** | Program: **Instrumentation Engineering** | Credential: **All** | Admin Campus: **Moose Jaw** | Base/CE: **Base** | Indigenous: **All**

Overall Employment Rate

#Available Workforce	# of Grads Employed	Employment Rate	# of Fulltime Employed Grads	Full-time Employment Rate
15	15	100%	15	100%

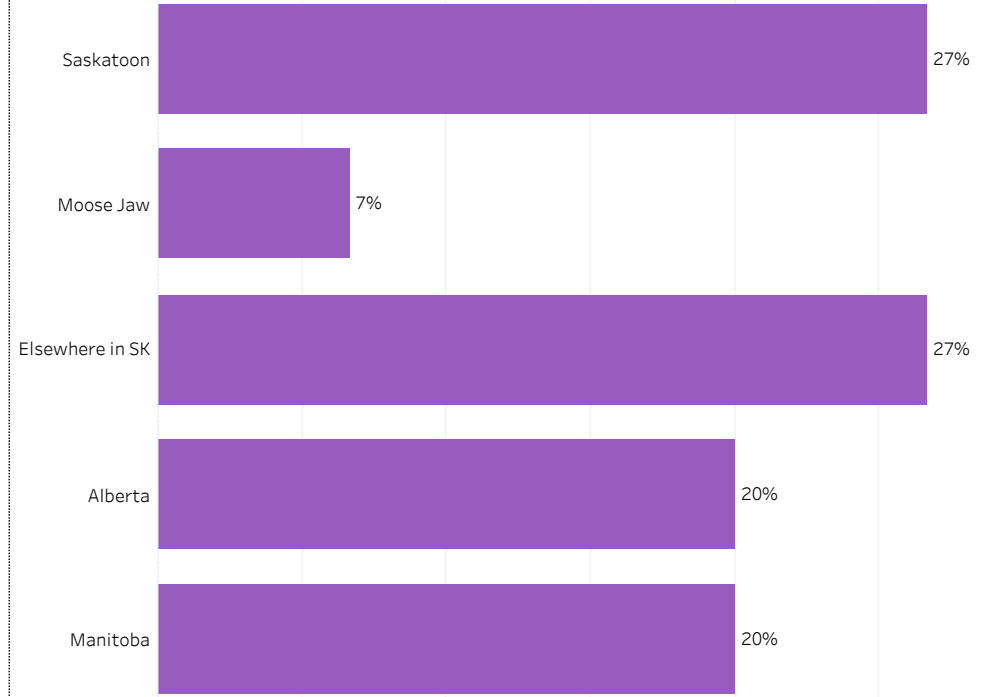
Training Related (TR) Employment

#Available Workforce	# of TR Employed Grads	TR Employment Rate	# of Fulltime TR Employed Grads	Full-time TR Employment Rate
15	10	67%	10	67%

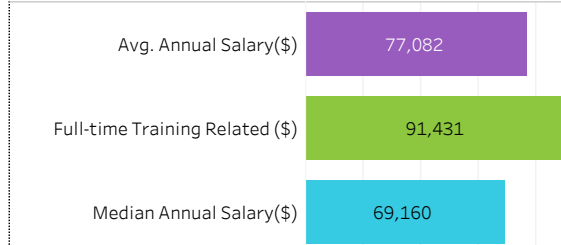
Average Salaries by Location of Employment



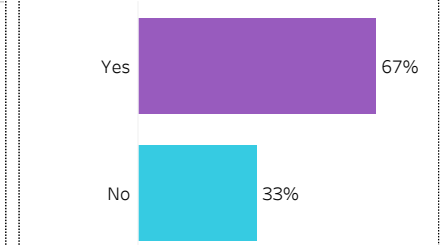
Location of Employment



Average/Median Salary



Relatedness of Job to Training





2019-20 Graduate Follow-up Survey

Summary of Results (page 3/5)

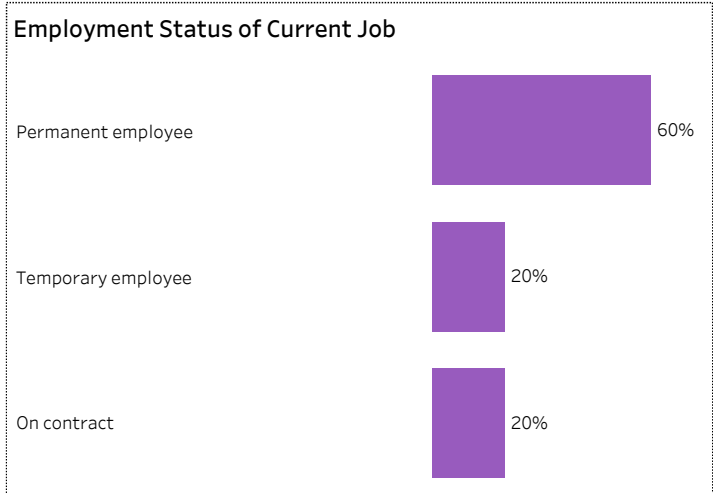
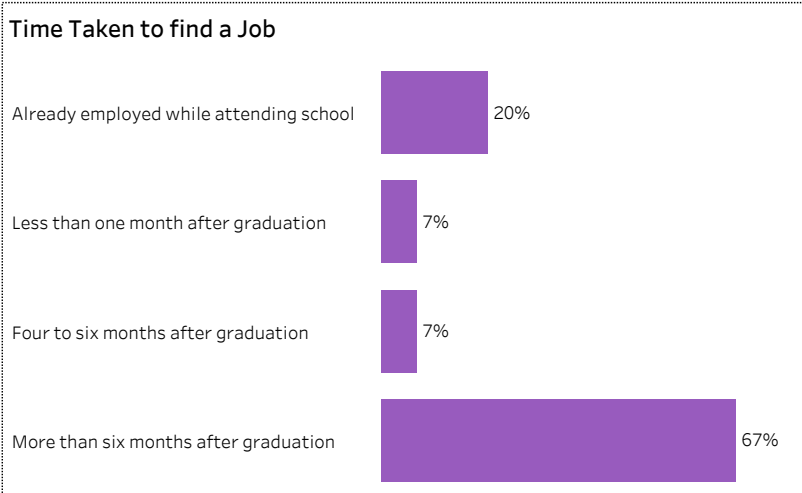
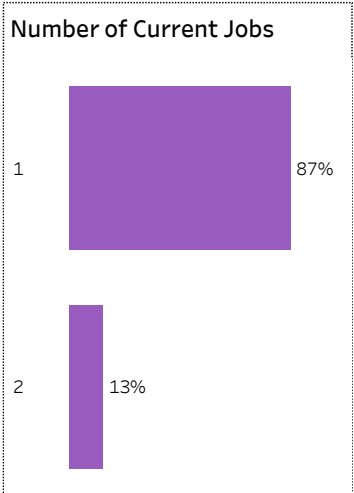

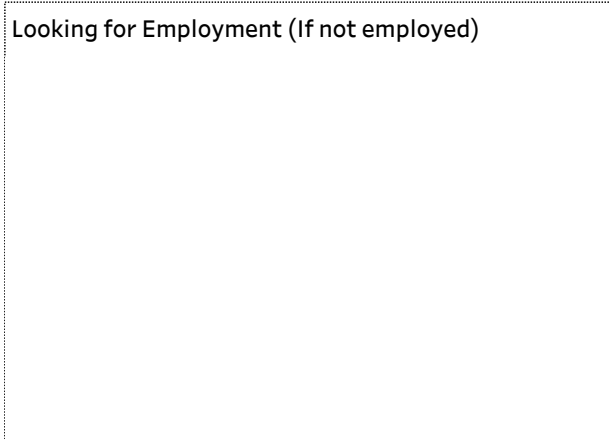
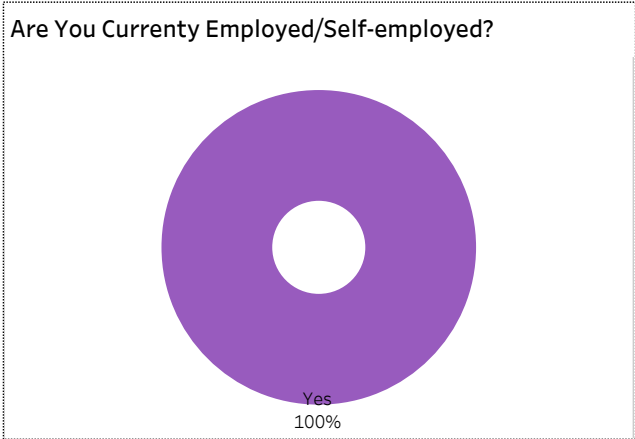
Graduate Employment (continued)



[Click on button to RESET Filters](#)

Number of Respondents: **15**

School: **Mining, Energy & Manufacturing** | Program: **Instrumentation Engineering** | Credential: **All** | Admin Campus: **Moose Jaw** |
Base/CE: **Base** | Indigenous: **All**





2019-20 Graduate Follow-up Survey Summary of Results (page 4/5) Satisfaction and Program Benefits

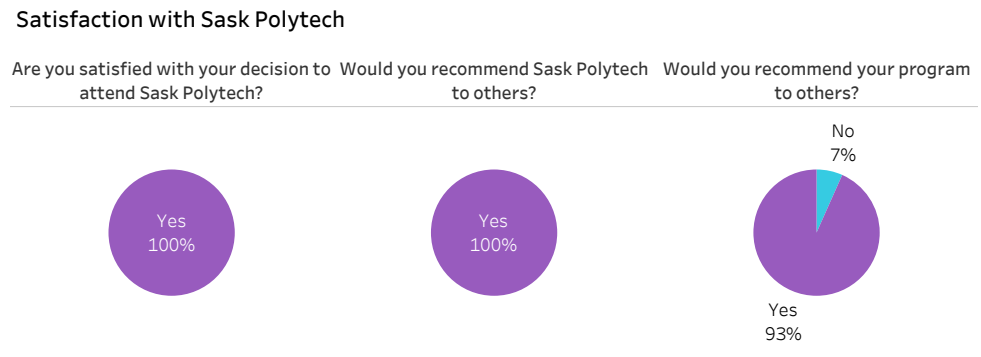


Click on button to RESET Filters

Number of Respondents 15	School: Mining, Energy & Manufacturing Program: Instrumentation Engineering Credential: All Admin Campus: Moose Jaw Base/CE: Base Indigenous: All
---	--

Level of Satisfaction	Very Satisfied & Somewhat Satisfied	<ul style="list-style-type: none"> ■ Very satisfied ■ Somewhat satisfied ■ Somewhat dissatisfied ■ Not sure 	Program Benefits	A Great Extent & Some Extent	<ul style="list-style-type: none"> ■ No extent at all ■ Some extent ■ A great extent
-----------------------	-------------------------------------	---	------------------	------------------------------	--

Category	Response Rate	Very satisfied	Somewhat satisfied	Somewhat dissatisfied	Not sure	Program Benefit	Response Rate	A great extent	Some extent	No extent at all
Instruction delivered	100%	73%	27%	0%	0%	Skills and knowledge relevant in the workplace	100%	67%	33%	0%
Educational experience at Sask Polytech	100%	40%	60%	0%	0%	Improved earning potential	93%	40%	53%	7%
Program	100%	60%	40%	0%	0%	Improved employment opportunities	93%	33%	60%	7%
Relevance of your program to your field of employment	100%	40%	60%	0%	0%					



Institutional Research and Analysis



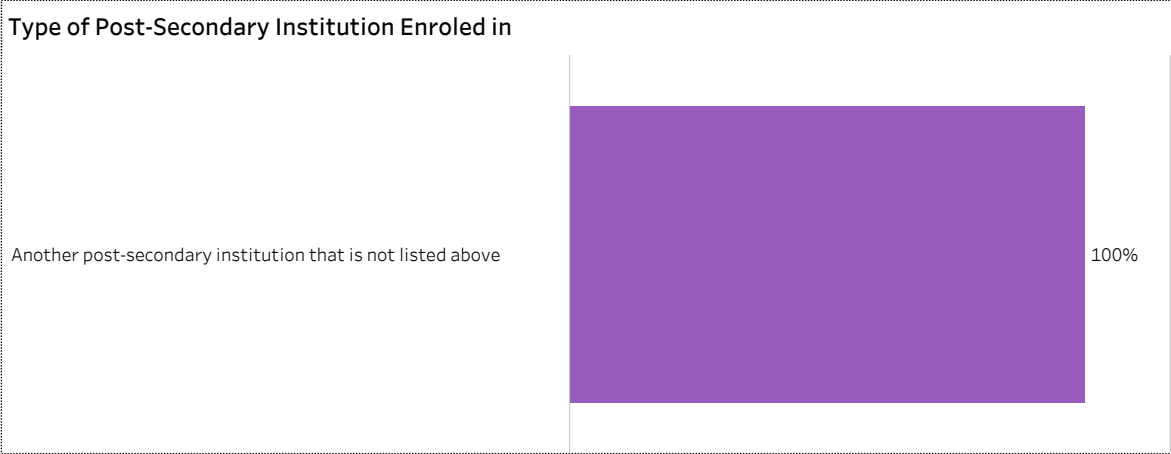
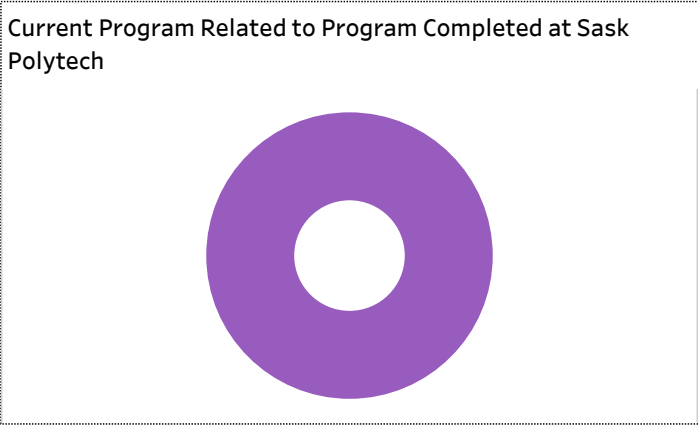
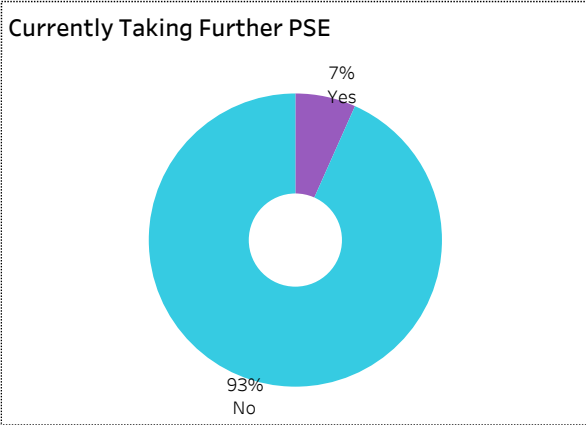
2019-20 Graduate Follow-up Survey Summary of Results (page 5/5) Further Post-Secondary Education



[Click on button to RESET Filters](#)

Number of Respondents
15

School: **Mining, Energy & Manufacturing** | Program: **Instrumentation Engineering** | Credential: **All** | Admin Campus: **Moose Jaw** |
Base/CE: **Base** | Indigenous: **All**



Among the students who pursued further education, 25% indicated the program was not related to the one they completed at Sask Polytech. Common reasons cited by the graduates who were studying in an unrelated field were to be able to change career choice, to have more/better career choices, and difficulty of finding employment in their previous field of study.

Institutional Research and Analysis



2019-20 Graduate Follow-up Survey Summary of Results (page 1/5) Respondent Profile



[Click on button to RESET Filters](#)

Number of Respondents
10

School: **Mining, Energy & Manufacturing** | Program: **Machinist** | Credential: **Certificate** | Admin Campus: **Regina** |
Base/CE: **Base** | Indigenous: **Non-Indigenous**

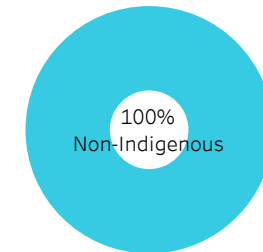
School

Mining, Energy & Manufacturing 100%

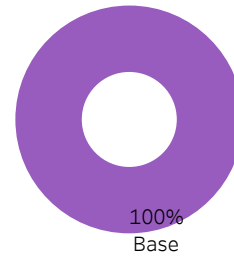
Location of Current Residence



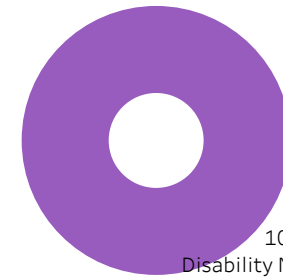
Indigenous Status



Base/CE



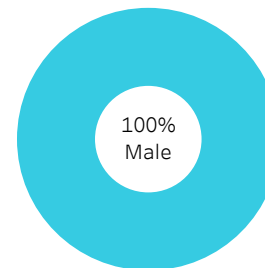
Disability




Credentials

Certificate 100%

Gender



Visible Minority





2019-20 Graduate Follow-up Survey Summary of Results (page 2/5) Graduate Employment



[Click on button to RESET Filters](#)

Number of Respondents
10

School: **Mining, Energy & Manufacturing** | Program: **Machinist** | Credential: **Certificate** | Admin Campus: **Regina** | Base/CE: **Base** | Indigenous: **Non-Indigenous**

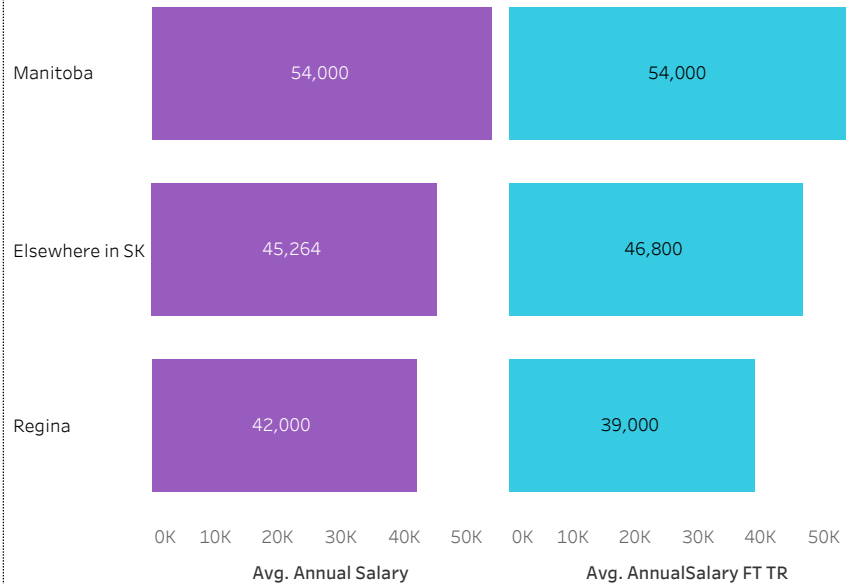
Overall Employment Rate

#Available Workforce	# of Grads Employed	Employment Rate	# of Fulltime Employed Grads	Full-time Employment Rate
10	10	100%	10	100%

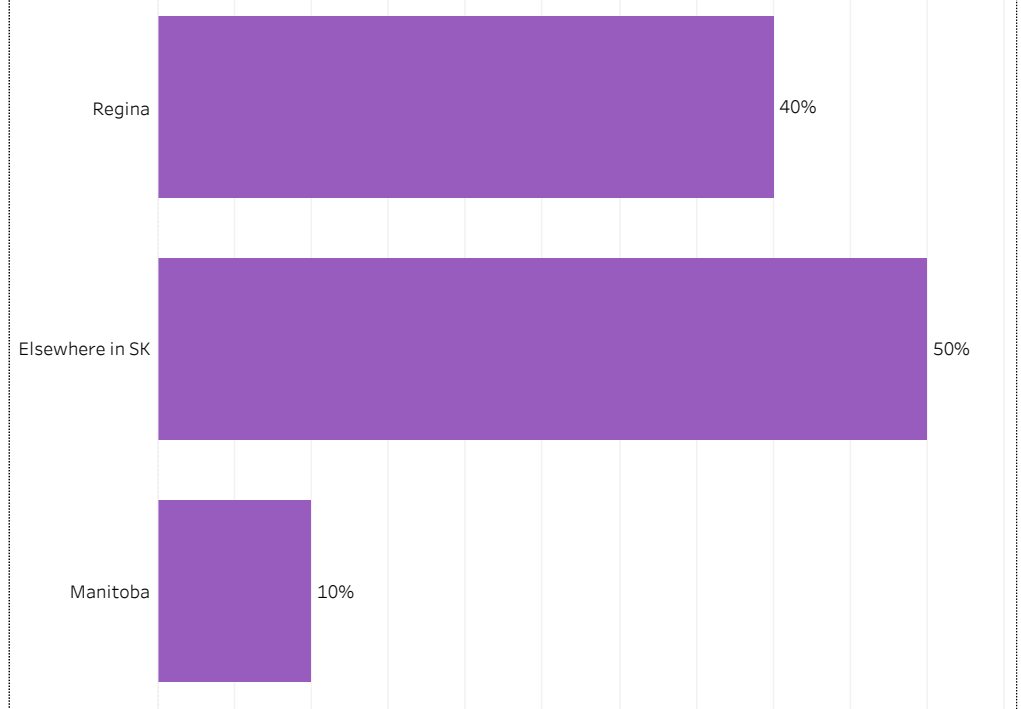
Training Related (TR) Employment

#Available Workforce	# of TR Employed Grads	TR Employment Rate	# of Fulltime TR Employed Grads	Full -time TR Employment Rate
10	3	30%	3	30%

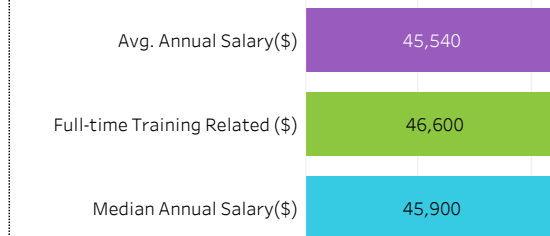
Average Salaries by Location of Employment



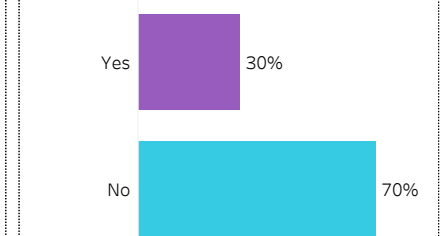
Location of Employment



Average/Median Salary



Relatedness of Job to Training

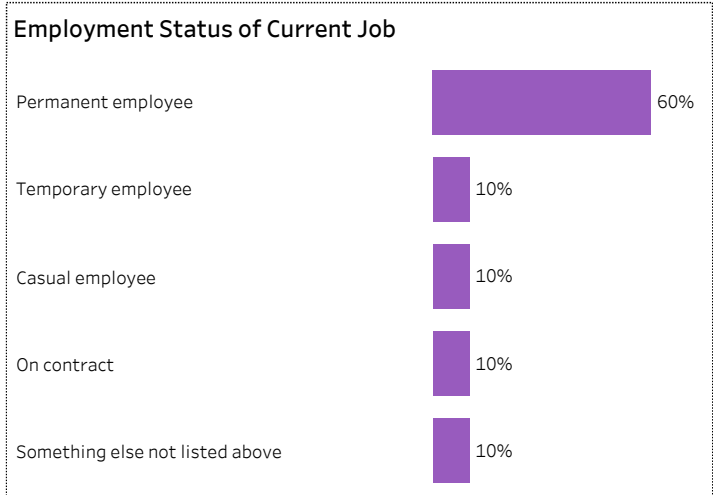
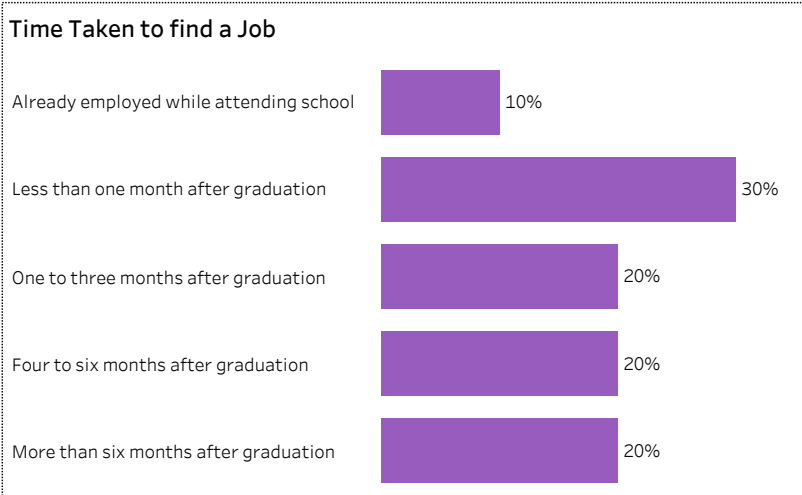
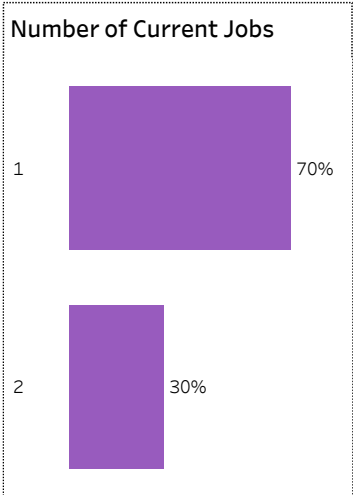

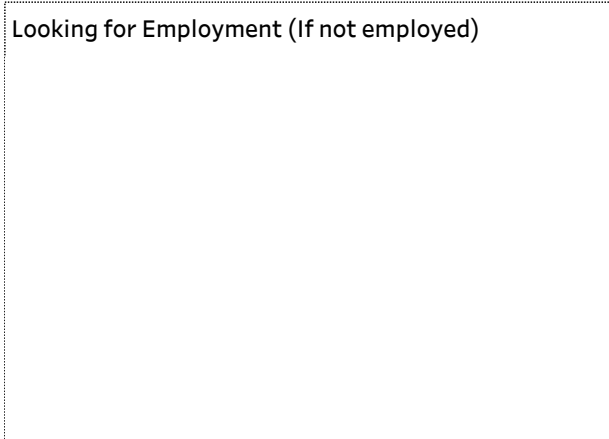
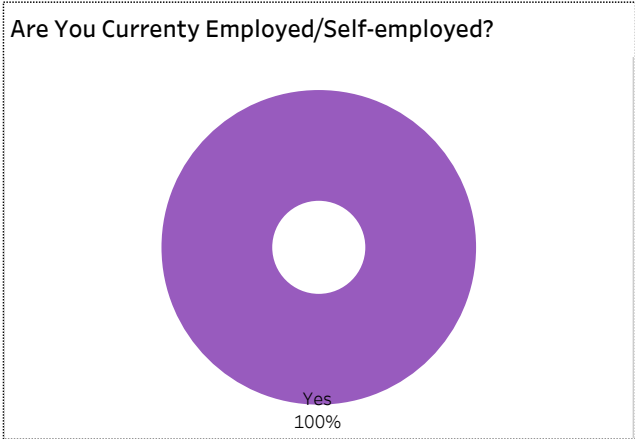




2019-20 Graduate Follow-up Survey
 Summary of Results (page 3/5)
 Graduate Employment (continued)



Number of Respondents: **10**
 School: **Mining, Energy & Manufacturing** | Program: **Machinist** | Credential: **Certificate** | Admin Campus: **Regina** | Base/CE: **Base** |
 Indigenous: **Non-Indigenous**





2019-20 Graduate Follow-up Survey Summary of Results (page 4/5) Satisfaction and Program Benefits



Click on button to RESET Filters

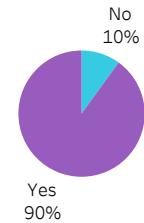
Number of Respondents 10	School: Mining, Energy & Manufacturing Program: Machinist Credential: Certificate Admin Campus: Regina Base/CE: Base Indigenous: Non-Indigenous
------------------------------------	--

Level of Satisfaction	Very Satisfied & Somewhat Satisfied	<ul style="list-style-type: none"> Very satisfied Somewhat satisfied Somewhat dissatisfied Not sure 	Program Benefits	<ul style="list-style-type: none"> A Great Extent & Some Extent Some extent A great extent No extent at all Not applicable
------------------------------	-------------------------------------	---	-------------------------	---

Campus facilities	100%	40% Very satisfied, 60% Somewhat satisfied	Improved earning potential	A great extent & S..	50% A great extent, 30% Some extent, 10% No extent at all, 10% Not applicable
Instruction delivered	100%	70% Very satisfied, 30% Somewhat satisfied	Improved employment opportunities	80%	70% A great extent, 10% Some extent, 10% No extent at all, 10% Not applicable
Educational experience at Sask Polytech	90%	90% Very satisfied, 10% Not sure	Skills and knowledge relevant in the workplace	80%	80% A great extent, 20% Not applicable
Program	90%	80% Very satisfied, 10% Somewhat satisfied, 10% Somewhat dissatisfied			
Campus activities	80%	30% Very satisfied, 50% Somewhat satisfied, 10% Somewhat dissatisfied, 10% Not sure			
Relevance of your program to your field of employment	70%	40% Very satisfied, 30% Somewhat satisfied, 10% Somewhat dissatisfied, 20% Not sure			
Student support services	60%	30% Very satisfied, 30% Somewhat satisfied, 20% Somewhat dissatisfied, 20% Not sure			

Satisfaction with Sask Polytech

Are you satisfied with your decision to attend Sask Polytech? Would you recommend Sask Polytech to others? Would you recommend your program to others?



Institutional Research and Analysis



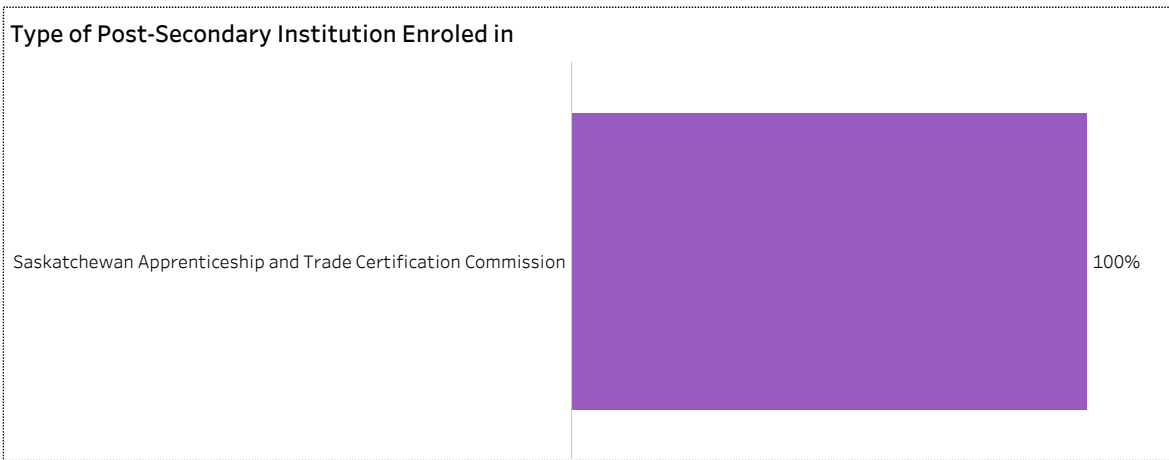
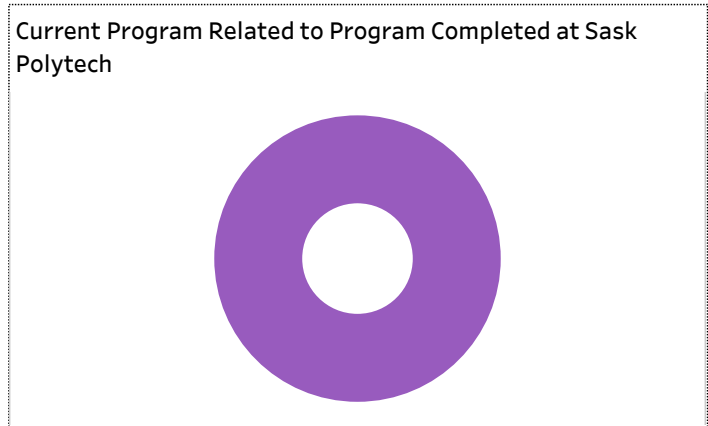

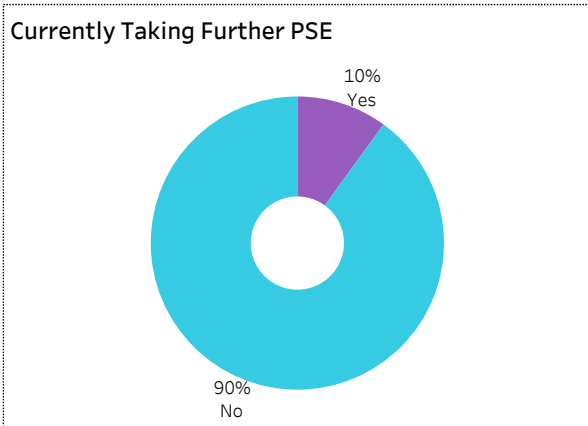
2019-20 Graduate Follow-up Survey Summary of Results (page 5/5) Further Post-Secondary Education



[Click on button to RESET Filters](#)

Number of Respondents
10

School: **Mining, Energy & Manufacturing** | Program: **Machinist** | Credential: **Certificate** | Admin Campus: **Regina** | Base/CE: **Base** |
Indigenous: **Non-Indigenous**



Among the students who pursued further education, 25% indicated the program was not related to the one they completed at Sask Polytech. Common reasons cited by the graduates who were studying in an unrelated field were to be able to change career choice, to have more/better career choices, and difficulty of finding employment in their previous field of study.

Institutional Research and Analysis



2019-20 Graduate Follow-up Survey Summary of Results (page 1/5) Respondent Profile



[Click on button to RESET Filters](#)

Number of Respondents
19

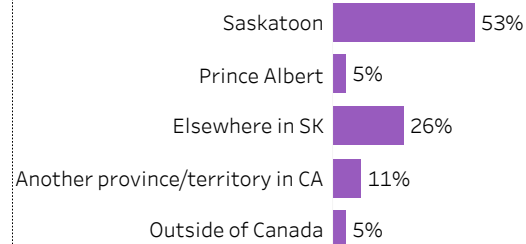
School: **Mining, Energy & Manufacturing** | Program: **Machinist** | Credential: **Certificate** | Admin Campus:
Saskatoon | Base/CE: **Base** | Indigenous: **All**

School

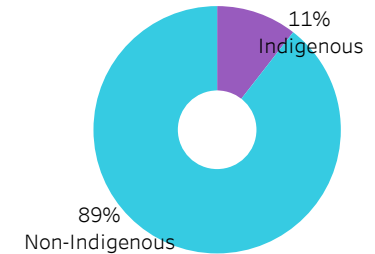
Mining, Energy & Manufacturing

100%

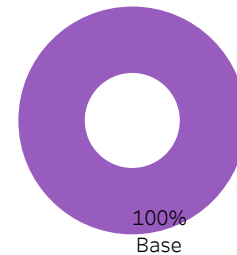
Location of Current Residence



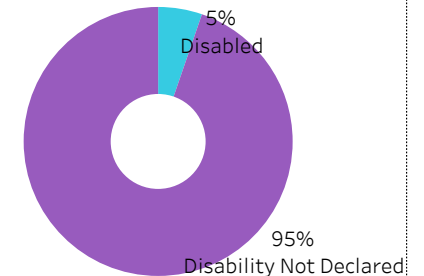
Indigenous Status



Base/CE



Disability

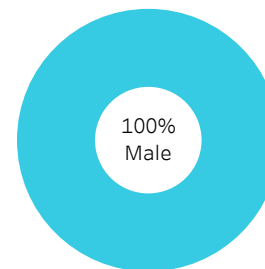


Credentials

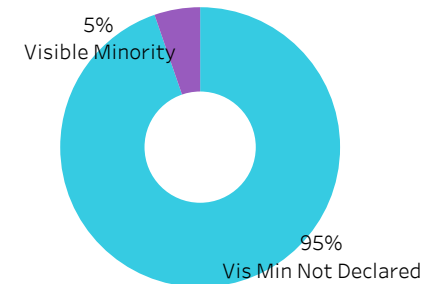
Certificate

100%

Gender



Visible Minority





2019-20 Graduate Follow-up Survey Summary of Results (page 2/5) Graduate Employment



[Click on button to RESET Filters](#)

Number of Respondents
19

School: **Mining, Energy & Manufacturing** | Program: **Machinist** | Credential: **Certificate** | Admin Campus: **Saskatoon** | Base/CE: **Base** |
Indigenous: **All**

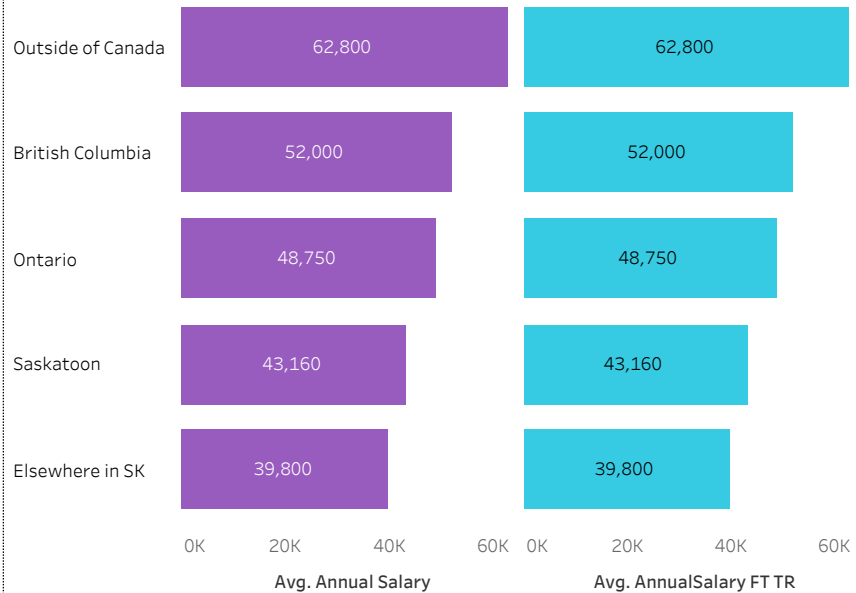
Overall Employment Rate

#Available Workforce	# of Grads Employed	Employment Rate	# of Fulltime Employed Grads	Full-time Employment Rate
15	13	87%	13	87%

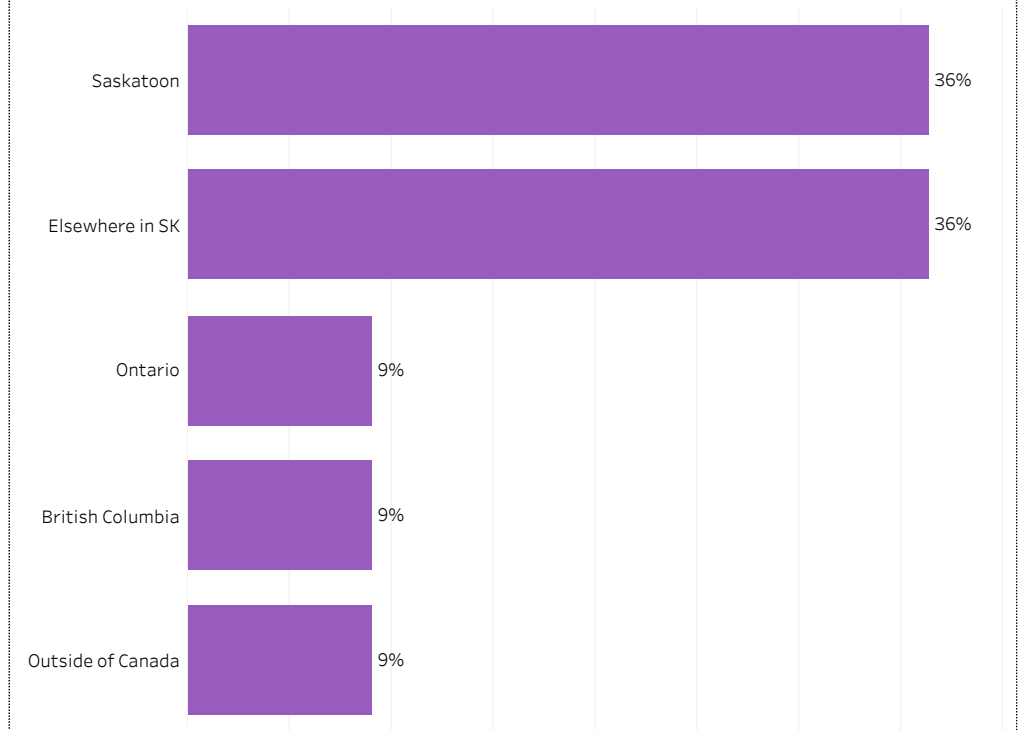
Training Related (TR) Employment

#Available Workforce	# of TR Employed Grads	TR Employment Rate	# of Fulltime TR Employed Grads	Full-time TR Employment Rate
15	9	60%	9	60%

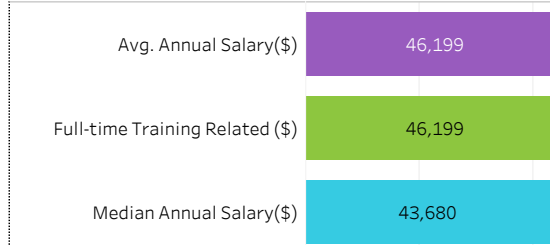
Average Salaries by Location of Employment



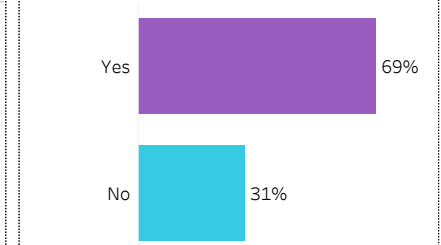
Location of Employment



Average/Median Salary



Relatedness of Job to Training



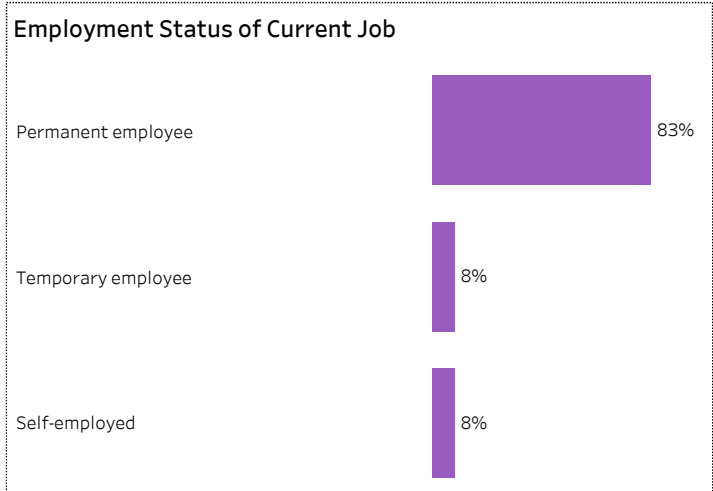
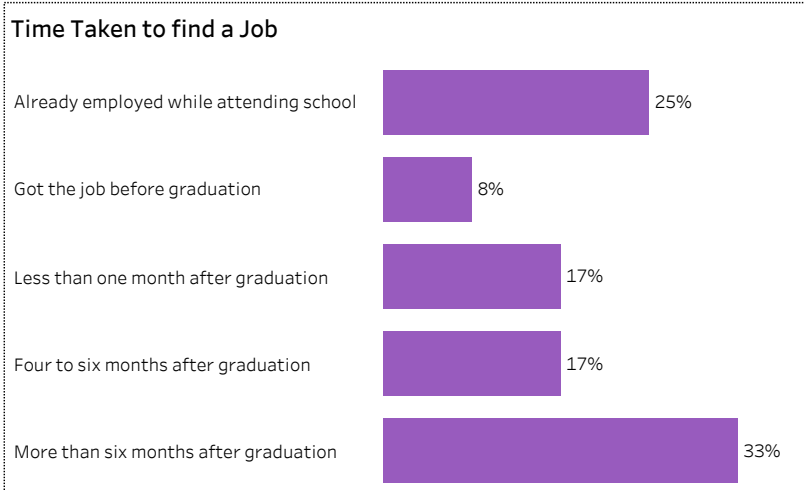
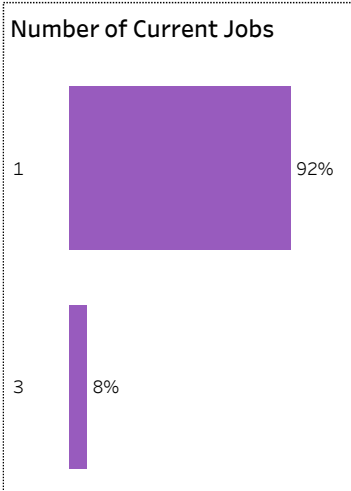
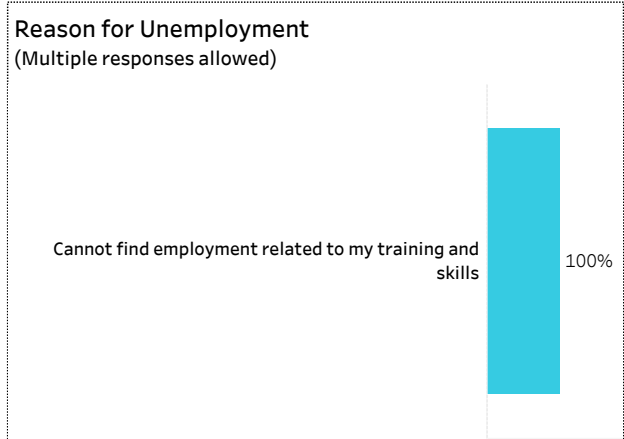
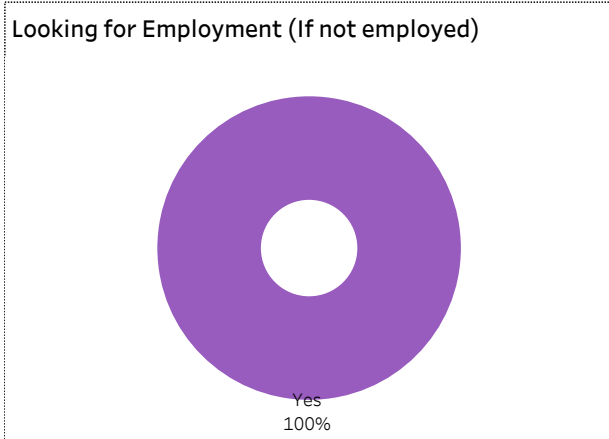
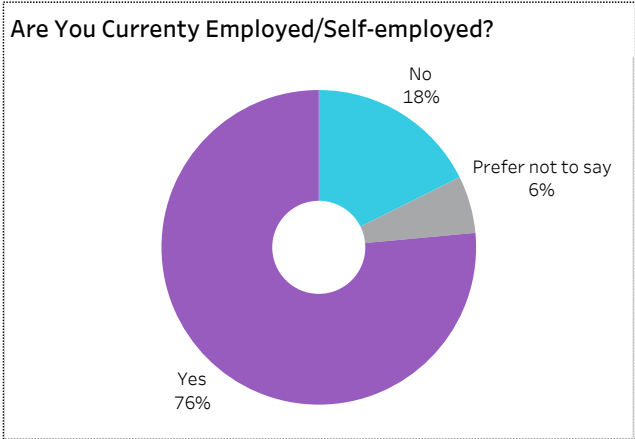


2019-20 Graduate Follow-up Survey Summary of Results (page 3/5) Graduate Employment (continued)



[Click on button to RESET Filters](#)

Number of Respondents **19** | School: **Mining, Energy & Manufacturing** | Program: **Machinist** | Credential: **Certificate** | Admin Campus: **Saskatoon** | Base/CE: **Base** | Indigenous: **All**





2019-20 Graduate Follow-up Survey Summary of Results (page 4/5) Satisfaction and Program Benefits



[Click on button to RESET Filters](#)

Number of Respondents 19	School: Mining, Energy & Manufacturing Program: Machinist Credential: Certificate Admin Campus: Saskatoon Base/CE: Base Indigenous: All
---	--

Level of Satisfaction	Very Satisfied & Somewhat Satisfied	Very satisfied Somewhat satisfied Very dissatisfied Somewhat dissatisfied	Program Benefits	A Great Extent & Some Extent	A great extent Some extent No extent at all Not sure
------------------------------	-------------------------------------	--	-------------------------	------------------------------	---

Campus facilities	100%			A great extent & S..	
Instruction delivered	100%		Skills and knowledge relevant in the workplace	94%	
Educational experience at Sask Polytech	100%		Improved earning potential	78%	
Program	95%		Improved employment opportunities	72%	



Institutional Research and Analysis



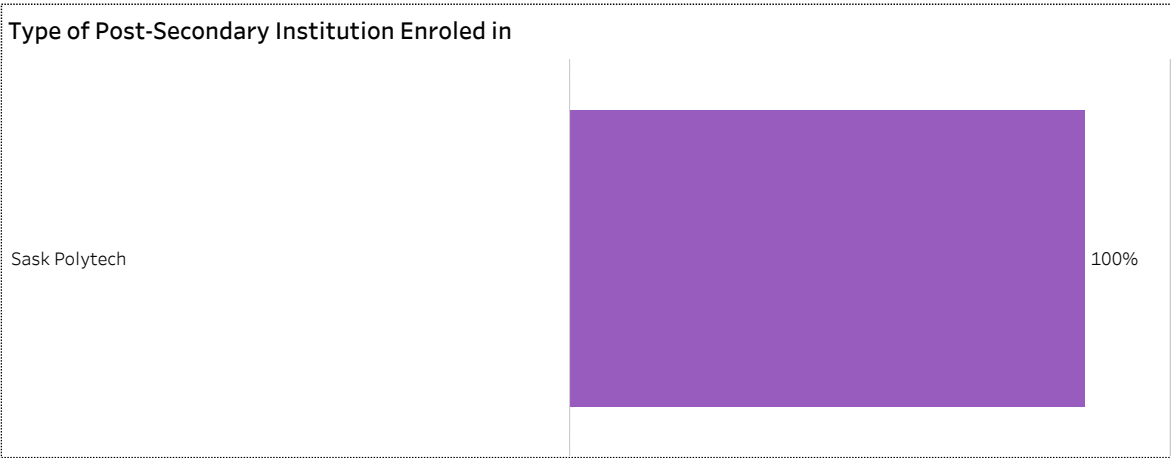
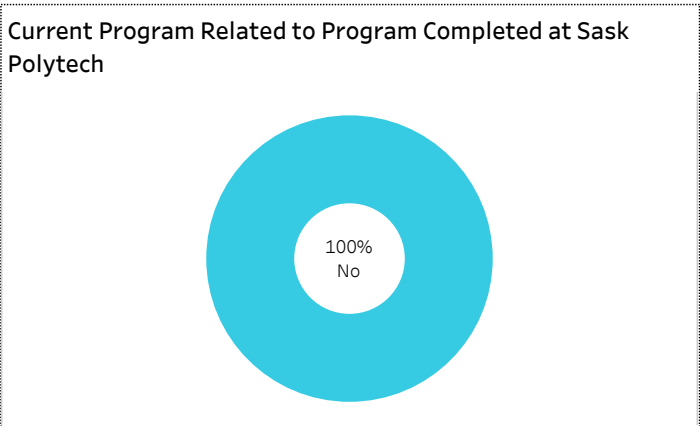

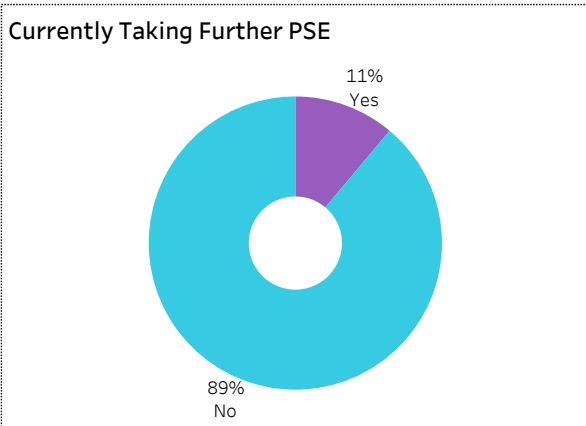
2019-20 Graduate Follow-up Survey Summary of Results (page 5/5) Further Post-Secondary Education



[Click on button to RESET Filters](#)

Number of Respondents
19

School: **Mining, Energy & Manufacturing** | Program: **Machinist** | Credential: **Certificate** | Admin Campus: **Saskatoon** | Base/CE: **Base** |
Indigenous: **All**



Among the students who pursued further education, 25% indicated the program was not related to the one they completed at Sask Polytech. Common reasons cited by the graduates who were studying in an unrelated field were to be able to change career choice, to have more/better career choices, and difficulty of finding employment in their previous field of study.

Institutional Research and Analysis

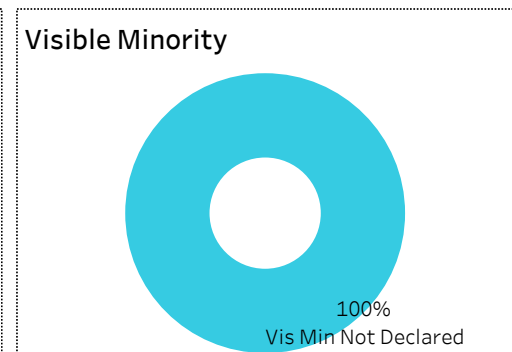
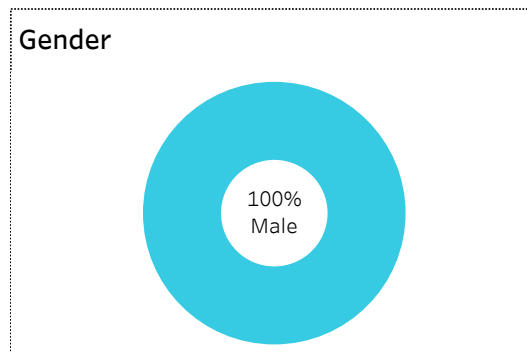
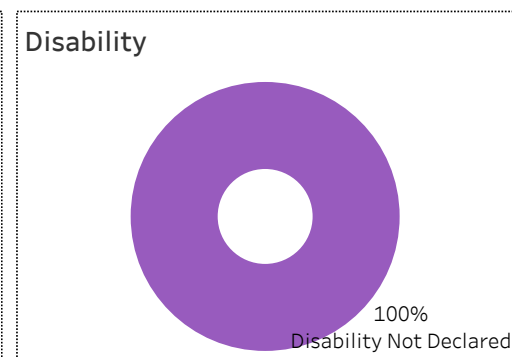
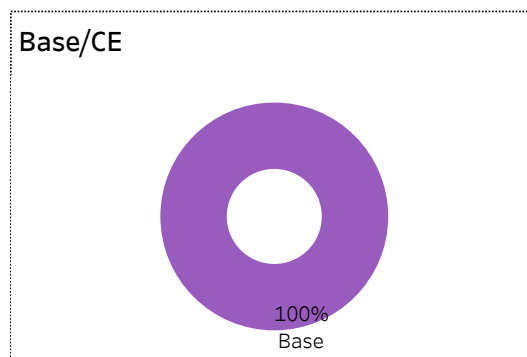
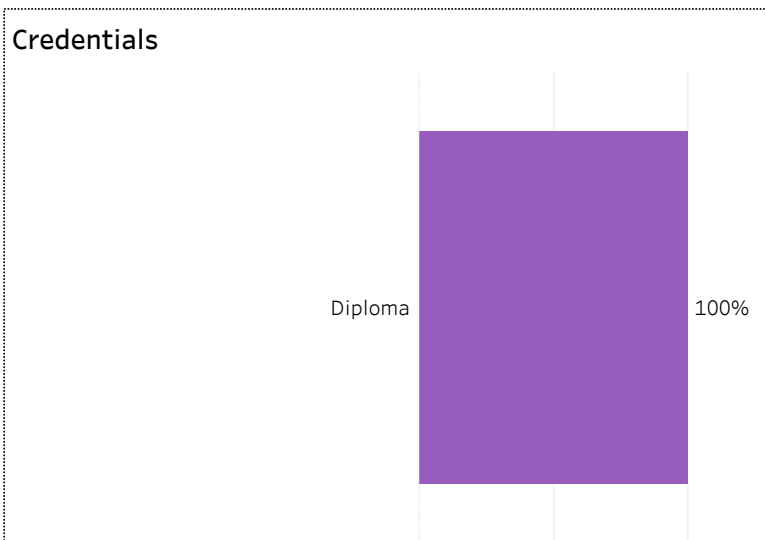
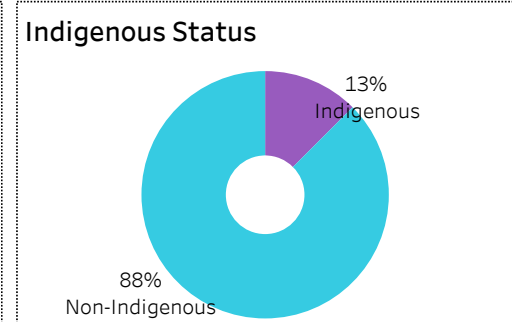
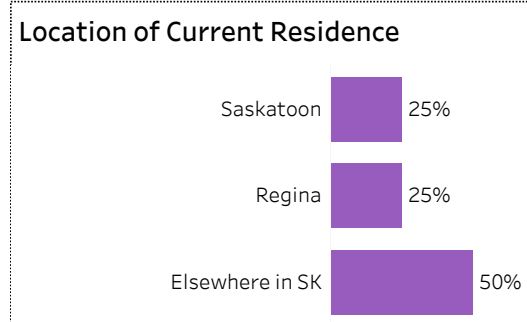



2019-20 Graduate Follow-up Survey Summary of Results (page 1/5) Respondent Profile



[Click on button to RESET Filters](#)

Number of Respondents: **8**
School: **Mining, Energy & Manufacturing** | Program: **Mechanical Engineering** | Credential: **Diploma** | Admin
Campus: **Saskatoon** | Base/CE: **Base** | Indigenous: **All**





2019-20 Graduate Follow-up Survey Summary of Results (page 2/5) Graduate Employment



[Click on button to RESET Filters](#)

Number of Respondents
8

School: **Mining, Energy & Manufacturing** | Program: **Mechanical Engineering** | Credential: **Diploma** | Admin Campus: **Saskatoon** | Base/CE: **Base** | Indigenous: **All**

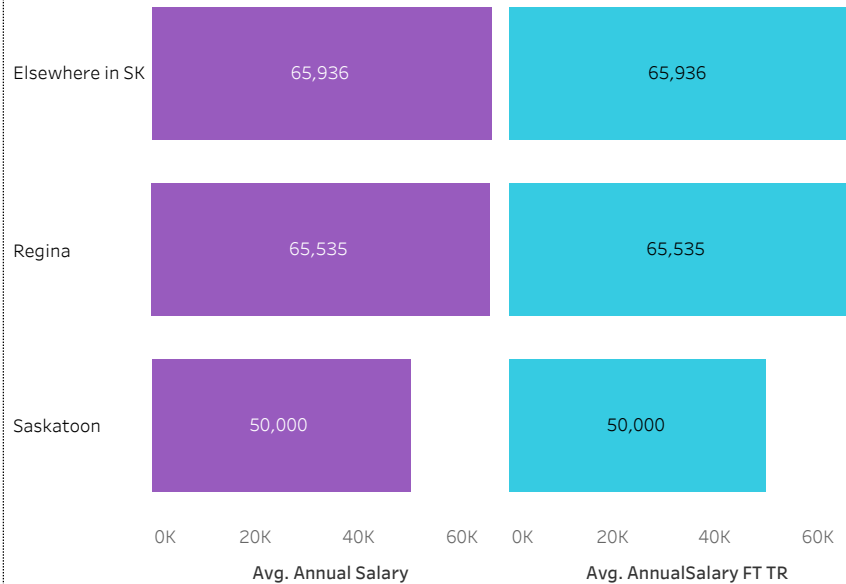
Overall Employment Rate

#Available Workforce	# of Grads Employed	Employment Rate	# of Fulltime Employed Grads	Full-time Employment Rate
8	8	100%	8	100%

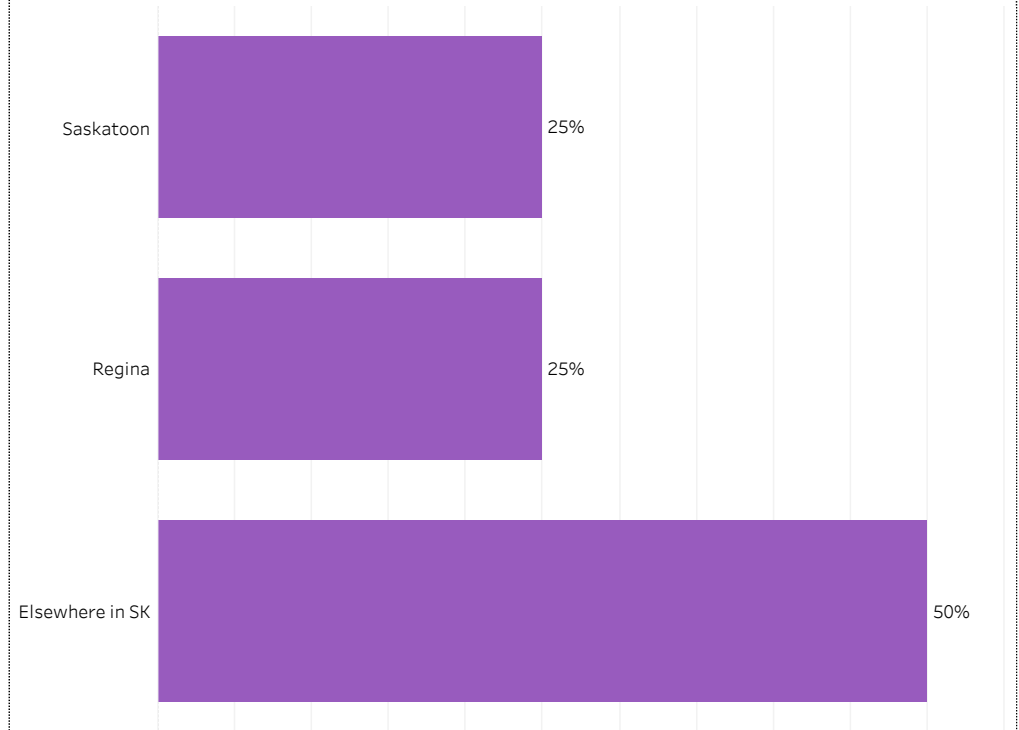
Training Related (TR) Employment

#Available Workforce	# of TR Employed Grads	TR Employment Rate	# of Fulltime TR Employed Grads	Full-time TR Employment Rate
8	6	75%	6	75%


Average Salaries by Location of Employment



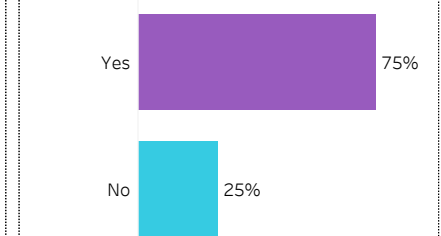
Location of Employment



Average/Median Salary



Relatedness of Job to Training





2019-20 Graduate Follow-up Survey

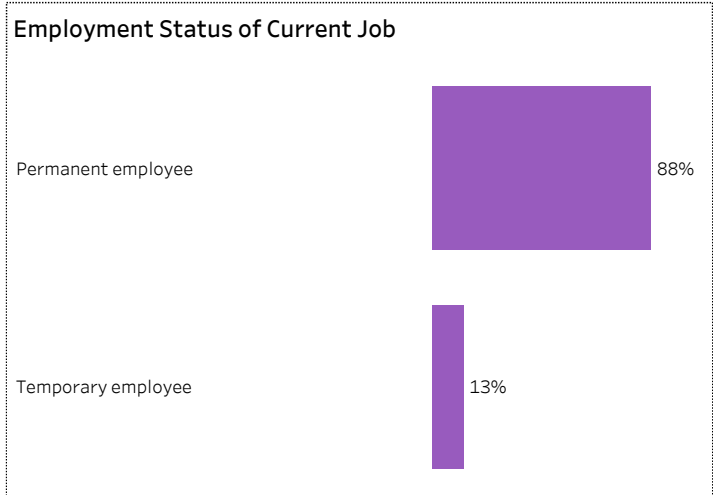
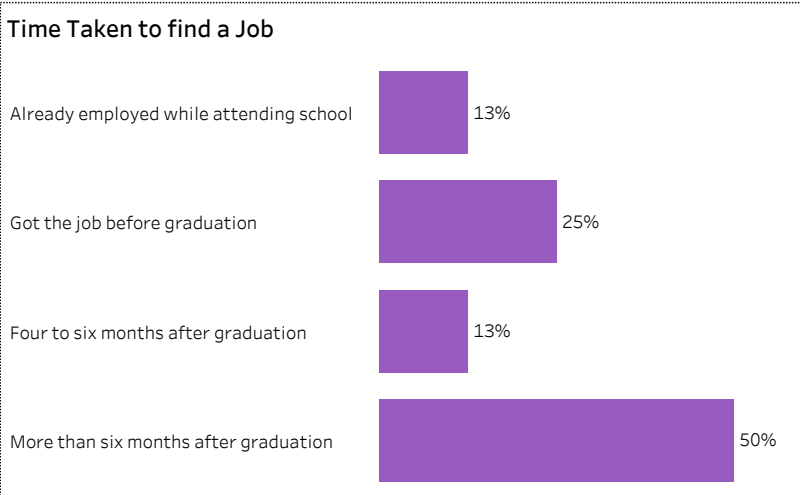
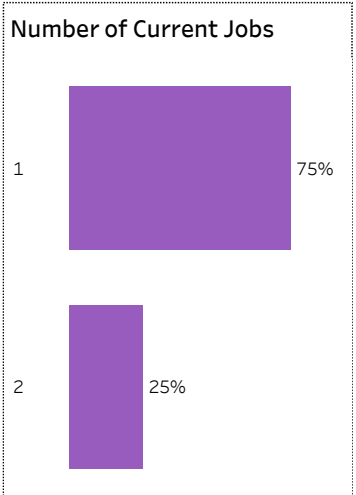

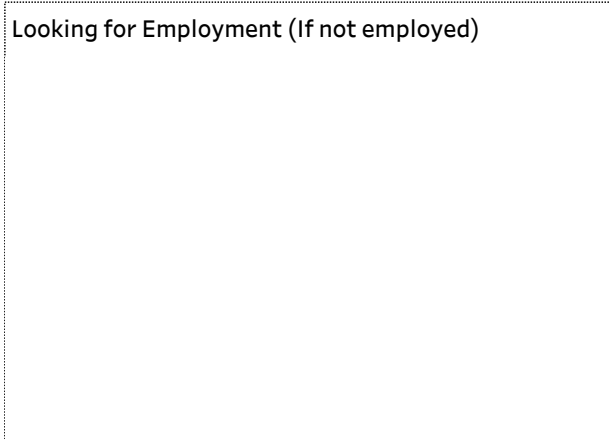
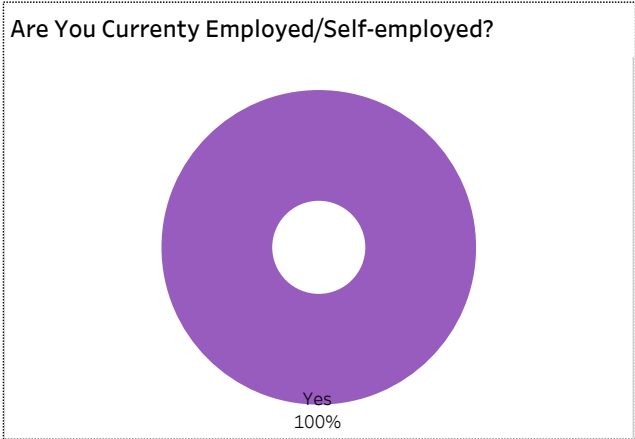
Summary of Results (page 3/5)

Graduate Employment (continued)



Number of Respondents: **8**

School: **Mining, Energy & Manufacturing** | Program: **Mechanical Engineering** | Credential: **Diploma** | Admin Campus: **Saskatoon** |
Base/CE: **Base** | Indigenous: **All**





2019-20 Graduate Follow-up Survey Summary of Results (page 4/5) Satisfaction and Program Benefits



[Click on button to RESET Filters](#)

Number of Respondents 8	School: Mining, Energy & Manufacturing Program: Mechanical Engineering Credential: Diploma Admin Campus: Saskatoon Base/CE: Base Indigenous: All
-----------------------------------	---

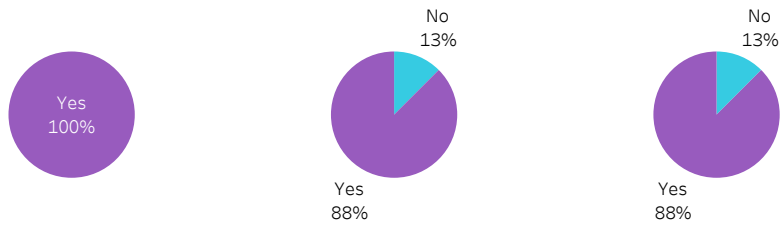
Level of Satisfaction	Very Satisfied & Somewhat Satisfied	<ul style="list-style-type: none"> Very satisfied Somewhat satisfied Not sure 	Program Benefits	A Great Extent & Some Extent	<ul style="list-style-type: none"> Some extent A great extent
------------------------------	-------------------------------------	--	-------------------------	------------------------------	---

Campus facilities	100%	50%	50%	
Instruction delivered	100%	75%	25%	
Educational experience at Sask Polytech	100%	38%	63%	
Program	100%	63%	38%	
Relevance of your program to your field of employment	100%	38%	63%	
Campus activities	88%	25%	63%	13%
Student support services	88%	38%	50%	13%

	A great extent & S..	38%	63%
Improved earning potential	100%		
Improved employment opportunities	100%	50%	50%
Skills and knowledge relevant in the workplace	100%	63%	38%

Satisfaction with Sask Polytech

Are you satisfied with your decision to attend Sask Polytech? Would you recommend Sask Polytech to others? Would you recommend your program to others?



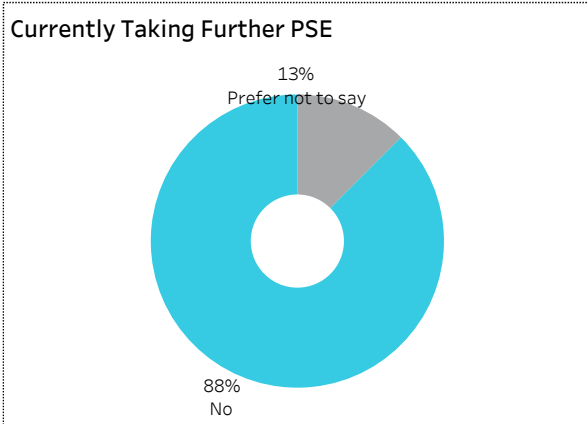


2019-20 Graduate Follow-up Survey Summary of Results (page 5/5) Further Post-Secondary Education



[Click on button to RESET Filters](#)

Number of Respondents 8	School: Mining, Energy & Manufacturing Program: Mechanical Engineering Credential: Diploma Admin Campus: Saskatoon Base/CE: Base Indigenous: All
-----------------------------------	---



Enrolment Status

Current Program Related to Program Completed at Sask Polytech

Type of Post-Secondary Institution Enroled in

Among the students who pursued further education, 25% indicated the program was not related to the one they completed at Sask Polytech. Common reasons cited by the graduates who were studying in an unrelated field were to be able to change career choice, to have more/better career choices, and difficulty of finding employment in their previous field of study.

Institutional Research and Analysis



2019-20 Graduate Follow-up Survey Summary of Results (page 1/5) Respondent Profile



[Click on button to RESET Filters](#)

Number of Respondents
7

School: **Mining, Energy & Manufacturing** | Program: **Mining Engineering Technology** | Credential: **Diploma** |
Admin Campus: **Saskatoon** | Base/CE: **Base** | Indigenous: **Non-Indigenous**

School

Mining, Energy & Manufacturing

100%

Location of Current Residence

Saskatoon 71%

Elsewhere in SK 14%

Another province/territory in CA 14%

Indigenous Status

100%
Non-Indigenous

Credentials

Diploma

100%

Base/CE

100%
Base

Disability

100%
Disability Not Declared

Gender

14%
Female

86%
Male

Visible Minority

100%
Vis Min Not Declared



2019-20 Graduate Follow-up Survey Summary of Results (page 2/5) Graduate Employment



[Click on button to RESET Filters](#)

Number of Respondents
7

School: **Mining, Energy & Manufacturing** | Program: **Mining Engineering Technology** | Credential: **Diploma** | Admin Campus: **Saskatoon** |
Base/CE: **Base** | Indigenous: **Non-Indigenous**

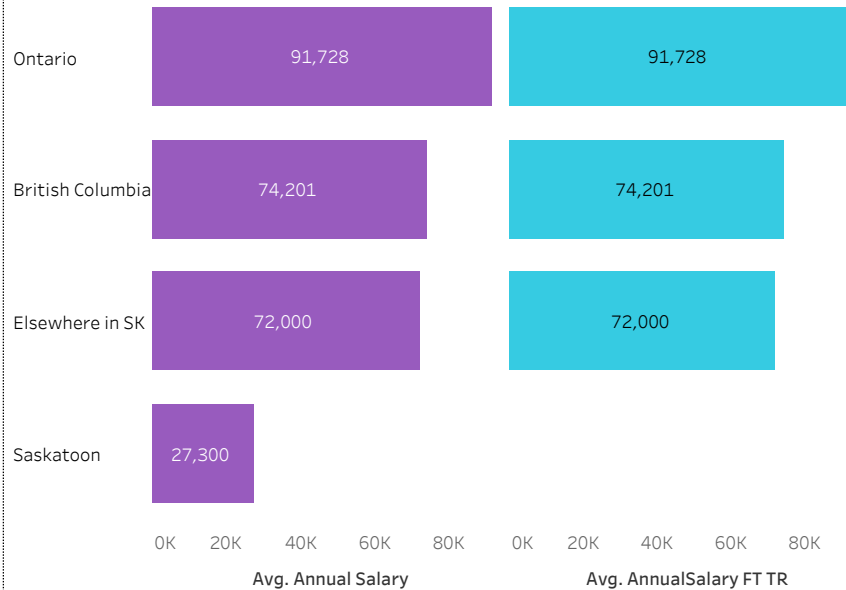
Overall Employment Rate

#Available Workforce	# of Grads Employed	Employment Rate	# of Fulltime Employed Grads	Full-time Employment Rate
6	6	100%	6	100%

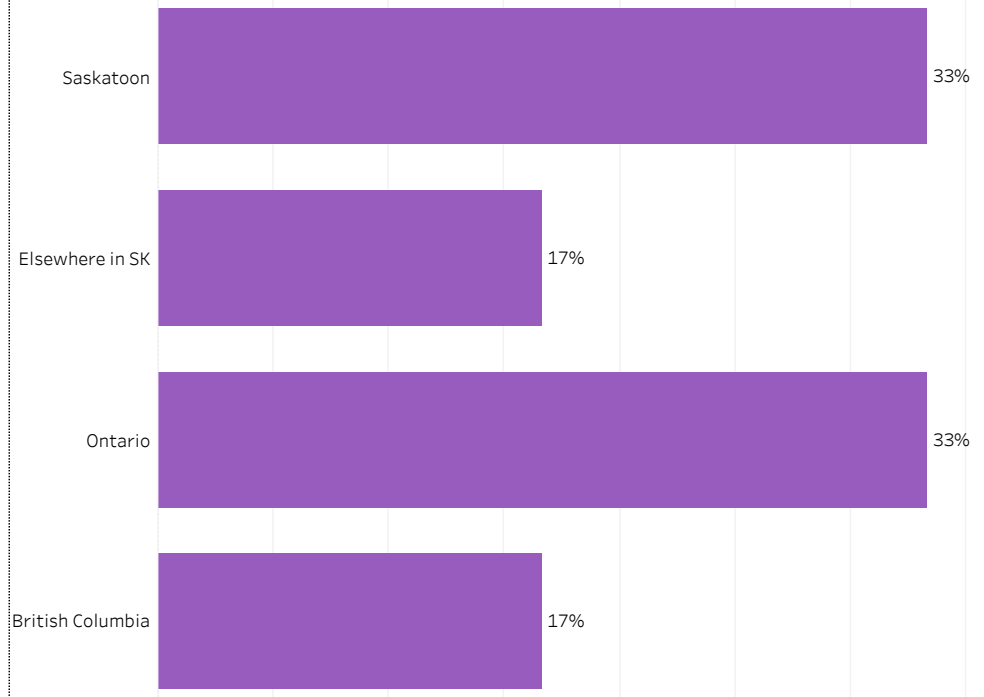
Training Related (TR) Employment

#Available Workforce	# of TR Employed Grads	TR Employment Rate	# of Fulltime TR Employed Grads	Full-time TR Employment Rate
6	3	50%	3	50%

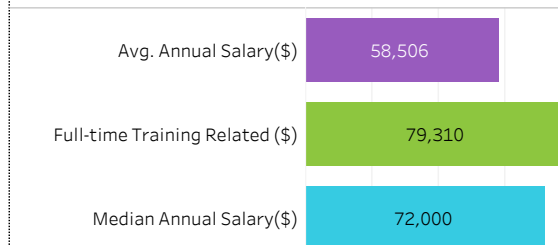
Average Salaries by Location of Employment



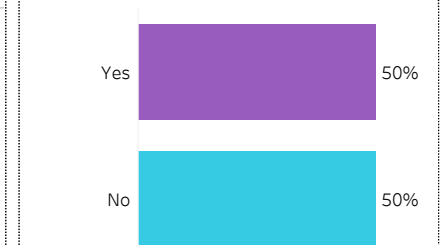
Location of Employment



Average/Median Salary



Relatedness of Job to Training





2019-20 Graduate Follow-up Survey

Summary of Results (page 3/5)

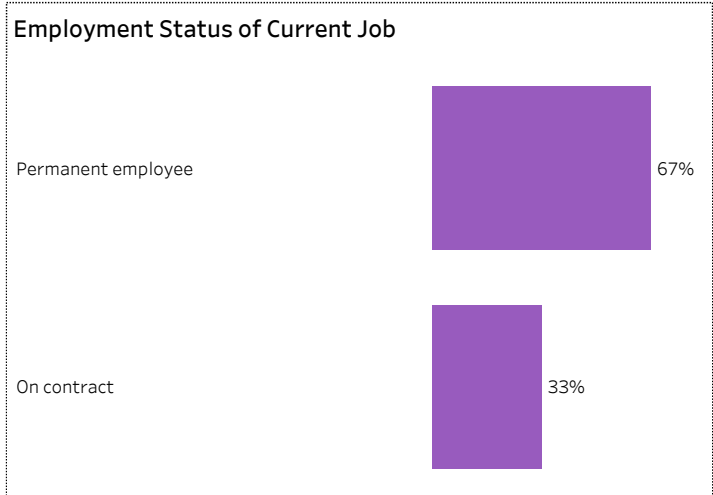
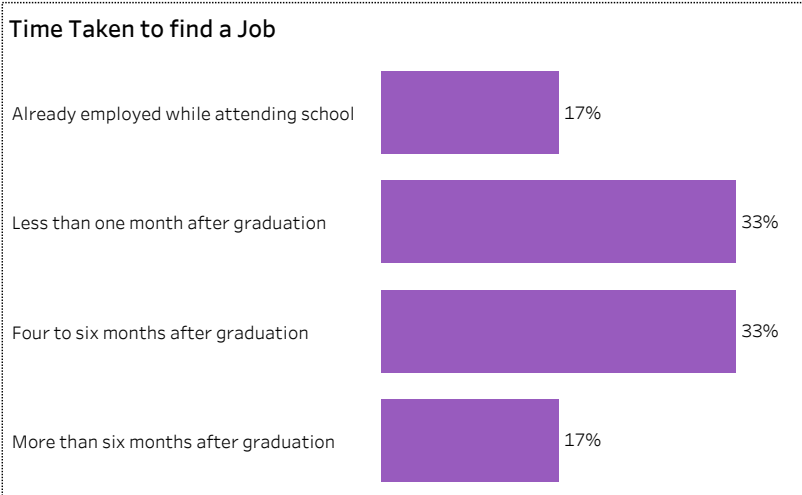
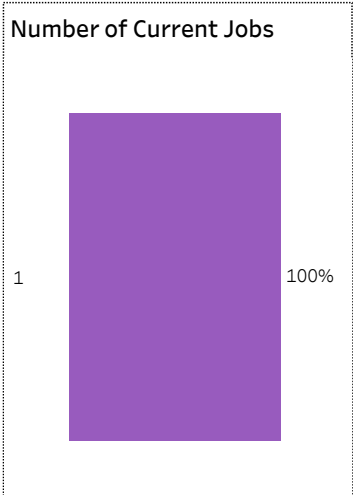

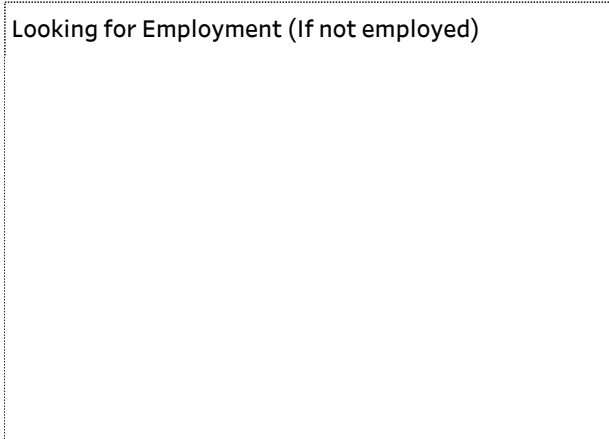
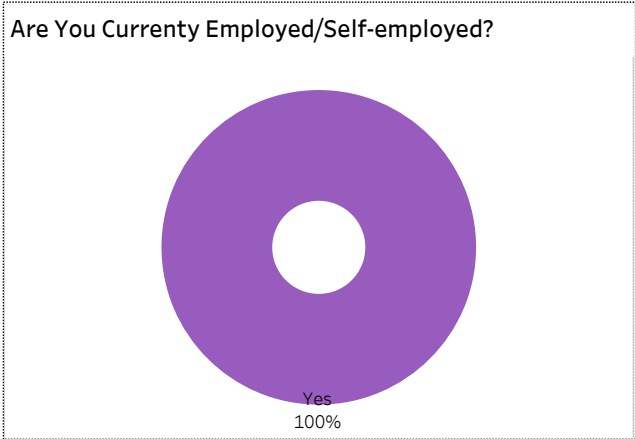
Graduate Employment (continued)



[Click on button to RESET Filters](#)

Number of Respondents: **7**

School: **Mining, Energy & Manufacturing** | Program: **Mining Engineering Technology** | Credential: **Diploma** | Admin Campus: **Saskatoon** | Base/CE: **Base** | Indigenous: **Non-Indigenous**





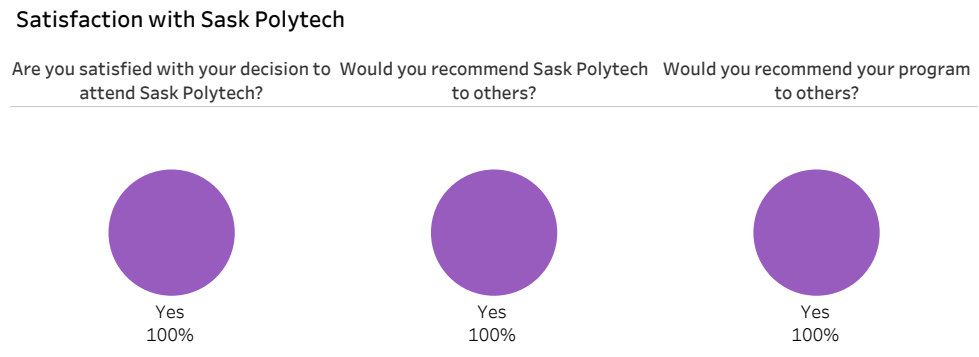
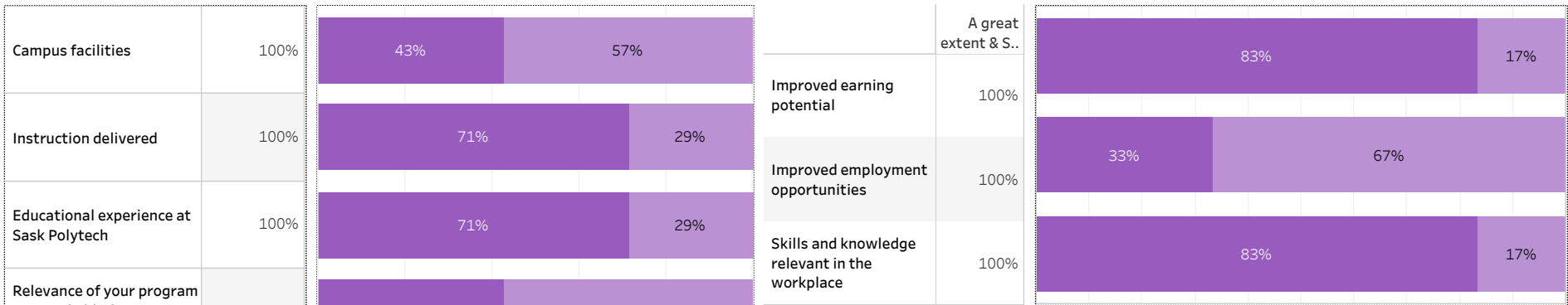
2019-20 Graduate Follow-up Survey Summary of Results (page 4/5) Satisfaction and Program Benefits



[Click on button to RESET Filters](#)

Number of Respondents 7	School: Mining, Energy & Manufacturing Program: Mining Engineering Technology Credential: Diploma Admin Campus: Saskatoon Base/CE: Base Indigenous: Non-Indigenous
-----------------------------------	---

Level of Satisfaction	Very Satisfied & Somewhat Satisfied	<ul style="list-style-type: none"> ■ Very satisfied ■ Somewhat satisfied ■ Very dissatisfied ■ Somewhat dissatisfied 	Program Benefits	A Great Extent & Some Extent	<ul style="list-style-type: none"> ■ Some extent ■ A great extent
------------------------------	-------------------------------------	--	-------------------------	------------------------------	---



Institutional Research and Analysis




2019-20 Graduate Follow-up Survey Summary of Results (page 5/5) Further Post-Secondary Education



[Click on button to RESET Filters](#)

Number of Respondents 7	School: Mining, Energy & Manufacturing Program: Mining Engineering Technology Credential: Diploma Admin Campus: Saskatoon Base/CE: Base Indigenous: Non-Indigenous
-----------------------------------	--

Currently Taking Further PSE  <p>100% No</p>	Enrolment Status	Current Program Related to Program Completed at Sask Polytech
--	------------------	---

Type of Post-Secondary Institution Enroled in

Among the students who pursued further education, 25% indicated the program was not related to the one they completed at Sask Polytech. Common reasons cited by the graduates who were studying in an unrelated field were to be able to change career choice, to have more/better career choices, and difficulty of finding employment in their previous field of study.

Institutional Research and Analysis



2019-20 Graduate Follow-up Survey Summary of Results (page 1/5) Respondent Profile



[Click on button to RESET Filters](#)

Number of Respondents
6

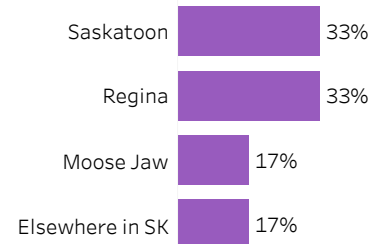
School: **Mining, Energy & Manufacturing** | Program: **Power Engineering** | Credential: **Certificate** | Admin Campus: **Regina** | Base/CE: **Base** | Indigenous: **Non-Indigenous**

School

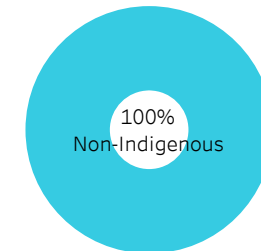
Mining, Energy & Manufacturing

100%

Location of Current Residence



Indigenous Status

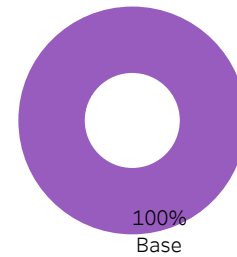


Credentials

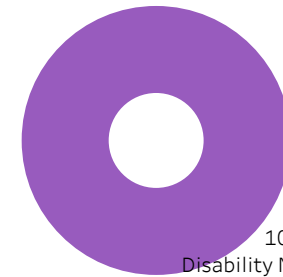
Certificate

100%

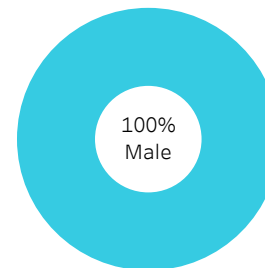
Base/CE




Disability



Gender



Visible Minority





2019-20 Graduate Follow-up Survey Summary of Results (page 2/5) Graduate Employment



[Click on button to RESET Filters](#)

Number of Respondents
6

School: **Mining, Energy & Manufacturing** | Program: **Power Engineering** | Credential: **Certificate** | Admin Campus: **Regina** | Base/CE: **Base** |
Indigenous: **Non-Indigenous**

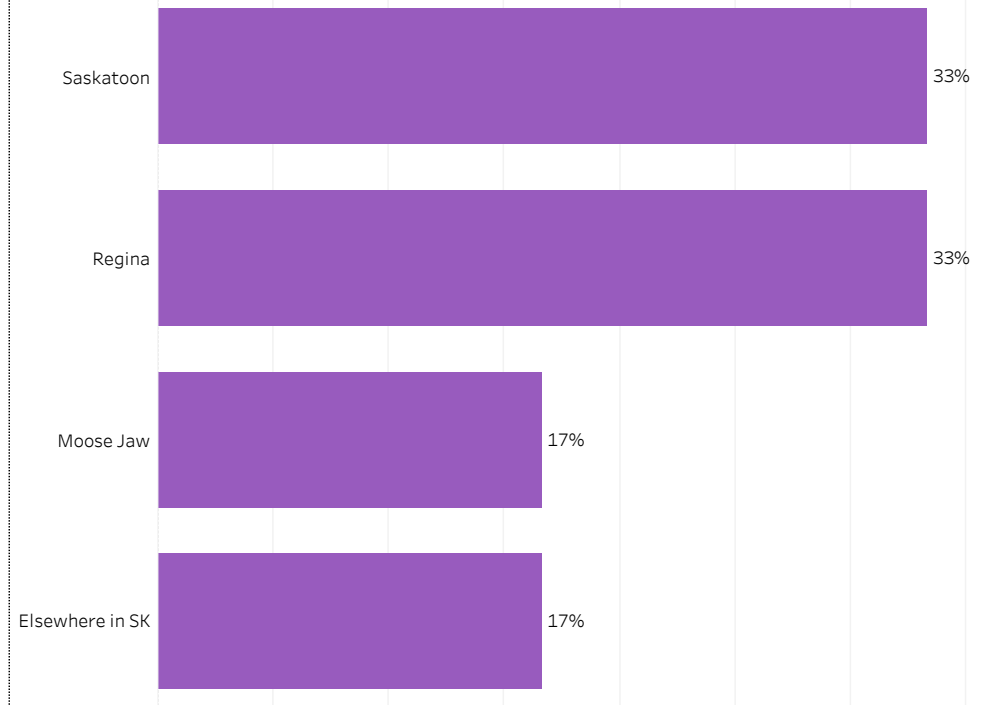
Overall Employment Rate

#Available Workforce	# of Grads Employed	Employment Rate	# of Fulltime Employed Grads	Full-time Employment Rate
6	6	100%	5	83%

Training Related (TR) Employment

#Available Workforce	# of TR Employed Grads	TR Employment Rate	# of Fulltime TR Employed Grads	Full-time TR Employment Rate
6	4	67%	4	67%

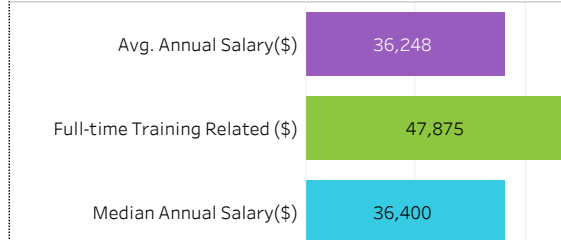
Location of Employment



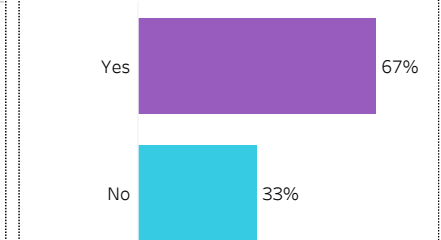
Average Salaries by Location of Employment



Average/Median Salary



Relatedness of Job to Training





2019-20 Graduate Follow-up Survey

Summary of Results (page 3/5)

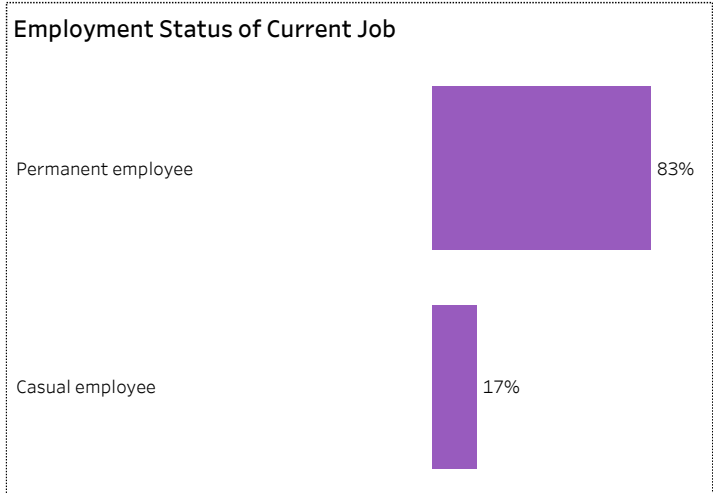
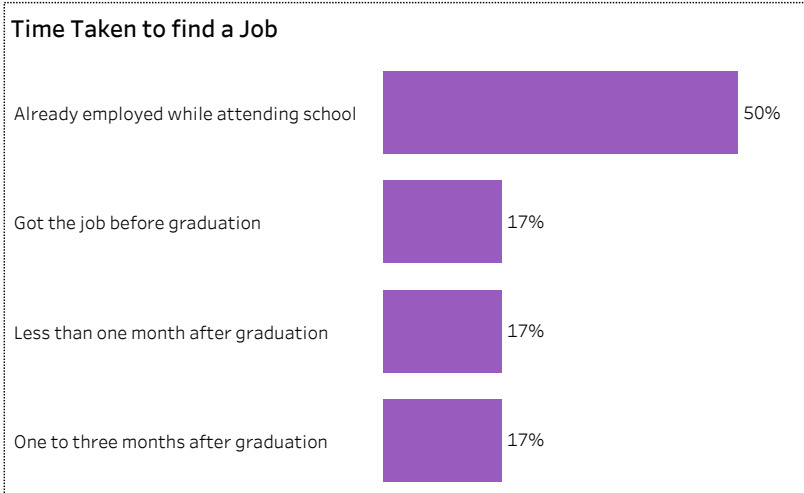
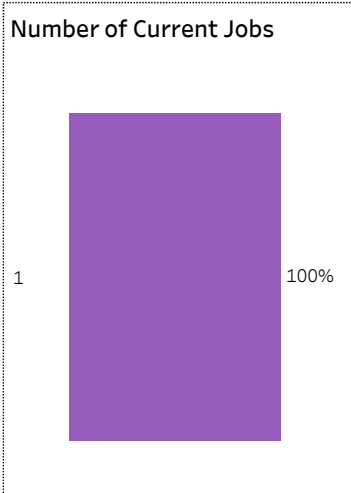

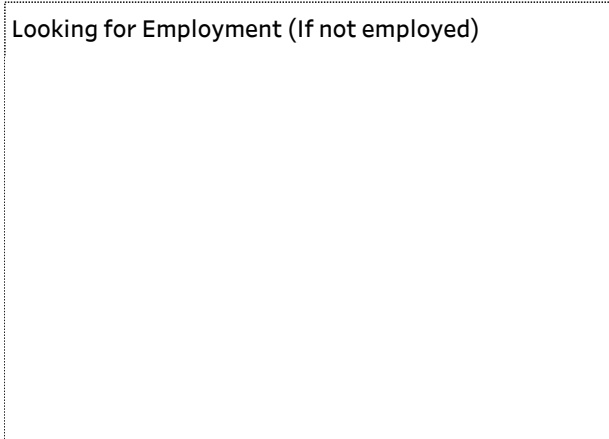
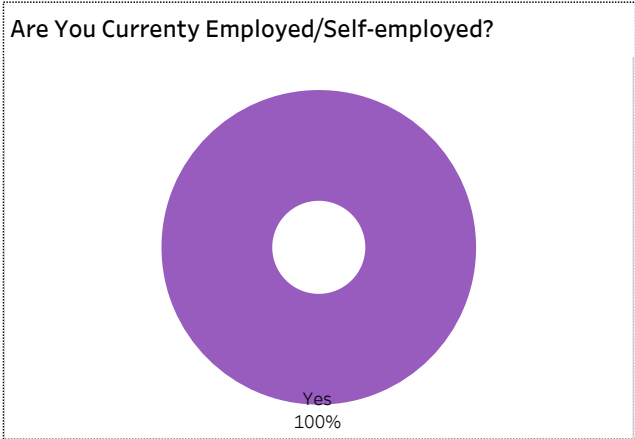
Graduate Employment (continued)



[Click on button to RESET Filters](#)

Number of Respondents: **6**

School: **Mining, Energy & Manufacturing** | Program: **Power Engineering** | Credential: **Certificate** | Admin Campus: **Regina** | Base/CE: **Base** | Indigenous: **Non-Indigenous**





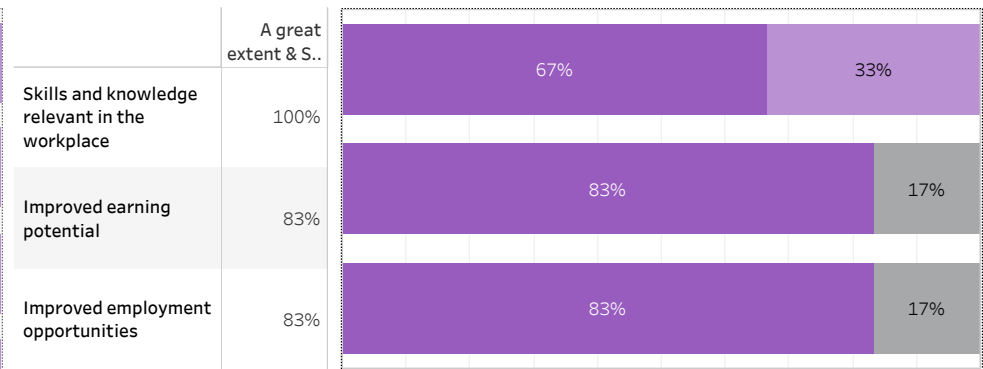
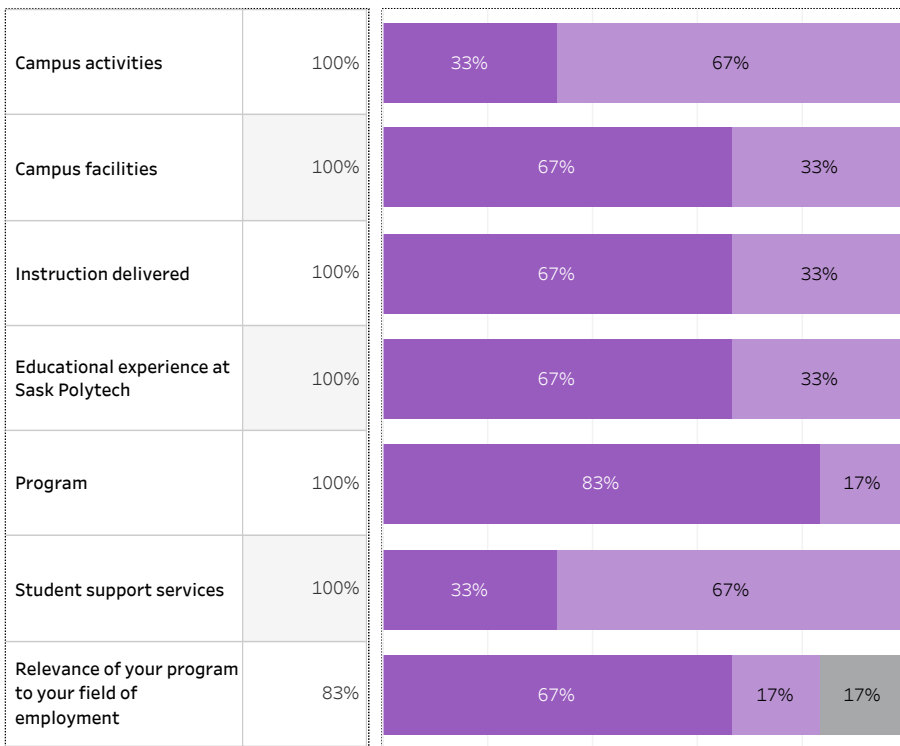
2019-20 Graduate Follow-up Survey Summary of Results (page 4/5) Satisfaction and Program Benefits



Click on button to RESET Filters

Number of Respondents 6	School: Mining, Energy & Manufacturing Program: Power Engineering Credential: Certificate Admin Campus: Regina Base/CE: Base Indigenous: Non-Indigenous
-----------------------------------	---

Level of Satisfaction	Very Satisfied & Somewhat Satisfied	<ul style="list-style-type: none"> Very satisfied Somewhat satisfied Not sure 	Program Benefits	A Great Extent & Some Extent	<ul style="list-style-type: none"> Not applicable Not sure Some extent A great extent
------------------------------	-------------------------------------	--	-------------------------	------------------------------	---



Satisfaction with Sask Polytech



Institutional Research and Analysis




2019-20 Graduate Follow-up Survey Summary of Results (page 5/5) Further Post-Secondary Education



[Click on button to RESET Filters](#)

Number of Respondents 6	School: Mining, Energy & Manufacturing Program: Power Engineering Credential: Certificate Admin Campus: Regina Base/CE: Base Indigenous: Non-Indigenous
-----------------------------------	---

Currently Taking Further PSE  <p>100% No</p>	Enrolment Status	Current Program Related to Program Completed at Sask Polytech
---	-------------------------	--

Type of Post-Secondary Institution Enroled in
--

Among the students who pursued further education, 25% indicated the program was not related to the one they completed at Sask Polytech. Common reasons cited by the graduates who were studying in an unrelated field were to be able to change career choice, to have more/better career choices, and difficulty of finding employment in their previous field of study.

Institutional Research and Analysis



2019-20 Graduate Follow-up Survey Summary of Results (page 1/5) Respondent Profile



[Click on button to RESET Filters](#)

Number of Respondents
14

School: **Mining, Energy & Manufacturing** | Program: **Power Engineering** | Credential: **Diploma** | Admin Campus: **Saskatoon** | Base/CE: **Base** | Indigenous: **All**

School

Mining, Energy & Manufacturing 100%

Location of Current Residence

Saskatoon 57%
Elsewhere in SK 43%

Indigenous Status

7% Indigenous
93% Non-Indigenous

Credentials

Diploma 100%

Base/CE

100%
Base

Disability

100%
Disability Not Declared

Gender

7% Female
93% Male

Visible Minority

14% Visible Minority
86% Vis Min Not Declared

Institutional Research and Analysis



2019-20 Graduate Follow-up Survey Summary of Results (page 2/5) Graduate Employment



[Click on button to RESET Filters](#)

Number of Respondents
14

School: **Mining, Energy & Manufacturing** | Program: **Power Engineering** | Credential: **Diploma** | Admin Campus: **Saskatoon** | Base/CE: **Base** | Indigenous: **All**

Overall Employment Rate

#Available Workforce	# of Grads Employed	Employment Rate	# of Fulltime Employed Grads	Full-time Employment Rate
14	13	93%	13	93%

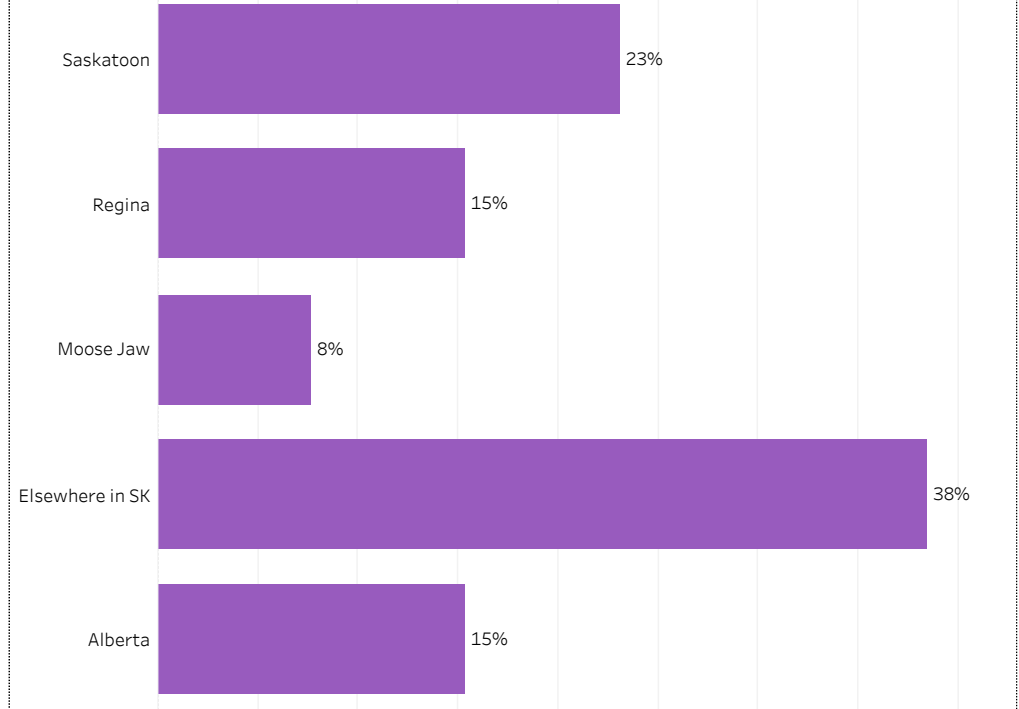
Training Related (TR) Employment

#Available Workforce	# of TR Employed Grads	TR Employment Rate	# of Fulltime TR Employed Grads	Full-time TR Employment Rate
14	12	86%	12	86%

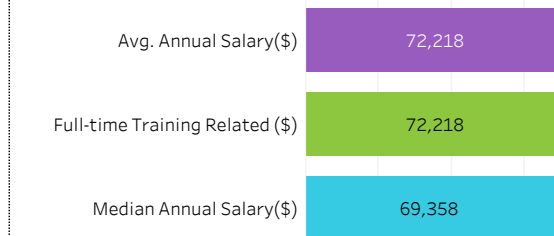
Average Salaries by Location of Employment



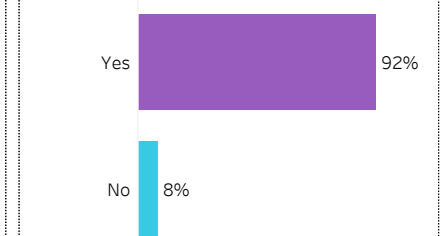
Location of Employment



Average/Median Salary



Relatedness of Job to Training



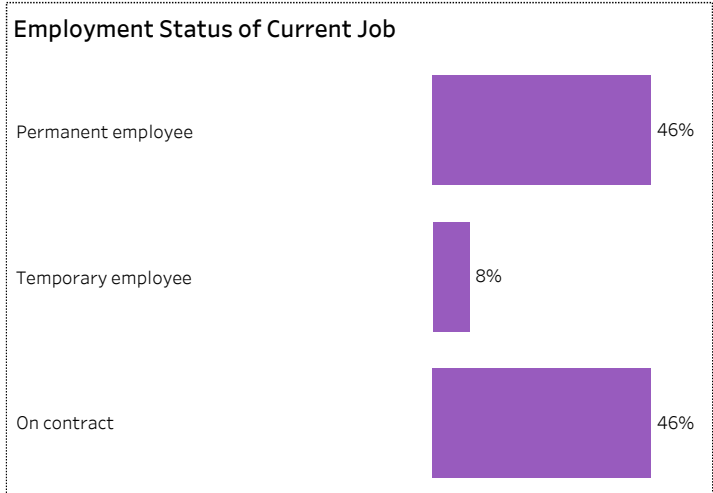
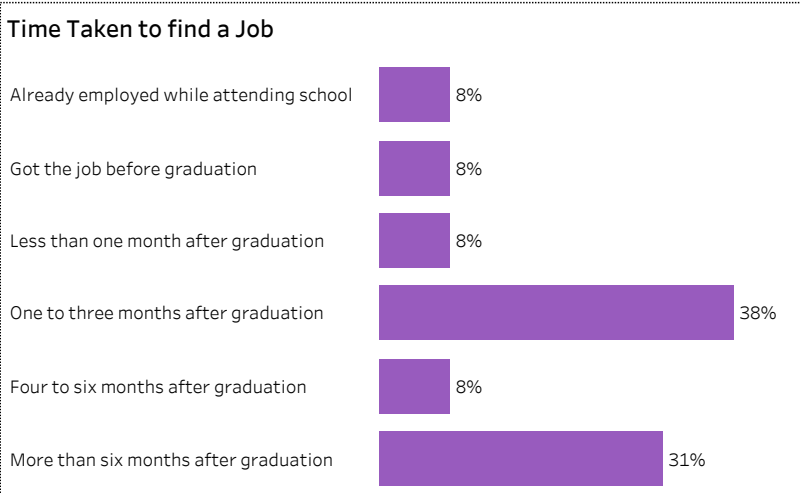
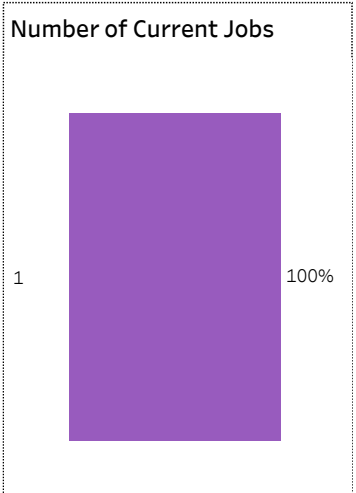
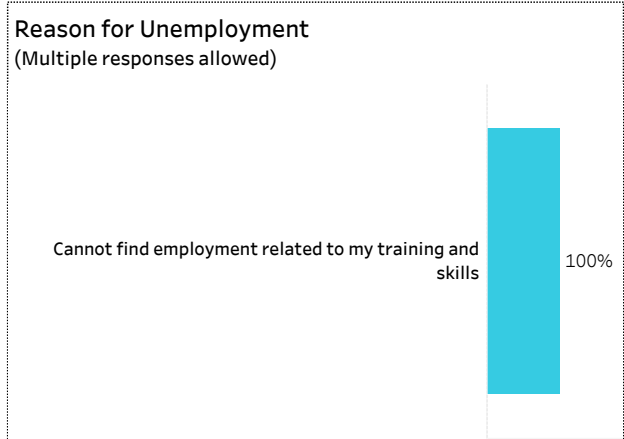
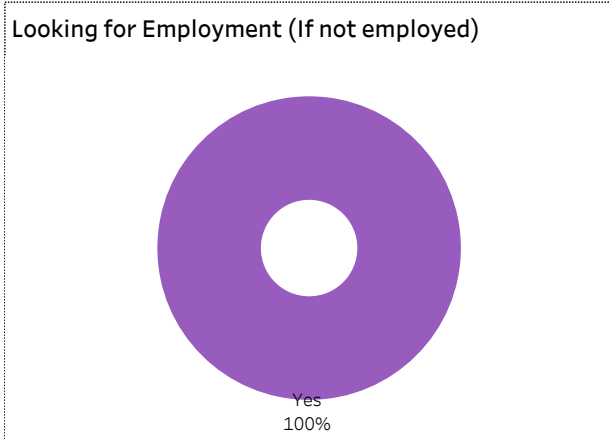
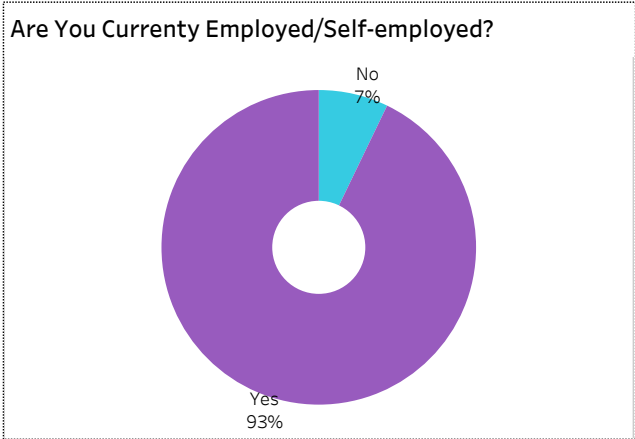


2019-20 Graduate Follow-up Survey
 Summary of Results (page 3/5)
 Graduate Employment (continued)



[Click on button to RESET Filters](#)

Number of Respondents: **14**
 School: **Mining, Energy & Manufacturing** | Program: **Power Engineering** | Credential: **Diploma** | Admin Campus: **Saskatoon** | Base/CE: **Base** | Indigenous: **All**





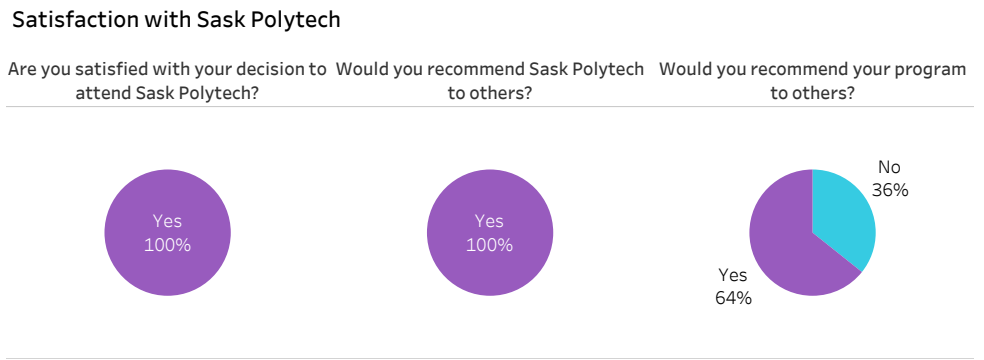
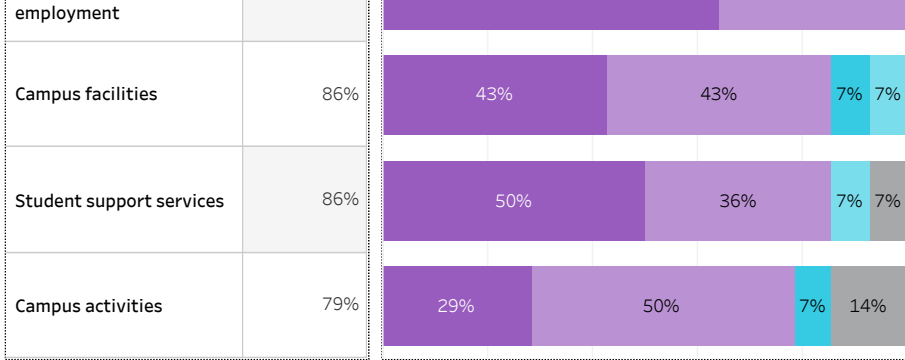
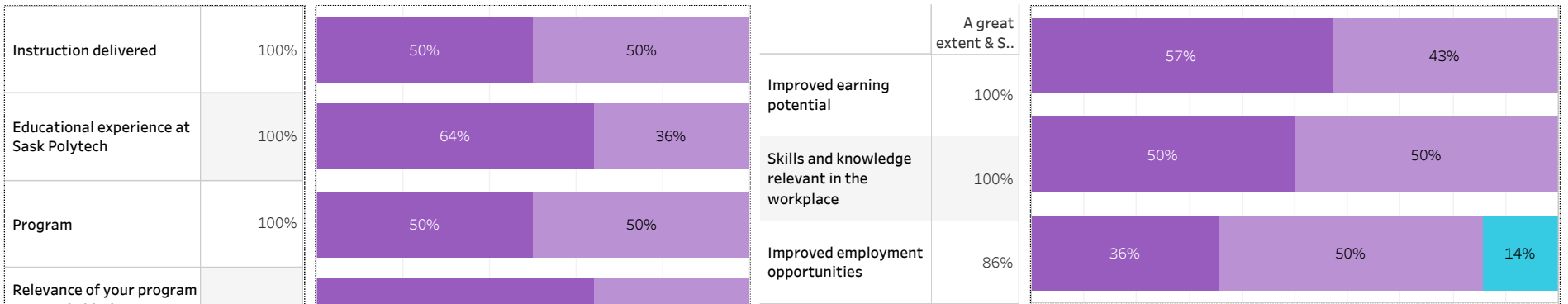
2019-20 Graduate Follow-up Survey Summary of Results (page 4/5) Satisfaction and Program Benefits



[Click on button to RESET Filters](#)

Number of Respondents 14	School: Mining, Energy & Manufacturing Program: Power Engineering Credential: Diploma Admin Campus: Saskatoon Base/CE: Base Indigenous: All
------------------------------------	---

Level of Satisfaction	Very Satisfied & Somewhat Satisfied	<ul style="list-style-type: none"> Very satisfied Somewhat satisfied Very dissatisfied Somewhat dissatisfied Not sure 	Program Benefits	A Great Extent & Some Extent	<ul style="list-style-type: none"> No extent at all Some extent A great extent
------------------------------	-------------------------------------	--	-------------------------	------------------------------	---





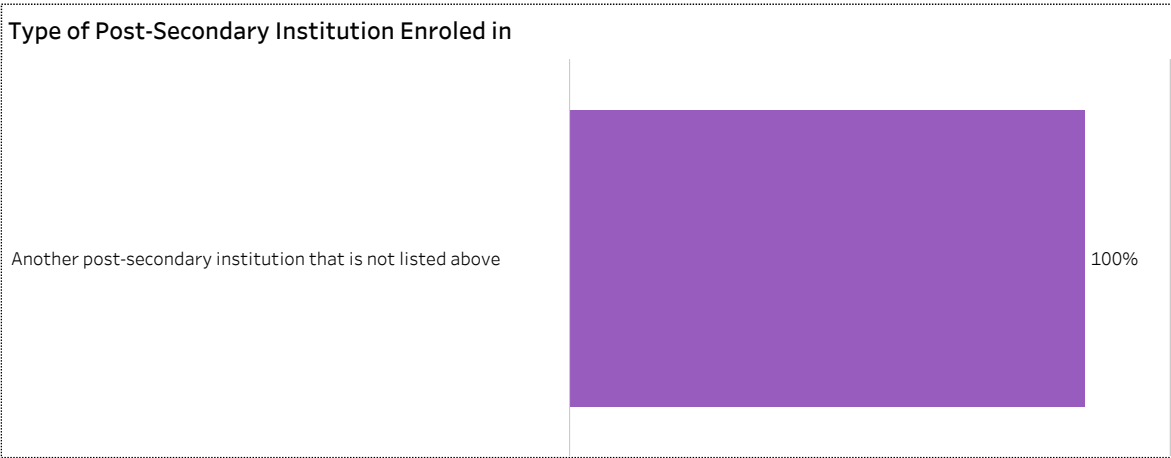
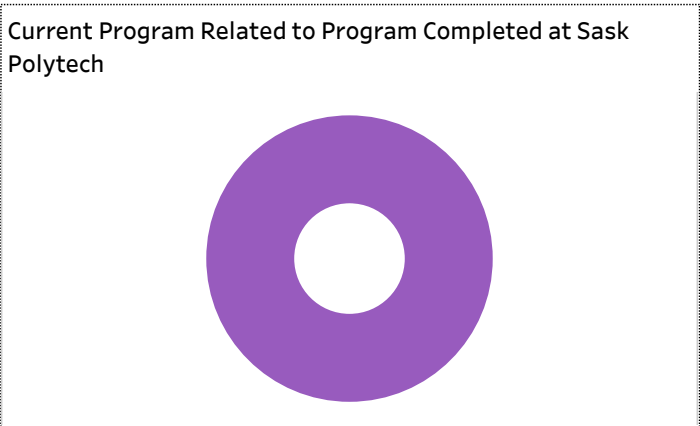
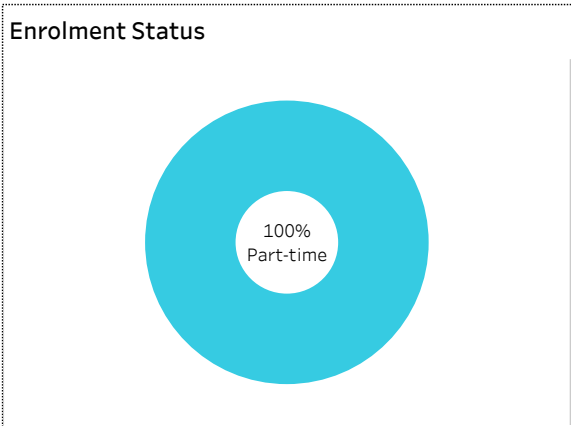
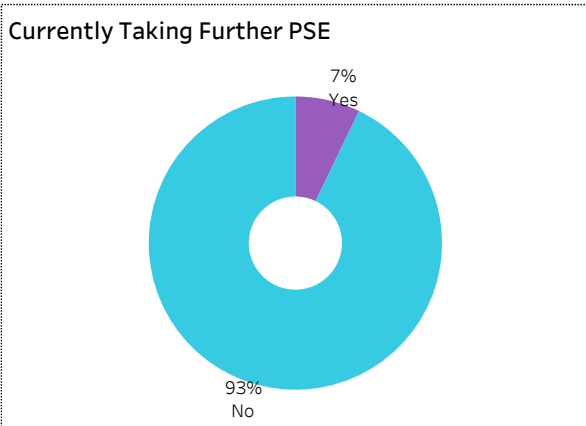
2019-20 Graduate Follow-up Survey Summary of Results (page 5/5) Further Post-Secondary Education



[Click on button to RESET Filters](#)

Number of Respondents
14

School: **Mining, Energy & Manufacturing** | Program: **Power Engineering** | Credential: **Diploma** | Admin Campus: **Saskatoon** | Base/CE: **Base** | Indigenous: **All**



Among the students who pursued further education, 25% indicated the program was not related to the one they completed at Sask Polytech. Common reasons cited by the graduates who were studying in an unrelated field were to be able to change career choice, to have more/better career choices, and difficulty of finding employment in their previous field of study.

Institutional Research and Analysis

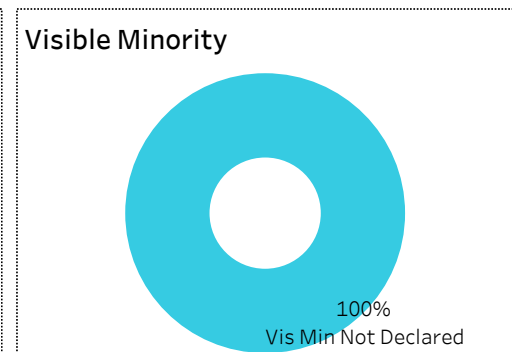
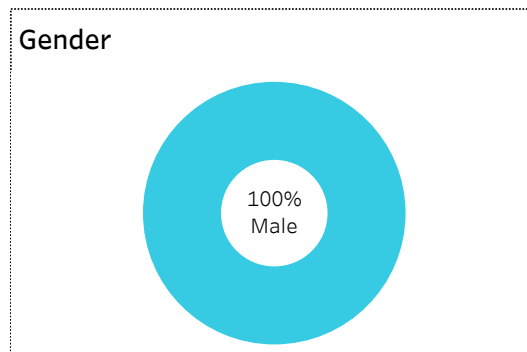
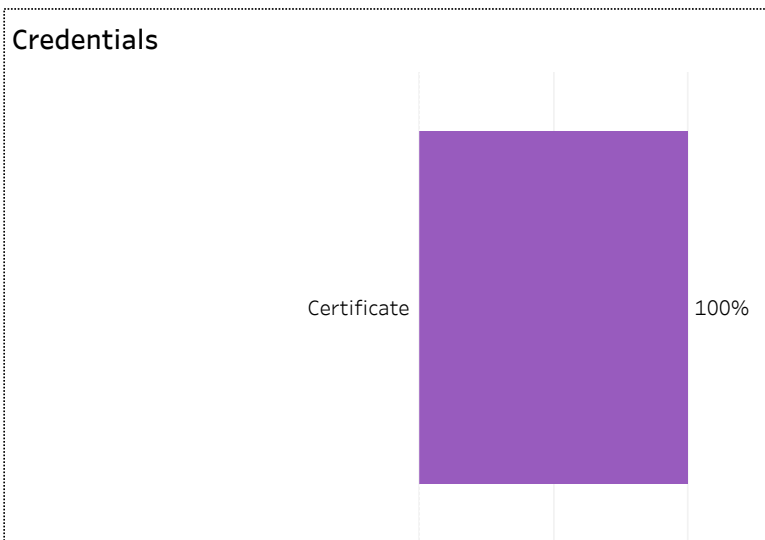
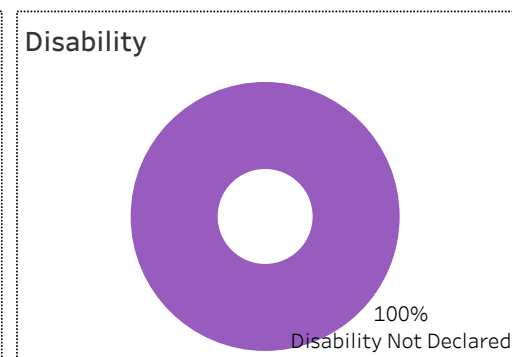

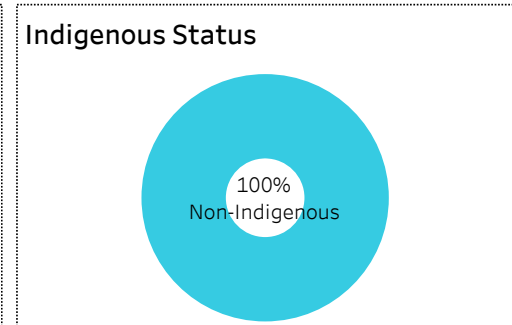
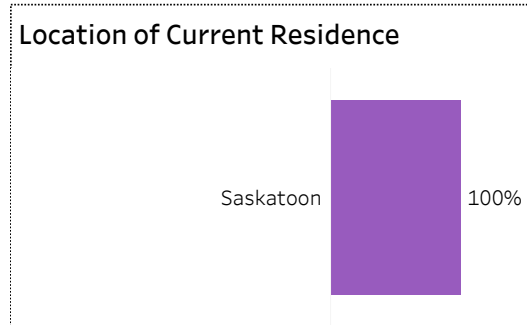



2019-20 Graduate Follow-up Survey Summary of Results (page 1/5) Respondent Profile



[Click on button to RESET Filters](#)

Number of Respondents **1** | School: **Mining, Energy & Manufacturing** | Program: **Power Engineering** | Credential: **Certificate** | Admin Campus: **Saskatoon** | Base/CE: **Con Ed - Sask Polytech Delivered** | Indigenous: **Non-Indigenous**





2019-20 Graduate Follow-up Survey Summary of Results (page 2/5) Graduate Employment



[Click on button to RESET Filters](#)

Number of Respondents
1

School: **Mining, Energy & Manufacturing** | Program: **Power Engineering** | Credential: **Certificate** | Admin Campus: **Saskatoon** | Base/CE: **Con Ed - Sask Polytech Delivered** | Indigenous: **Non-Indigenous**

Overall Employment Rate

#Available Workforce	# of Grads Employed	Employment Rate	# of Fulltime Employed Grads	Full-time Employment Rate
1	0	0%	0	0%

Location of Employment

Training Related (TR) Employment

#Available Workforce	# of TR Employed Grads	TR Employment Rate	# of Fulltime TR Employed Grads	Full -time TR Employment Rate
1	0	0%	0	0%

Average Salaries by Location of Employment

Average/Median Salary

Avg. Annual Salary(\$)		
Full-time Training Related (\$)		
Median Annual Salary(\$)		

Relatedness of Job to Training



2019-20 Graduate Follow-up Survey

Summary of Results (page 3/5)

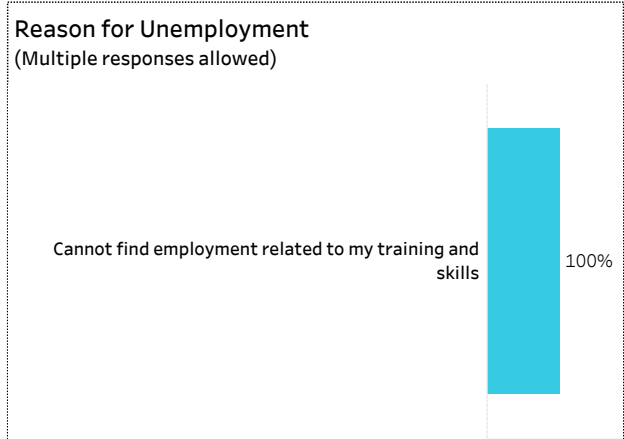
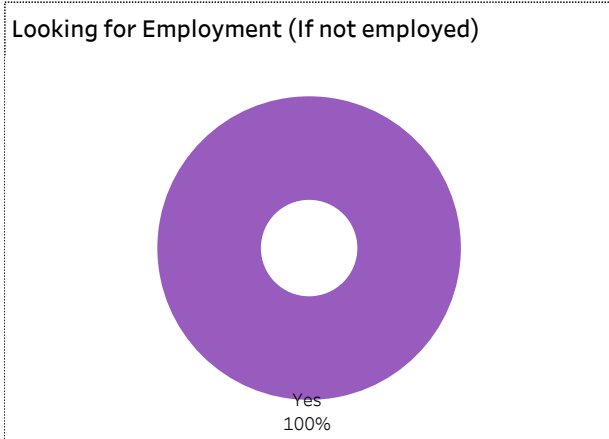
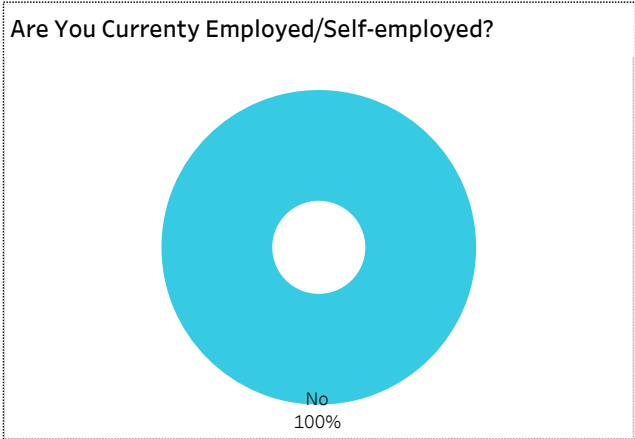
Graduate Employment (continued)



[Click on button to RESET Filters](#)

Number of Respondents: **1**

School: **Mining, Energy & Manufacturing** | Program: **Power Engineering** | Credential: **Certificate** | Admin Campus: **Saskatoon** |
Base/CE: **Con Ed - Sask Polytech Delivered** | Indigenous: **Non-Indigenous**



Number of Current Jobs

Time Taken to find a Job

Employment Status of Current Job



2019-20 Graduate Follow-up Survey Summary of Results (page 4/5) Satisfaction and Program Benefits



Click on button to RESET Filters

Number of Respondents 1	School: Mining, Energy & Manufacturing Program: Power Engineering Credential: Certificate Admin Campus: Saskatoon Base/CE: Con Ed - Sask Polytech Delivered Indigenous: Non-Indigenous
-----------------------------------	---

Level of Satisfaction	Very Satisfied & Somewhat Satisfied	Very satisfied	Program Benefits	A Great Extent & Some Extent	A great extent
-----------------------	-------------------------------------	----------------	------------------	------------------------------	----------------

Campus activities	100%	100%	Improved earning potential	A great extent & S..	100%
Campus facilities	100%	100%	Improved employment opportunities	100%	100%
Instruction delivered	100%	100%	Skills and knowledge relevant in the workplace	100%	100%
Educational experience at Sask Polytech	100%	100%			

Program	100%	100%	Satisfaction with Sask Polytech		
Relevance of your program to your field of employment	100%	100%	Are you satisfied with your decision to attend Sask Polytech?	Would you recommend Sask Polytech to others?	Would you recommend your program to others?
Student support services	100%	100%			
			Yes 100%	Yes 100%	Yes 100%

Institutional Research and Analysis




2019-20 Graduate Follow-up Survey Summary of Results (page 5/5) Further Post-Secondary Education



[Click on button to RESET Filters](#)

Number of Respondents 1	School: Mining, Energy & Manufacturing Program: Power Engineering Credential: Certificate Admin Campus: Saskatoon Base/CE: Con Ed - Sask Polytech Delivered Indigenous: Non-Indigenous
-----------------------------------	---

Currently Taking Further PSE 	Enrolment Status	Current Program Related to Program Completed at Sask Polytech
---	------------------	---

Type of Post-Secondary Institution Enroled in

Among the students who pursued further education, 25% indicated the program was not related to the one they completed at Sask Polytech. Common reasons cited by the graduates who were studying in an unrelated field were to be able to change career choice, to have more/better career choices, and difficulty of finding employment in their previous field of study.



2019-20 Graduate Follow-up Survey Summary of Results (page 1/5) Respondent Profile



[Click on button to RESET Filters](#)

Number of Respondents
4

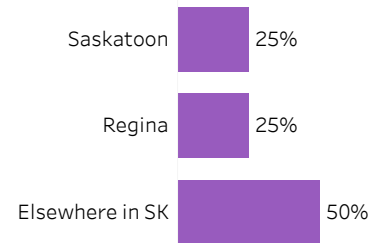
School: **Mining, Energy & Manufacturing** | Program: **Welding** | Credential: **Applied Certificate** | Admin Campus: **Regina** | Base/CE: **Con Ed - Sask Polytech Delivered** | Indigenous: **All**

School

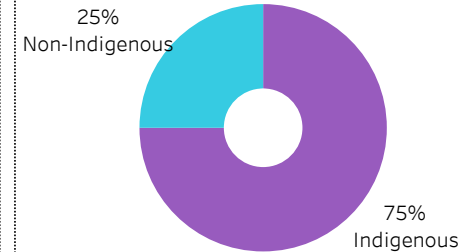
Mining, Energy & Manufacturing 100%



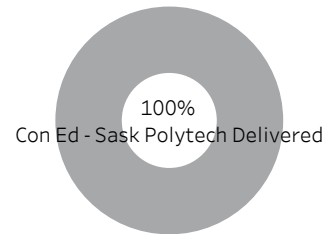
Location of Current Residence



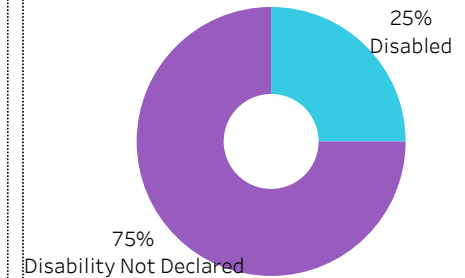
Indigenous Status



Base/CE



Disability

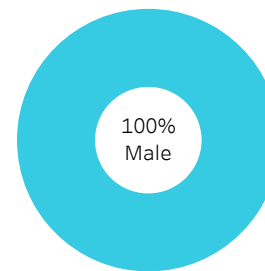


Credentials

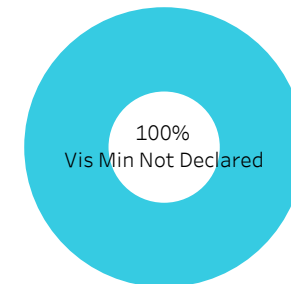
Applied Certificate 100%



Gender



Visible Minority





2019-20 Graduate Follow-up Survey Summary of Results (page 2/5) Graduate Employment



[Click on button to RESET Filters](#)

Number of Respondents
4

School: **Mining, Energy & Manufacturing** | Program: **Welding** | Credential: **Applied Certificate** | Admin Campus: **Regina** | Base/CE: **Con Ed - Sask Polytech Delivered** | Indigenous: **All**

Overall Employment Rate

#Available Workforce	# of Grads Employed	Employment Rate	# of Fulltime Employed Grads	Full-time Employment Rate
4	2	50%	2	50%

Training Related (TR) Employment

#Available Workforce	# of TR Employed Grads	TR Employment Rate	# of Fulltime TR Employed Grads	Full-time Training Related Employment Rate
4	1	25%	1	25%


Location of Employment



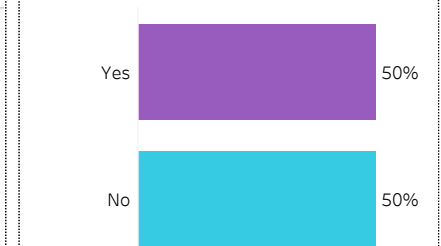
Average Salaries by Location of Employment



Average/Median Salary



Relatedness of Job to Training



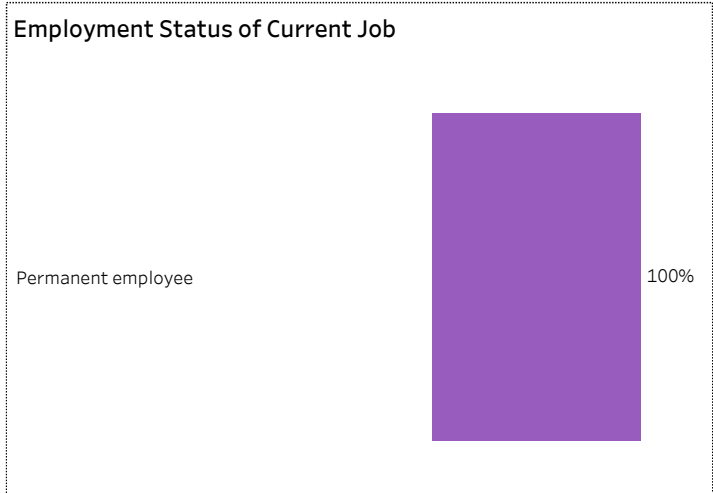
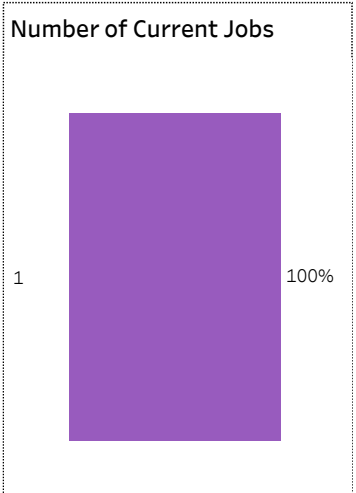
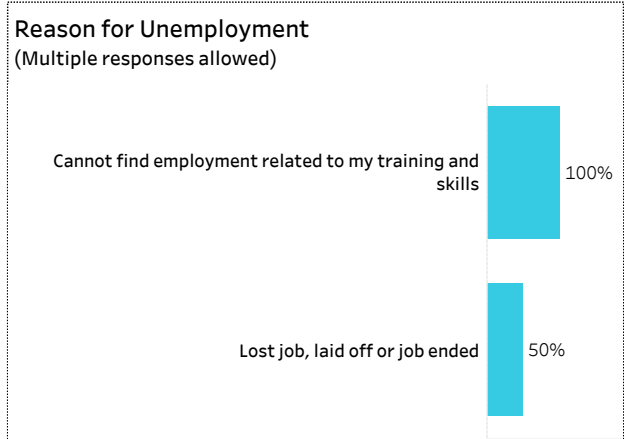
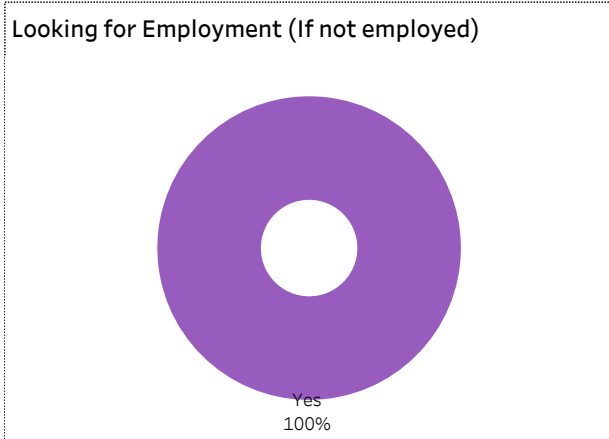
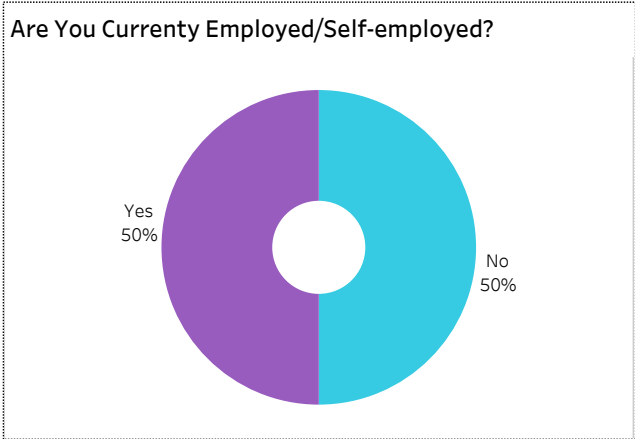


2019-20 Graduate Follow-up Survey Summary of Results (page 3/5) Graduate Employment (continued)



[Click on button to RESET Filters](#)

Number of Respondents: **4**
School: **Mining, Energy & Manufacturing** | Program: **Welding** | Credential: **Applied Certificate** | Admin Campus: **Regina** | Base/CE: **Con Ed - Sask Polytech Delivered** | Indigenous: **All**





2019-20 Graduate Follow-up Survey Summary of Results (page 4/5) Satisfaction and Program Benefits

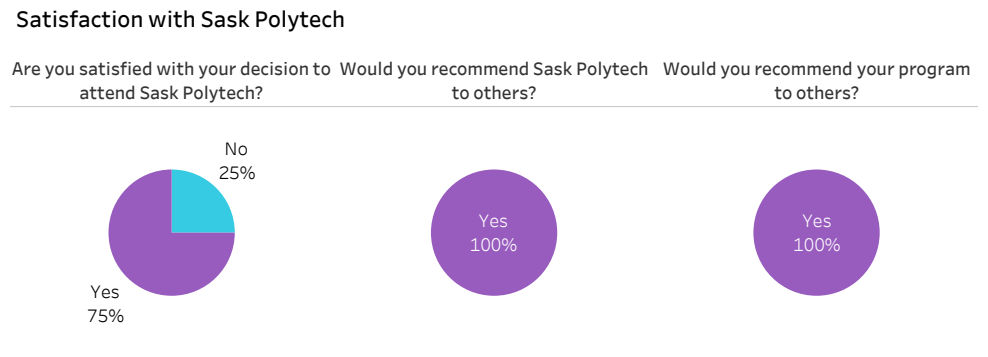


Click on button to RESET Filters

Number of Respondents 4	School: Mining, Energy & Manufacturing Program: Welding Credential: Applied Certificate Admin Campus: Regina Base/CE: Con Ed - Sask Polytech Delivered Indigenous: All
--	--

Level of Satisfaction	Very Satisfied & Somewhat Satisfied	<ul style="list-style-type: none"> Very satisfied Somewhat satisfied Very dissatisfied 	Program Benefits	<ul style="list-style-type: none"> Not applicable No extent at all Some extent A great extent
-----------------------	-------------------------------------	--	------------------	--

Category	Percentage	Level of Satisfaction	Program Benefits	Benefit Level	Benefit Breakdown
Campus activities	100%	75% Somewhat satisfied, 25% Very satisfied	Skills and knowledge relevant in the workplace	A great extent & Some extent	75% A great extent, 25% Some extent
Campus facilities	100%	100% Very satisfied	Improved earning potential	50%	25% A great extent, 25% Some extent, 25% No extent at all, 25% Not applicable
Instruction delivered	100%	75% Somewhat satisfied, 25% Very satisfied	Improved employment opportunities	25%	25% A great extent, 50% No extent at all, 25% Not applicable
Educational experience at Sask Polytech	100%	100% Very satisfied			
Program	100%	100% Very satisfied			
Student support services	100%	75% Somewhat satisfied, 25% Very satisfied			
Relevance of your program to your field of employment	50%	50% Somewhat satisfied, 50% Very dissatisfied			






2019-20 Graduate Follow-up Survey Summary of Results (page 5/5) Further Post-Secondary Education



[Click on button to RESET Filters](#)

Number of Respondents 4	School: Mining, Energy & Manufacturing Program: Welding Credential: Applied Certificate Admin Campus: Regina Base/CE: Con Ed - Sask Polytech Delivered Indigenous: All
-----------------------------------	--

Currently Taking Further PSE  <p>100% No</p>	Enrolment Status	Current Program Related to Program Completed at Sask Polytech
---	-------------------------	--

Type of Post-Secondary Institution Enroled in
--

Among the students who pursued further education, 25% indicated the program was not related to the one they completed at Sask Polytech. Common reasons cited by the graduates who were studying in an unrelated field were to be able to change career choice, to have more/better career choices, and difficulty of finding employment in their previous field of study.

Institutional Research and Analysis



2019-20 Graduate Follow-up Survey

Summary of Results (page 1/5)

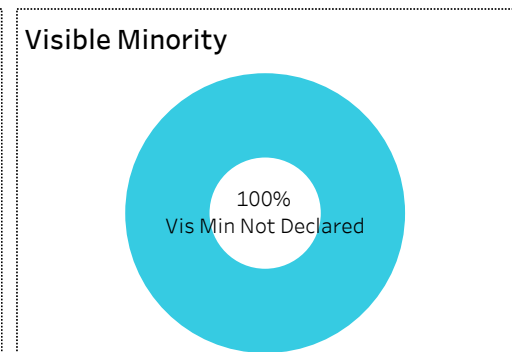
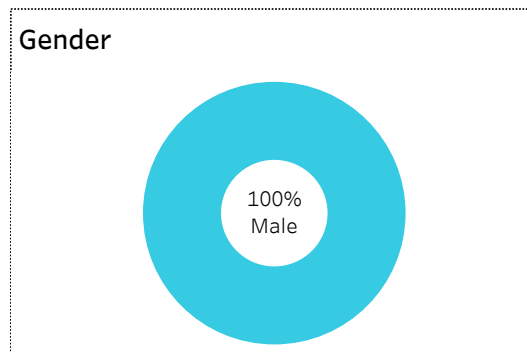
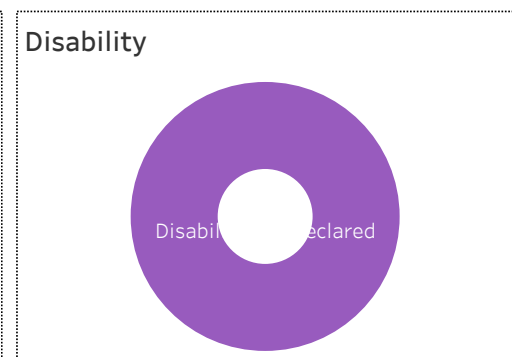

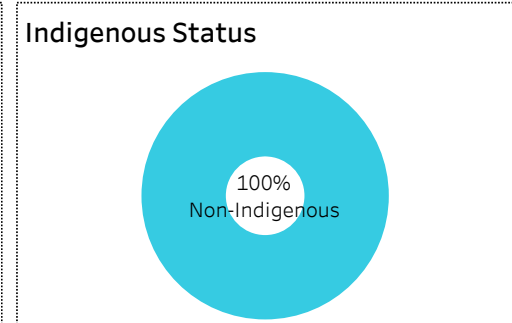
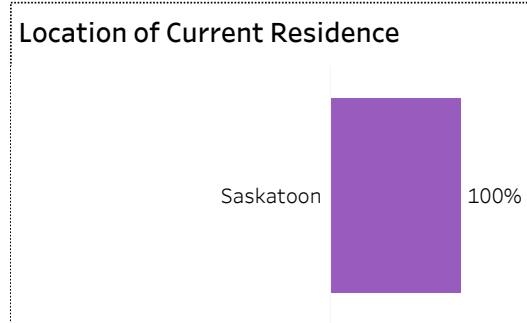
Respondent Profile



[Click on button to RESET Filters](#)

Number of Respondents: **1**

School: **Mining, Energy & Manufacturing** | Program: **Welding** | Credential: **Applied Certificate** | Admin Campus: **Saskatoon** | Base/CE: **Con Ed - Sask Polytech Delivered** | Indigenous: **Non-Indigenous**





2019-20 Graduate Follow-up Survey Summary of Results (page 2/5) Graduate Employment



[Click on button to RESET Filters](#)

Number of Respondents
1

School: **Mining, Energy & Manufacturing** | Program: **Welding** | Credential: **Applied Certificate** | Admin Campus: **Saskatoon** | Base/CE: **Con Ed - Sask Polytech Delivered** | Indigenous: **Non-Indigenous**

Overall Employment Rate

#Available Workforce	# of Grads Employed	Employment Rate	# of Fulltime Employed Grads	Full-time Employment Rate
1	1	100%	1	100%

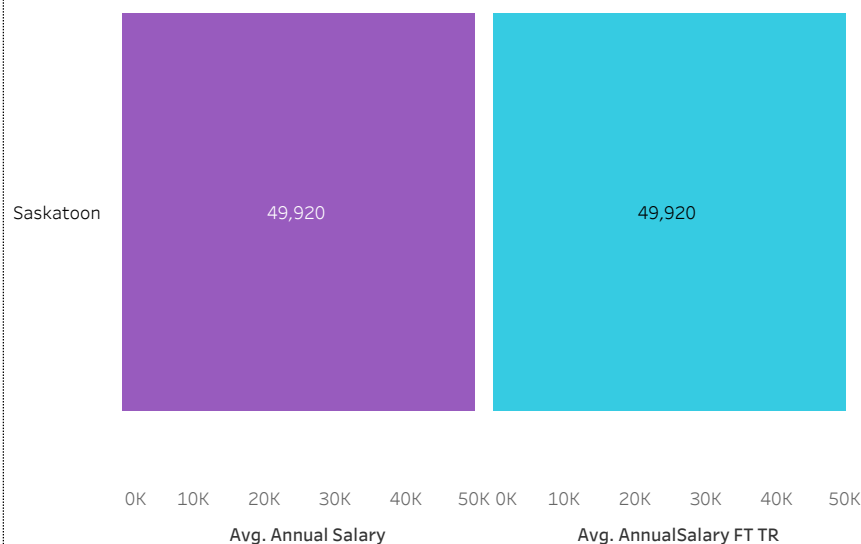
Training Related (TR) Employment

#Available Workforce	# of TR Employed Grads	TR Employment Rate	# of Fulltime TR Employed Grads	Full-time Training Related Employment Rate
1	1	100%	1	100%

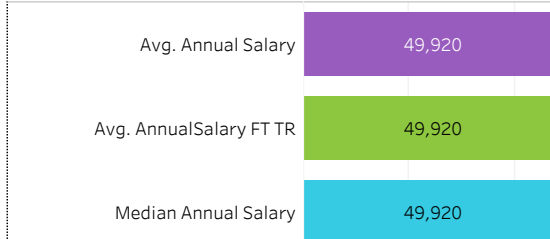
Location of Employment



Average Salaries by Location of Employment



Average/Median Salary



Relatedness of Job to Training





2019-20 Graduate Follow-up Survey

Summary of Results (page 3/5)

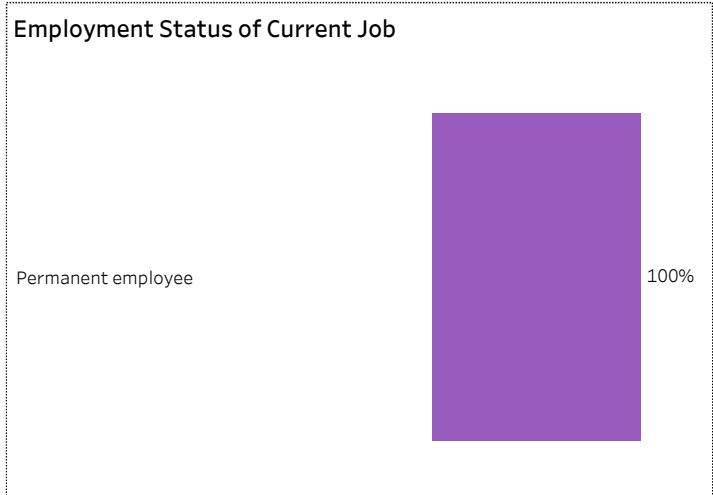
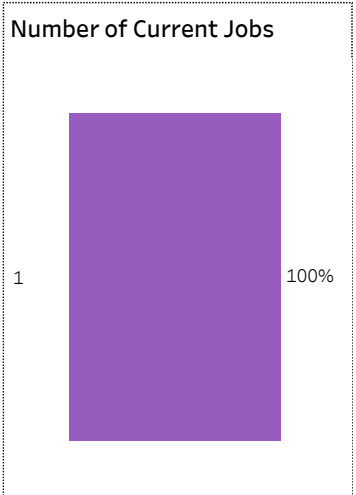

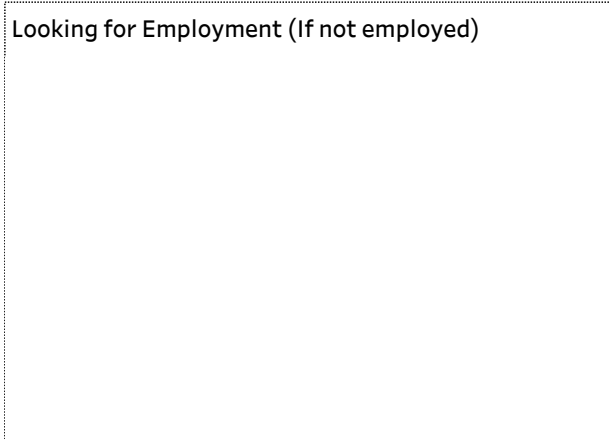
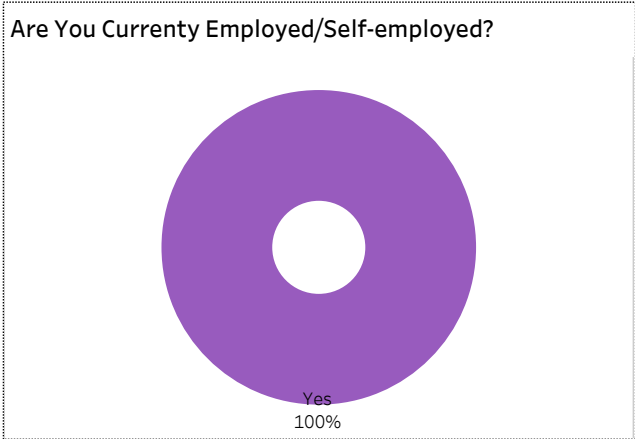
Graduate Employment (continued)



[Click on button to RESET Filters](#)

Number of Respondents: **1**

School: **Mining, Energy & Manufacturing** | Program: **Welding** | Credential: **Applied Certificate** | Admin Campus: **Saskatoon** | Base/CE: **Con Ed - Sask Polytech Delivered** | Indigenous: **Non-Indigenous**





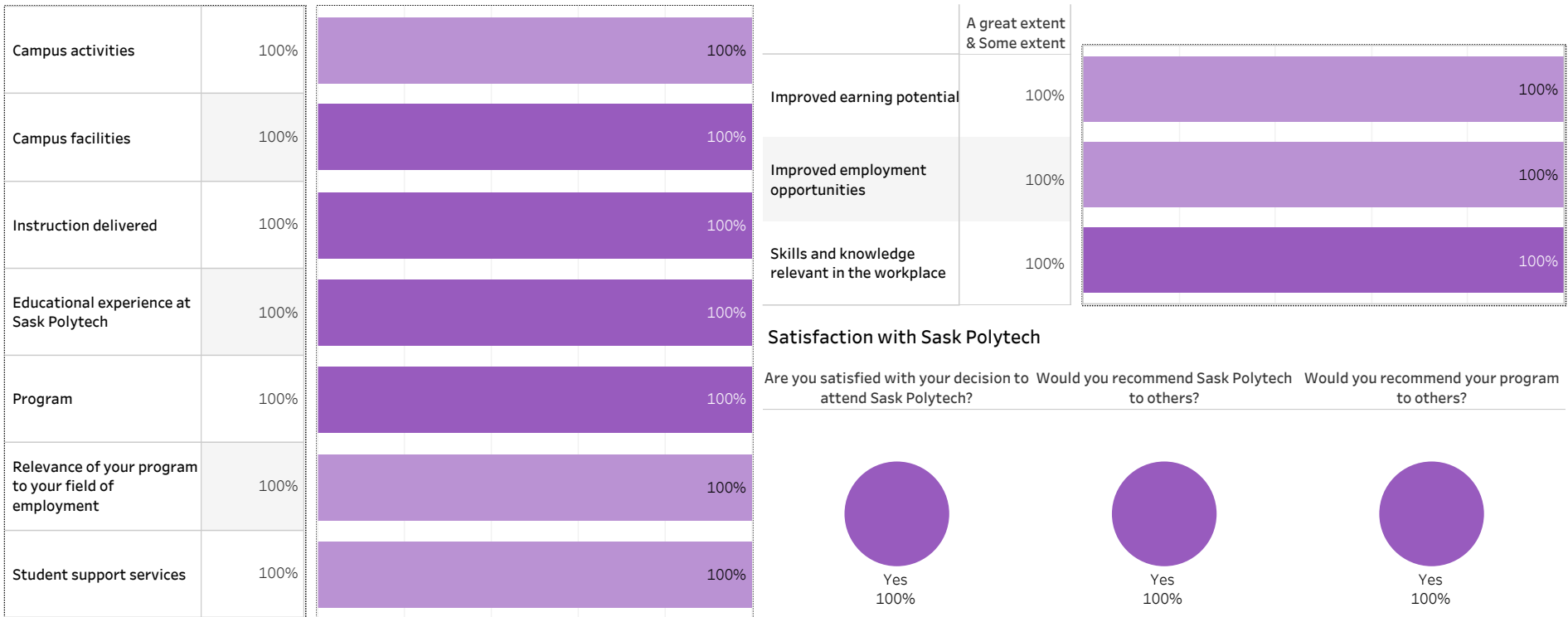
2019-20 Graduate Follow-up Survey Summary of Results (page 4/5) Satisfaction and Program Benefits



Click on button to RESET Filters

Number of Respondents 1	School: Mining, Energy & Manufacturing Program: Welding Credential: Applied Certificate Admin Campus: Saskatoon Base/CE: Con Ed - Sask Polytech Delivered Indigenous: Non-Indigenous
-----------------------------------	--

Level of Satisfaction	Very Satisfied & Somewhat Satisfied	Program Benefits	A Great Extent & Some Extent
	<ul style="list-style-type: none"> Somewhat satisfied Very satisfied 		<ul style="list-style-type: none"> Some extent A great extent



Institutional Research and Analysis




2019-20 Graduate Follow-up Survey Summary of Results (page 5/5) Further Post-Secondary Education



[Click on button to RESET Filters](#)

Number of Respondents 1	School: Mining, Energy & Manufacturing Program: Welding Credential: Applied Certificate Admin Campus: Saskatoon Base/CE: Con Ed - Sask Polytech Delivered Indigenous: Non-Indigenous
-----------------------------------	--

Currently Taking Further PSE  <p>100% No</p>	Enrolment Status	Current Program Related to Program Completed at Sask Polytech
---	-------------------------	--

Type of Post-Secondary Institution Enroled in
--

Among the students who pursued further education, 25% indicated the program was not related to the one they completed at Sask Polytech. Common reasons cited by the graduates who were studying in an unrelated field were to be able to change career choice, to have more/better career choices, and difficulty of finding employment in their previous field of study.

Institutional Research and Analysis



2019-20 Graduate Follow-up Survey Summary of Results (page 1/5) Respondent Profile



[Click on button to RESET Filters](#)

Number of Respondents
7

School: **Mining, Energy & Manufacturing** | Program: **Welding** | Credential: **Applied Certificate** | Admin Campus: **Saskatoon** | Base/CE: **Con Ed - Brokered** | Indigenous: **Non-Indigenous**

School

Mining, Energy & Manufacturing

100%

Location of Current Residence

Saskatoon

29%

Elsewhere in SK

71%

Indigenous Status

100%
Non-Indigenous

Credentials

Applied Certificate

100%

Base/CE

100%
Con Ed - Brokered

Disability

Disability Declared

Gender

14%
Gender Unknown

71%
Male

Visible Minority

29%
Visible Minority

71%
Vis Min Not Declared



2019-20 Graduate Follow-up Survey Summary of Results (page 2/5) Graduate Employment



[Click on button to RESET Filters](#)

Number of Respondents
7

School: **Mining, Energy & Manufacturing** | Program: **Welding** | Credential: **Applied Certificate** | Admin Campus: **Saskatoon** | Base/CE: **Con Ed - Brokered** | Indigenous: **Non-Indigenous**

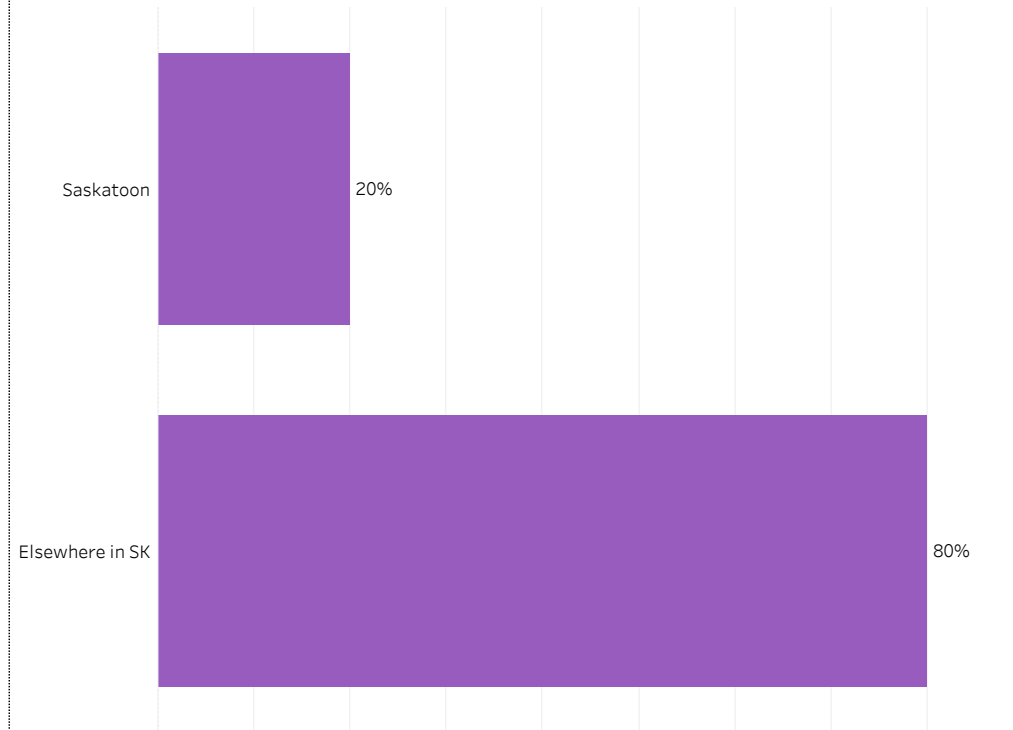
Overall Employment Rate

#Available Workforce	# of Grads Employed	Employment Rate	# of Fulltime Employed Grads	Full-time Employment Rate
5	5	100%	5	100%

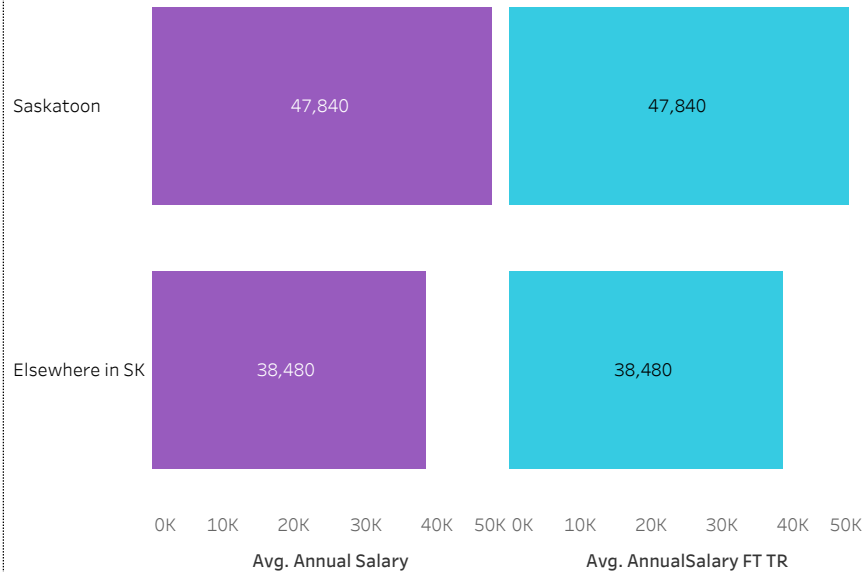
Training Related (TR) Employment

#Available Workforce	# of TR Employed Grads	TR Employment Rate	# of Fulltime TR Employed Grads	Full-time Training Related Employment Rate
5	5	100%	5	100%


Location of Employment



Average Salaries by Location of Employment



Average/Median Salary



Relatedness of Job to Training





2019-20 Graduate Follow-up Survey

Summary of Results (page 3/5)

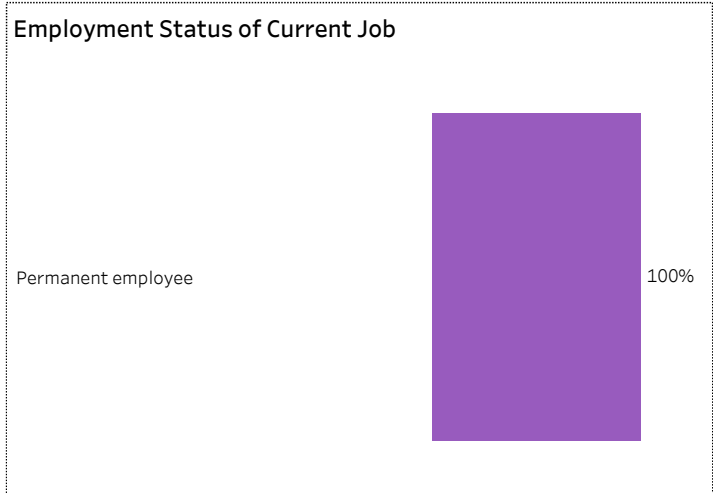
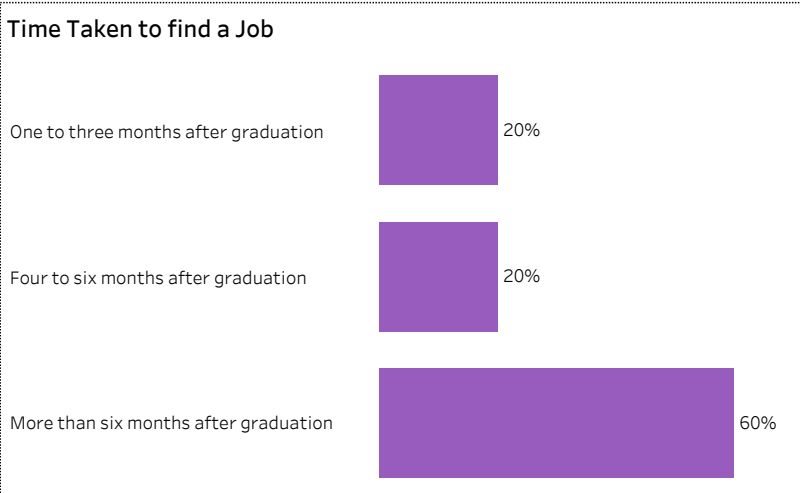
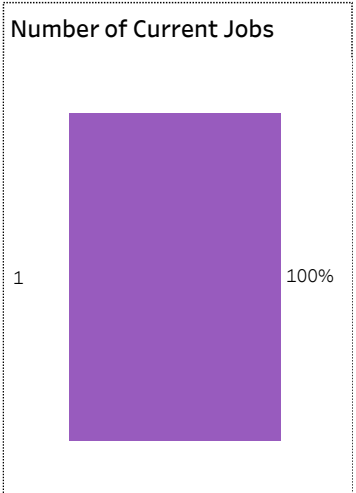
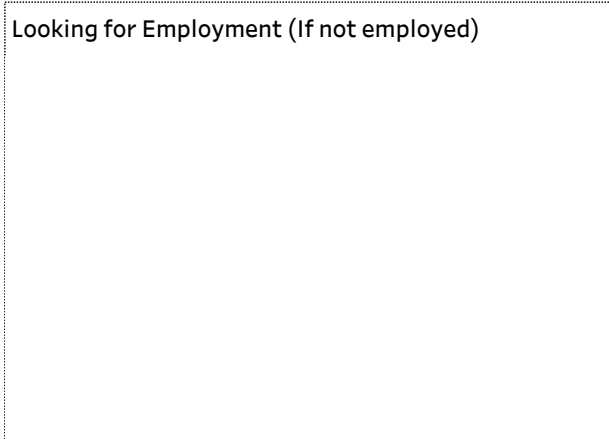
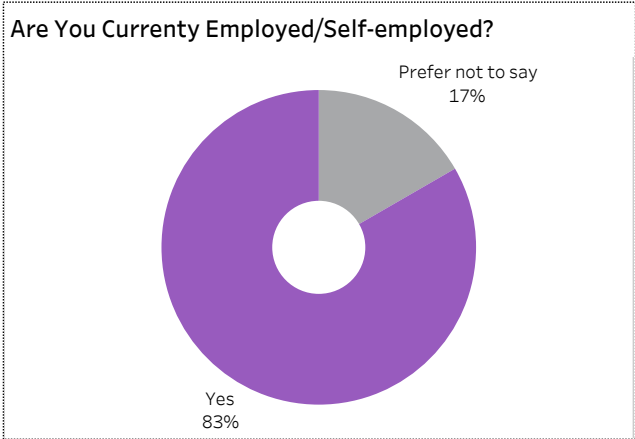
Graduate Employment (continued)



[Click on button to RESET Filters](#)

Number of Respondents: **7**

School: **Mining, Energy & Manufacturing** | Program: **Welding** | Credential: **Applied Certificate** | Admin Campus: **Saskatoon** | Base/CE: **Con Ed - Brokered** | Indigenous: **Non-Indigenous**





2019-20 Graduate Follow-up Survey Summary of Results (page 4/5) Satisfaction and Program Benefits



Click on button to RESET Filters

Number of Respondents 7	School: Mining, Energy & Manufacturing Program: Welding Credential: Applied Certificate Admin Campus: Saskatoon Base/CE: Con Ed - Brokered Indigenous: Non-Indigenous
-----------------------------------	---

Level of Satisfaction	Very Satisfied & Somewhat Satisfied	Very satisfied	Somewhat satisfied	Program Benefits	A Great Extent & Some Extent	A great extent	Some extent
-----------------------	-------------------------------------	----------------	--------------------	------------------	------------------------------	----------------	-------------

Campus activities	100%	57%	43%	Improved earning potential	100%	67%	33%
Campus facilities	100%	100%		Improved employment opportunities	100%	83%	17%
Instruction delivered	100%	86%	14%	Skills and knowledge relevant in the workplace	100%	100%	
Educational experience at Sask Polytech	100%	100%		Satisfaction with Sask Polytech			
Program	100%	100%		Are you satisfied with your decision to attend Sask Polytech?	Would you recommend Sask Polytech to others?	Would you recommend your program to others?	
Relevance of your program to your field of employment	100%	100%					
Student support services	100%	71%	29%	Yes 100%	Yes 100%	Yes 100%	

Institutional Research and Analysis



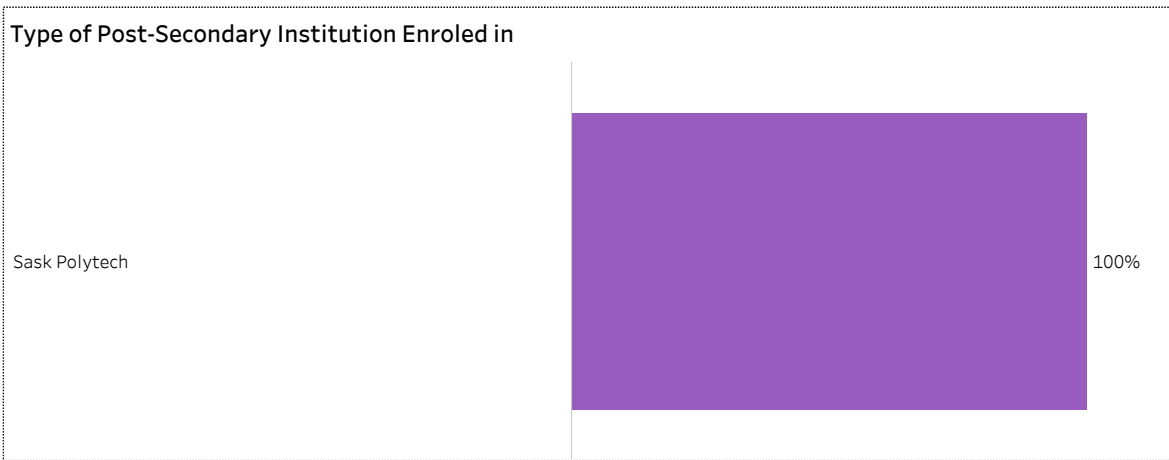
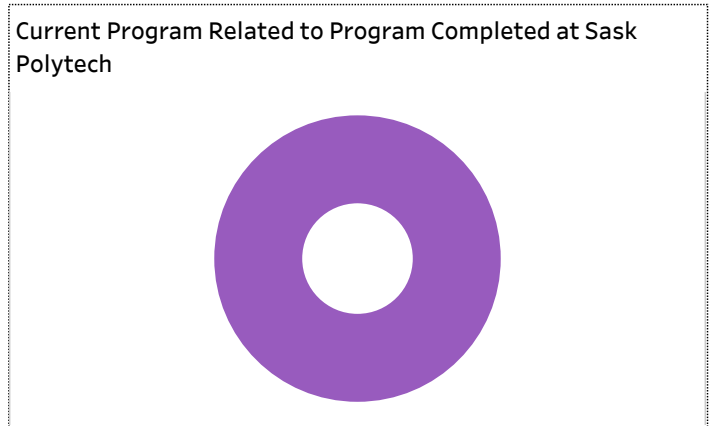

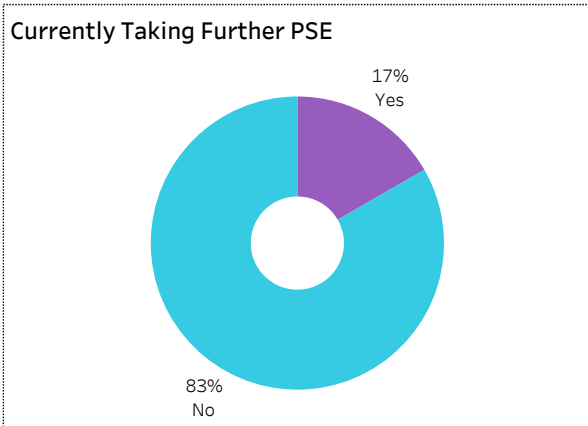
2019-20 Graduate Follow-up Survey Summary of Results (page 5/5) Further Post-Secondary Education



[Click on button to RESET Filters](#)

Number of Respondents
7

School: **Mining, Energy & Manufacturing** | Program: **Welding** | Credential: **Applied Certificate** | Admin Campus: **Saskatoon** | Base/CE: **Con Ed - Brokered** | Indigenous: **Non-Indigenous**



Among the students who pursued further education, 25% indicated the program was not related to the one they completed at Sask Polytech. Common reasons cited by the graduates who were studying in an unrelated field were to be able to change career choice, to have more/better career choices, and difficulty of finding employment in their previous field of study.

Institutional Research and Analysis



2019-20 Graduate Follow-up Survey Summary of Results (page 1/5) Respondent Profile



[Click on button to RESET Filters](#)

Number of Respondents
11

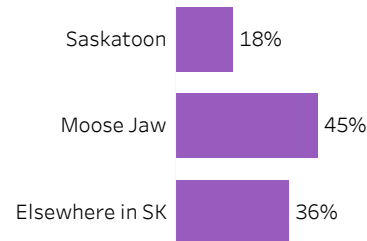
School: **Mining, Energy & Manufacturing** | Program: **Welding** | Credential: **Certificate** | Admin Campus: **Moose Jaw**
| Base/CE: **Base** | Indigenous: **All**

School

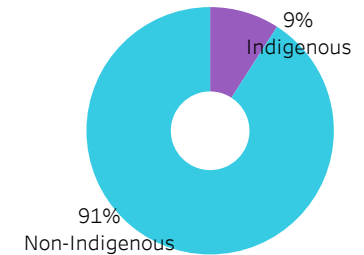
Mining, Energy & Manufacturing 100%




Location of Current Residence




Indigenous Status



Base/CE



Disability

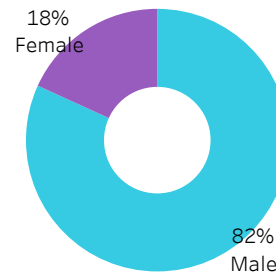


Credentials

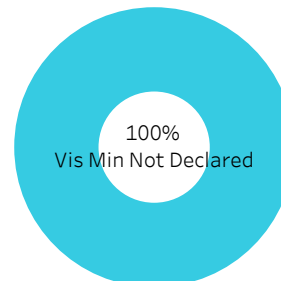
Certificate 100%



Gender



Visible Minority





2019-20 Graduate Follow-up Survey Summary of Results (page 2/5) Graduate Employment



[Click on button to RESET Filters](#)

Number of Respondents
11

School: **Mining, Energy & Manufacturing** | Program: **Welding** | Credential: **Certificate** | Admin Campus: **Moose Jaw** | Base/CE: **Base** |
Indigenous: **All**

Overall Employment Rate

#Available Workforce	# of Grads Employed	Employment Rate	# of Fulltime Employed Grads	Full-time Employment Rate
11	11	100%	10	91%

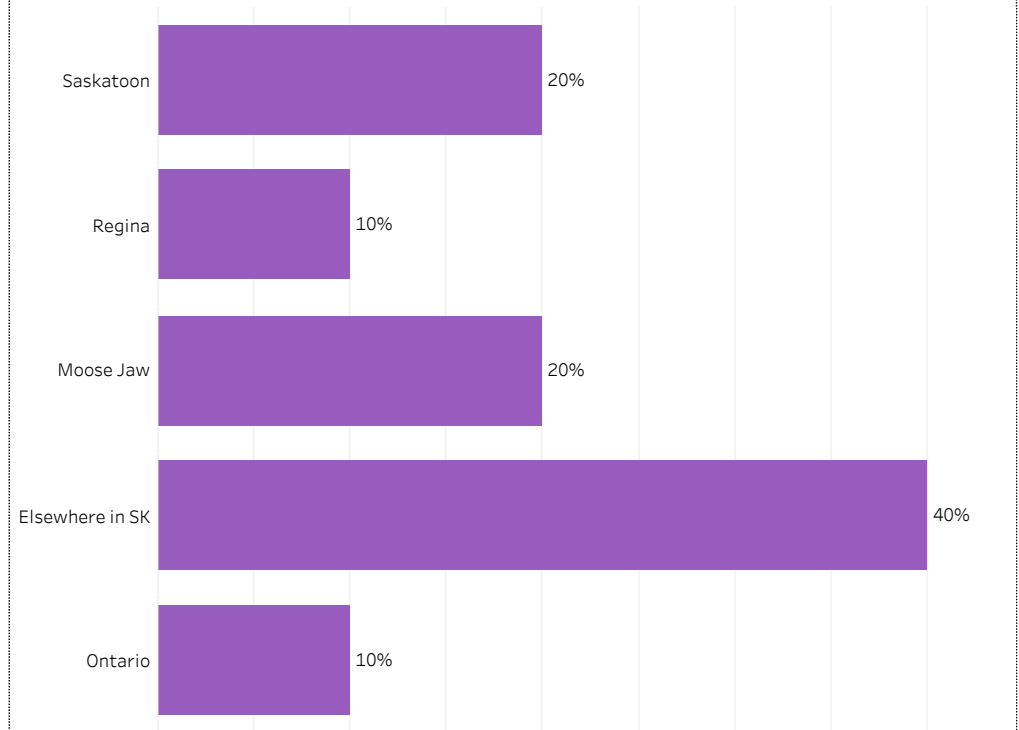
Training Related (TR) Employment

#Available Workforce	# of TR Employed Grads	TR Employment Rate	# of Fulltime TR Employed Grads	Full-time Training Related Employment Rate
11	8	73%	8	73%

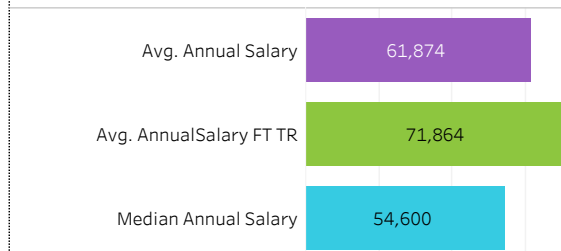
Average Salaries by Location of Employment



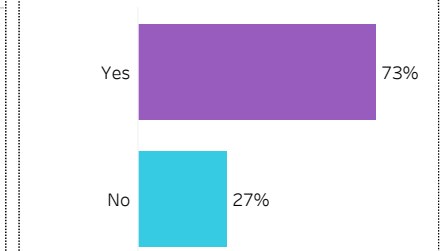
Location of Employment



Average/Median Salary



Relatedness of Job to Training



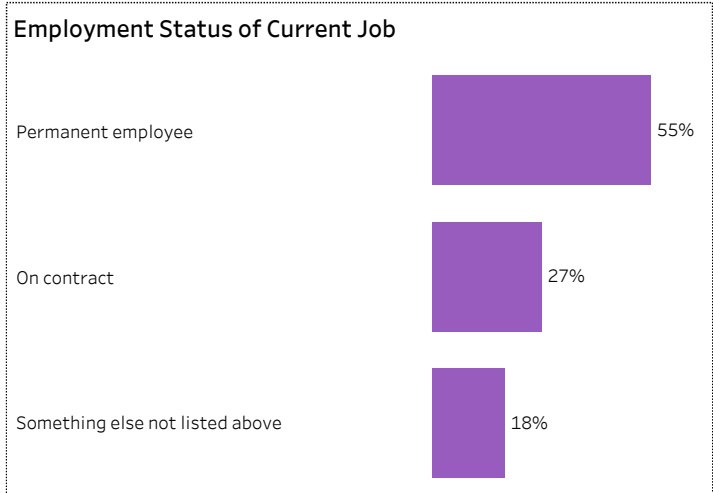
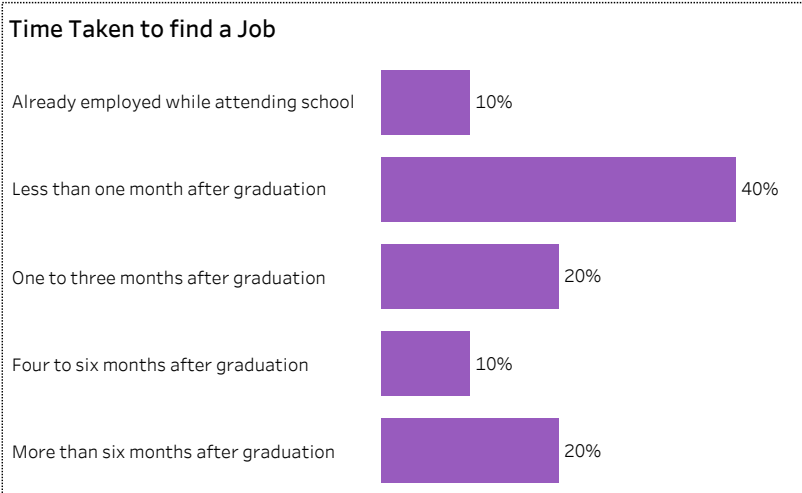
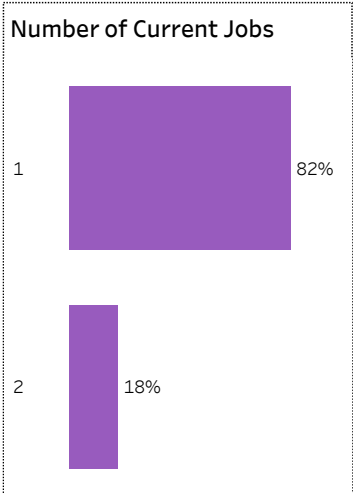

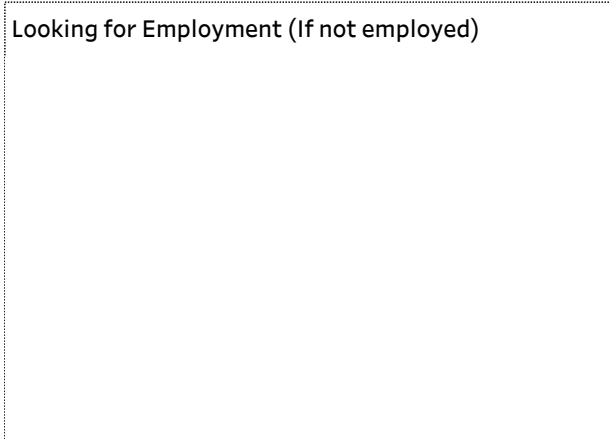
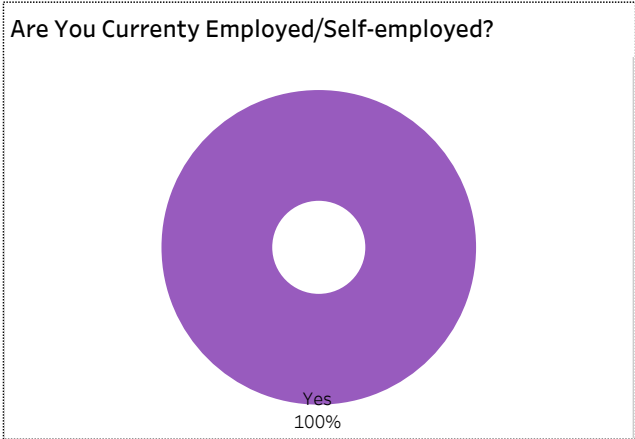


2019-20 Graduate Follow-up Survey Summary of Results (page 3/5) Graduate Employment (continued)



[Click on button to RESET Filters](#)

Number of Respondents **11** | School: **Mining, Energy & Manufacturing** | Program: **Welding** | Credential: **Certificate** | Admin Campus: **Moose Jaw** | Base/CE: **Base** | Indigenous: **All**





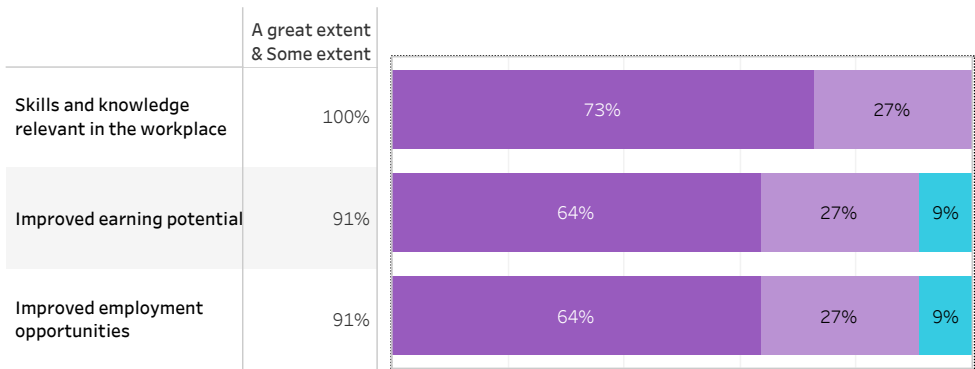
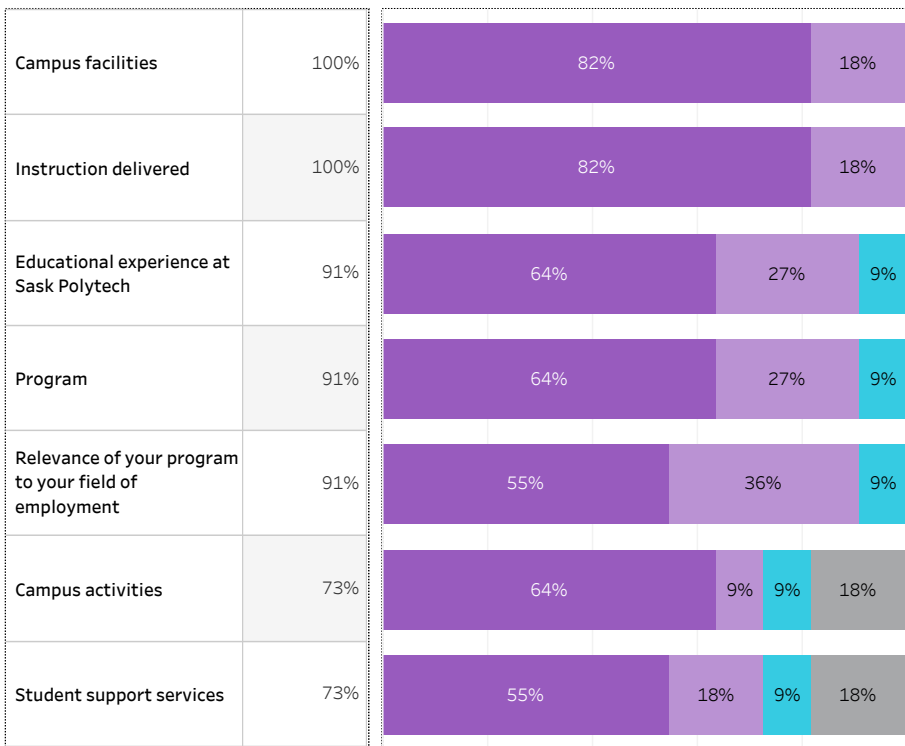
2019-20 Graduate Follow-up Survey Summary of Results (page 4/5) Satisfaction and Program Benefits



[Click on button to RESET Filters](#)

Number of Respondents 11	School: Mining, Energy & Manufacturing Program: Welding Credential: Certificate Admin Campus: Moose Jaw Base/CE: Base Indigenous: All
------------------------------------	--

Level of Satisfaction	Very Satisfied & Somewhat Satisfied	<ul style="list-style-type: none"> Very satisfied Somewhat satisfied Very dissatisfied Not sure 	Program Benefits	A Great Extent & Some Extent	<ul style="list-style-type: none"> No extent at all Some extent A great extent
-----------------------	-------------------------------------	---	------------------	------------------------------	---



Satisfaction with Sask Polytech

Are you satisfied with your decision to attend Sask Polytech? Would you recommend Sask Polytech to others? Would you recommend your program to others?





2019-20 Graduate Follow-up Survey Summary of Results (page 5/5) Further Post-Secondary Education

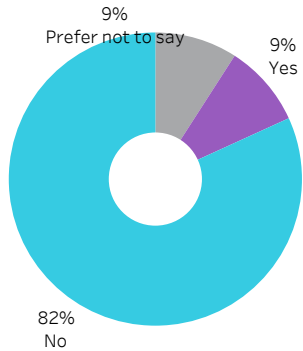


[Click on button to RESET Filters](#)


Number of Respondents
11

School: **Mining, Energy & Manufacturing** | Program: **Welding** | Credential: **Certificate** | Admin Campus: **Moose Jaw** | Base/CE: **Base** |
Indigenous: **All**

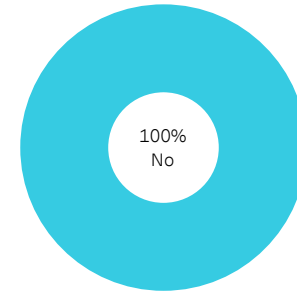
Currently Taking Further PSE




Enrolment Status



Current Program Related to Program Completed at Sask Polytech



Type of Post-Secondary Institution Enroled in



Among the students who pursued further education, 25% indicated the program was not related to the one they completed at Sask Polytech. Common reasons cited by the graduates who were studying in an unrelated field were to be able to change career choice, to have more/better career choices, and difficulty of finding employment in their previous field of study.

Institutional Research and Analysis



2019-20 Graduate Follow-up Survey Summary of Results (page 1/5) Respondent Profile



[Click on button to RESET Filters](#)

Number of Respondents
6

School: **Mining, Energy & Manufacturing** | Program: **Welding** | Credential: **Certificate** | Admin Campus: **Moose Jaw**
| Base/CE: **Con Ed - Brokered** | Indigenous: **Non-Indigenous**

School

Mining, Energy & Manufacturing

100%

Location of Current Residence

Regina

17%

Elsewhere in SK

83%

Indigenous Status

100%
Non-Indigenous

Credentials

Certificate

100%

Base/CE

100%
Con Ed - Brokered

Disability

Disability Declared

Gender

100%
Male

Visible Minority

17%
Visible Minority

83%
Vis Min Not Declared



2019-20 Graduate Follow-up Survey Summary of Results (page 2/5) Graduate Employment



[Click on button to RESET Filters](#)

Number of Respondents
6

School: **Mining, Energy & Manufacturing** | Program: **Welding** | Credential: **Certificate** | Admin Campus: **Moose Jaw** | Base/CE: **Con Ed - Brokered** | Indigenous: **Non-Indigenous**

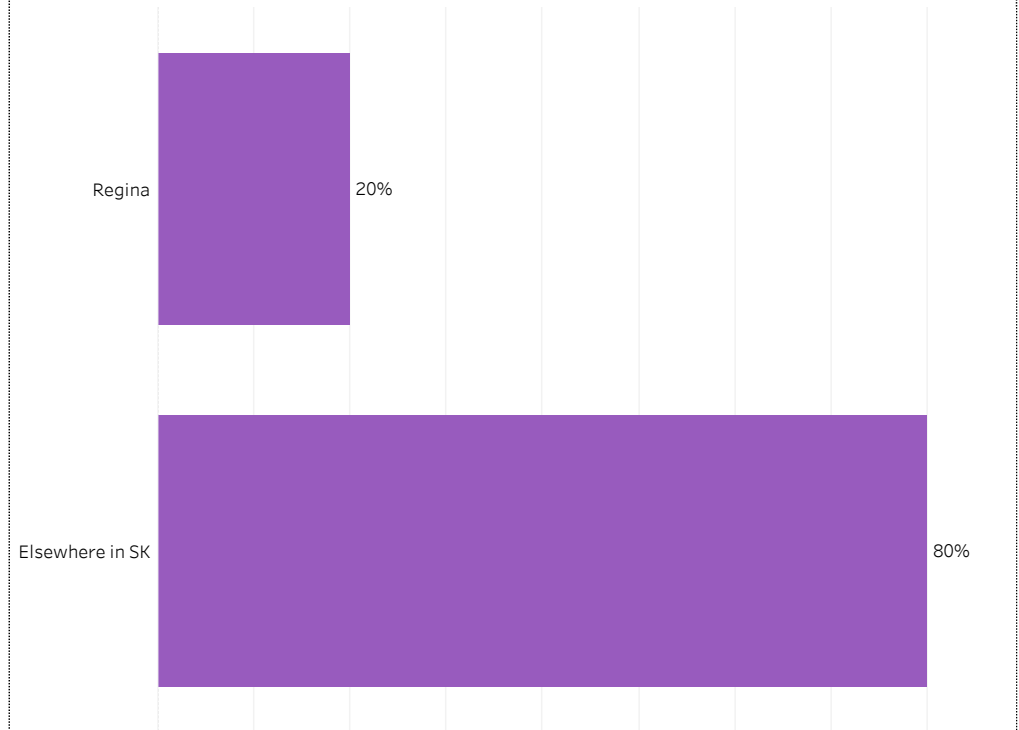
Overall Employment Rate

#Available Workforce	# of Grads Employed	Employment Rate	# of Fulltime Employed Grads	Full-time Employment Rate
6	5	83%	5	83%

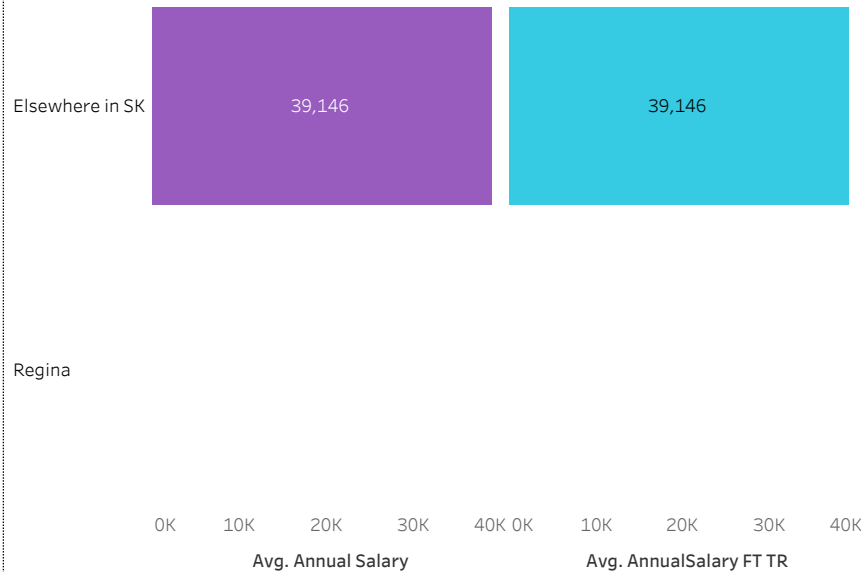
Training Related (TR) Employment

#Available Workforce	# of TR Employed Grads	TR Employment Rate	# of Fulltime TR Employed Grads	Full-time Training Related Employment Rate
6	4	67%	4	67%

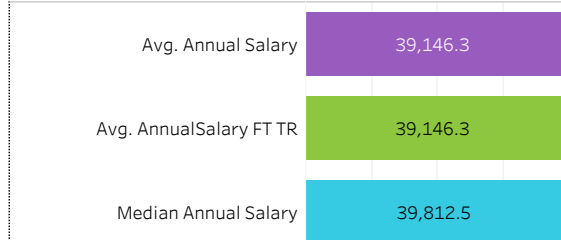
Location of Employment



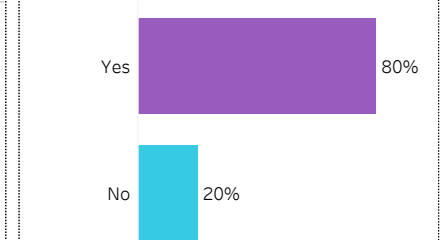
Average Salaries by Location of Employment



Average/Median Salary



Relatedness of Job to Training





2019-20 Graduate Follow-up Survey

Summary of Results (page 3/5)

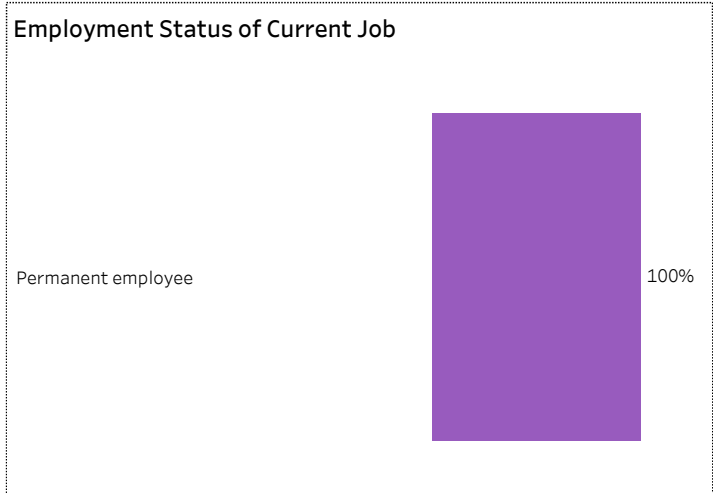
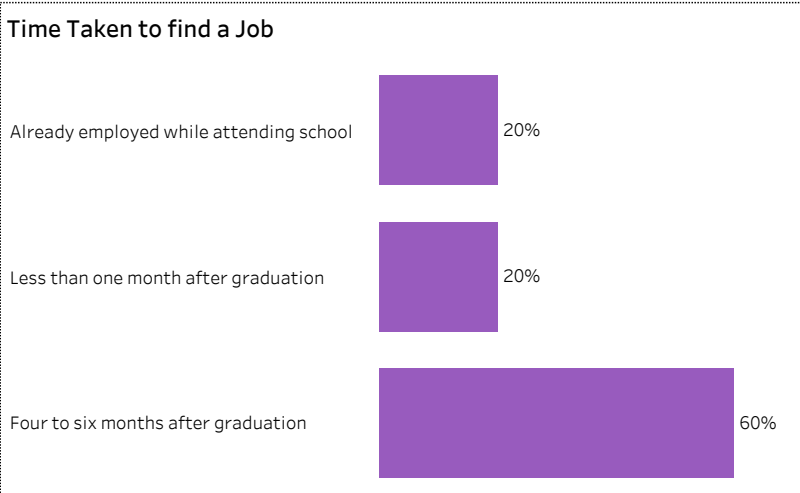
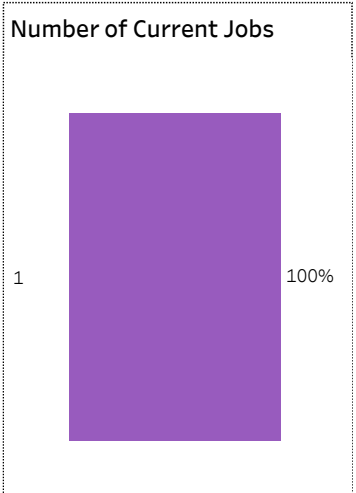
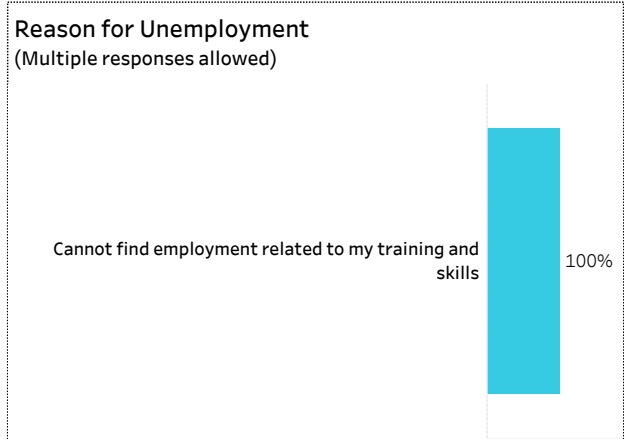
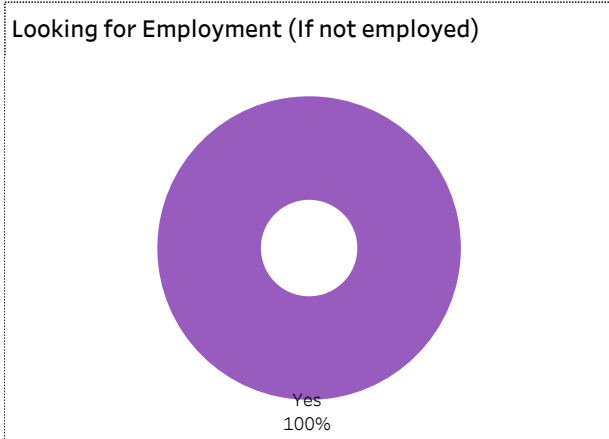
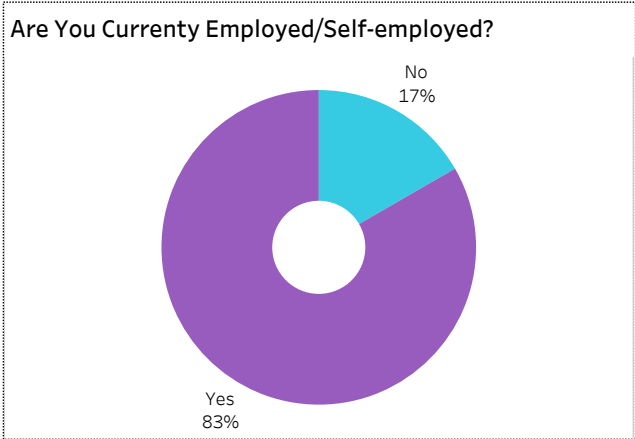
Graduate Employment (continued)



[Click on button to RESET Filters](#)

Number of Respondents: **6**

School: **Mining, Energy & Manufacturing** | Program: **Welding** | Credential: **Certificate** | Admin Campus: **Moose Jaw** | Base/CE: **Con Ed - Brokered** | Indigenous: **Non-Indigenous**





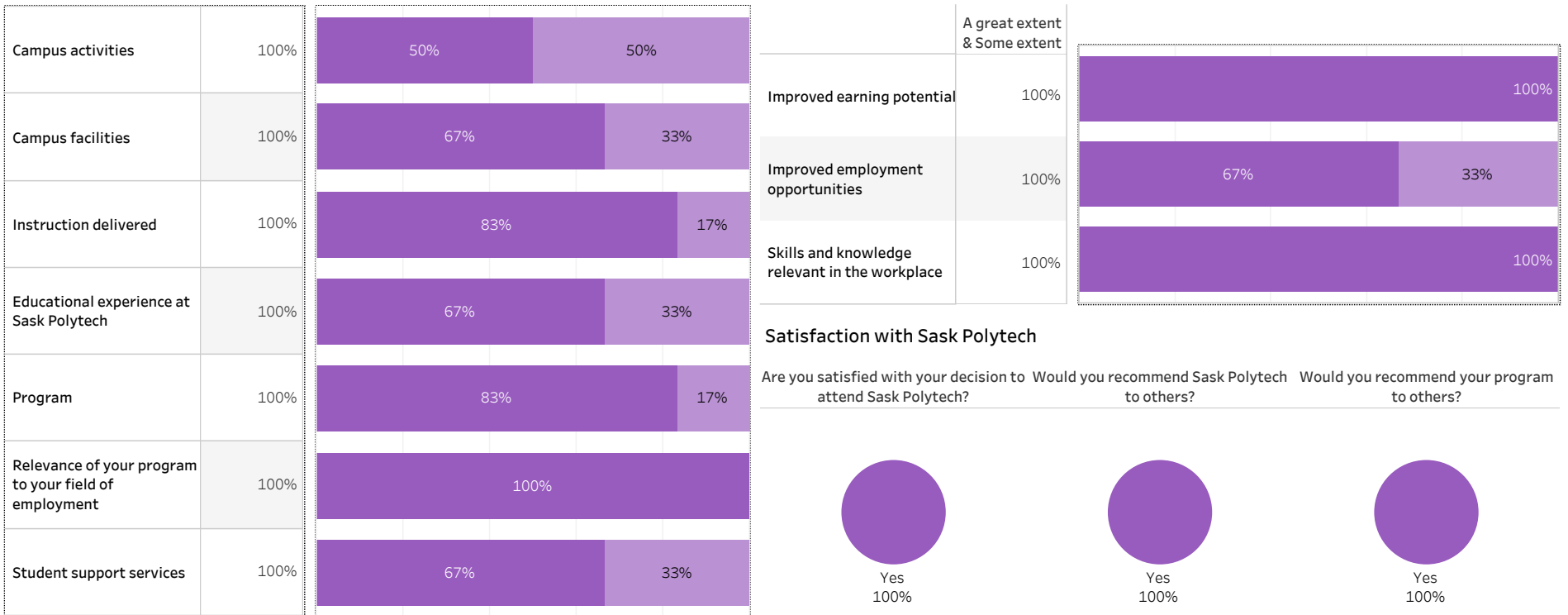
2019-20 Graduate Follow-up Survey Summary of Results (page 4/5) Satisfaction and Program Benefits



[Click on button to RESET Filters](#)

Number of Respondents 6	School: Mining, Energy & Manufacturing Program: Welding Credential: Certificate Admin Campus: Moose Jaw Base/CE: Con Ed - Brokered Indigenous: Non-Indigenous
-----------------------------------	---

Level of Satisfaction	Very Satisfied & Somewhat Satisfied	<ul style="list-style-type: none"> Very satisfied Somewhat satisfied 	Program Benefits	A Great Extent & Some Extent	<ul style="list-style-type: none"> Some extent A great extent
------------------------------	-------------------------------------	--	-------------------------	------------------------------	---



Institutional Research and Analysis




2019-20 Graduate Follow-up Survey Summary of Results (page 5/5) Further Post-Secondary Education



[Click on button to RESET Filters](#)

Number of Respondents 6	School: Mining, Energy & Manufacturing Program: Welding Credential: Certificate Admin Campus: Moose Jaw Base/CE: Con Ed - Brokered Indigenous: Non-Indigenous
-----------------------------------	---

Currently Taking Further PSE  <p>100% No</p>	Enrolment Status	Current Program Related to Program Completed at Sask Polytech
---	-------------------------	--

Type of Post-Secondary Institution Enroled in
--

Among the students who pursued further education, 25% indicated the program was not related to the one they completed at Sask Polytech. Common reasons cited by the graduates who were studying in an unrelated field were to be able to change career choice, to have more/better career choices, and difficulty of finding employment in their previous field of study.

Institutional Research and Analysis

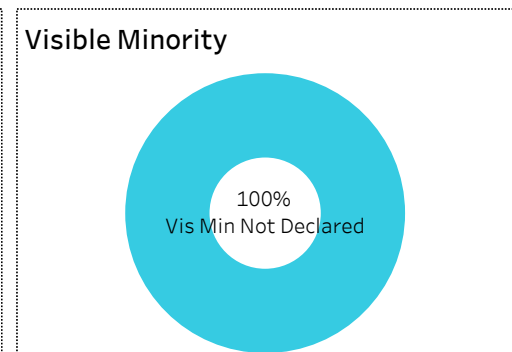
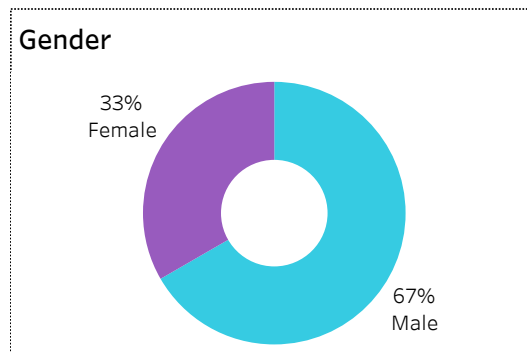
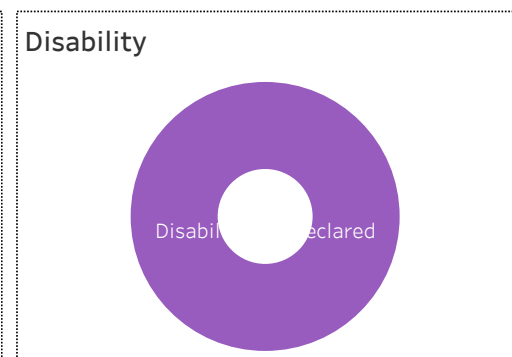

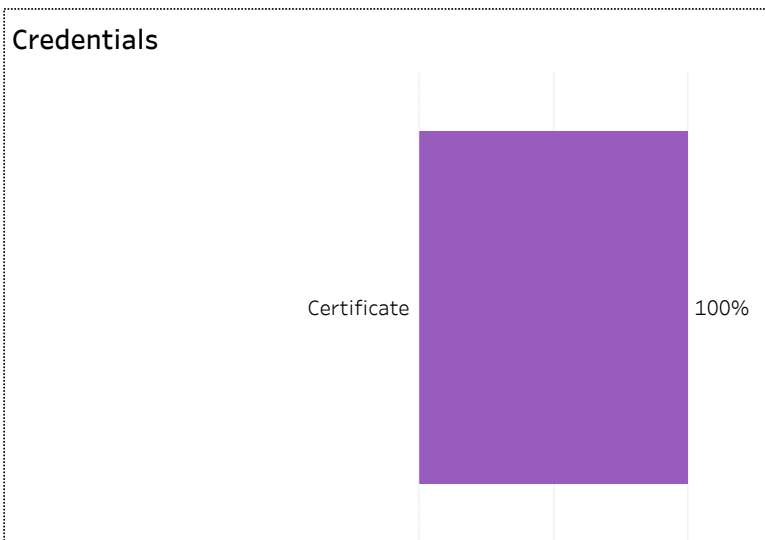
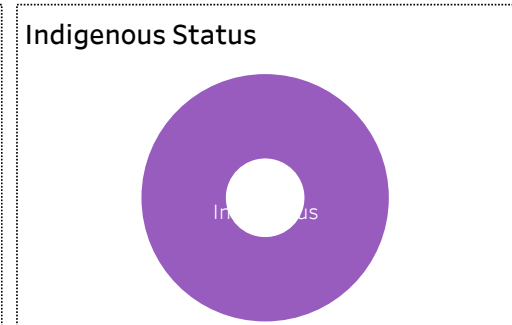
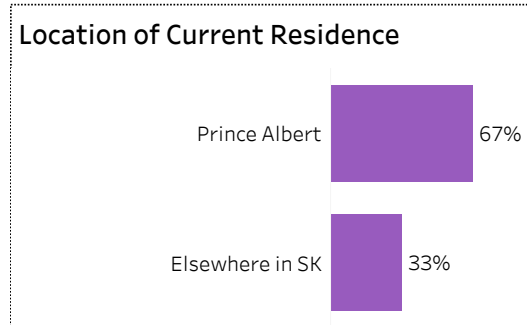



2019-20 Graduate Follow-up Survey Summary of Results (page 1/5) Respondent Profile



[Click on button to RESET Filters](#)

Number of Respondents **3** | School: **Mining, Energy & Manufacturing** | Program: **Welding** | Credential: **Certificate** | Admin Campus: **Prince Albert** | Base/CE: **Base** | Indigenous: **Indigenous**





2019-20 Graduate Follow-up Survey Summary of Results (page 2/5) Graduate Employment



[Click on button to RESET Filters](#)

Number of Respondents
3

School: **Mining, Energy & Manufacturing** | Program: **Welding** | Credential: **Certificate** | Admin Campus: **Prince Albert** | Base/CE: **Base** |
Indigenous: **Indigenous**

Overall Employment Rate

#Available Workforce	# of Grads Employed	Employment Rate	# of Fulltime Employed Grads	Full-time Employment Rate
3	2	67%	2	67%

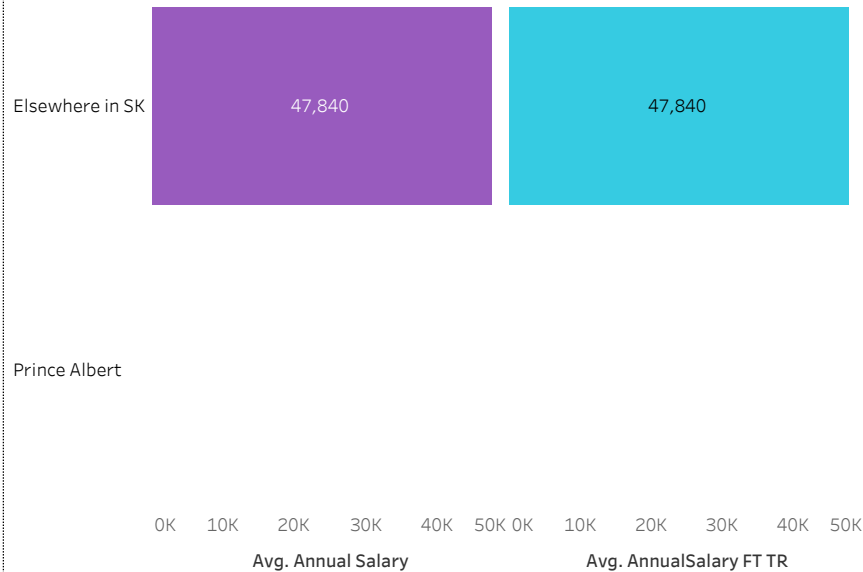
Training Related (TR) Employment

#Available Workforce	# of TR Employed Grads	TR Employment Rate	# of Fulltime TR Employed Grads	Full-time Training Related Employment Rate
3	1	33%	1	33%

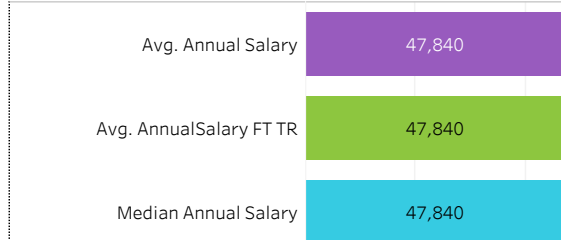
Location of Employment



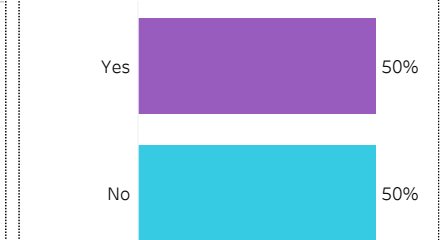
Average Salaries by Location of Employment



Average/Median Salary



Relatedness of Job to Training



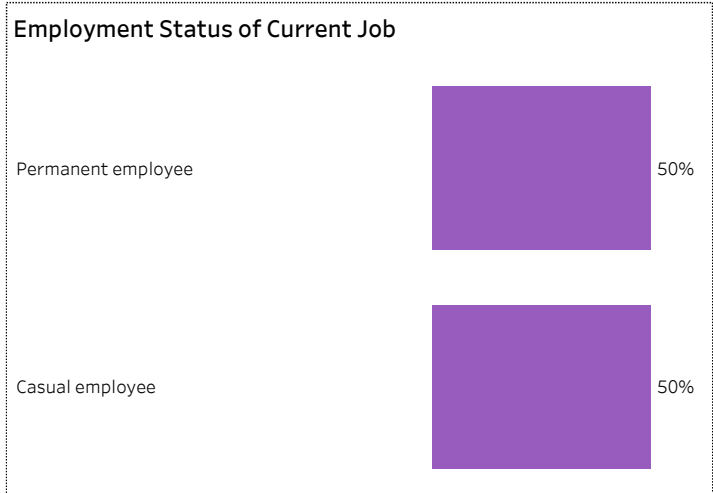
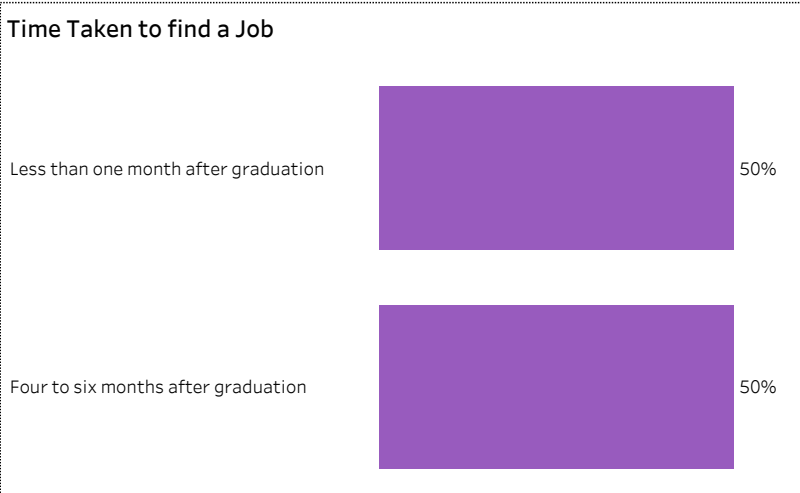
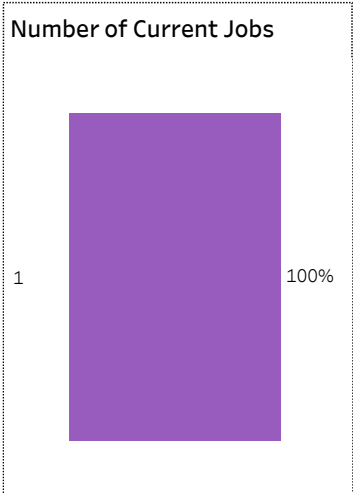
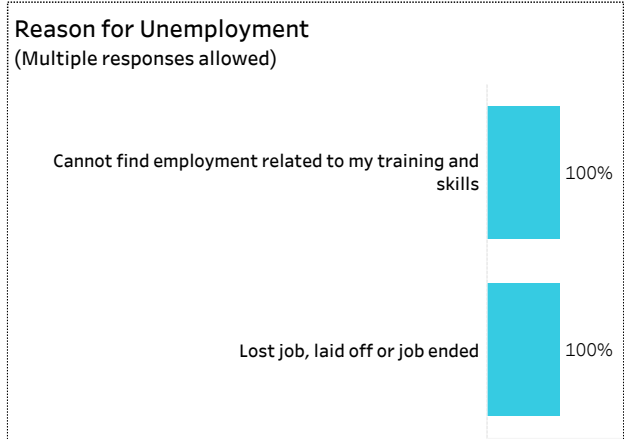
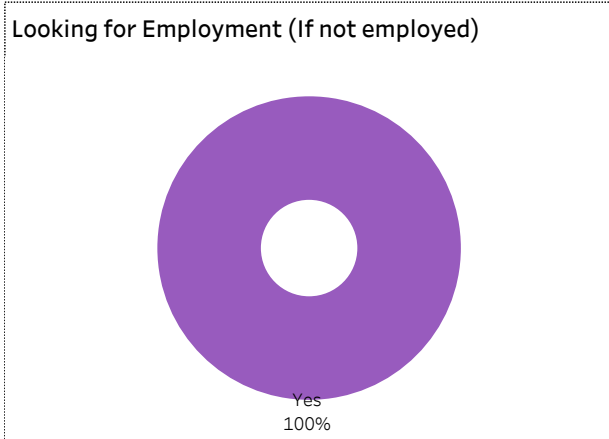
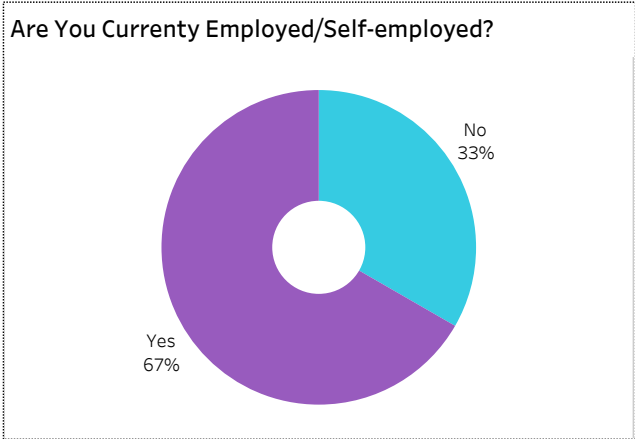


2019-20 Graduate Follow-up Survey Summary of Results (page 3/5) Graduate Employment (continued)



[Click on button to RESET Filters](#)

Number of Respondents: **3**
School: **Mining, Energy & Manufacturing** | Program: **Welding** | Credential: **Certificate** | Admin Campus: **Prince Albert** | Base/CE: **Base**
| Indigenous: **Indigenous**





2019-20 Graduate Follow-up Survey Summary of Results (page 4/5) Satisfaction and Program Benefits



Click on button to RESET Filters

Number of Respondents 3	School: Mining, Energy & Manufacturing Program: Welding Credential: Certificate Admin Campus: Prince Albert Base/CE: Base Indigenous: Indigenous
-----------------------------------	---

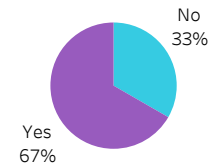
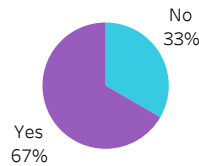
Level of Satisfaction	Very Satisfied & Somewhat Satisfied	<ul style="list-style-type: none"> Very satisfied Somewhat satisfied Somewhat dissatisfied Not sure 	Program Benefits	A Great Extent & Some Extent	<ul style="list-style-type: none"> No extent at all Some extent A great extent
------------------------------	-------------------------------------	---	-------------------------	------------------------------	---

Campus activities	100%	33% Very satisfied, 67% Somewhat satisfied
Relevance of your program to your field of employment	100%	67% Very satisfied, 33% Somewhat satisfied
Campus facilities	67%	67% Very satisfied, 33% Not sure
Instruction delivered	67%	67% Very satisfied, 33% Somewhat dissatisfied
Educational experience at Sask Polytech	67%	67% Very satisfied, 33% Somewhat dissatisfied
Program	67%	33% Very satisfied, 33% Somewhat satisfied, 33% Somewhat dissatisfied
Student support services	67%	33% Very satisfied, 33% Somewhat satisfied, 33% Not sure

	A Great Extent & Some Extent	
Improved earning potential	100%	67% A great extent, 33% Some extent
Skills and knowledge relevant in the workplace	100%	67% A great extent, 33% Some extent
Improved employment opportunities	67%	67% A great extent, 33% No extent at all

Satisfaction with Sask Polytech

Are you satisfied with your decision to attend Sask Polytech? Would you recommend Sask Polytech to others? Would you recommend your program to others?



Institutional Research and Analysis




2019-20 Graduate Follow-up Survey Summary of Results (page 5/5) Further Post-Secondary Education



[Click on button to RESET Filters](#)

Number of Respondents 3	School: Mining, Energy & Manufacturing Program: Welding Credential: Certificate Admin Campus: Prince Albert Base/CE: Base Indigenous: Indigenous
-----------------------------------	---

Currently Taking Further PSE 	Enrolment Status	Current Program Related to Program Completed at Sask Polytech
---	------------------	---

Type of Post-Secondary Institution Enroled in

Among the students who pursued further education, 25% indicated the program was not related to the one they completed at Sask Polytech. Common reasons cited by the graduates who were studying in an unrelated field were to be able to change career choice, to have more/better career choices, and difficulty of finding employment in their previous field of study.

Institutional Research and Analysis



2019-20 Graduate Follow-up Survey Summary of Results (page 1/5) Respondent Profile



[Click on button to RESET Filters](#)

Number of Respondents
11

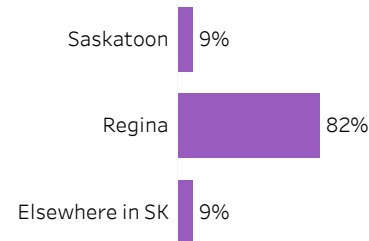
School: **Mining, Energy & Manufacturing** | Program: **Welding** | Credential: **Certificate** | Admin Campus: **Regina** |
Base/CE: **Base** | Indigenous: **Non-Indigenous**

School

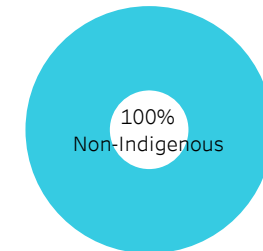
Mining, Energy & Manufacturing

100%

Location of Current Residence



Indigenous Status




Credentials


Certificate

100%

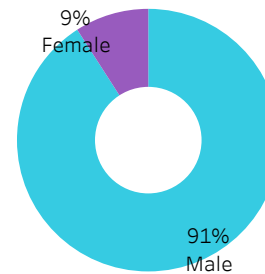
Base/CE



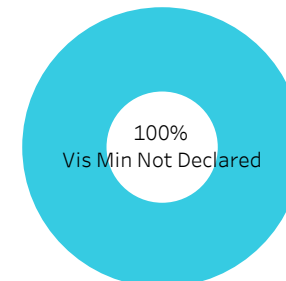
Disability



Gender



Visible Minority





2019-20 Graduate Follow-up Survey Summary of Results (page 2/5) Graduate Employment



[Click on button to RESET Filters](#)

Number of Respondents
11

School: **Mining, Energy & Manufacturing** | Program: **Welding** | Credential: **Certificate** | Admin Campus: **Regina** | Base/CE: **Base** | Indigenous: **Non-Indigenous**

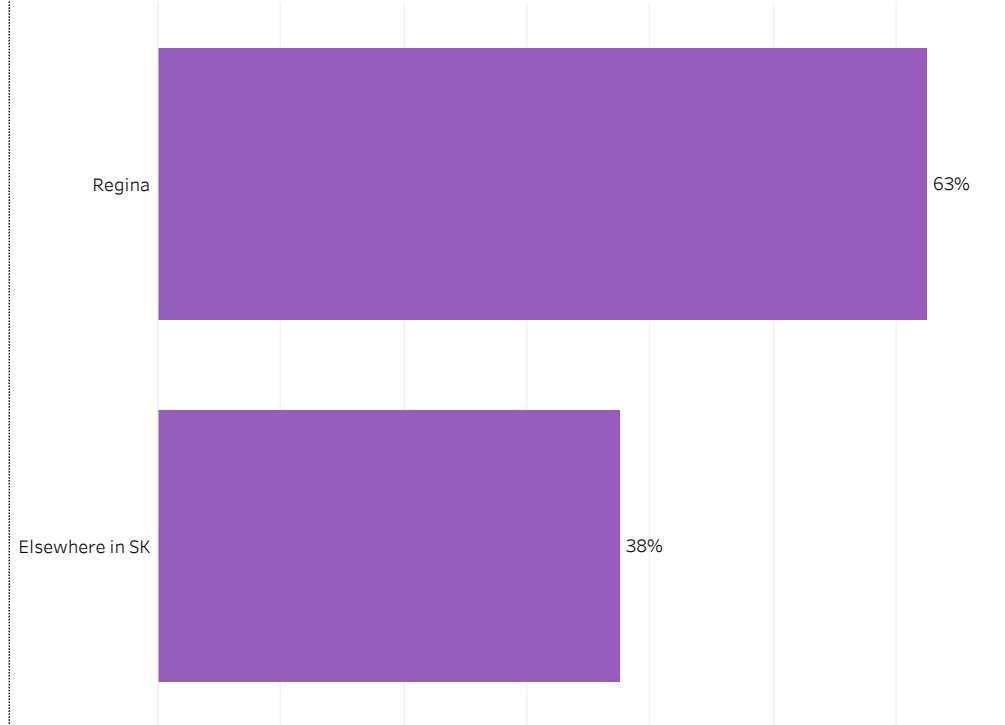
Overall Employment Rate

#Available Workforce	# of Grads Employed	Employment Rate	# of Fulltime Employed Grads	Full-time Employment Rate
9	8	89%	7	78%

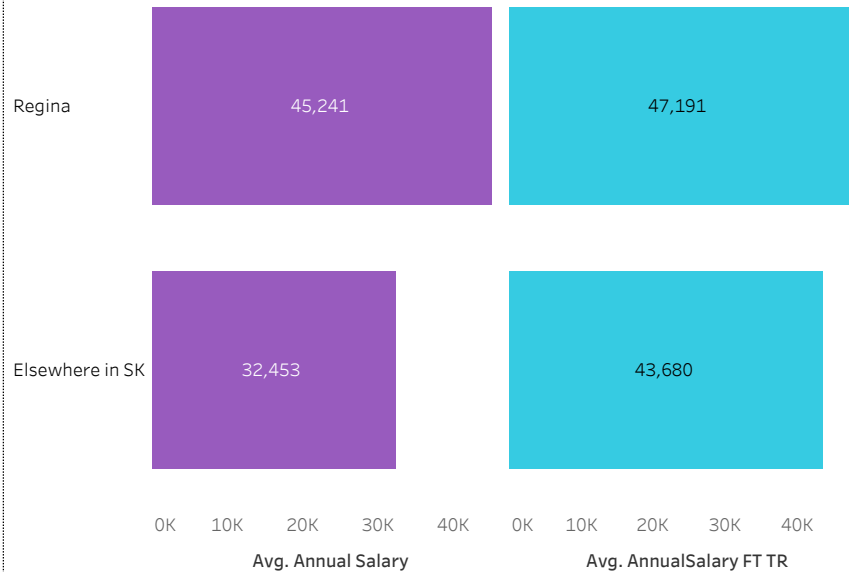
Training Related (TR) Employment

#Available Workforce	# of TR Employed Grads	TR Employment Rate	# of Fulltime TR Employed Grads	Full-time Training Related Employment Rate
9	6	67%	6	67%

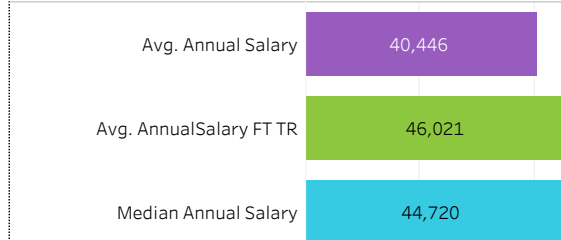
Location of Employment



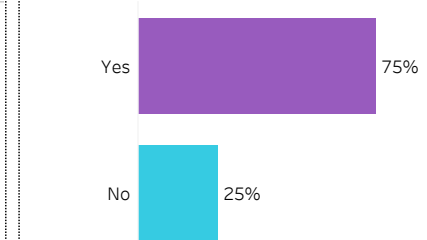
Average Salaries by Location of Employment



Average/Median Salary



Relatedness of Job to Training





2019-20 Graduate Follow-up Survey

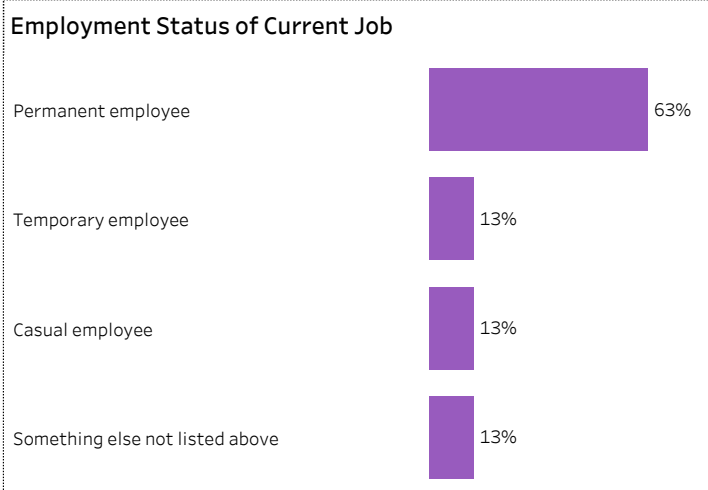
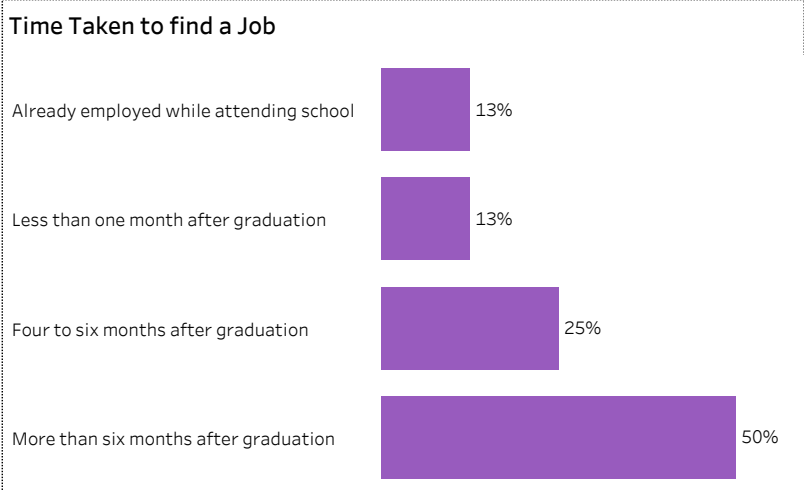
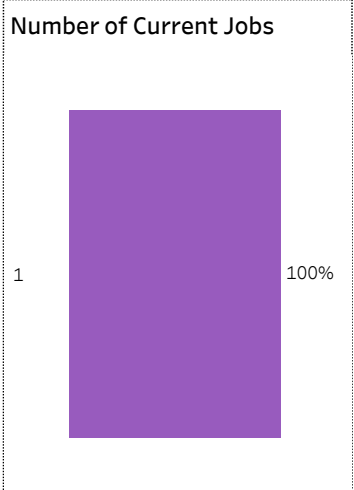
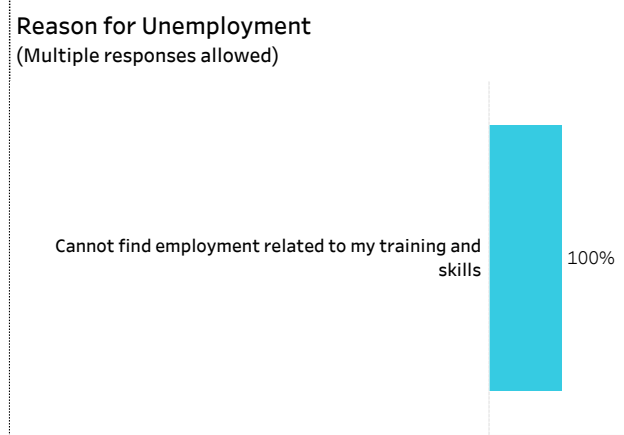
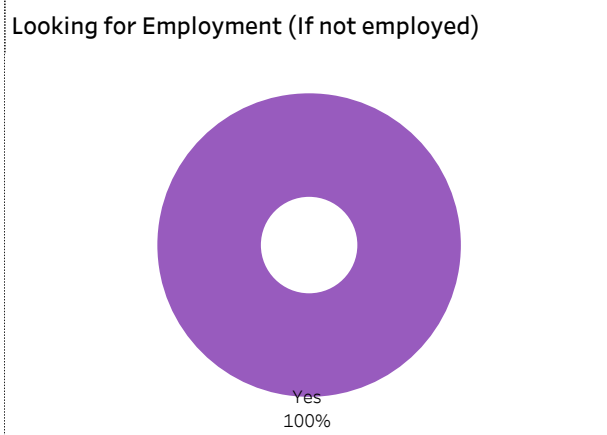
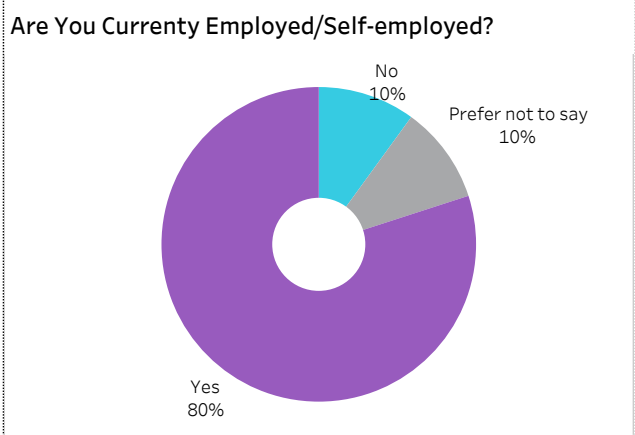
Summary of Results (page 3/5)

Graduate Employment (continued)



[Click on button to RESET Filters](#)

Number of Respondents **11** | School: **Mining, Energy & Manufacturing** | Program: **Welding** | Credential: **Certificate** | Admin Campus: **Regina** | Base/CE: **Base** | Indigenous: **Non-Indigenous**





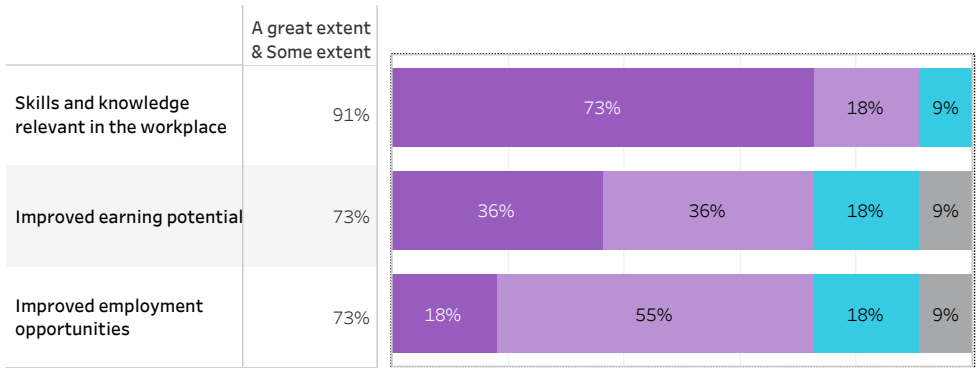
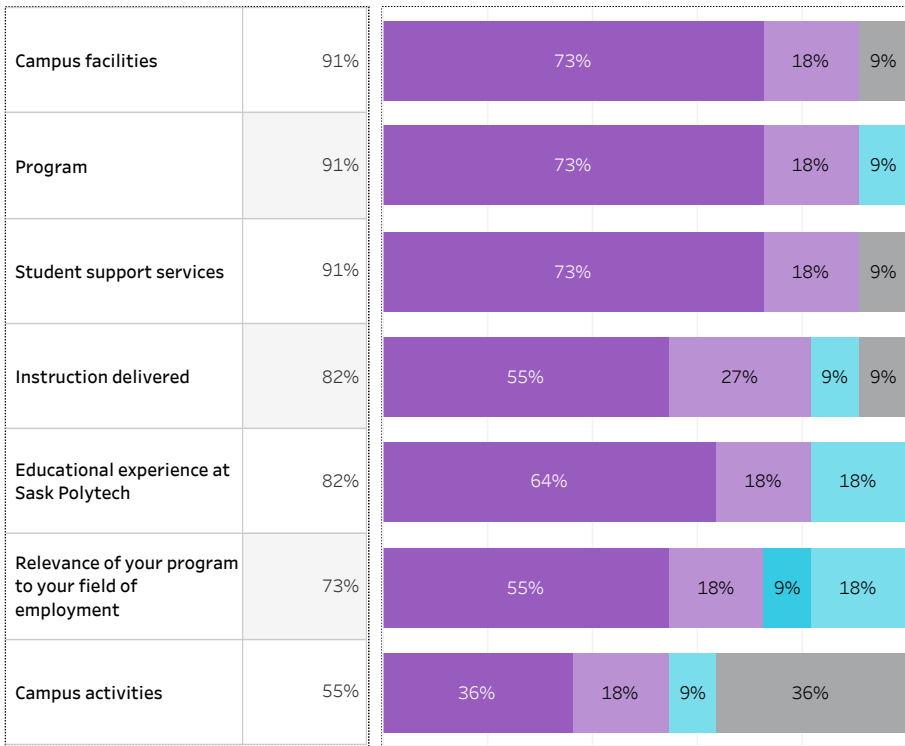
2019-20 Graduate Follow-up Survey Summary of Results (page 4/5) Satisfaction and Program Benefits



Click on button to RESET Filters

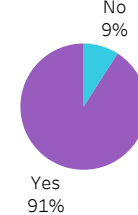
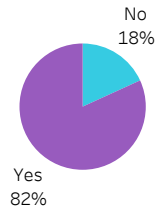
Number of Respondents 11	School: Mining, Energy & Manufacturing Program: Welding Credential: Certificate Admin Campus: Regina Base/CE: Base Indigenous: Non-Indigenous
---	--

Level of Satisfaction	Very Satisfied & Somewhat Satisfied	<ul style="list-style-type: none"> ■ Very satisfied ■ Not sure ■ Somewhat satisfied ■ Very dissatisfied ■ Somewhat dissatisfied 	Program Benefits	A Great Extent & Some Extent	<ul style="list-style-type: none"> ■ Not sure ■ No extent at all ■ Some extent ■ A great extent
-----------------------	-------------------------------------	---	------------------	------------------------------	---



Satisfaction with Sask Polytech

Are you satisfied with your decision to attend Sask Polytech? Would you recommend Sask Polytech to others? Would you recommend your program to others?





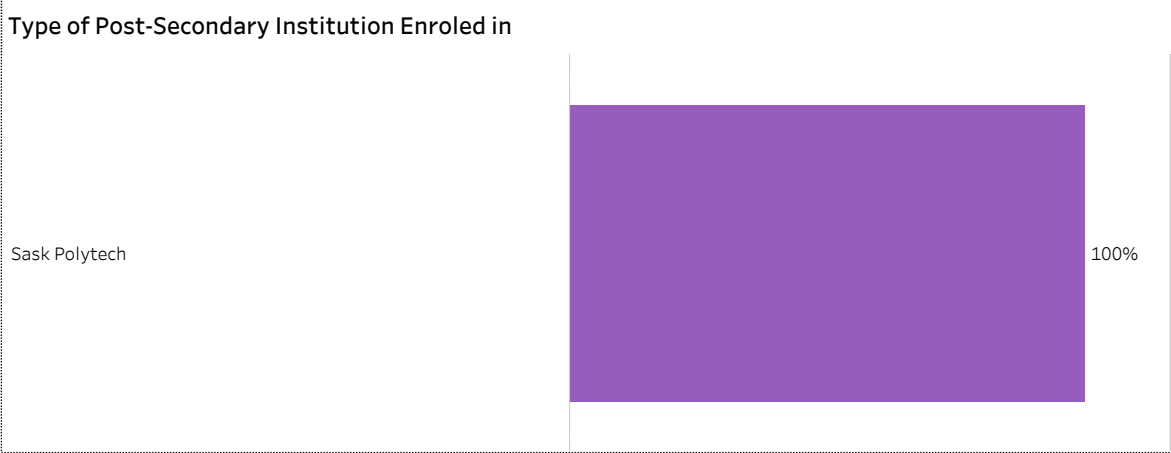
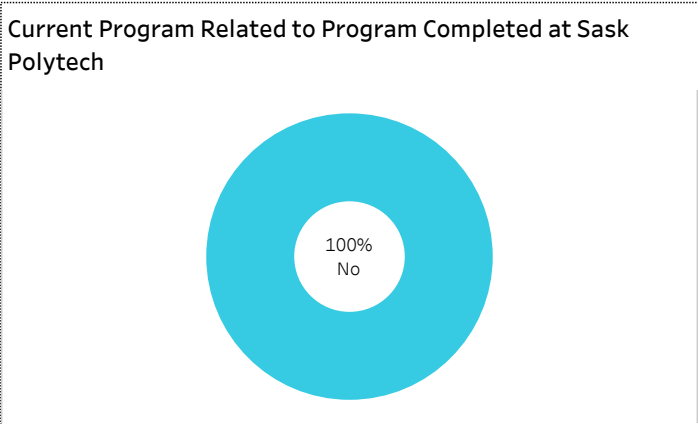

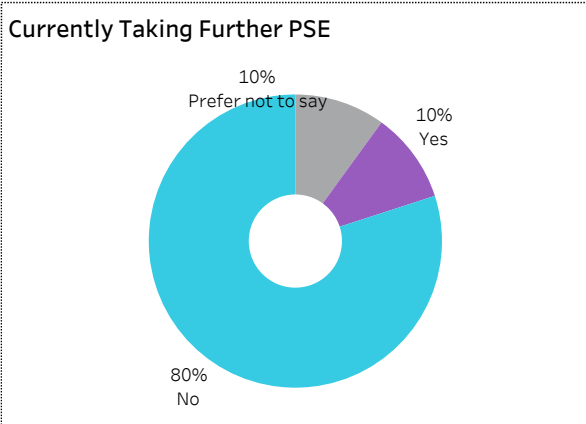
2019-20 Graduate Follow-up Survey Summary of Results (page 5/5) Further Post-Secondary Education



[Click on button to RESET Filters](#)

Number of Respondents
11

School: **Mining, Energy & Manufacturing** | Program: **Welding** | Credential: **Certificate** | Admin Campus: **Regina** | Base/CE: **Base** |
Indigenous: **Non-Indigenous**



Among the students who pursued further education, 25% indicated the program was not related to the one they completed at Sask Polytech. Common reasons cited by the graduates who were studying in an unrelated field were to be able to change career choice, to have more/better career choices, and difficulty of finding employment in their previous field of study.

Institutional Research and Analysis



2019-20 Graduate Follow-up Survey Summary of Results (page 1/5) Respondent Profile



[Click on button to RESET Filters](#)

Number of Respondents
13

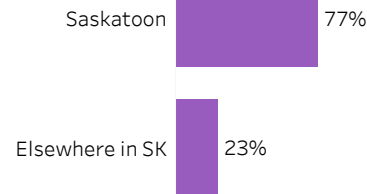
School: **Mining, Energy & Manufacturing** | Program: **Welding** | Credential: **Certificate** | Admin Campus: **Saskatoon**
| Base/CE: **Base** | Indigenous: **All**

School

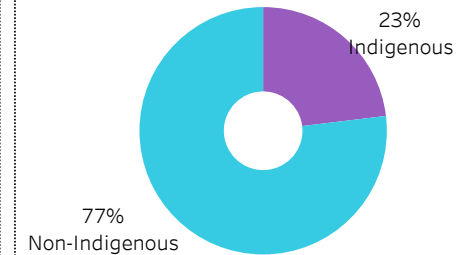
Mining, Energy & Manufacturing 100%




Location of Current Residence




Indigenous Status



Base/CE



Disability

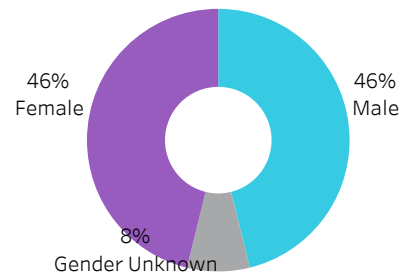


Credentials

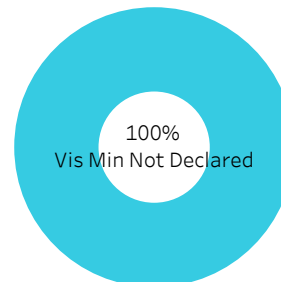
Certificate 100%



Gender



Visible Minority





2019-20 Graduate Follow-up Survey Summary of Results (page 2/5) Graduate Employment



[Click on button to RESET Filters](#)

Number of Respondents
13

School: **Mining, Energy & Manufacturing** | Program: **Welding** | Credential: **Certificate** | Admin Campus: **Saskatoon** | Base/CE: **Base** |
Indigenous: **All**

Overall Employment Rate

#Available Workforce	# of Grads Employed	Employment Rate	# of Fulltime Employed Grads	Full-time Employment Rate
12	9	75%	9	75%

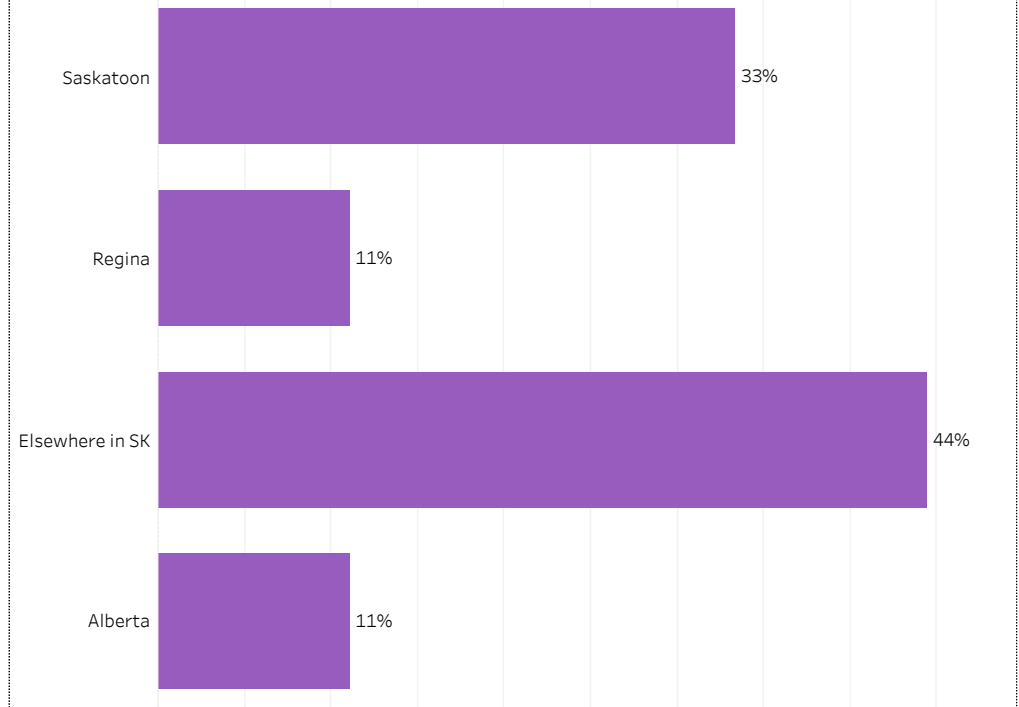
Training Related (TR) Employment

#Available Workforce	# of TR Employed Grads	TR Employment Rate	# of Fulltime TR Employed Grads	Full-time Training Related Employment Rate
12	9	75%	9	75%

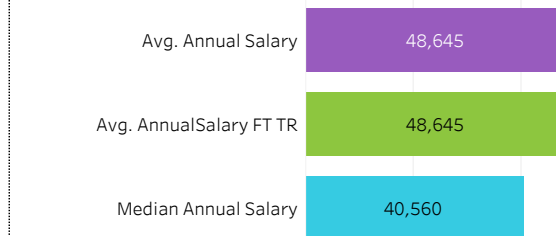
Average Salaries by Location of Employment



Location of Employment



Average/Median Salary



Relatedness of Job to Training





2019-20 Graduate Follow-up Survey

Summary of Results (page 3/5)

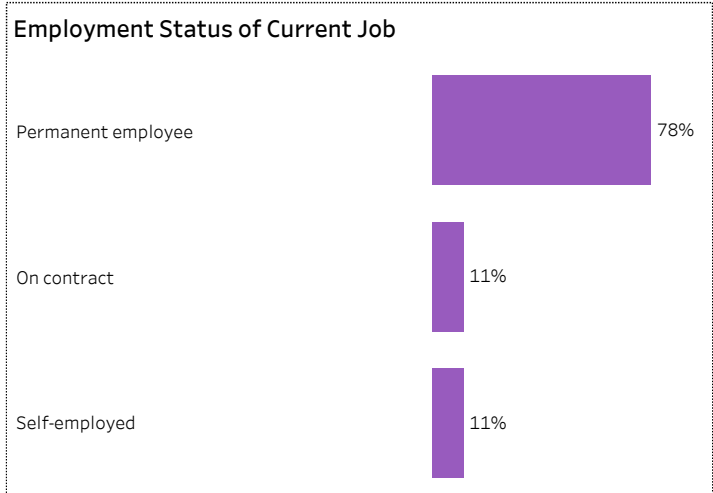
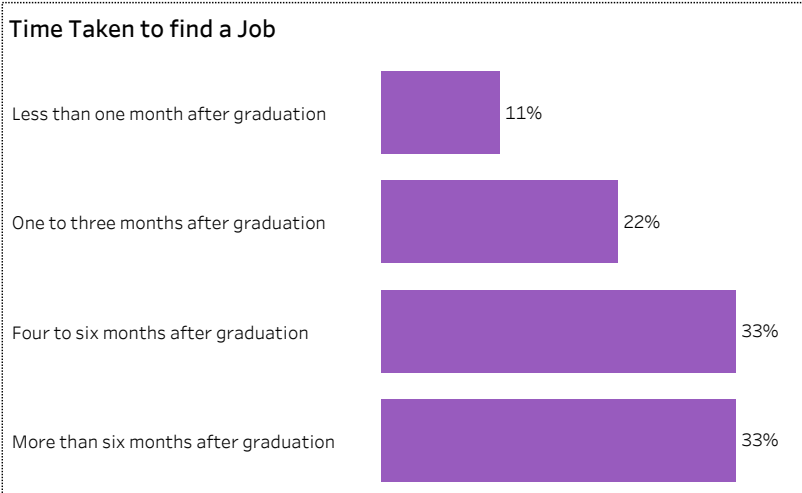
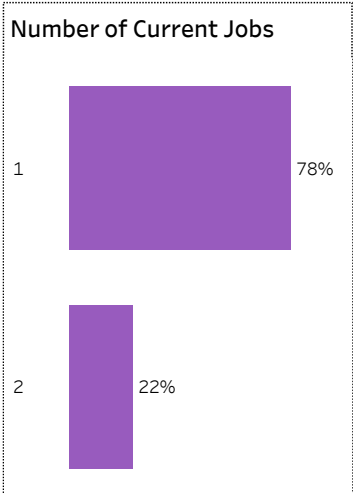
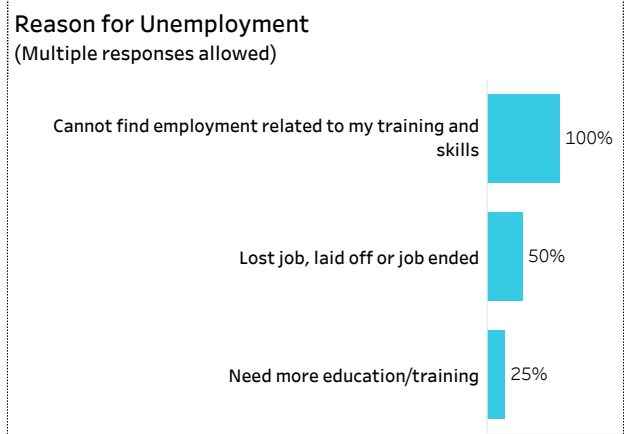
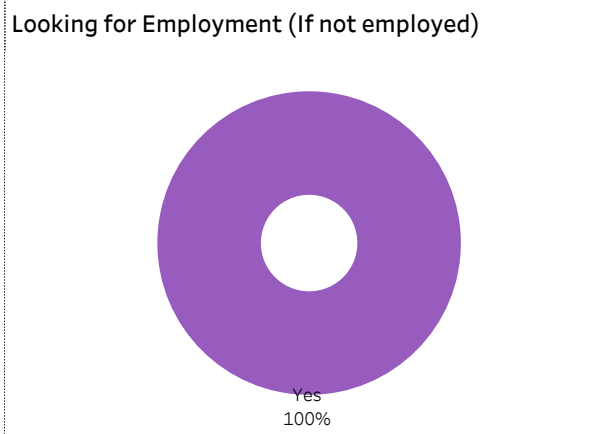
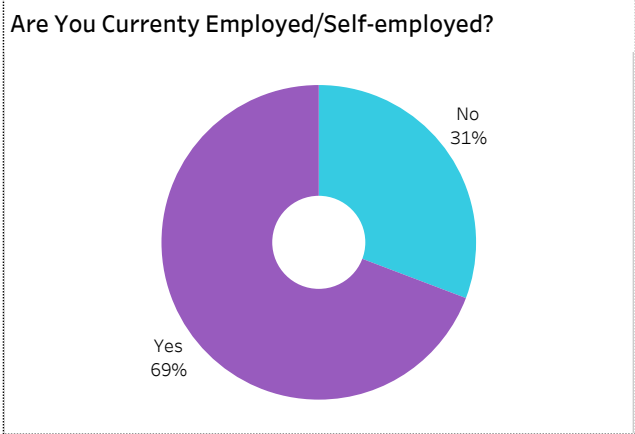
Graduate Employment (continued)



[Click on button to RESET Filters](#)

Number of Respondents: **13**

School: **Mining, Energy & Manufacturing** | Program: **Welding** | Credential: **Certificate** | Admin Campus: **Saskatoon** | Base/CE: **Base** | Indigenous: **All**





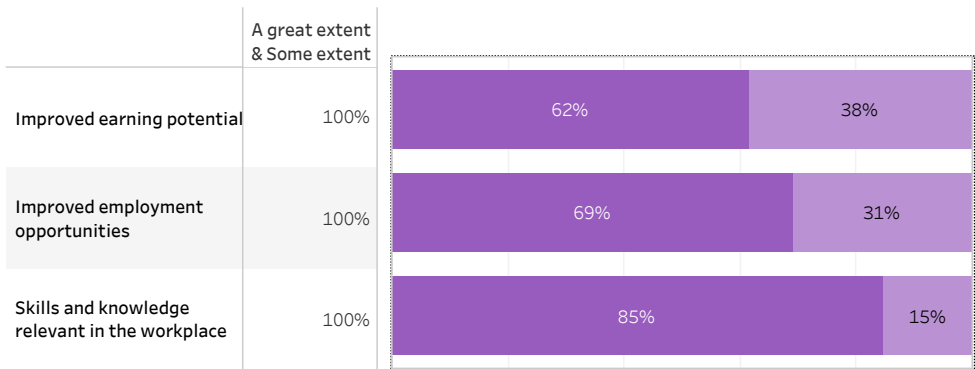
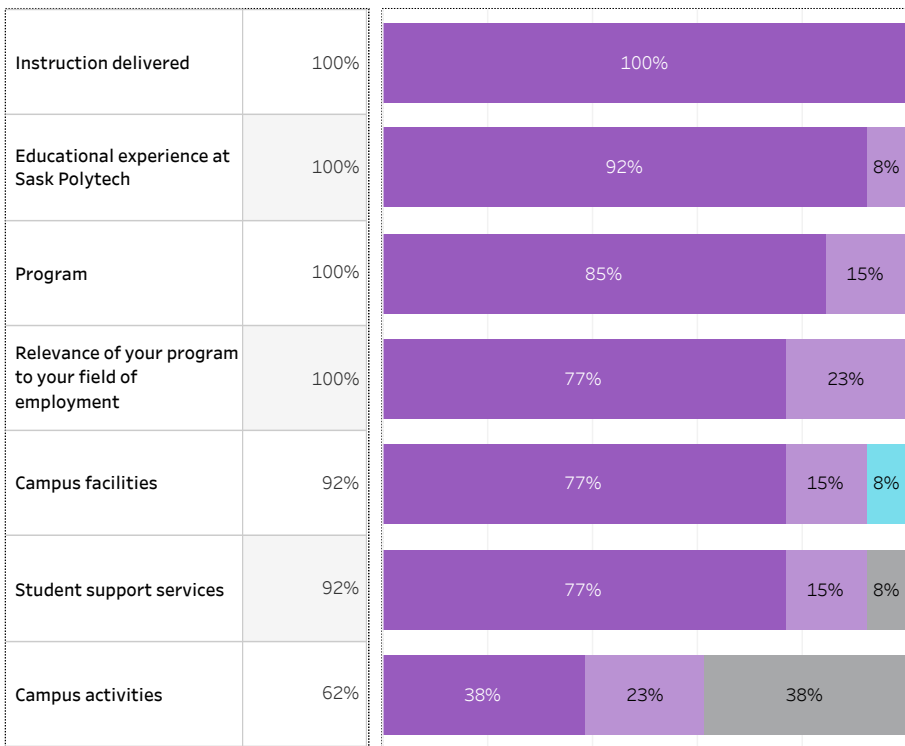
2019-20 Graduate Follow-up Survey Summary of Results (page 4/5) Satisfaction and Program Benefits



[Click on button to RESET Filters](#)

Number of Respondents 13	School: Mining, Energy & Manufacturing Program: Welding Credential: Certificate Admin Campus: Saskatoon Base/CE: Base Indigenous: All
------------------------------------	--

Level of Satisfaction	Very Satisfied & Somewhat Satisfied	<ul style="list-style-type: none"> ■ Very satisfied ■ Somewhat satisfied ■ Somewhat dissatisfied ■ Not sure 	Program Benefits	A Great Extent & Some Extent	<ul style="list-style-type: none"> ■ Some extent ■ A great extent
------------------------------	-------------------------------------	---	-------------------------	------------------------------	---



Satisfaction with Sask Polytech

Are you satisfied with your decision to attend Sask Polytech? Would you recommend Sask Polytech to others? Would you recommend your program to others?





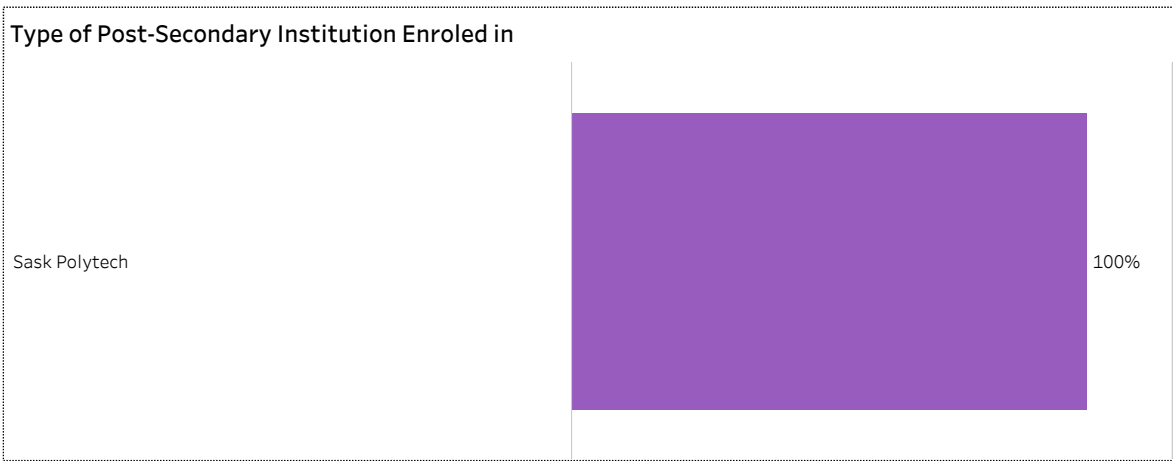
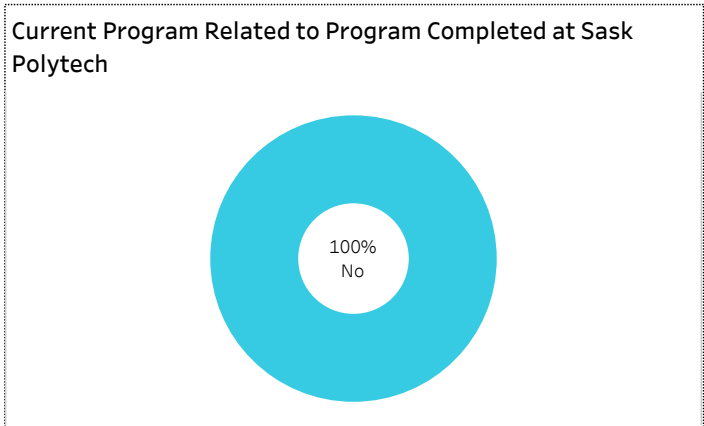

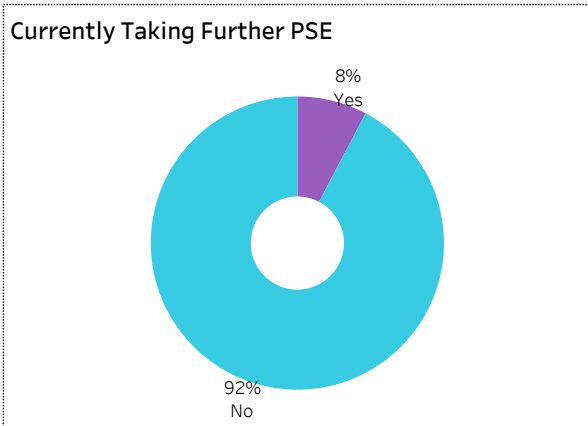
2019-20 Graduate Follow-up Survey Summary of Results (page 5/5) Further Post-Secondary Education



[Click on button to RESET Filters](#)

Number of Respondents
13

School: **Mining, Energy & Manufacturing** | Program: **Welding** | Credential: **Certificate** | Admin Campus: **Saskatoon** | Base/CE: **Base** |
Indigenous: **All**



Among the students who pursued further education, 25% indicated the program was not related to the one they completed at Sask Polytech. Common reasons cited by the graduates who were studying in an unrelated field were to be able to change career choice, to have more/better career choices, and difficulty of finding employment in their previous field of study.

Institutional Research and Analysis



2019-20 Graduate Follow-up Survey Summary of Results (page 1/5) Respondent Profile



[Click on button to RESET Filters](#)

Number of Respondents
5

School: **Mining, Energy & Manufacturing** | Program: **Welding** | Credential: **Certificate** | Admin Campus: **Saskatoon**
| Base/CE: **Con Ed - Brokered** | Indigenous: **All**

School

Mining, Energy & Manufacturing

100%

Location of Current Residence

Elsewhere in SK

100%

Indigenous Status

60%
Non-Indigenous

40%
Indigenous

Credentials

Certificate

100%

Base/CE

100%
Con Ed - Brokered

Disability

100%
Disability Declared

Gender

20%
Female

20%
Gender Unknown

60%
Male

Visible Minority

100%
Vis Min Not Declared



2019-20 Graduate Follow-up Survey Summary of Results (page 2/5) Graduate Employment



[Click on button to RESET Filters](#)

Number of Respondents
5

School: **Mining, Energy & Manufacturing** | Program: **Welding** | Credential: **Certificate** | Admin Campus: **Saskatoon** | Base/CE: **Con Ed - Brokered**
| Indigenous: **All**

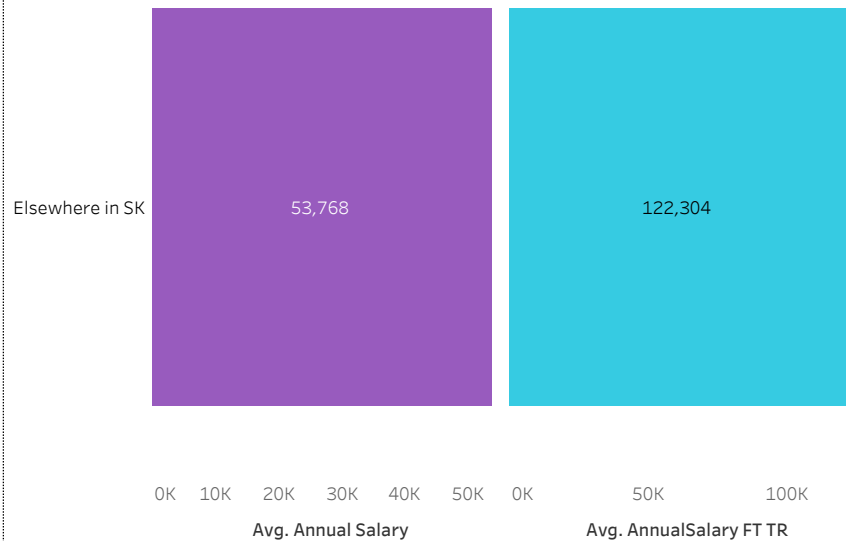
Overall Employment Rate

#Available Workforce	# of Grads Employed	Employment Rate	# of Fulltime Employed Grads	Full-time Employment Rate
5	3	60%	2	40%

Training Related (TR) Employment

#Available Workforce	# of TR Employed Grads	TR Employment Rate	# of Fulltime TR Employed Grads	Full-time Training Related Employment Rate
5	1	20%	1	20%

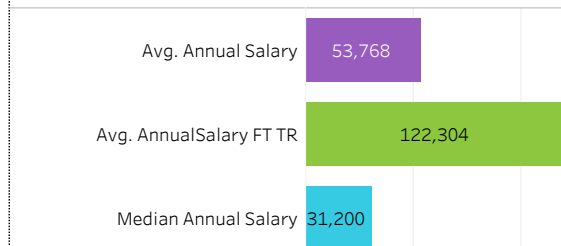
Average Salaries by Location of Employment



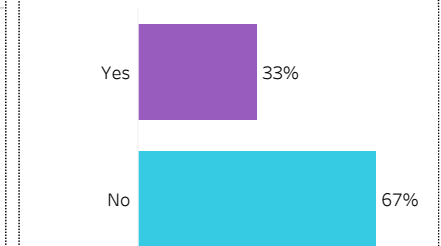
Location of Employment



Average/Median Salary



Relatedness of Job to Training



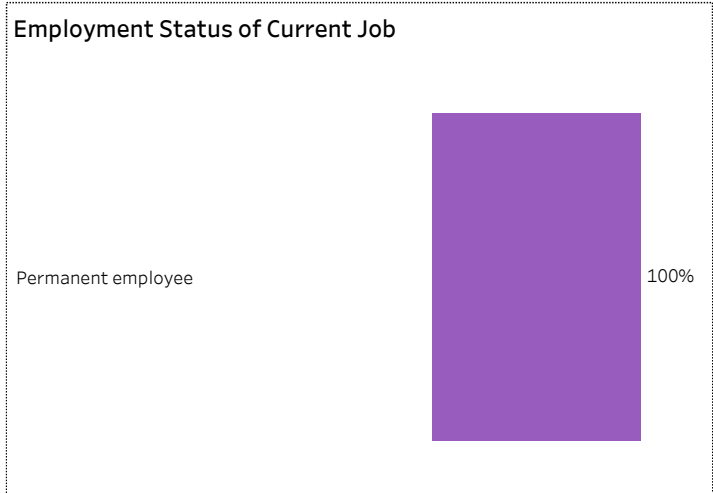
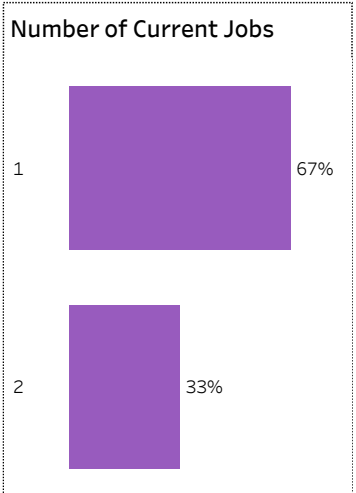
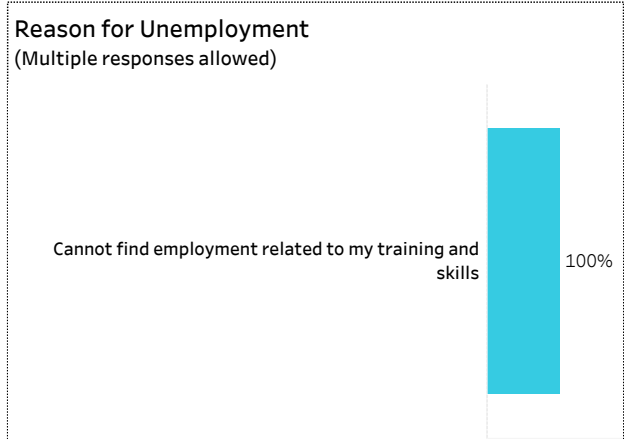
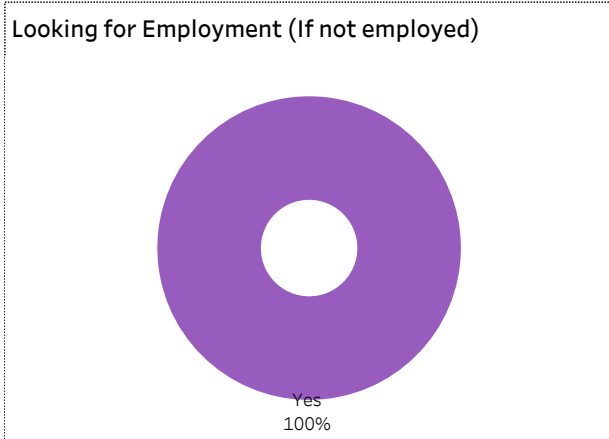
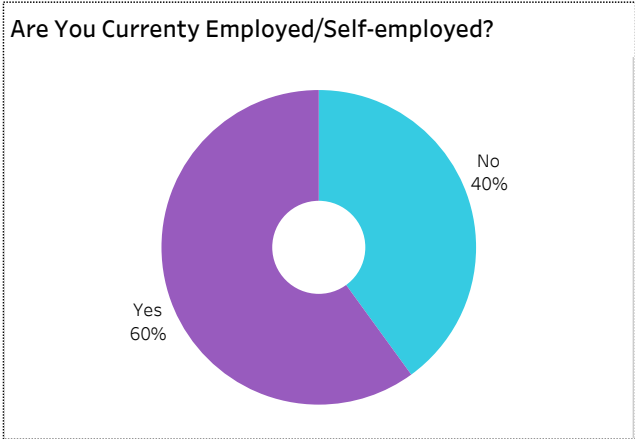


2019-20 Graduate Follow-up Survey Summary of Results (page 3/5) Graduate Employment (continued)



[Click on button to RESET Filters](#)

Number of Respondents: **5**
School: **Mining, Energy & Manufacturing** | Program: **Welding** | Credential: **Certificate** | Admin Campus: **Saskatoon** | Base/CE: **Con Ed - Brokered** | Indigenous: **All**





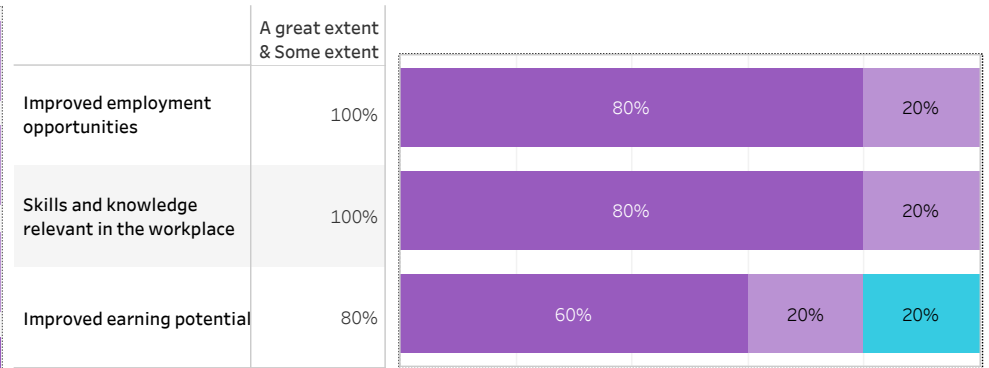
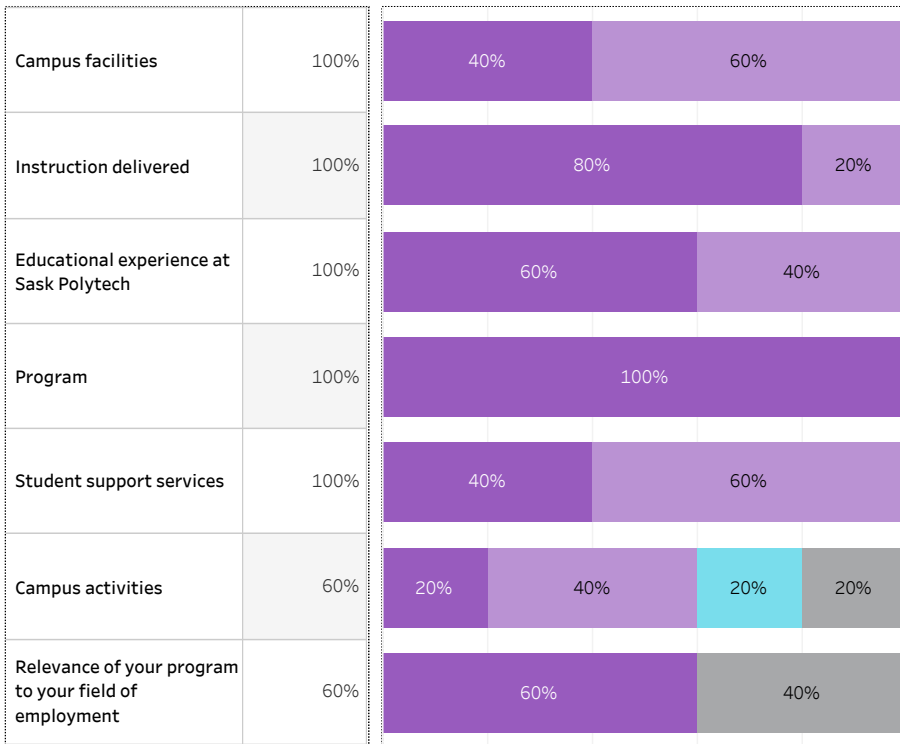
2019-20 Graduate Follow-up Survey Summary of Results (page 4/5) Satisfaction and Program Benefits



Click on button to RESET Filters

Number of Respondents 5	School: Mining, Energy & Manufacturing Program: Welding Credential: Certificate Admin Campus: Saskatoon Base/CE: Con Ed - Brokered Indigenous: All
-----------------------------------	--

Level of Satisfaction	Very Satisfied & Somewhat Satisfied	<ul style="list-style-type: none"> Very satisfied Somewhat satisfied Somewhat dissatisfied Not sure 	Program Benefits	A Great Extent & Some Extent	<ul style="list-style-type: none"> No extent at all Some extent A great extent
------------------------------	-------------------------------------	---	-------------------------	------------------------------	---



Satisfaction with Sask Polytech


Are you satisfied with your decision to attend Sask Polytech? Would you recommend Sask Polytech to others? Would you recommend your program to others?



Yes
100%



Yes
100%



Yes
100%

Institutional Research and Analysis

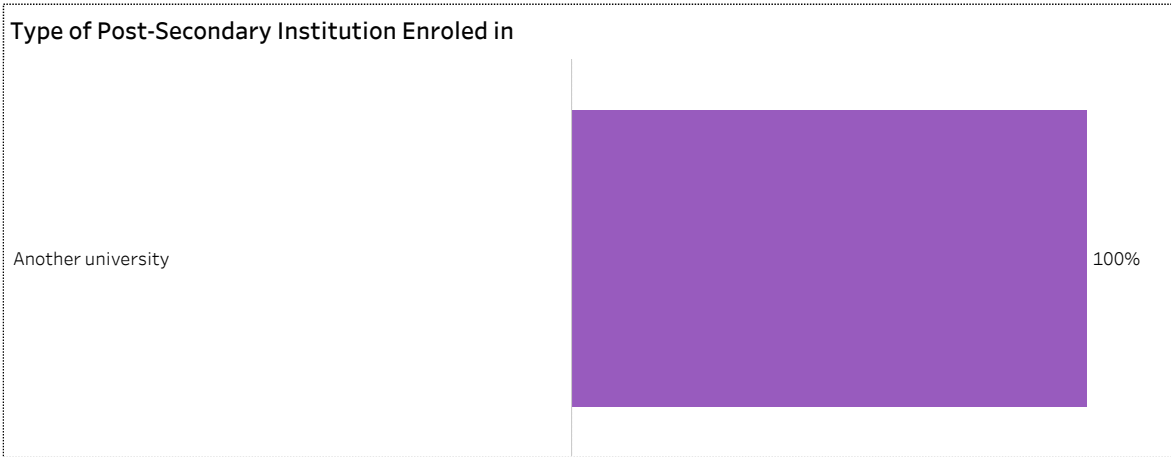
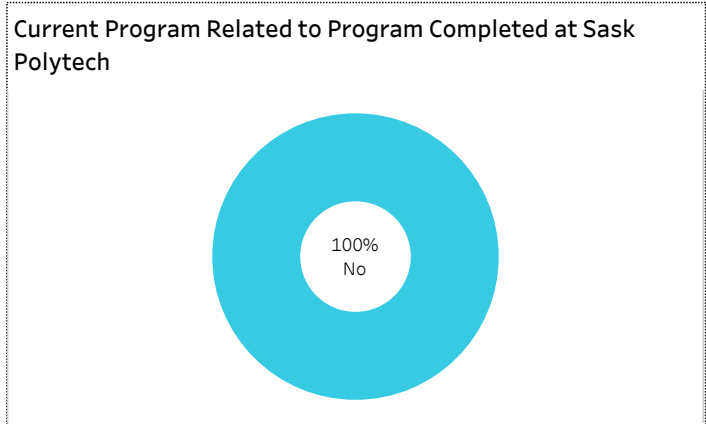
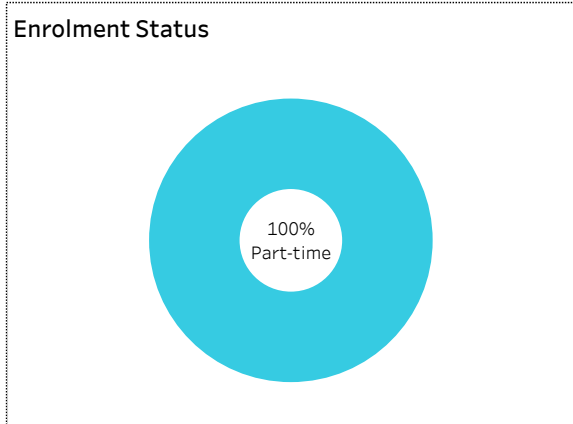
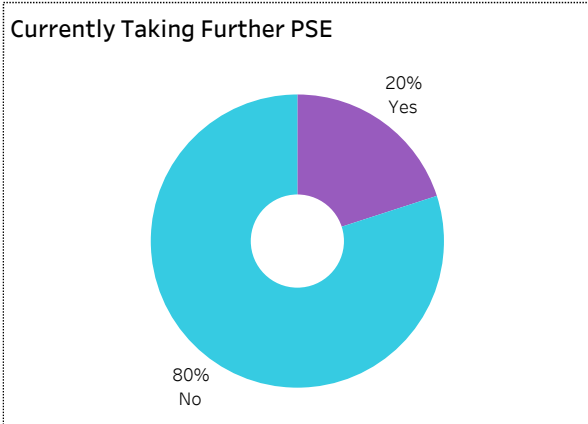


2019-20 Graduate Follow-up Survey Summary of Results (page 5/5) Further Post-Secondary Education



[Click on button to RESET Filters](#)

Number of Respondents 5	School: Mining, Energy & Manufacturing Program: Welding Credential: Certificate Admin Campus: Saskatoon Base/CE: Con Ed - Brokered Indigenous: All
-----------------------------------	--



Among the students who pursued further education, 25% indicated the program was not related to the one they completed at Sask Polytech. Common reasons cited by the graduates who were studying in an unrelated field were to be able to change career choice, to have more/better career choices, and difficulty of finding employment in their previous field of study.

Institutional Research and Analysis



School of Natural Resources & Built Environment

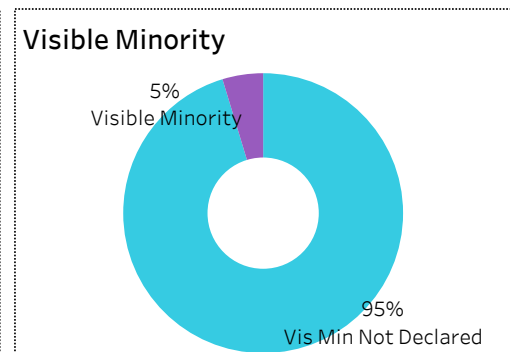
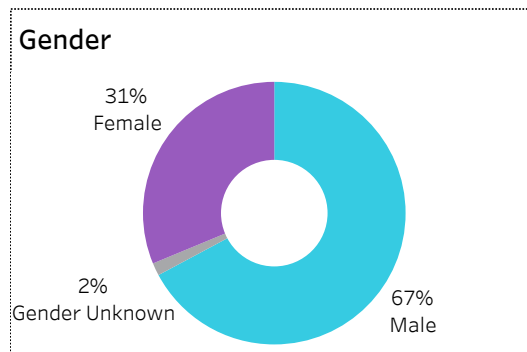
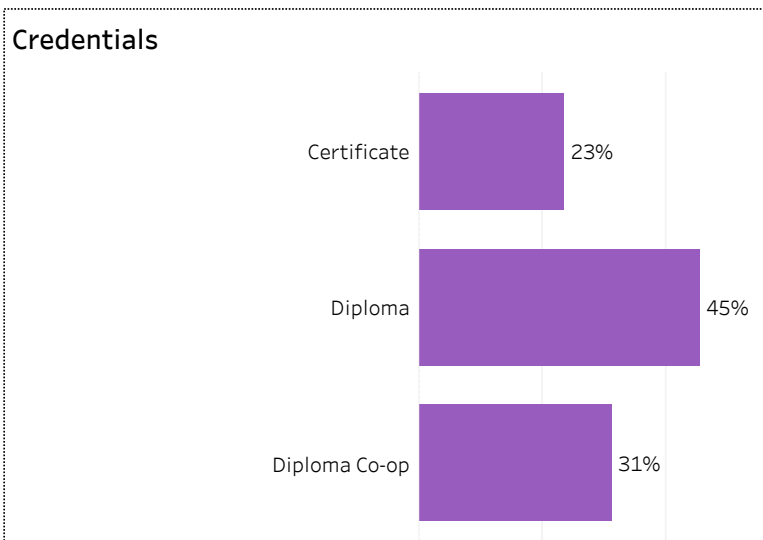
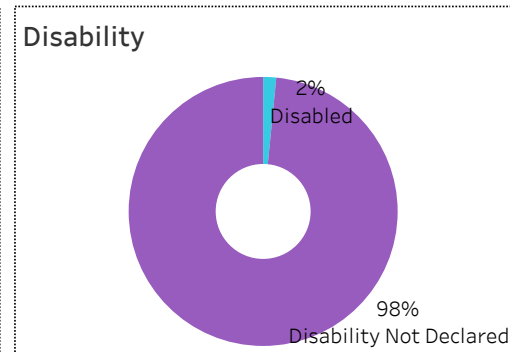
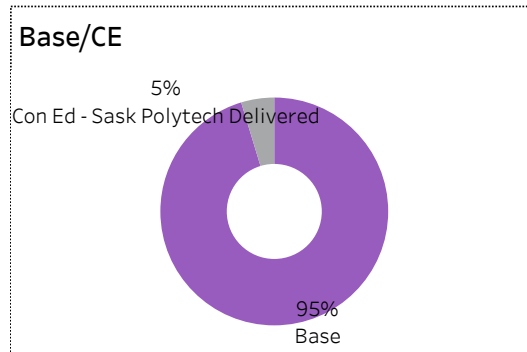
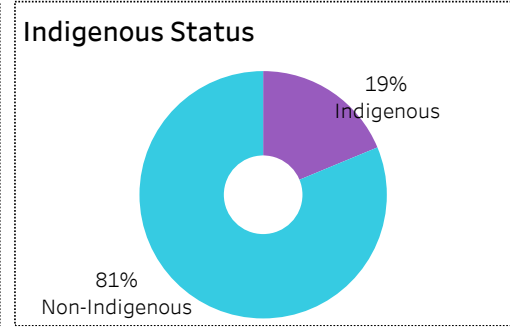
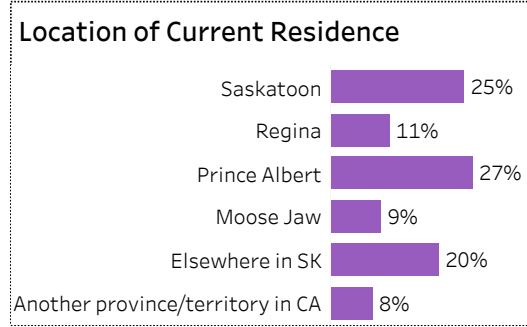


2019-20 Graduate Follow-up Survey Summary of Results (page 1/5) Respondent Profile



[Click on button to RESET Filters](#)

Number of Respondents: **64**
 School: **Natural Resources & Built Environment** | Program: **All** | Credential: **All** | Admin Campus: **All** | Base/CE: **All** |
 Indigenous: **All**





2019-20 Graduate Follow-up Survey Summary of Results (page 2/5) Graduate Employment



[Click on button to RESET Filters](#)

Number of Respondents
64

School: **Natural Resources & Built Environment** | Program: **All** | Credential: **All** | Admin Campus: **All** | Base/CE: **All** | Indigenous: **All**

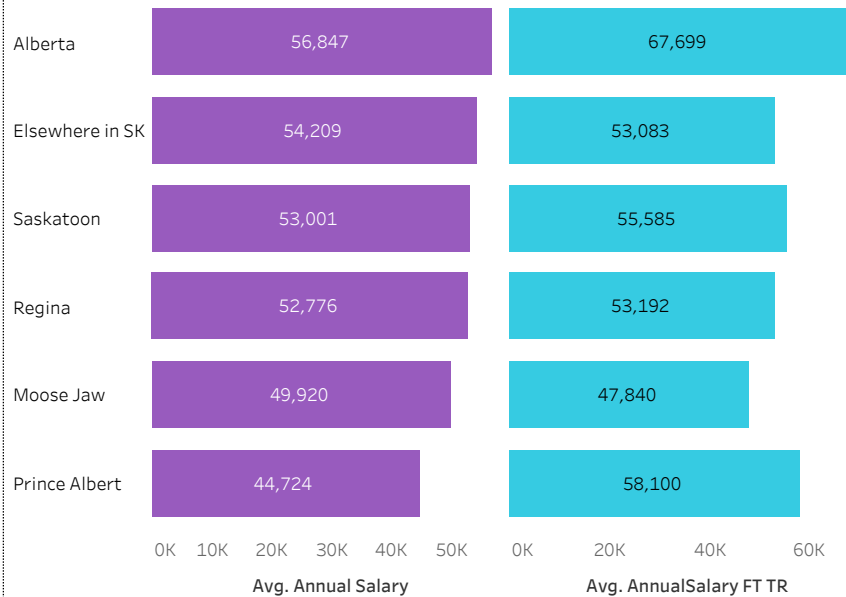
Overall Employment Rate

#Available Workforce	# of Grads Employed	Employment Rate	# of Fulltime Employed Grads	Full-time Employment Rate
57	53	93%	52	91%

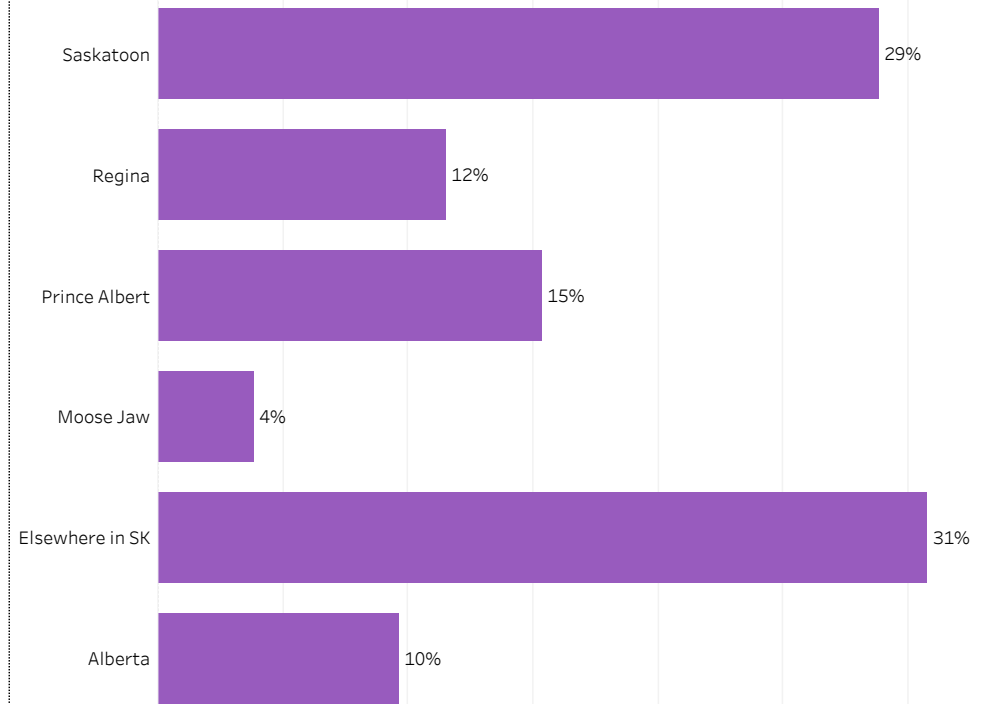
Training Related (TR) Employment

#Available Workforce	# of TR Employed Grads	TR Employment Rate	# of Fulltime TR Employed Grads	Full-time TR Employment Rate
57	42	74%	41	72%

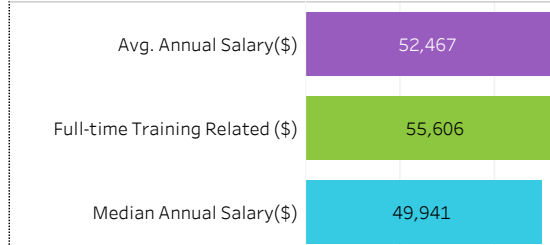
Average Salaries by Location of Employment



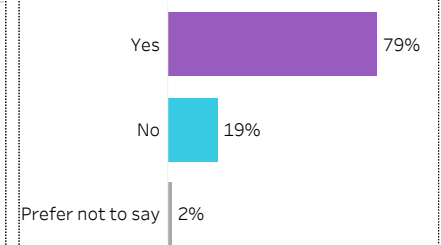
Location of Employment



Average/Median Salary



Relatedness of Job to Training



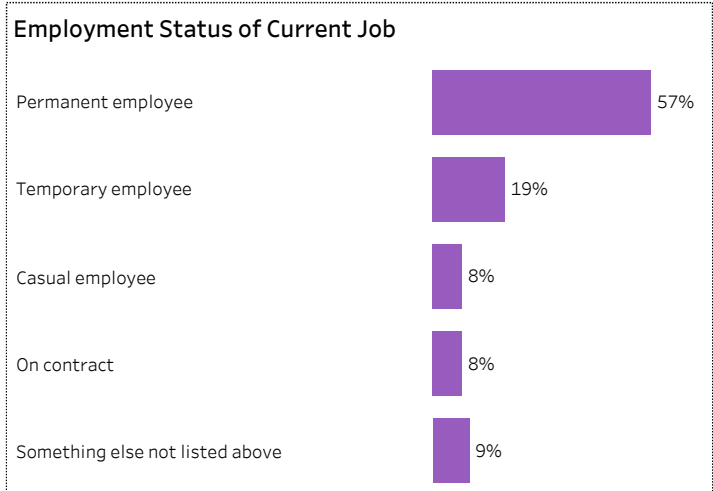
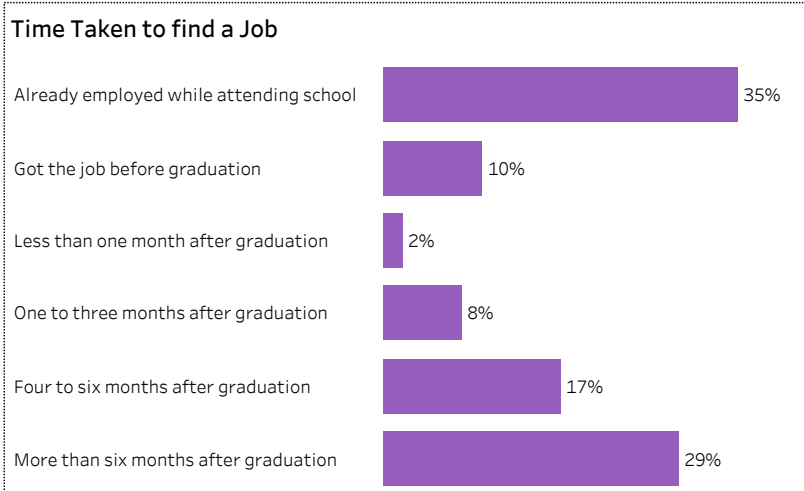
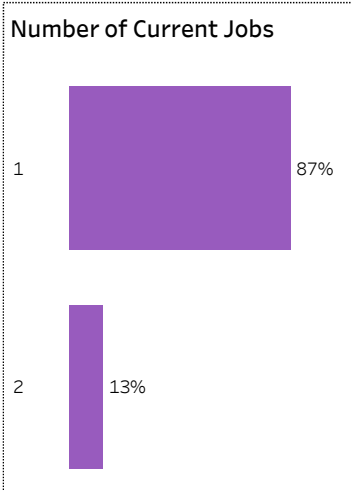
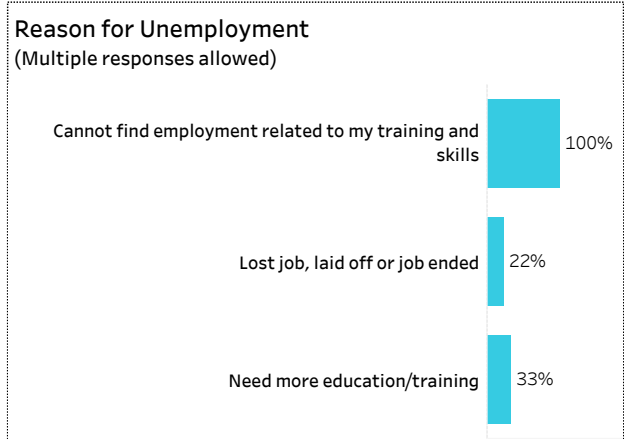
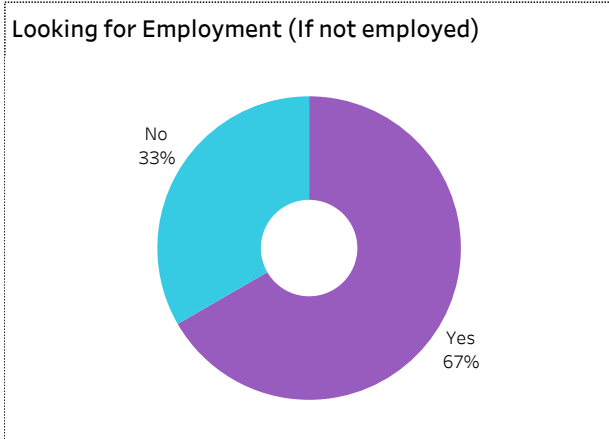
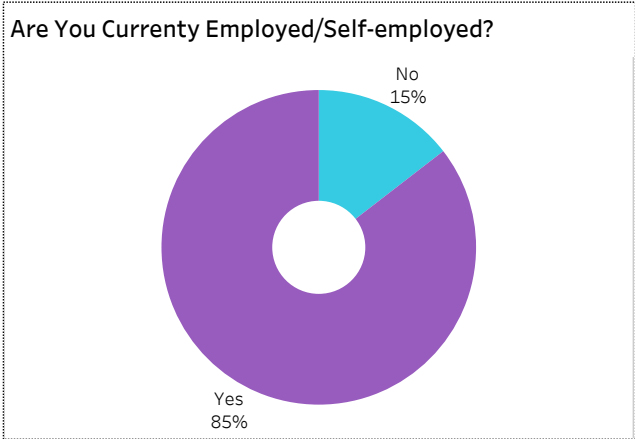


2019-20 Graduate Follow-up Survey
 Summary of Results (page 3/5)
 Graduate Employment (continued)



[Click on button to RESET Filters](#)

Number of Respondents: **64**
 School: **Natural Resources & Built Environment** | Program: **All** | Credential: **All** | Admin Campus: **All** | Base/CE: **All** | Indigenous: **All**





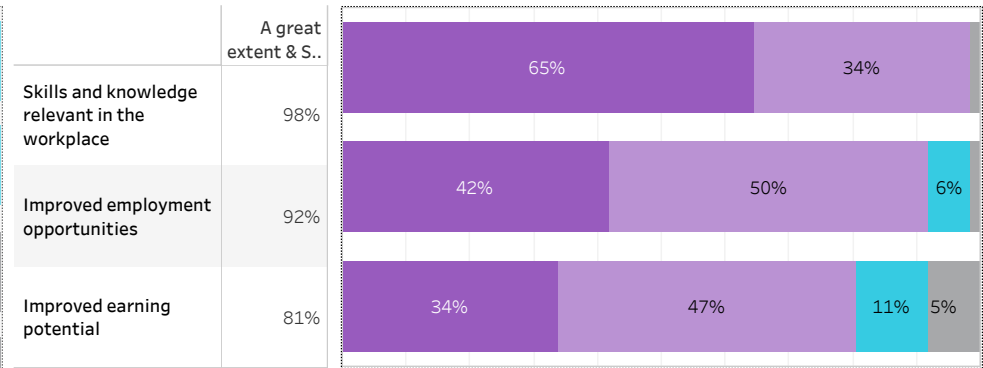
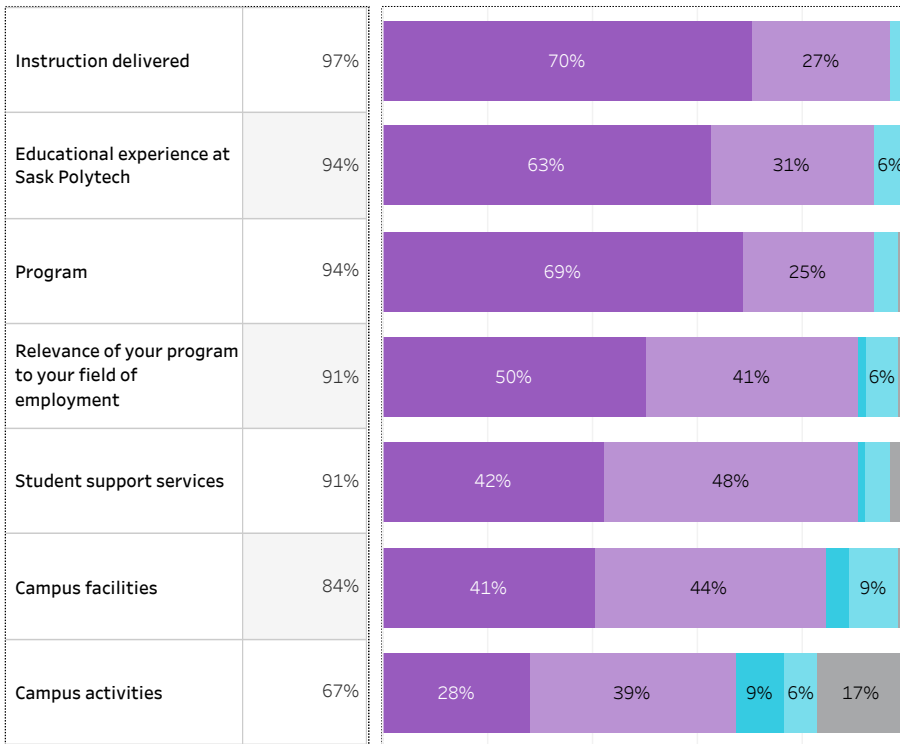
2019-20 Graduate Follow-up Survey Summary of Results (page 4/5) Satisfaction and Program Benefits



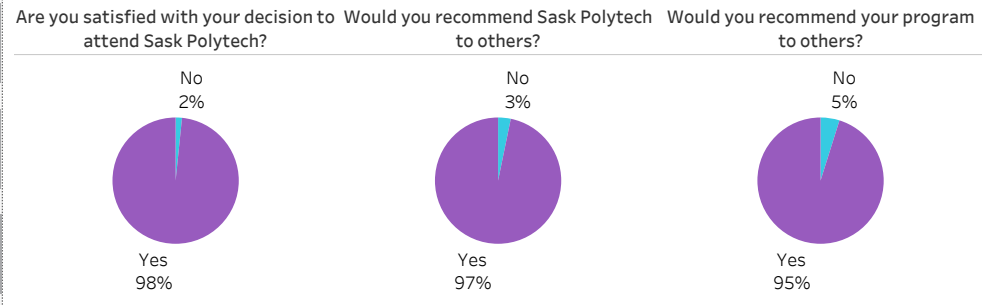
Click on button to RESET Filters

Number of Respondents 64	School: Natural Resources & Built Environment Program: All Credential: All Admin Campus: All Base/CE: All Indigenous: All
------------------------------------	---

Level of Satisfaction	Very Satisfied & Somewhat Satisfied	<ul style="list-style-type: none"> Very satisfied Somewhat satisfied Very dissatisfied Somewhat dissatisfied Not sure 	Program Benefits	A Great Extent & Some Extent	<ul style="list-style-type: none"> A great extent Some extent No extent at all Not sure Not applicable
------------------------------	-------------------------------------	--	-------------------------	------------------------------	---



Satisfaction with Sask Polytech



Institutional Research and Analysis



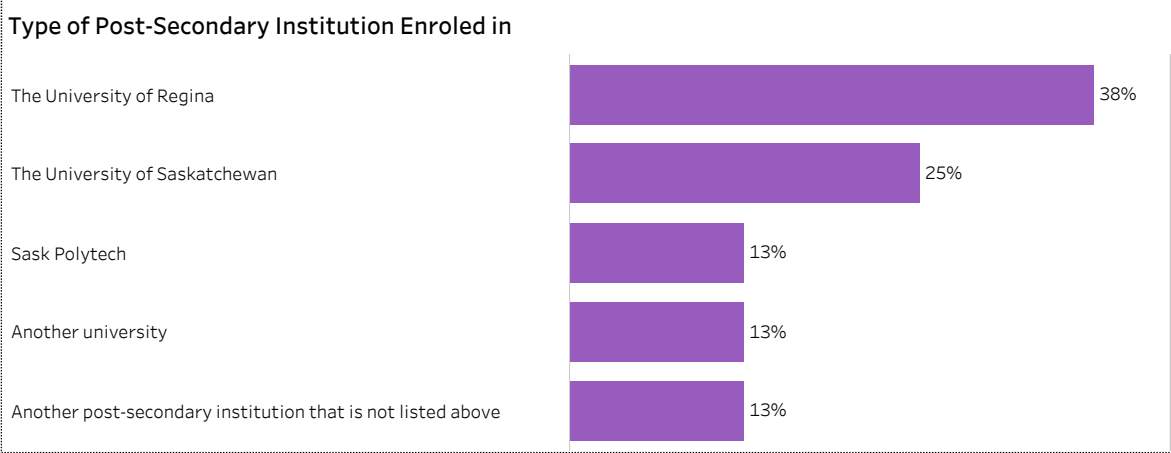
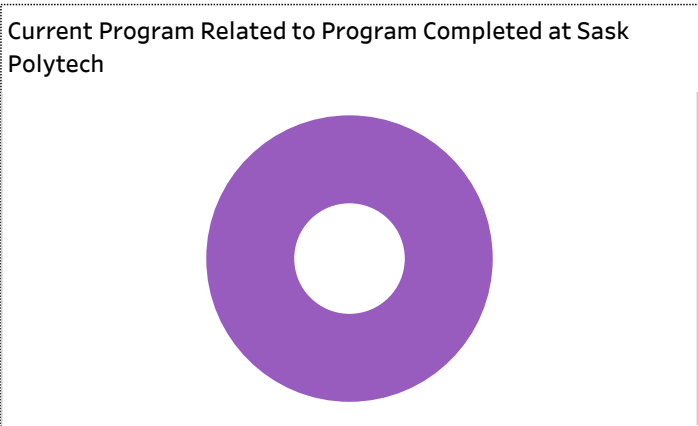

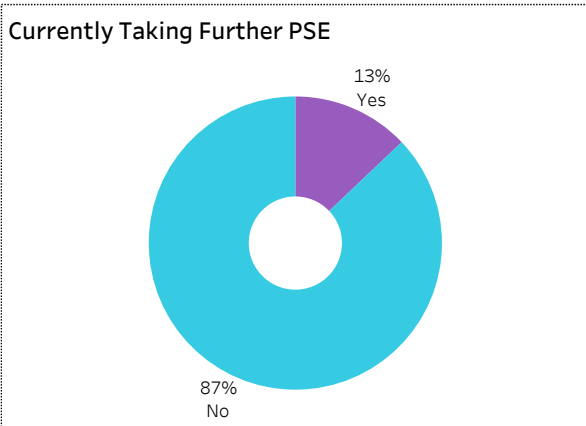
2019-20 Graduate Follow-up Survey Summary of Results (page 5/5) Further Post-Secondary Education



[Click on button to RESET Filters](#)

Number of Respondents
64

School: **Natural Resources & Built Environment** | Program: **All** | Credential: **All** | Admin Campus: **All** | Base/CE: **All** | Indigenous: **All**



Among the students who pursued further education, 25% indicated the program was not related to the one they completed at Sask Polytech. Common reasons cited by the graduates who were studying in an unrelated field were to be able to change career choice, to have more/better career choices, and difficulty of finding employment in their previous field of study.

Institutional Research and Analysis

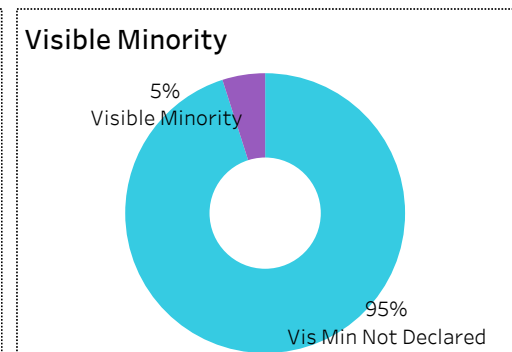
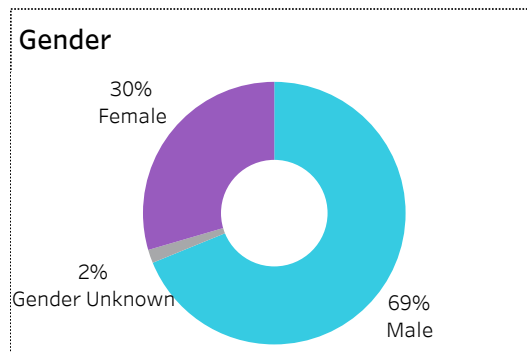
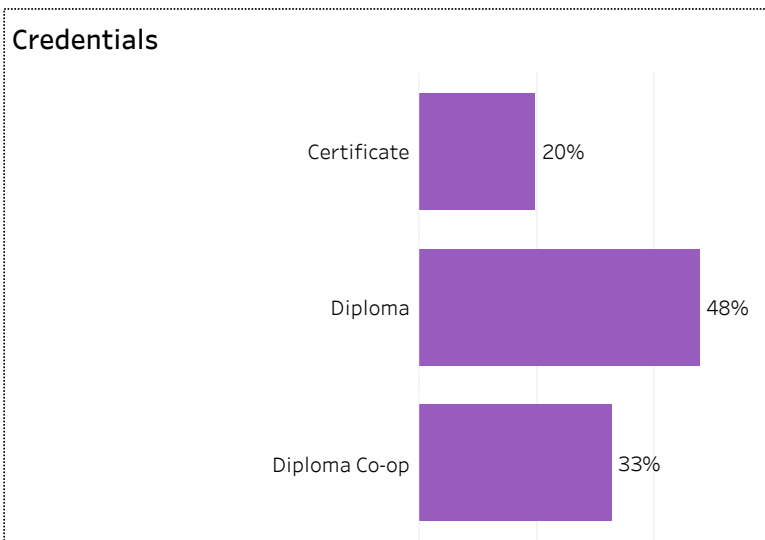
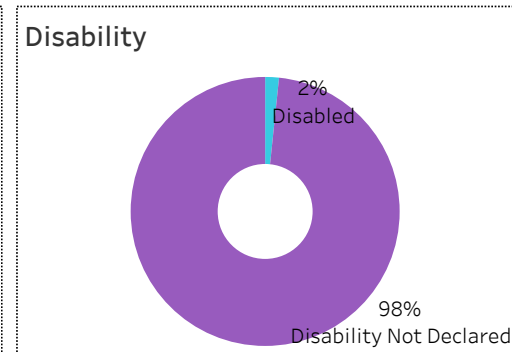
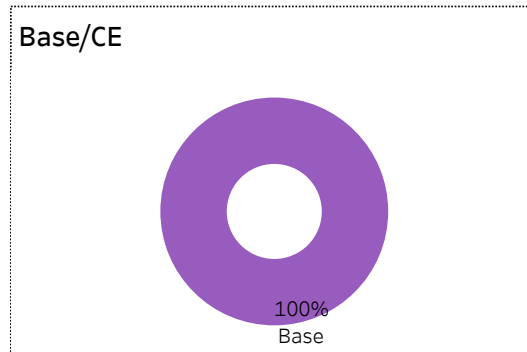
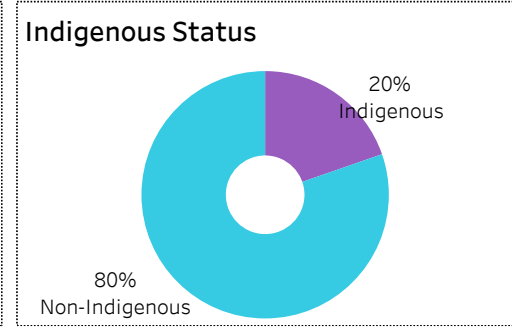
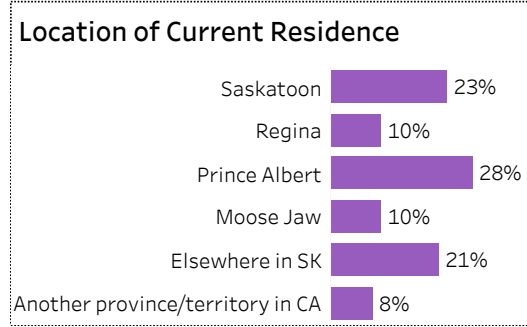


2019-20 Graduate Follow-up Survey Summary of Results (page 1/5) Respondent Profile



[Click on button to RESET Filters](#)

Number of Respondents **61** | School: **Natural Resources & Built Environment** | Program: **All** | Credential: **All** | Admin Campus: **All** | Base/CE: **Base** | Indigenous: **All**





2019-20 Graduate Follow-up Survey Summary of Results (page 2/5) Graduate Employment



[Click on button to RESET Filters](#)

Number of Respondents
61

School: **Natural Resources & Built Environment** | Program: **All** | Credential: **All** | Admin Campus: **All** | Base/CE: **Base** | Indigenous: **All**

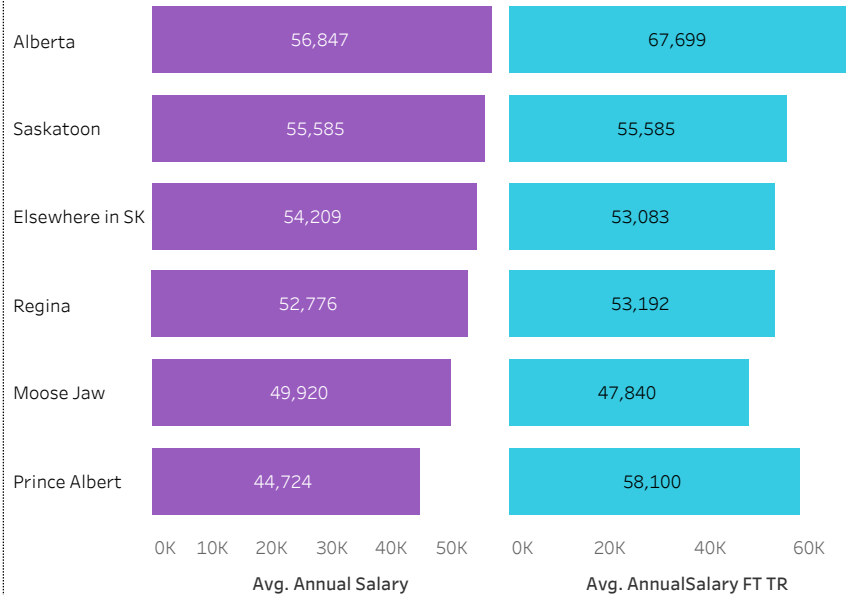
Overall Employment Rate

#Available Workforce	# of Grads Employed	Employment Rate	# of Fulltime Employed Grads	Full-time Employment Rate
55	51	93%	50	91%

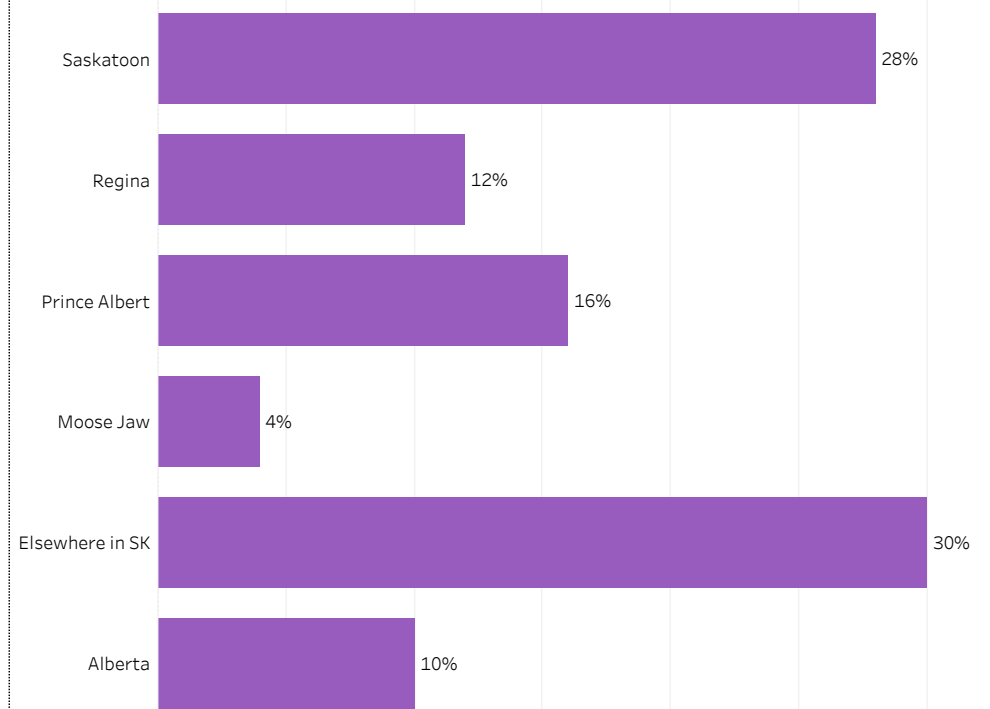
Training Related (TR) Employment

#Available Workforce	# of TR Employed Grads	TR Employment Rate	# of Fulltime TR Employed Grads	Full-time TR Employment Rate
55	41	75%	40	73%

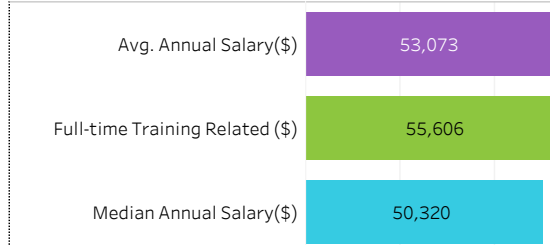
Average Salaries by Location of Employment



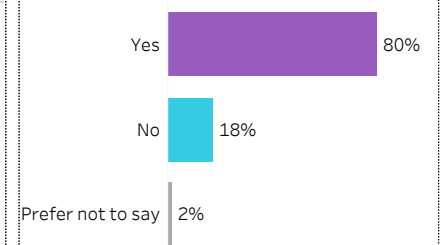
Location of Employment



Average/Median Salary



Relatedness of Job to Training



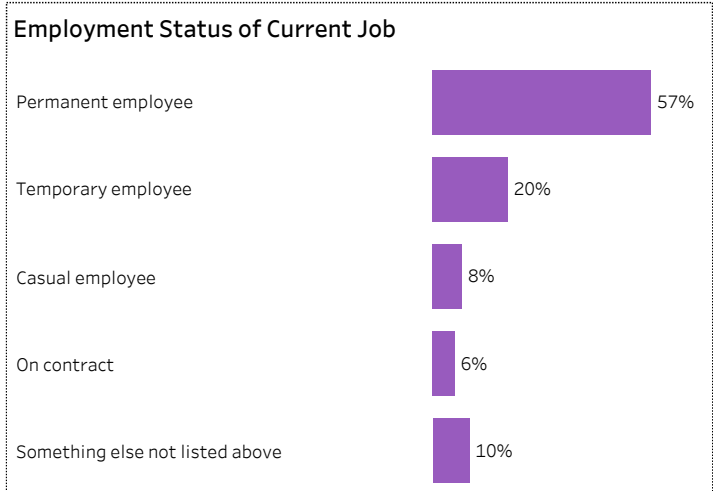
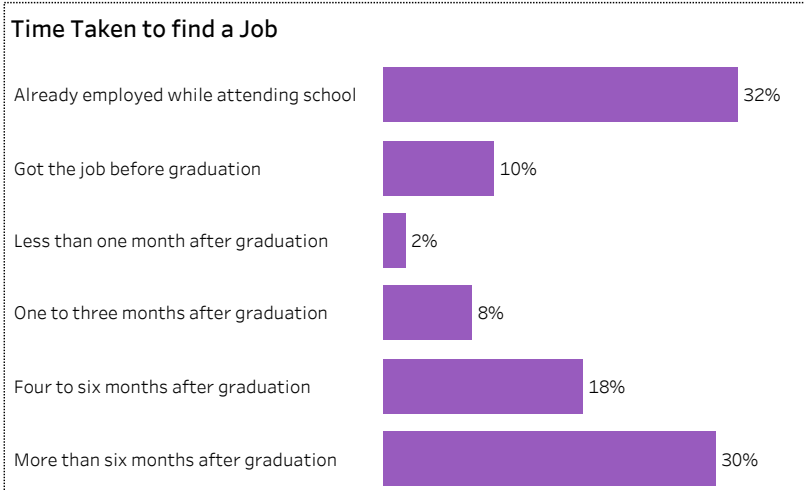
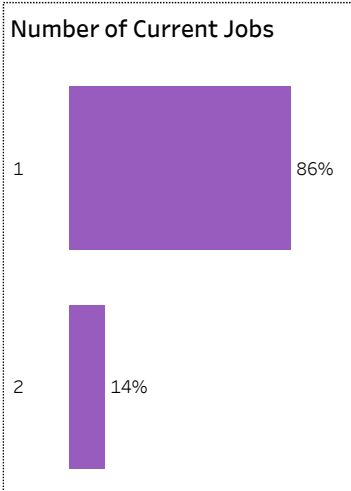
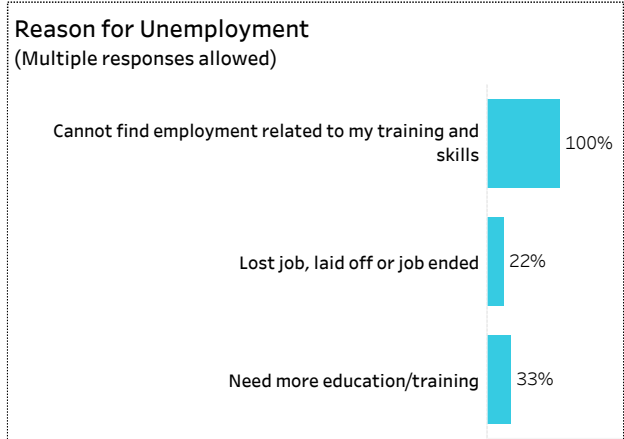
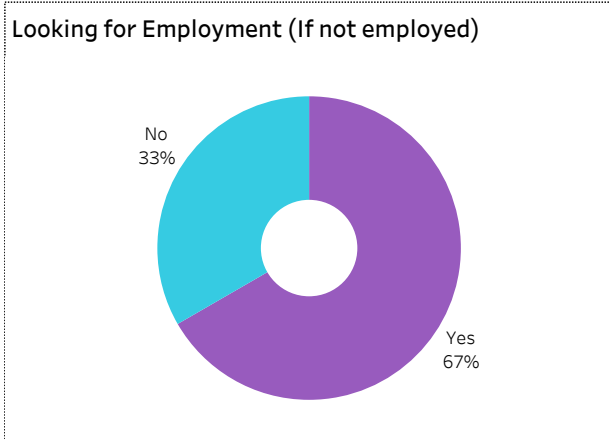
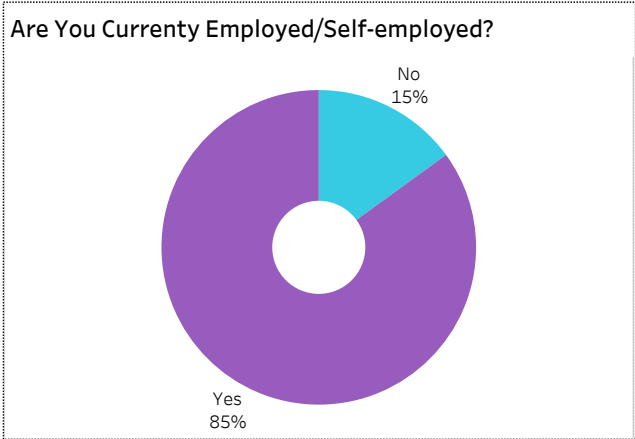


2019-20 Graduate Follow-up Survey Summary of Results (page 3/5) Graduate Employment (continued)



[Click on button to RESET Filters](#)

Number of Respondents: **61** | School: **Natural Resources & Built Environment** | Program: **All** | Credential: **All** | Admin Campus: **All** | Base/CE: **Base** | Indigenous: **All**





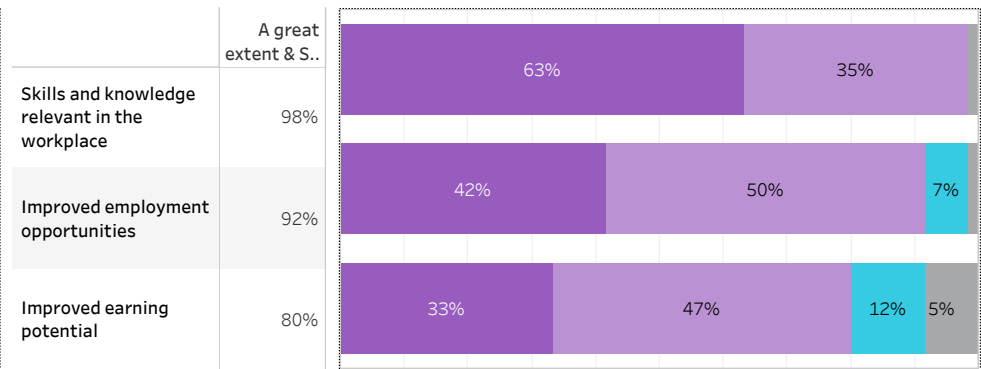
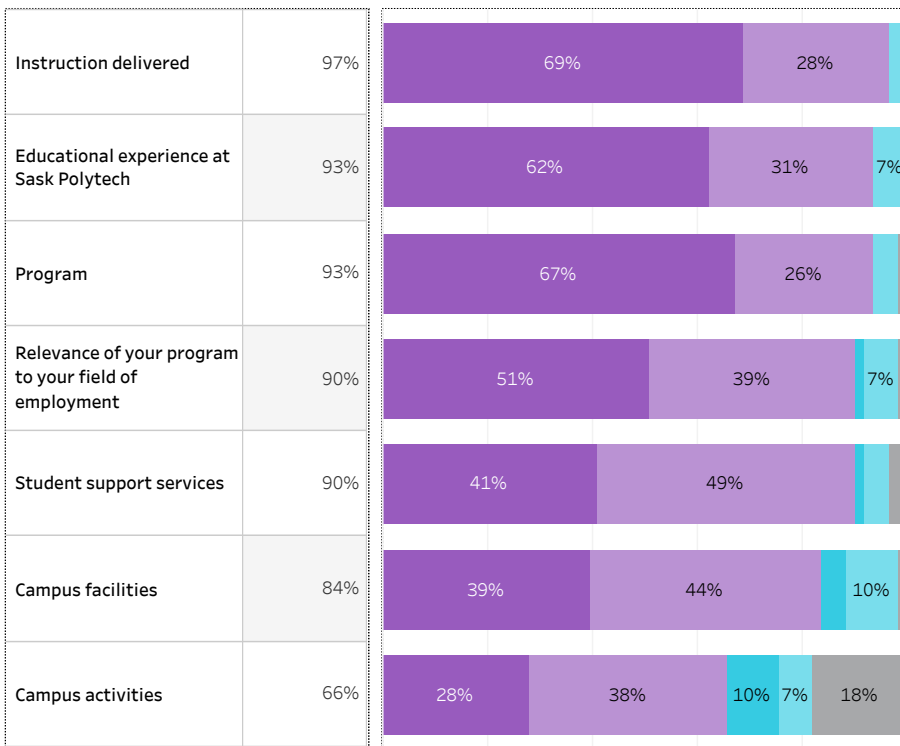
2019-20 Graduate Follow-up Survey Summary of Results (page 4/5) Satisfaction and Program Benefits



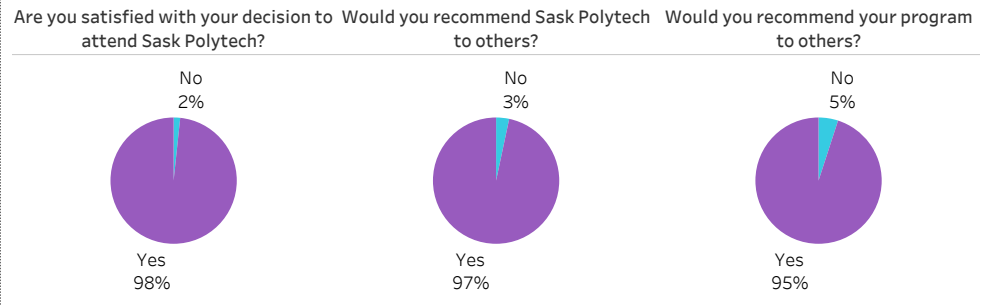
Click on button to RESET Filters

Number of Respondents 61	School: Natural Resources & Built Environment Program: All Credential: All Admin Campus: All Base/CE: Base Indigenous: All
------------------------------------	--

Level of Satisfaction	Very Satisfied & Somewhat Satisfied	<ul style="list-style-type: none"> Very satisfied Somewhat satisfied Very dissatisfied Somewhat dissatisfied Not sure 	Program Benefits	A Great Extent & Some Extent	<ul style="list-style-type: none"> A great extent Some extent No extent at all Not sure Not applicable
------------------------------	-------------------------------------	--	-------------------------	------------------------------	---



Satisfaction with Sask Polytech



Institutional Research and Analysis



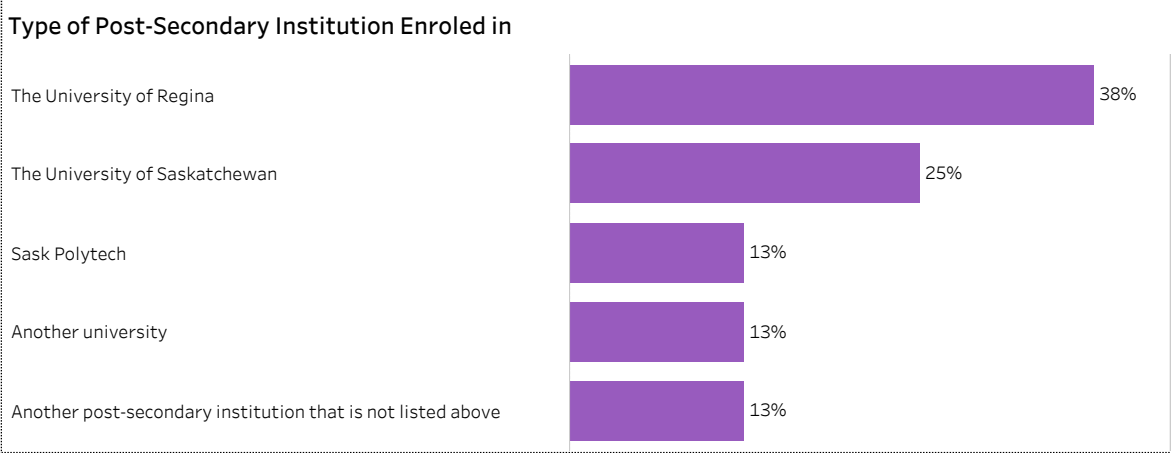
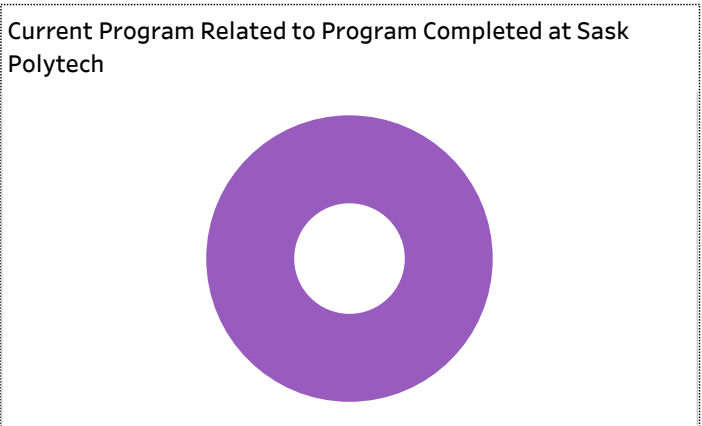

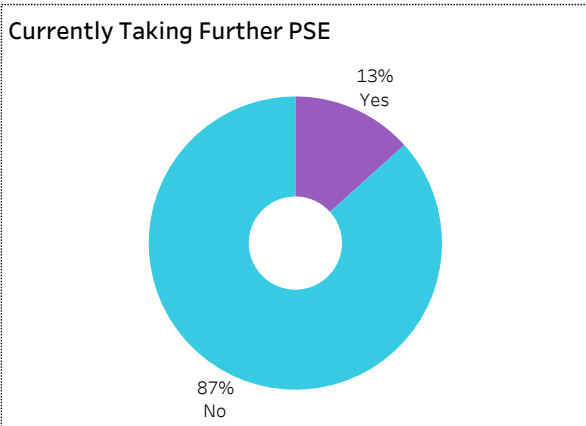
2019-20 Graduate Follow-up Survey Summary of Results (page 5/5) Further Post-Secondary Education



[Click on button to RESET Filters](#)

Number of Respondents
61

School: **Natural Resources & Built Environment** | Program: **All** | Credential: **All** | Admin Campus: **All** | Base/CE: **Base** | Indigenous: **All**



Among the students who pursued further education, 25% indicated the program was not related to the one they completed at Sask Polytech. Common reasons cited by the graduates who were studying in an unrelated field were to be able to change career choice, to have more/better career choices, and difficulty of finding employment in their previous field of study.

Institutional Research and Analysis

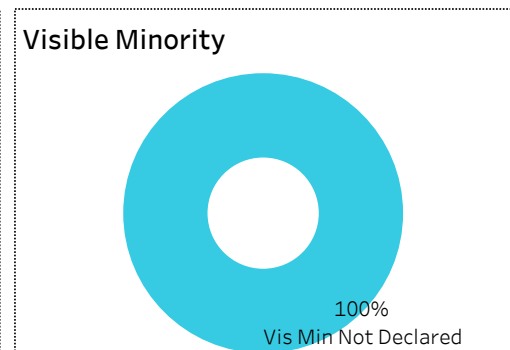
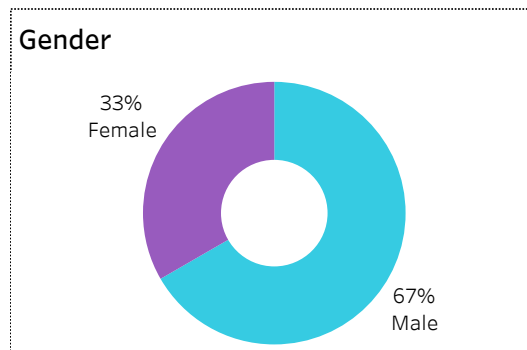
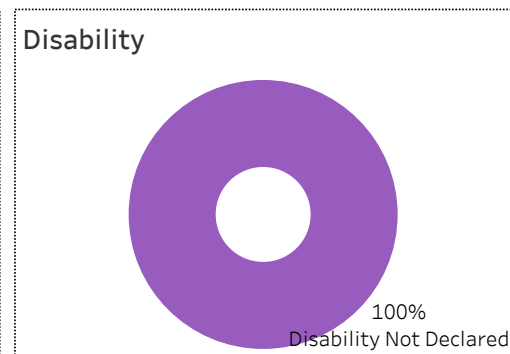
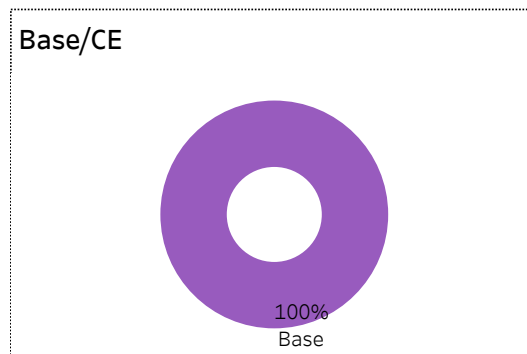
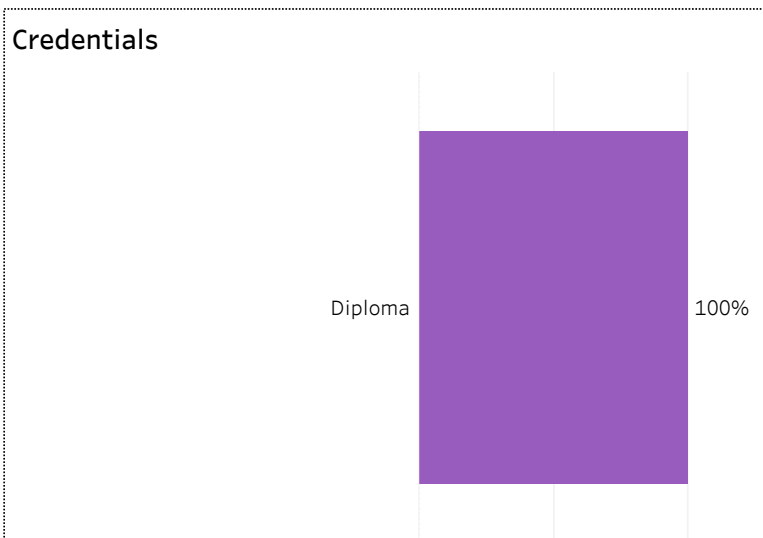
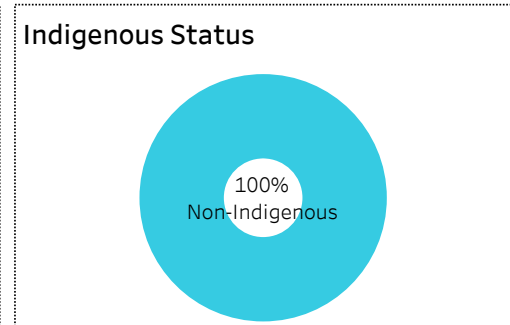
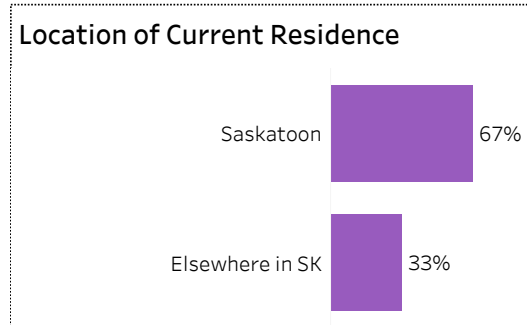



2019-20 Graduate Follow-up Survey Summary of Results (page 1/5) Respondent Profile



[Click on button to RESET Filters](#)

Number of Respondents **3** | School: **Natural Resources & Built Environment** | Program: **BioScience Technology** | Credential: **Diploma** | Admin Campus: **Saskatoon** | Base/CE: **Base** | Indigenous: **Non-Indigenous**





2019-20 Graduate Follow-up Survey Summary of Results (page 2/5) Graduate Employment



[Click on button to RESET Filters](#)

Number of Respondents
3

School: **Natural Resources & Built Environment** | Program: **BioScience Technology** | Credential: **Diploma** | Admin Campus: **Saskatoon** |
Base/CE: **Base** | Indigenous: **Non-Indigenous**

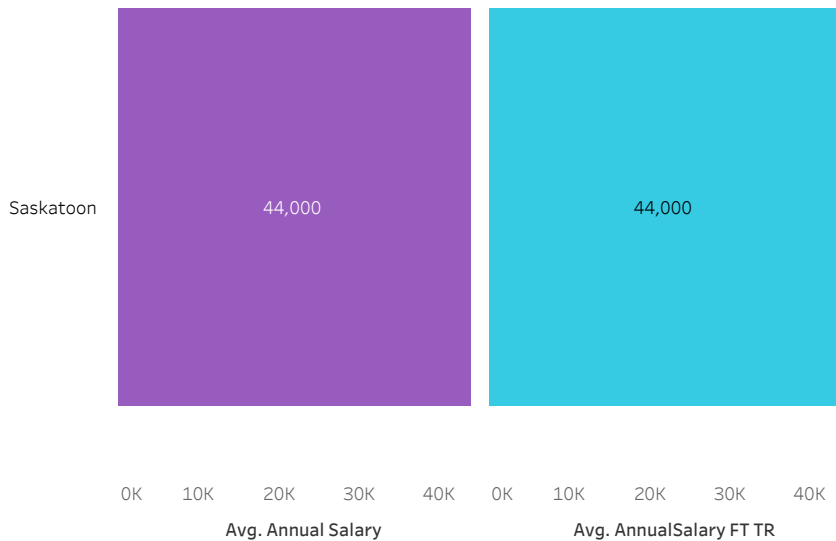
Overall Employment Rate

#Available Workforce	# of Grads Employed	Employment Rate	# of Fulltime Employed Grads	Full-time Employment Rate
2	2	100%	2	100%

Training Related (TR) Employment

#Available Workforce	# of TR Employed Grads	TR Employment Rate	# of Fulltime TR Employed Grads	Full-time TR Employment Rate
2	1	50%	1	50%


Average Salaries by Location of Employment



Location of Employment



Average/Median Salary



Relatedness of Job to Training





2019-20 Graduate Follow-up Survey

Summary of Results (page 3/5)

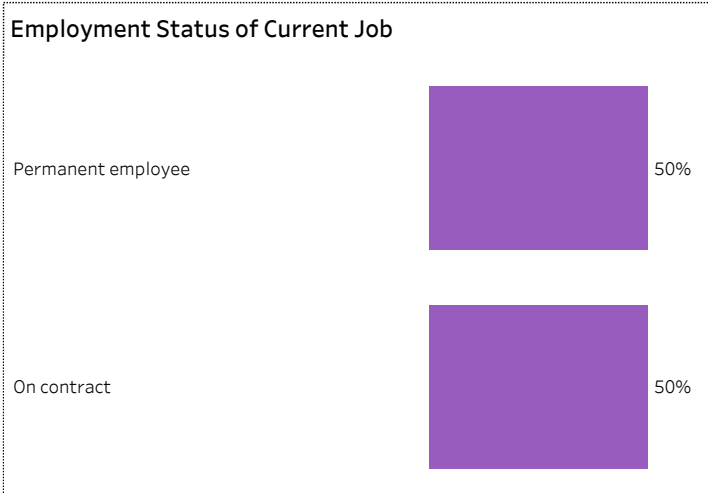
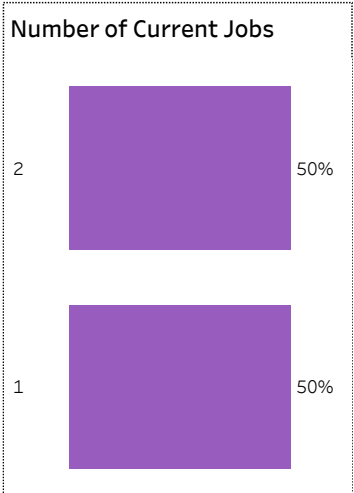
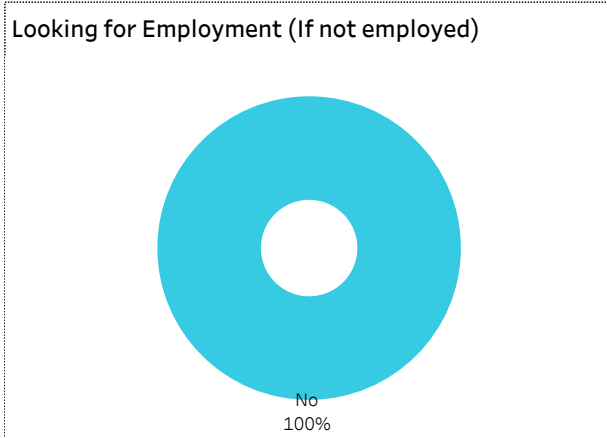
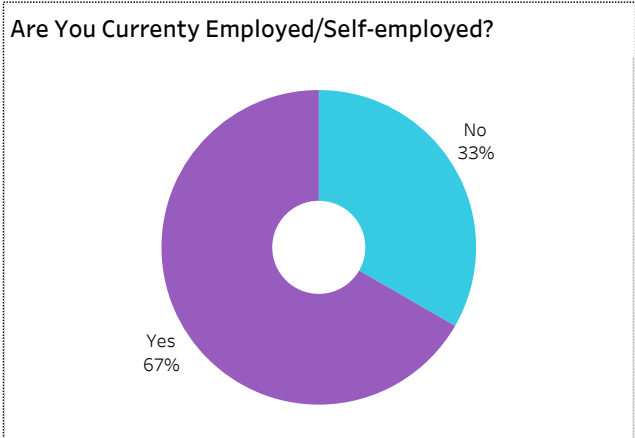
Graduate Employment (continued)



[Click on button to RESET Filters](#)

Number of Respondents: **3**

School: **Natural Resources & Built Environment** | Program: **BioScience Technology** | Credential: **Diploma** | Admin Campus: **Saskatoon**
| Base/CE: **Base** | Indigenous: **Non-Indigenous**





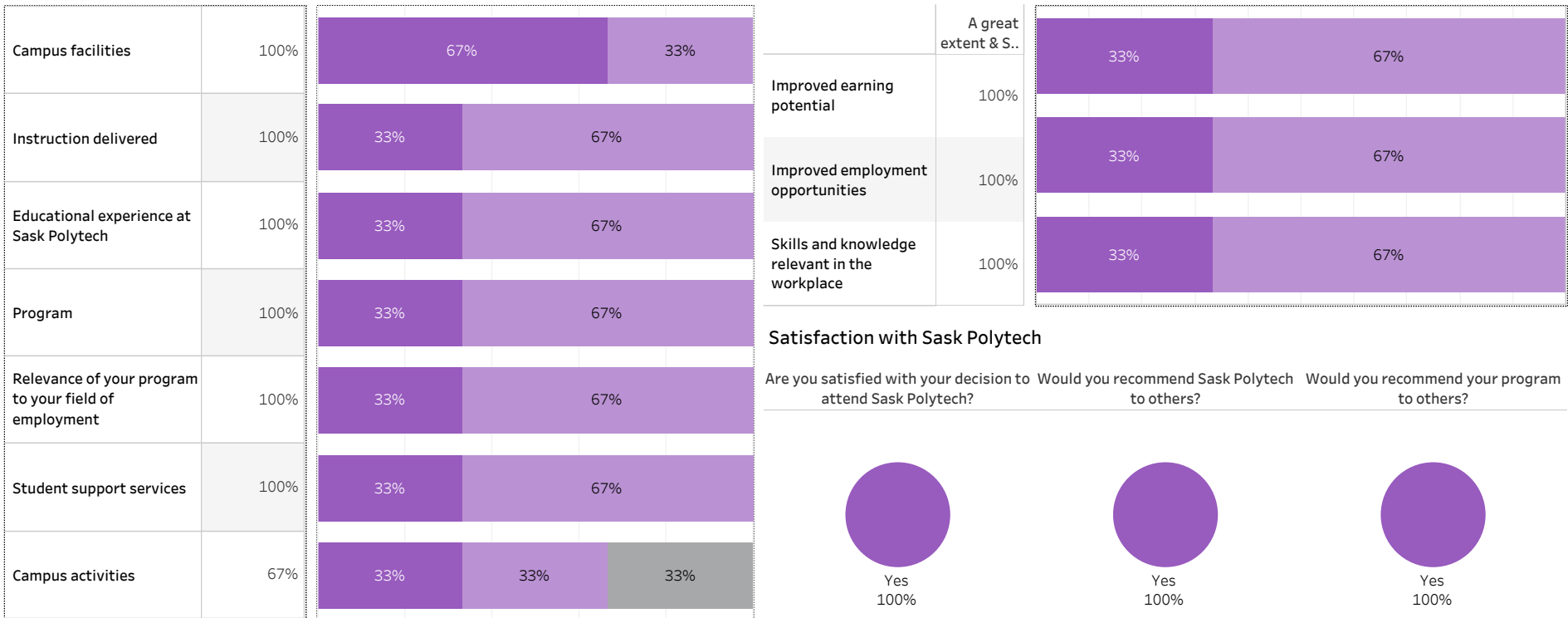
2019-20 Graduate Follow-up Survey Summary of Results (page 4/5) Satisfaction and Program Benefits



Click on button to RESET Filters

Number of Respondents 3	School: Natural Resources & Built Environment Program: BioScience Technology Credential: Diploma Admin Campus: Saskatoon Base/CE: Base Indigenous: Non-Indigenous
-----------------------------------	--

Level of Satisfaction	Very Satisfied & Somewhat Satisfied	<ul style="list-style-type: none"> Very satisfied Somewhat satisfied Not sure 	Program Benefits	A Great Extent & Some Extent	<ul style="list-style-type: none"> Some extent A great extent



Institutional Research and Analysis



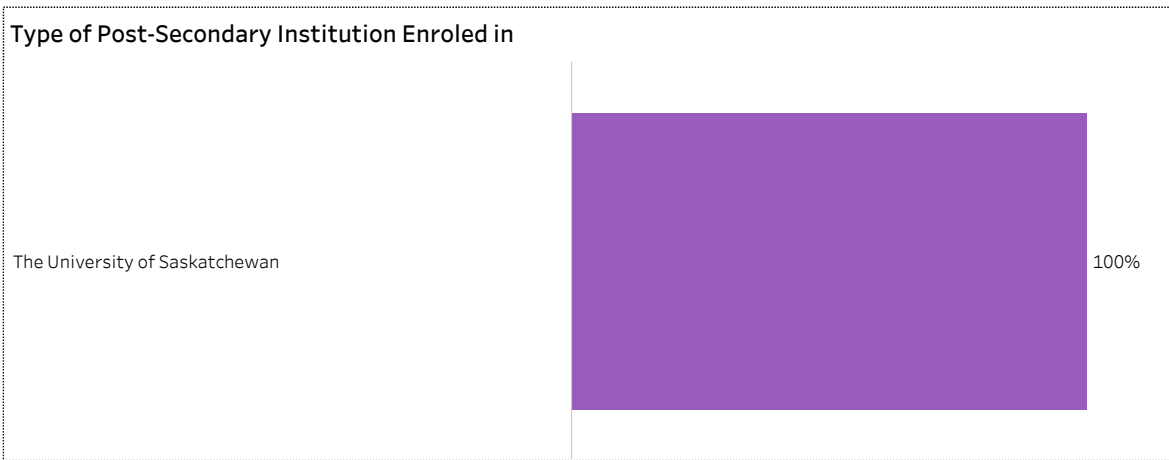
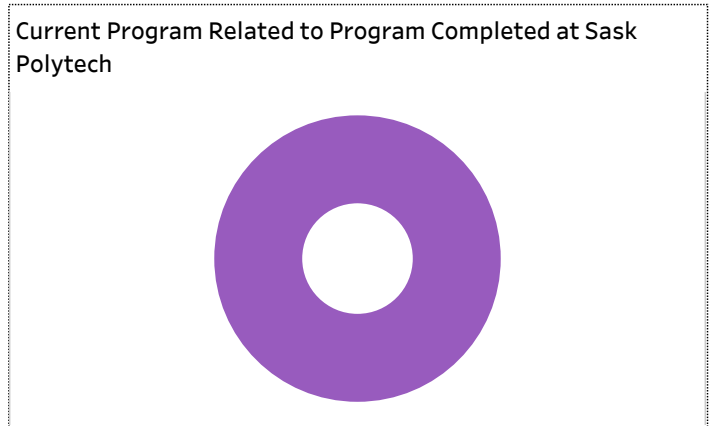

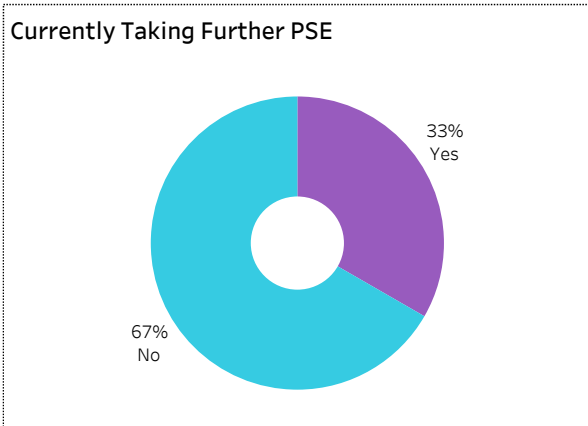
2019-20 Graduate Follow-up Survey Summary of Results (page 5/5) Further Post-Secondary Education



[Click on button to RESET Filters](#)

Number of Respondents
3

School: **Natural Resources & Built Environment** | Program: **BioScience Technology** | Credential: **Diploma** | Admin Campus: **Saskatoon**
| Base/CE: **Base** | Indigenous: **Non-Indigenous**



Among the students who pursued further education, 25% indicated the program was not related to the one they completed at Sask Polytech. Common reasons cited by the graduates who were studying in an unrelated field were to be able to change career choice, to have more/better career choices, and difficulty of finding employment in their previous field of study.

Institutional Research and Analysis

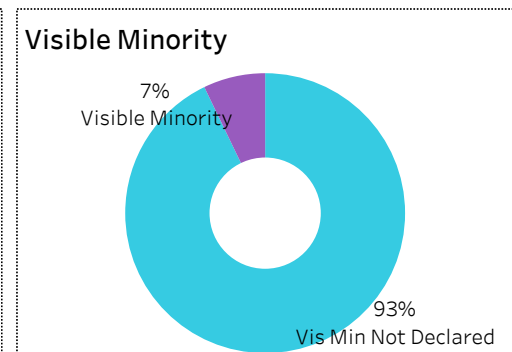
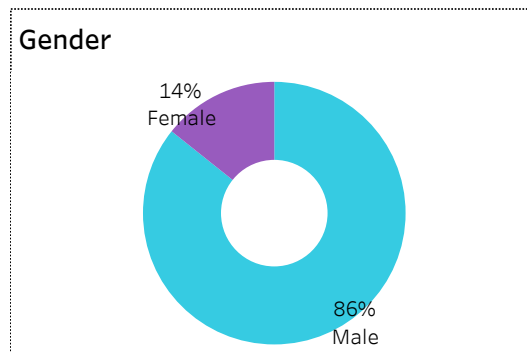
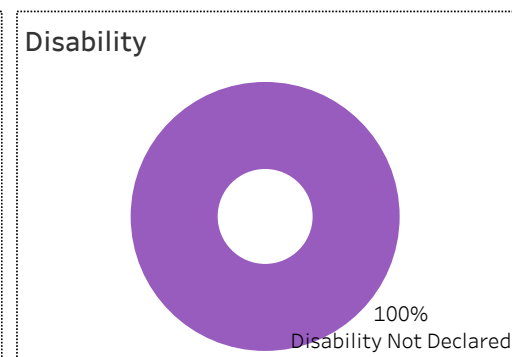
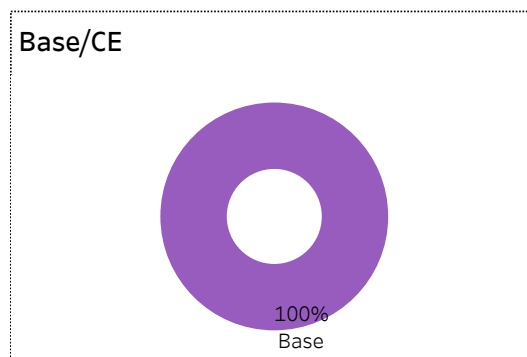
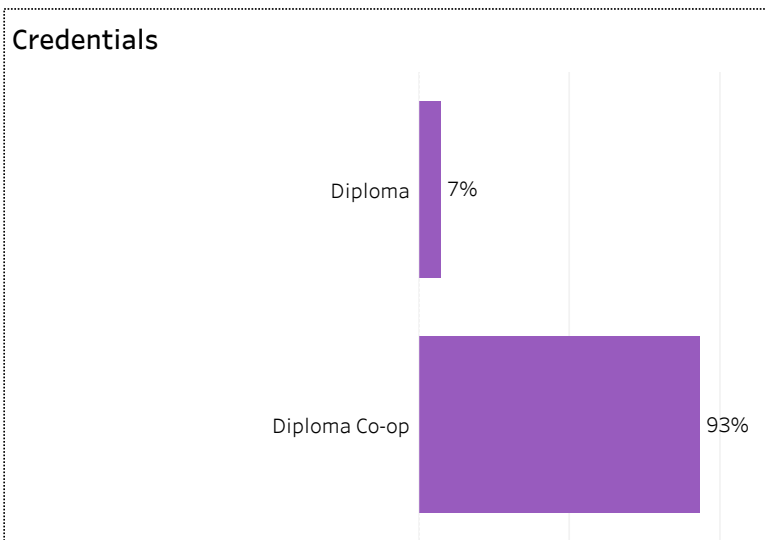
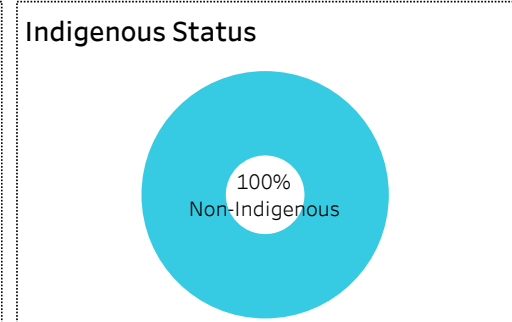
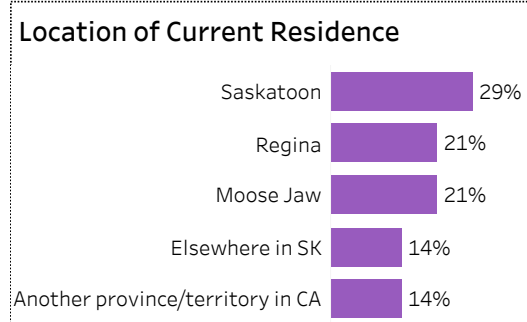



2019-20 Graduate Follow-up Survey Summary of Results (page 1/5) Respondent Profile



[Click on button to RESET Filters](#)

Number of Respondents **14** | School: **Natural Resources & Built Environment** | Program: **Civil Engineering Technologies** | Credential: **All** | Admin Campus: **Moose Jaw** | Base/CE: **Base** | Indigenous: **Non-Indigenous**





2019-20 Graduate Follow-up Survey Summary of Results (page 2/5) Graduate Employment



[Click on button to RESET Filters](#)

Number of Respondents
14

School: **Natural Resources & Built Environment** | Program: **Civil Engineering Technologies** | Credential: **All** | Admin Campus: **Moose Jaw** |
Base/CE: **Base** | Indigenous: **Non-Indigenous**

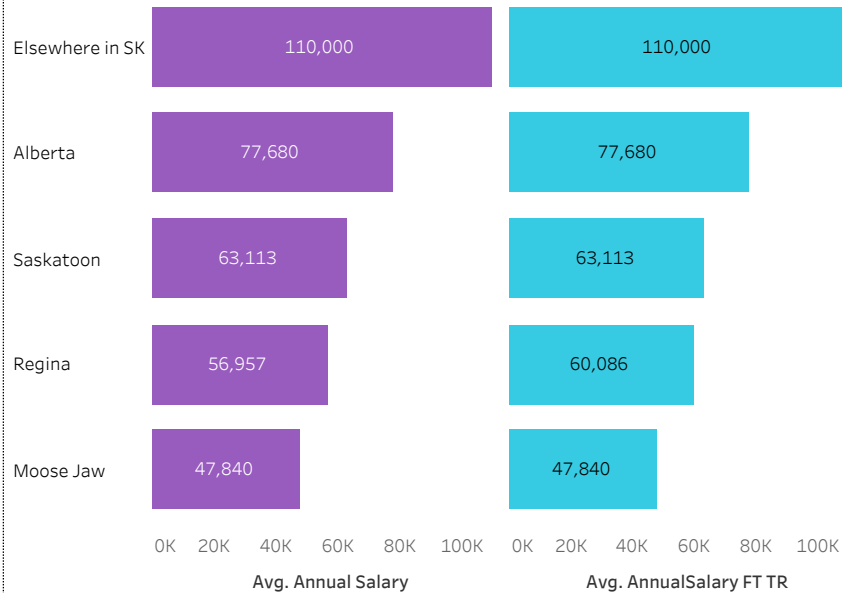
Overall Employment Rate

#Available Workforce	# of Grads Employed	Employment Rate	# of Fulltime Employed Grads	Full-time Employment Rate
13	13	100%	13	100%

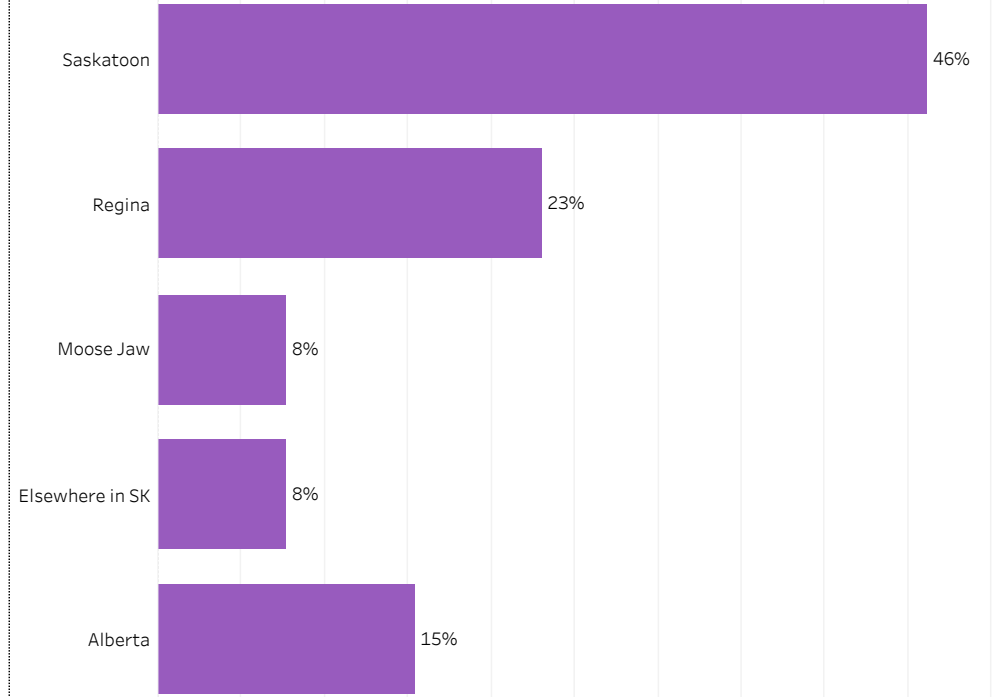
Training Related (TR) Employment

#Available Workforce	# of TR Employed Grads	TR Employment Rate	# of Fulltime TR Employed Grads	Full-time TR Employment Rate
13	12	92%	12	92%

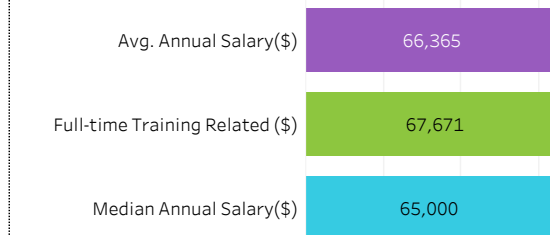
Average Salaries by Location of Employment



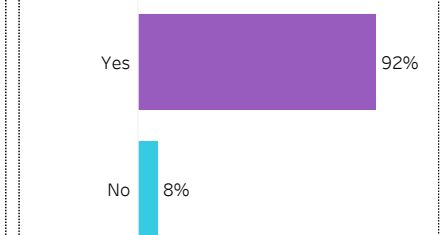
Location of Employment



Average/Median Salary



Relatedness of Job to Training



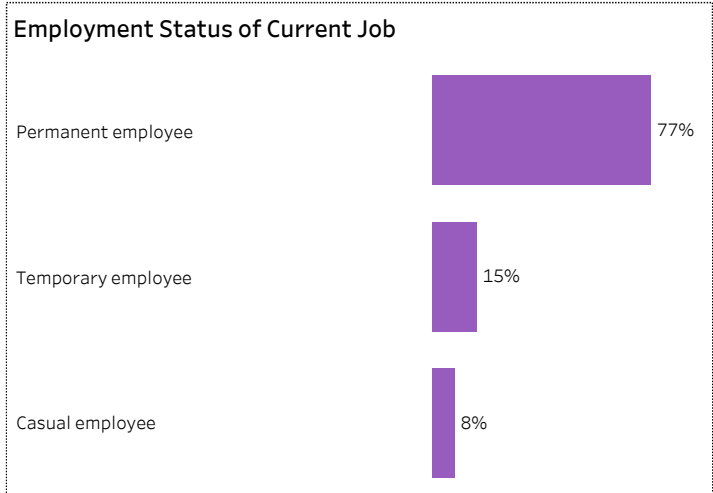
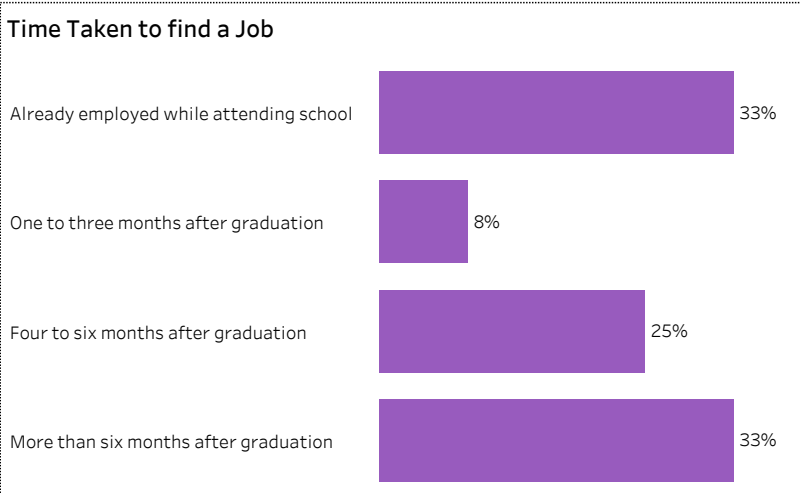
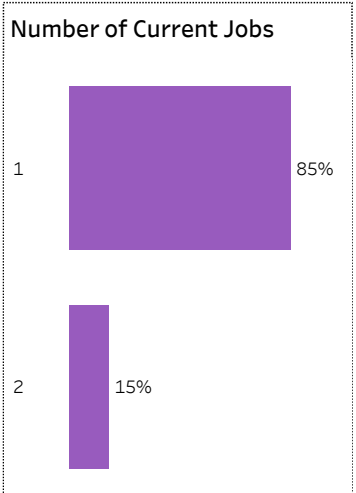
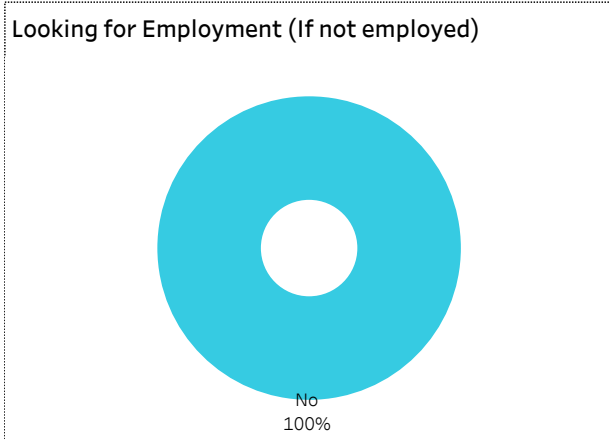
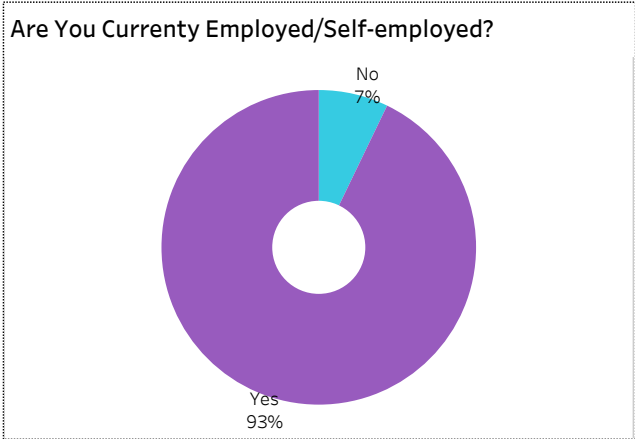


2019-20 Graduate Follow-up Survey Summary of Results (page 3/5) Graduate Employment (continued)



[Click on button to RESET Filters](#)

Number of Respondents: **14**
School: **Natural Resources & Built Environment** | Program: **Civil Engineering Technologies** | Credential: **All** | Admin Campus: **Moose Jaw** | Base/CE: **Base** | Indigenous: **Non-Indigenous**





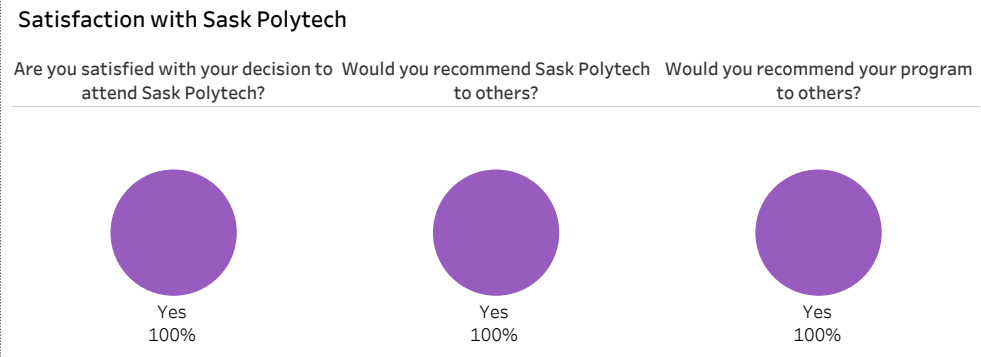
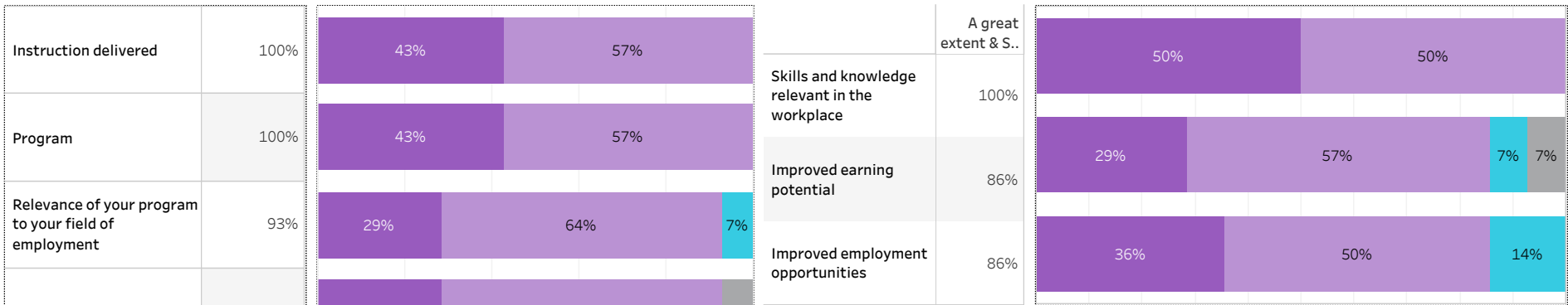
2019-20 Graduate Follow-up Survey Summary of Results (page 4/5) Satisfaction and Program Benefits



Click on button to RESET Filters

Number of Respondents 14	School: Natural Resources & Built Environment Program: Civil Engineering Technologies Credential: All Admin Campus: Moose Jaw Base/CE: Base Indigenous: Non-Indigenous
------------------------------------	--

Level of Satisfaction	Very Satisfied & Somewhat Satisfied	<ul style="list-style-type: none"> Very satisfied Somewhat satisfied Very dissatisfied Somewhat dissatisfied Not sure 	Program Benefits	A Great Extent & Some Extent	<ul style="list-style-type: none"> No extent at all Some extent A great extent Not sure
------------------------------	-------------------------------------	--	-------------------------	------------------------------	---



Institutional Research and Analysis



2019-20 Graduate Follow-up Survey Summary of Results (page 5/5) Further Post-Secondary Education

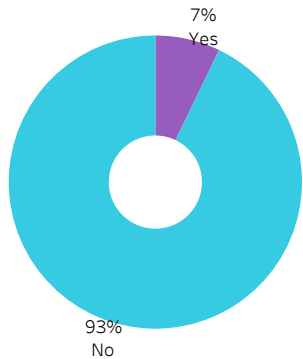


[Click on button to RESET Filters](#)


Number of Respondents
14

School: **Natural Resources & Built Environment** | Program: **Civil Engineering Technologies** | Credential: **All** | Admin Campus: **Moose Jaw** | Base/CE: **Base** | Indigenous: **Non-Indigenous**


Currently Taking Further PSE



Enrolment Status



Current Program Related to Program Completed at Sask Polytech



Type of Post-Secondary Institution Enroled in



Among the students who pursued further education, 25% indicated the program was not related to the one they completed at Sask Polytech. Common reasons cited by the graduates who were studying in an unrelated field were to be able to change career choice, to have more/better career choices, and difficulty of finding employment in their previous field of study.

Institutional Research and Analysis

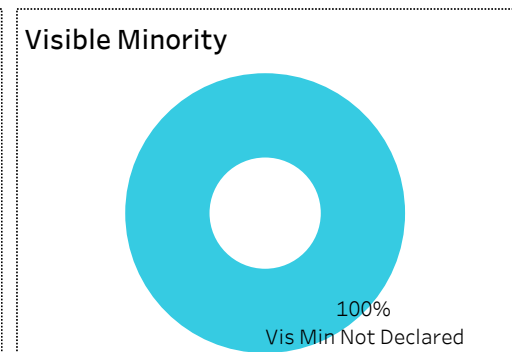
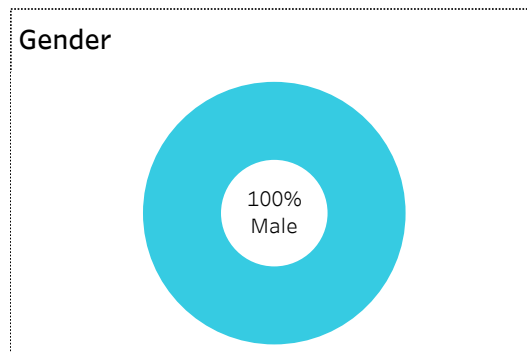
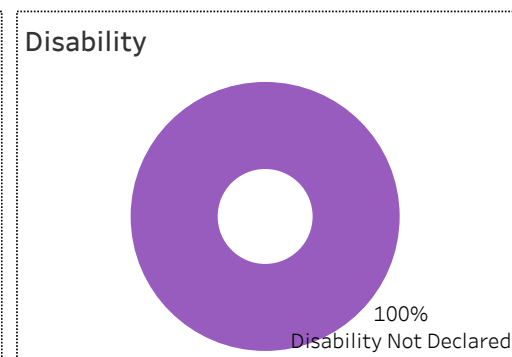
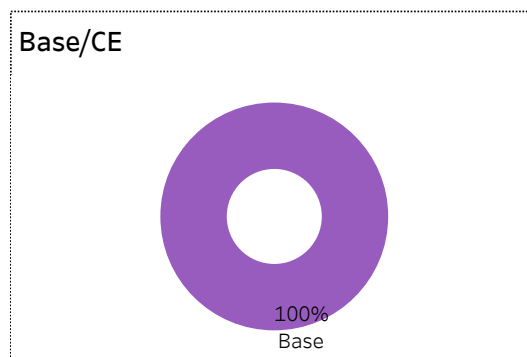
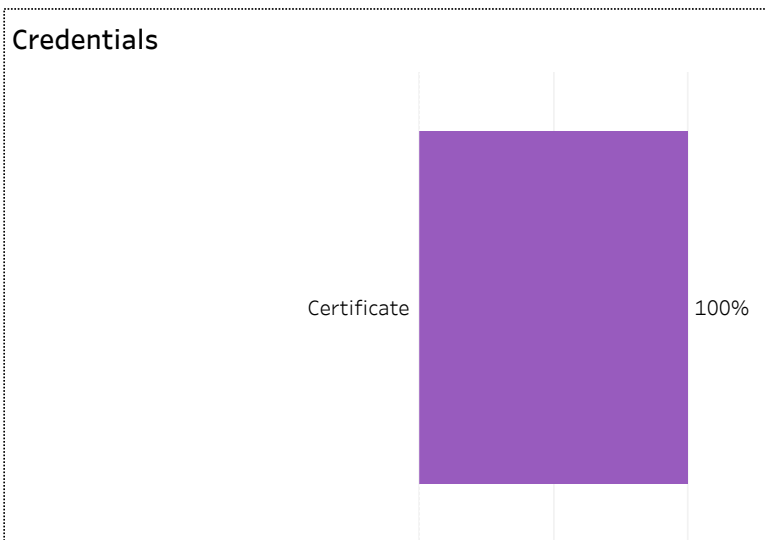
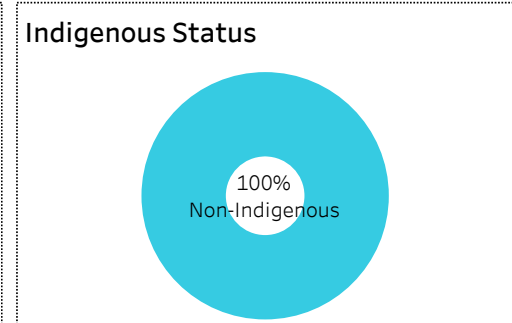
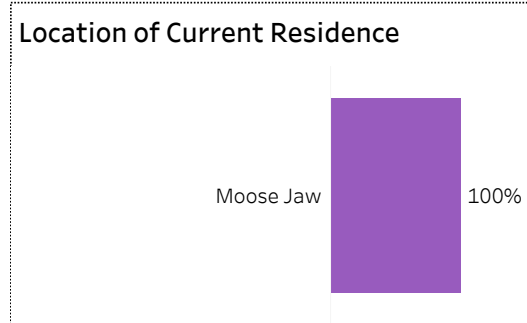


2019-20 Graduate Follow-up Survey Summary of Results (page 1/5) Respondent Profile



[Click on button to RESET Filters](#)

Number of Respondents: **1**
School: **Natural Resources & Built Environment** | Program: **Civil Technician** | Credential: **Certificate** | Admin
Campus: **Moose Jaw** | Base/CE: **Base** | Indigenous: **Non-Indigenous**





2019-20 Graduate Follow-up Survey Summary of Results (page 2/5) Graduate Employment



[Click on button to RESET Filters](#)

Number of Respondents
1

School: **Natural Resources & Built Environment** | Program: **Civil Technician** | Credential: **Certificate** | Admin Campus: **Moose Jaw** | Base/CE: **Base** | Indigenous: **Non-Indigenous**

Overall Employment Rate

#Available Workforce	# of Grads Employed	Employment Rate	# of Fulltime Employed Grads	Full-time Employment Rate
1	1	100%	1	100%

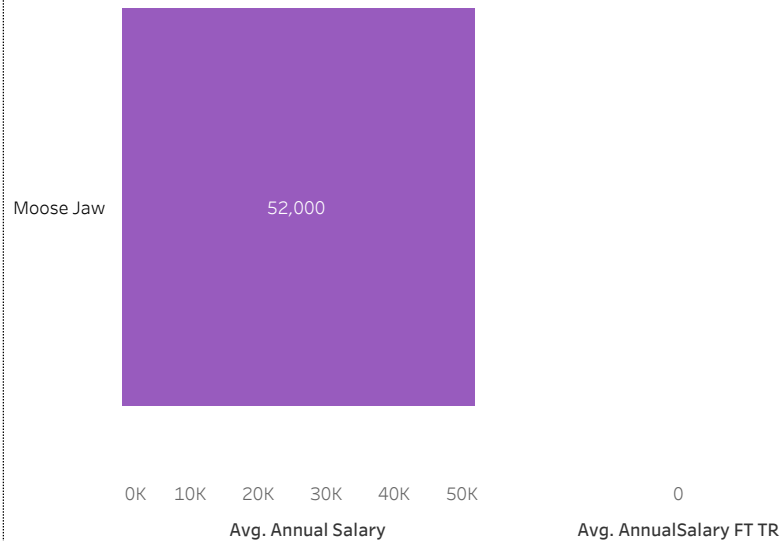
Training Related (TR) Employment

#Available Workforce	# of TR Employed Grads	TR Employment Rate	# of Fulltime TR Employed Grads	Full -time TR Employment Rate
1	0	0%	0	0%


Location of Employment




Average Salaries by Location of Employment



Average/Median Salary

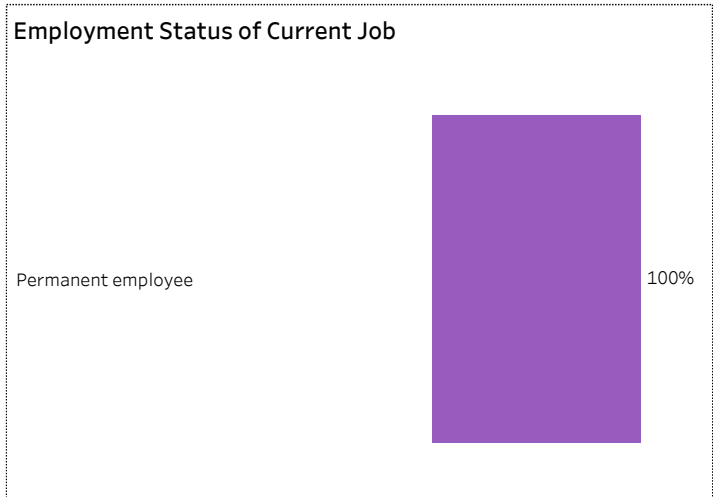
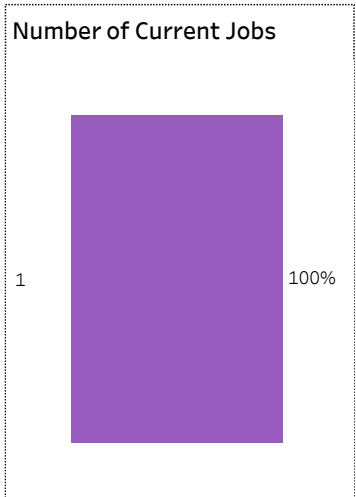

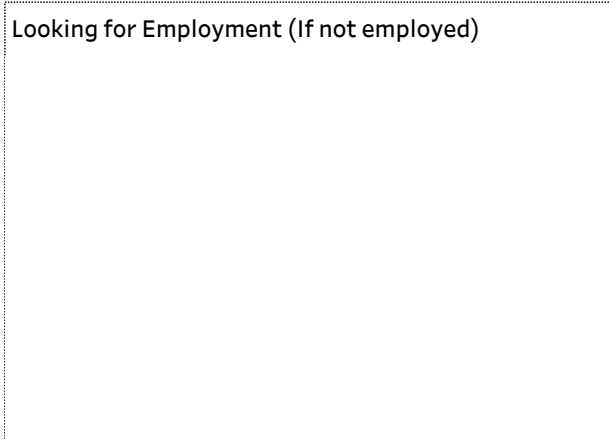
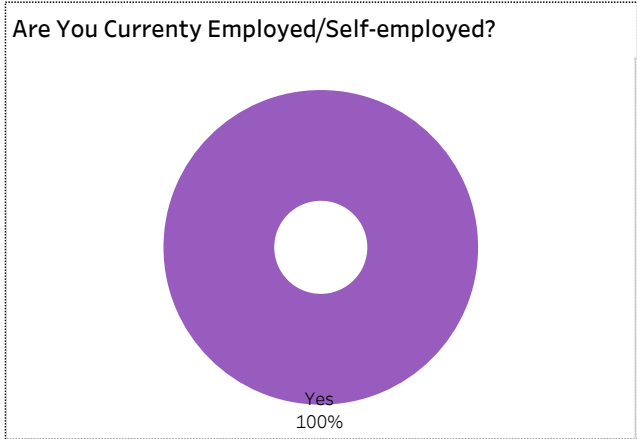


Relatedness of Job to Training



Number of Respondents: **1**

School: **Natural Resources & Built Environment** | Program: **Civil Technician** | Credential: **Certificate** | Admin Campus: **Moose Jaw** |
 Base/CE: **Base** | Indigenous: **Non-Indigenous**






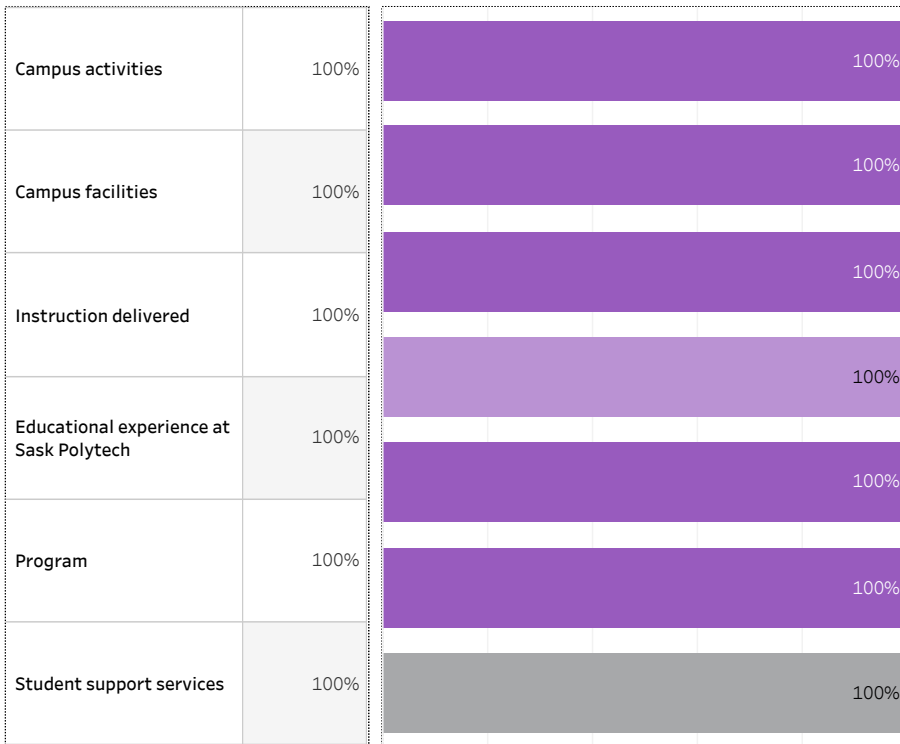
2019-20 Graduate Follow-up Survey Summary of Results (page 4/5) Satisfaction and Program Benefits



Click on button to RESET Filters

Number of Respondents 1	School: Natural Resources & Built Environment Program: Civil Technician Credential: Certificate Admin Campus: Moose Jaw Base/CE: Base Indigenous: Non-Indigenous
-----------------------------------	---

Level of Satisfaction	Very Satisfied & Somewhat Satisfied	<ul style="list-style-type: none"> Not sure Somewhat satisfied Very satisfied 	Program Benefits	A Great Extent & Some Extent	Not applicable
------------------------------	-------------------------------------	--	-------------------------	------------------------------	----------------



Satisfaction with Sask Polytech



Institutional Research and Analysis




2019-20 Graduate Follow-up Survey Summary of Results (page 5/5) Further Post-Secondary Education



[Click on button to RESET Filters](#)

Number of Respondents 1	School: Natural Resources & Built Environment Program: Civil Technician Credential: Certificate Admin Campus: Moose Jaw Base/CE: Base Indigenous: Non-Indigenous
-----------------------------------	---

Currently Taking Further PSE 	Enrolment Status	Current Program Related to Program Completed at Sask Polytech
---	------------------	---

Type of Post-Secondary Institution Enroled in

Among the students who pursued further education, 25% indicated the program was not related to the one they completed at Sask Polytech. Common reasons cited by the graduates who were studying in an unrelated field were to be able to change career choice, to have more/better career choices, and difficulty of finding employment in their previous field of study.

Institutional Research and Analysis



2019-20 Graduate Follow-up Survey Summary of Results (page 1/5) Respondent Profile



[Click on button to RESET Filters](#)

Number of Respondents
7

School: **Natural Resources & Built Environment** | Program: **Environmental Engineering Technology** | Credential: **Diploma Co-op** | Admin Campus: **Moose Jaw** | Base/CE: **Base** | Indigenous: **All**

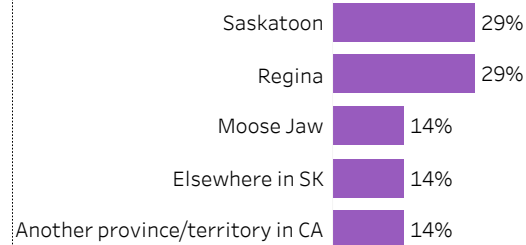
School

Natural Resources & Built Environment

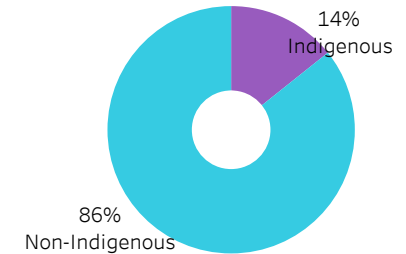
100%



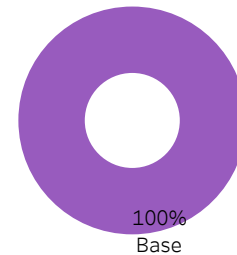
Location of Current Residence



Indigenous Status

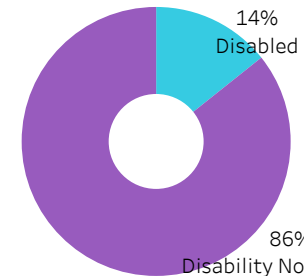


Base/CE



100%
Base

Disability



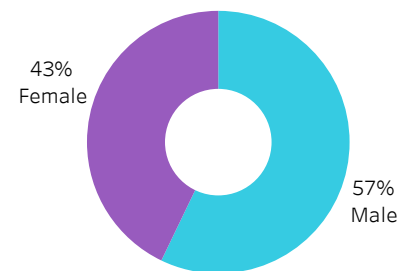
Credentials

Diploma Co-op

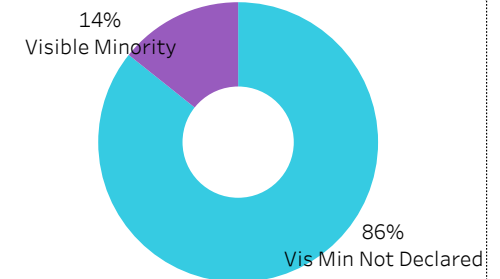
100%



Gender



Visible Minority





2019-20 Graduate Follow-up Survey Summary of Results (page 2/5) Graduate Employment



[Click on button to RESET Filters](#)

Number of Respondents
7

School: **Natural Resources & Built Environment** | Program: **Environmental Engineering Technology** | Credential: **Diploma Co-op** | Admin
Campus: **Moose Jaw** | Base/CE: **Base** | Indigenous: **All**

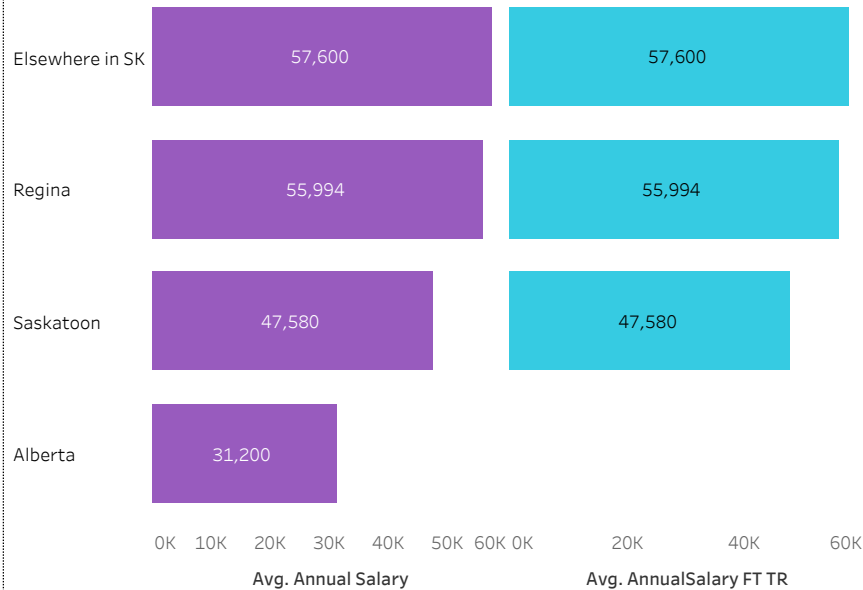
Overall Employment Rate

#Available Workforce	# of Grads Employed	Employment Rate	# of Fulltime Employed Grads	Full-time Employment Rate
6	6	100%	6	100%

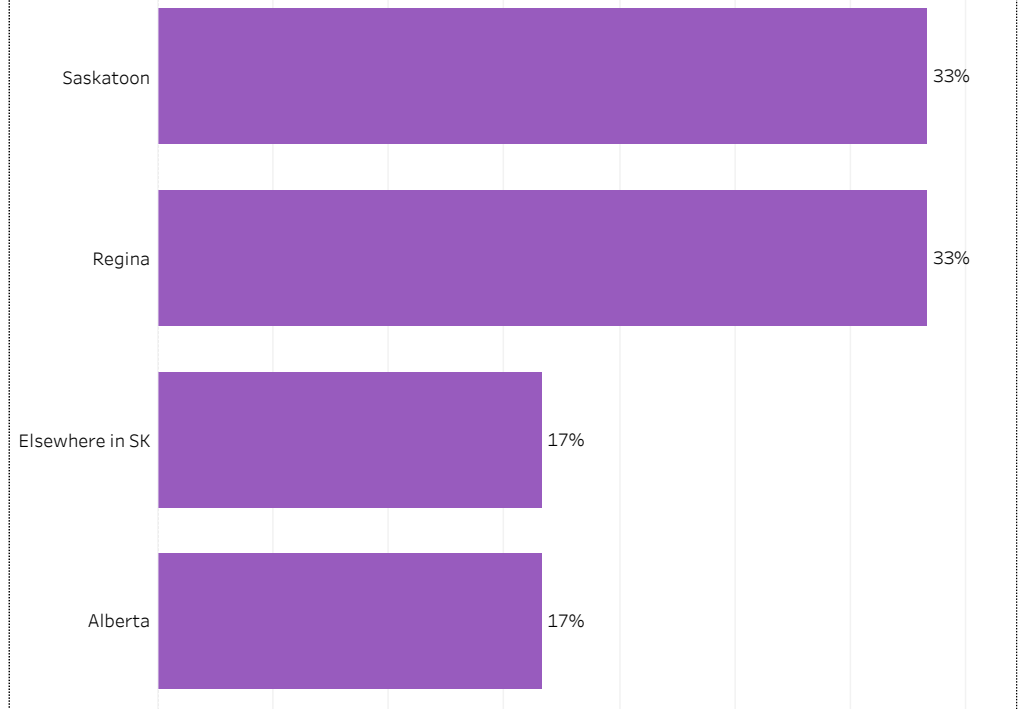
Training Related (TR) Employment

#Available Workforce	# of TR Employed Grads	TR Employment Rate	# of Fulltime TR Employed Grads	Full-time TR Employment Rate
6	5	83%	5	83%


Average Salaries by Location of Employment



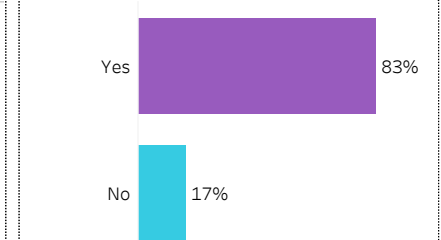
Location of Employment



Average/Median Salary



Relatedness of Job to Training





2019-20 Graduate Follow-up Survey

Summary of Results (page 3/5)

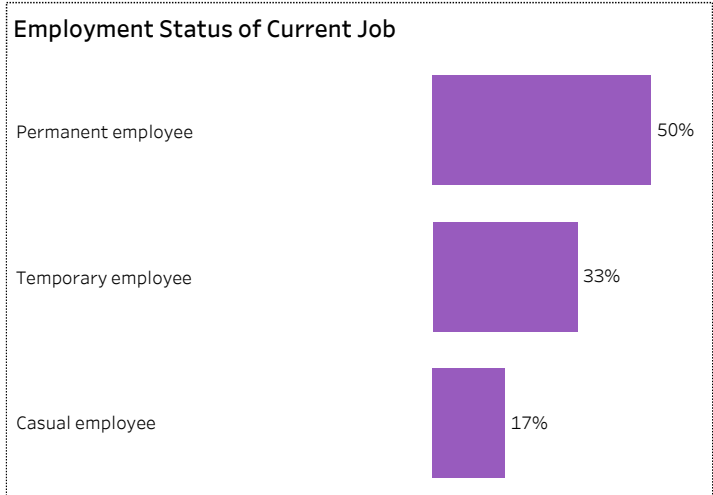
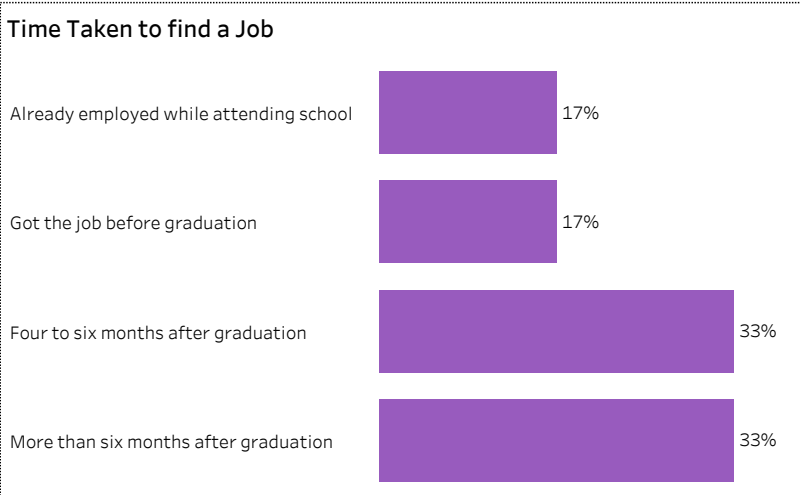
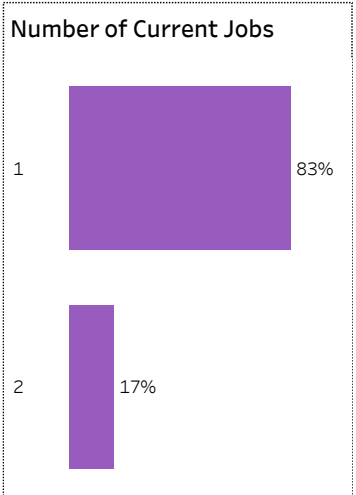
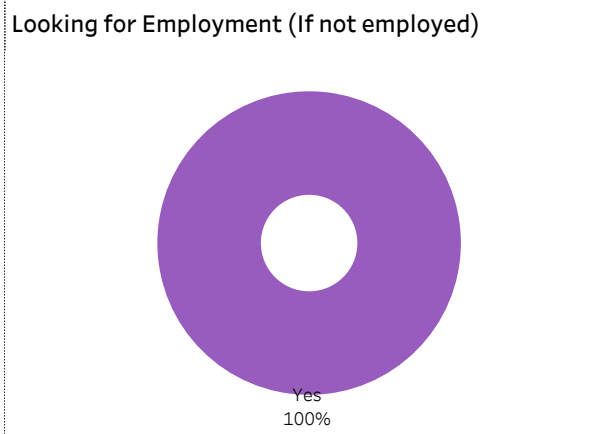
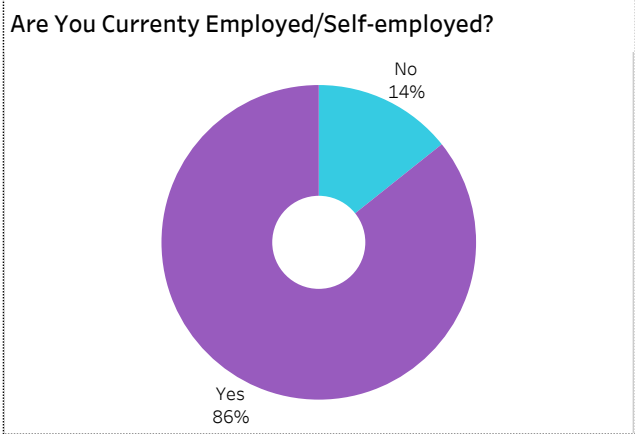
Graduate Employment (continued)



[Click on button to RESET Filters](#)

Number of Respondents: **7**

School: **Natural Resources & Built Environment** | Program: **Environmental Engineering Technology** | Credential: **Diploma Co-op** |
Admin Campus: **Moose Jaw** | Base/CE: **Base** | Indigenous: **All**





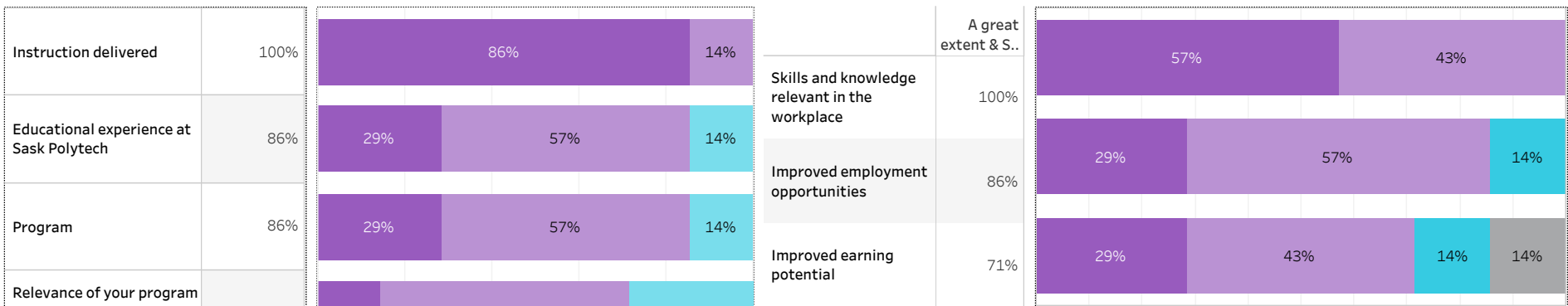
2019-20 Graduate Follow-up Survey Summary of Results (page 4/5) Satisfaction and Program Benefits



Click on button to RESET Filters

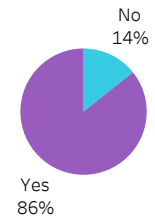
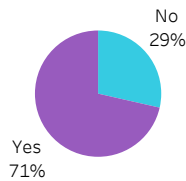
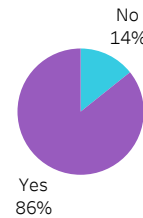
Number of Respondents 7	School: Natural Resources & Built Environment Program: Environmental Engineering Technology Credential: Diploma Co-op Admin Campus: Moose Jaw Base/CE: Base Indigenous: All
-----------------------------------	--

Level of Satisfaction	Very Satisfied & Somewhat Satisfied	Very satisfied Somewhat satisfied Very dissatisfied Somewhat dissatisfied Not sure	Program Benefits	A Great Extent & Some Extent	Not applicable No extent at all Some extent A great extent
------------------------------	-------------------------------------	--	-------------------------	------------------------------	---



Satisfaction with Sask Polytech

Are you satisfied with your decision to attend Sask Polytech? Would you recommend Sask Polytech to others? Would you recommend your program to others?



Institutional Research and Analysis



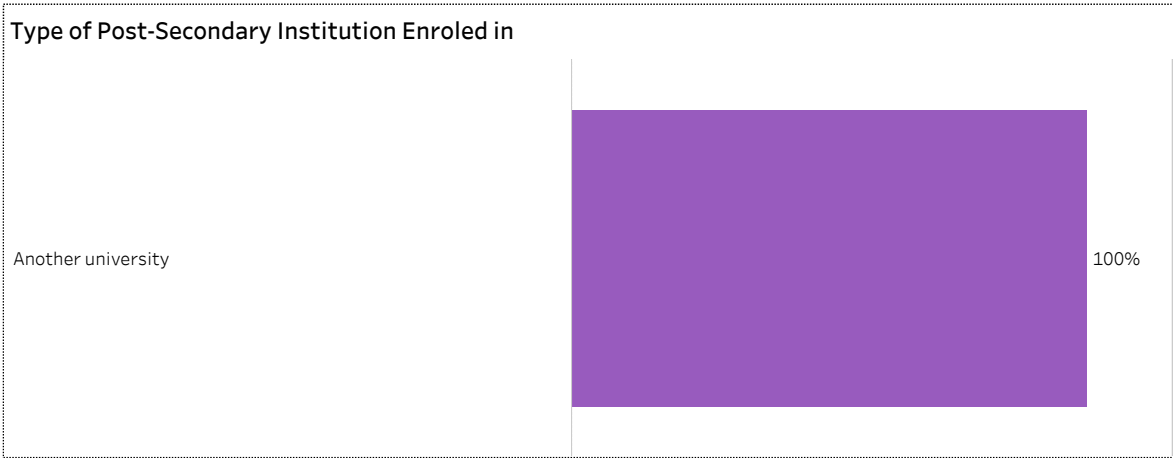
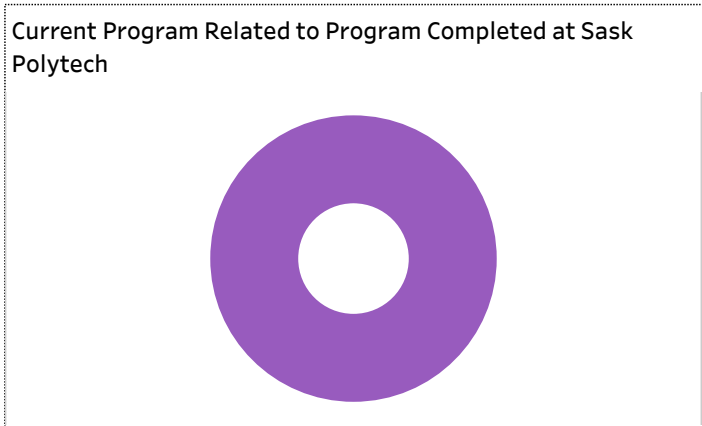
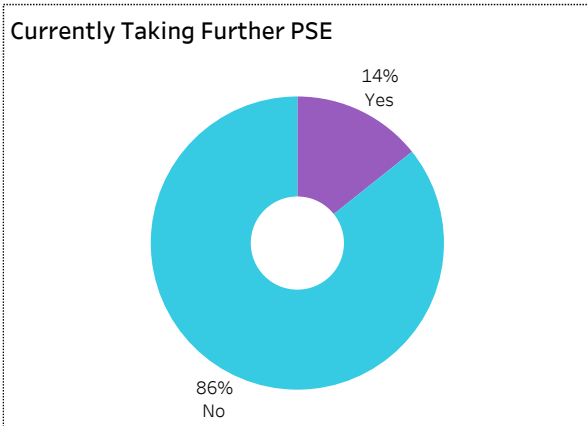
2019-20 Graduate Follow-up Survey Summary of Results (page 5/5) Further Post-Secondary Education



[Click on button to RESET Filters](#)

Number of Respondents
7

School: **Natural Resources & Built Environment** | Program: **Environmental Engineering Technology** | Credential: **Diploma Co-op** |
Admin Campus: **Moose Jaw** | Base/CE: **Base** | Indigenous: **All**



Among the students who pursued further education, 25% indicated the program was not related to the one they completed at Sask Polytech. Common reasons cited by the graduates who were studying in an unrelated field were to be able to change career choice, to have more/better career choices, and difficulty of finding employment in their previous field of study.

Institutional Research and Analysis



2019-20 Graduate Follow-up Survey Summary of Results (page 1/5) Respondent Profile



[Click on button to RESET Filters](#)

Number of Respondents
11

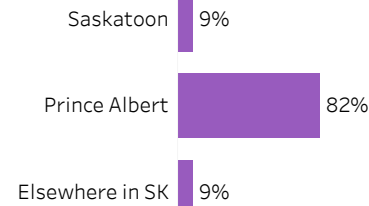
School: **Natural Resources & Built Environment** | Program: **Geographic Information Science** | Credential: **Certificate** | Admin Campus: **Prince Albert** | Base/CE: **Base** | Indigenous: **All**

School

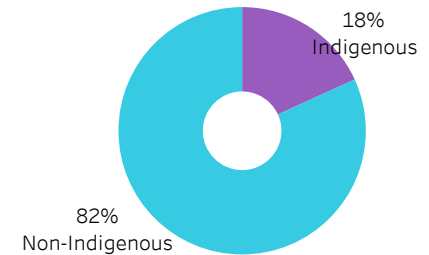
Natural Resources & Built Environment 100%



Location of Current Residence



Indigenous Status

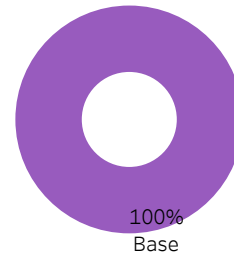


Credentials

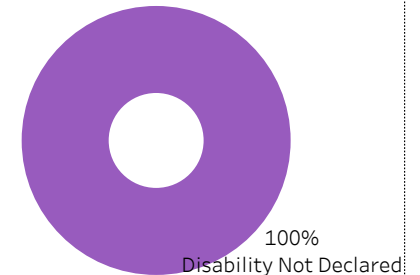
Certificate 100%



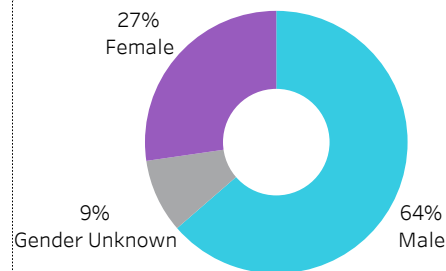
Base/CE



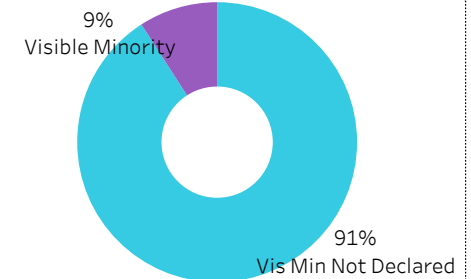
Disability



Gender



Visible Minority





2019-20 Graduate Follow-up Survey Summary of Results (page 2/5) Graduate Employment



[Click on button to RESET Filters](#)

Number of Respondents
11

School: **Natural Resources & Built Environment** | Program: **Geographic Information Science** | Credential: **Certificate** | Admin Campus: **Prince Albert** | Base/CE: **Base** | Indigenous: **All**

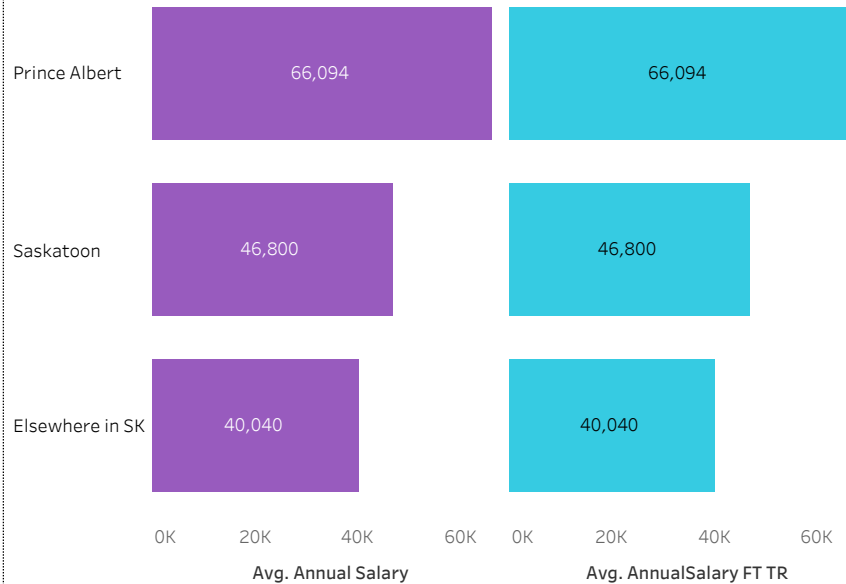
Overall Employment Rate

#Available Workforce	# of Grads Employed	Employment Rate	# of Fulltime Employed Grads	Full-time Employment Rate
11	11	100%	11	100%

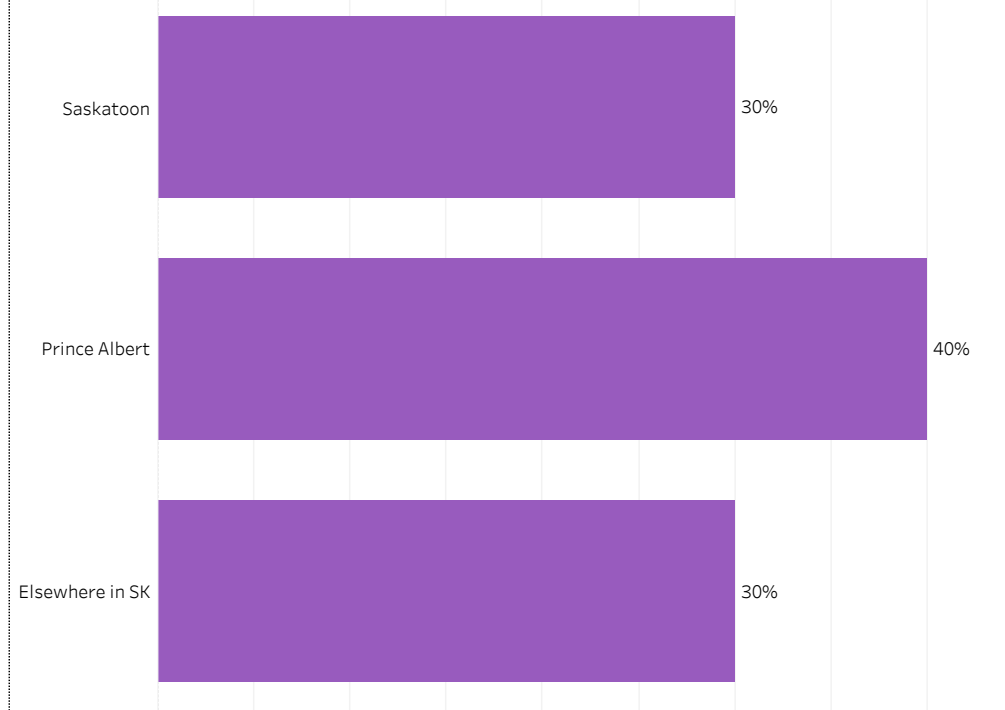
Training Related (TR) Employment

#Available Workforce	# of TR Employed Grads	TR Employment Rate	# of Fulltime TR Employed Grads	Full-time TR Employment Rate
11	10	91%	10	91%


Average Salaries by Location of Employment



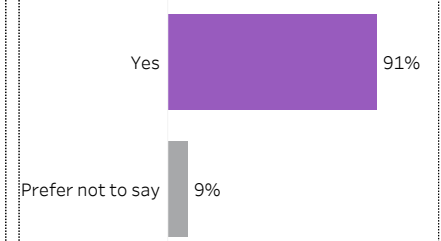
Location of Employment



Average/Median Salary



Relatedness of Job to Training





2019-20 Graduate Follow-up Survey

Summary of Results (page 3/5)

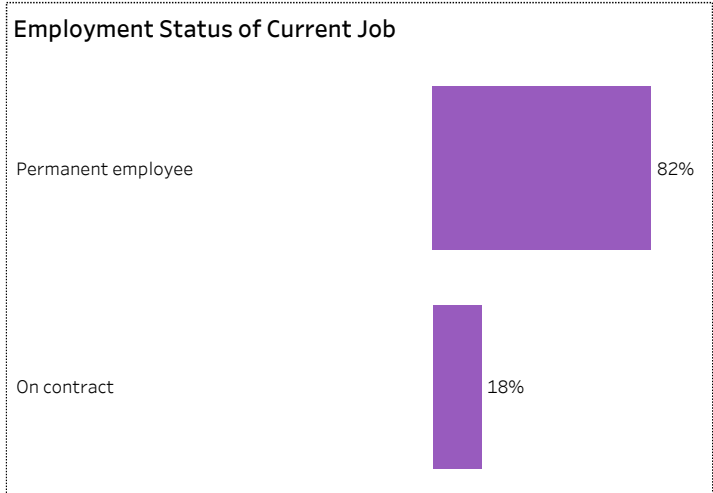
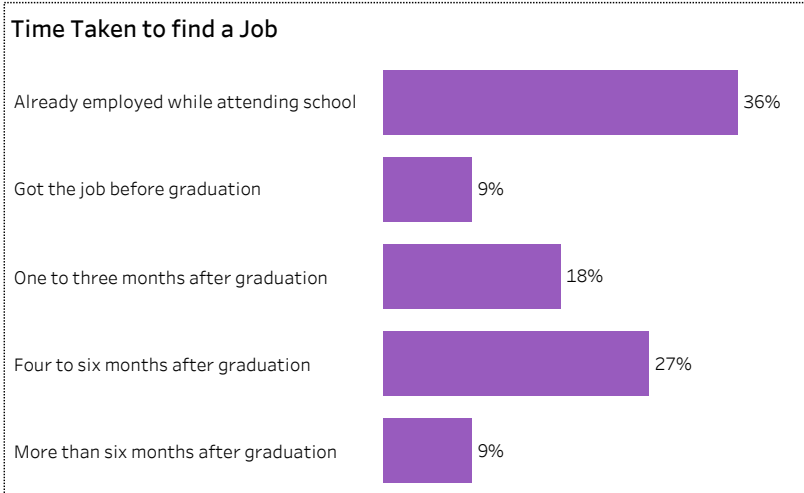
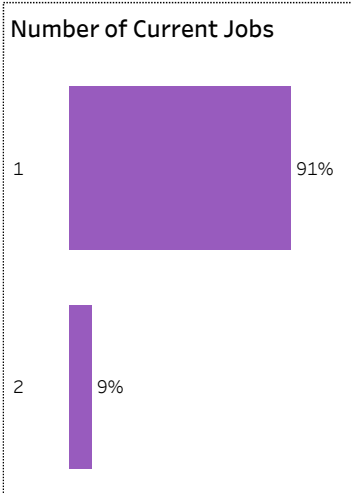

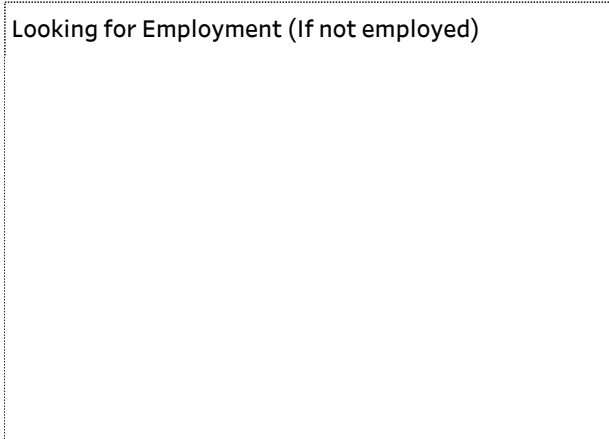
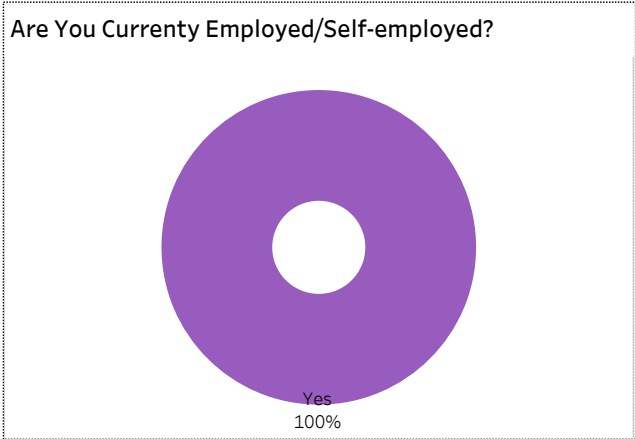
Graduate Employment (continued)



[Click on button to RESET Filters](#)

Number of Respondents: **11**

School: **Natural Resources & Built Environment** | Program: **Geographic Information Science** | Credential: **Certificate** | Admin Campus: **Prince Albert** | Base/CE: **Base** | Indigenous: **All**





2019-20 Graduate Follow-up Survey Summary of Results (page 4/5) Satisfaction and Program Benefits



Click on button to RESET Filters

Number of Respondents 11	School: Natural Resources & Built Environment Program: Geographic Information Science Credential: Certificate Admin Campus: Prince Albert Base/CE: Base Indigenous: All
------------------------------------	---

Level of Satisfaction	Very Satisfied & Somewhat Satisfied	<ul style="list-style-type: none"> Very satisfied Somewhat satisfied Somewhat dissatisfied Not sure 	Program Benefits	A Great Extent & Some Extent	<ul style="list-style-type: none"> Not sure Some extent A great extent
------------------------------	-------------------------------------	---	-------------------------	------------------------------	---

Campus facilities	100%	64%	36%	Program Benefits Improved employment opportunities Skills and knowledge relevant in the workplace Improved earning potential	A great extent & S..	73%	27%	
Educational experience at Sask Polytech	100%	82%	18%		100%	64%	36%	
Relevance of your program to your field of employment	100%	82%	18%		100%	45%	45%	9%
Student support services	100%	55%	45%		91%	45%	45%	9%

Instruction delivered	91%	64%	27%	9%
Program	91%	82%	9%	9%
Campus activities	82%	36%	45%	18%

Satisfaction with Sask Polytech		
Are you satisfied with your decision to attend Sask Polytech?	Would you recommend Sask Polytech to others?	Would you recommend your program to others?
Yes 100%	Yes 100%	Yes 91% No 9%

Institutional Research and Analysis




2019-20 Graduate Follow-up Survey Summary of Results (page 5/5) Further Post-Secondary Education



[Click on button to RESET Filters](#)

Number of Respondents 11	School: Natural Resources & Built Environment Program: Geographic Information Science Credential: Certificate Admin Campus: Prince Albert Base/CE: Base Indigenous: All
------------------------------------	---

Currently Taking Further PSE 	Enrolment Status	Current Program Related to Program Completed at Sask Polytech
---	------------------	---

Type of Post-Secondary Institution Enroled in

Among the students who pursued further education, 25% indicated the program was not related to the one they completed at Sask Polytech. Common reasons cited by the graduates who were studying in an unrelated field were to be able to change career choice, to have more/better career choices, and difficulty of finding employment in their previous field of study.

Institutional Research and Analysis



2019-20 Graduate Follow-up Survey Summary of Results (page 1/5) Respondent Profile



[Click on button to RESET Filters](#)

Number of Respondents
11

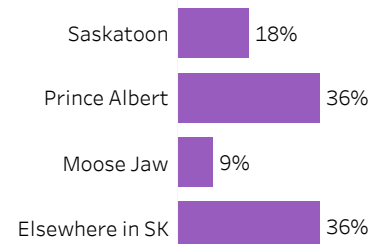
School: **Natural Resources & Built Environment** | Program: **Integrated Resource Management** | Credential:
Diploma | Admin Campus: **Prince Albert** | Base/CE: **Base** | Indigenous: **All**

School

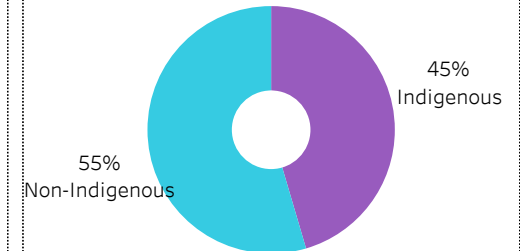
Natural Resources & Built Environment

100%

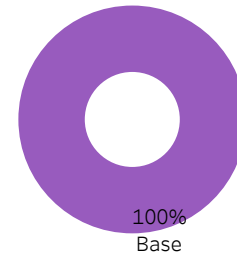
Location of Current Residence



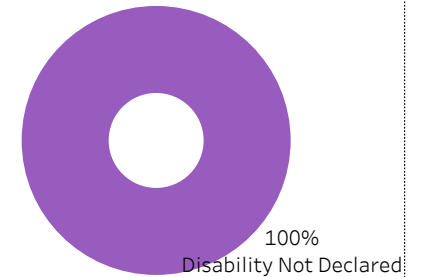
Indigenous Status



Base/CE



Disability

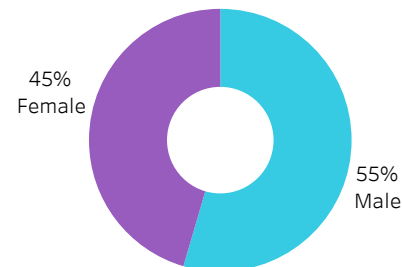


Credentials

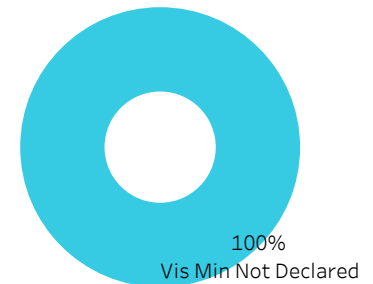
Diploma

100%

Gender



Visible Minority





2019-20 Graduate Follow-up Survey Summary of Results (page 2/5) Graduate Employment



Click on button to RESET Filters

Number of Respondents
11

School: **Natural Resources & Built Environment** | Program: **Integrated Resource Management** | Credential: **Diploma** | Admin Campus: **Prince Albert** | Base/CE: **Base** | Indigenous: **All**

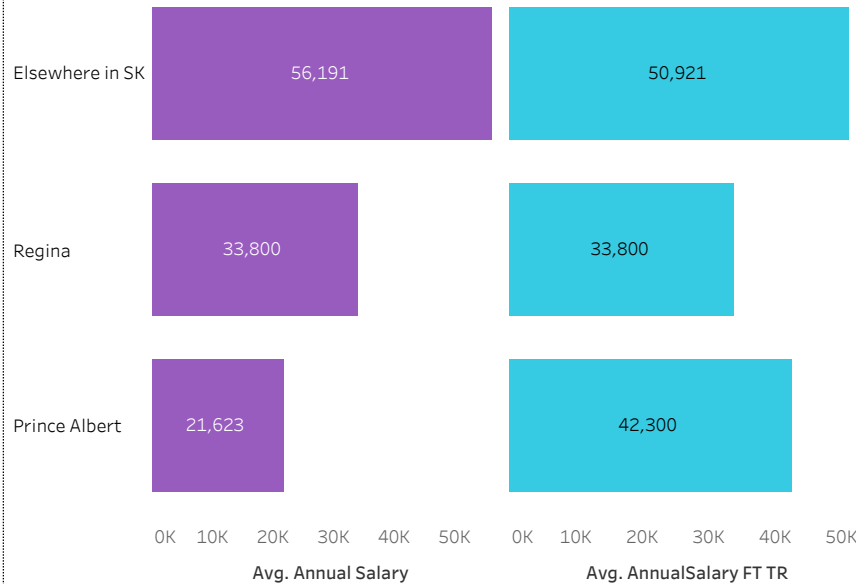
Overall Employment Rate

#Available Workforce	# of Grads Employed	Employment Rate	# of Fulltime Employed Grads	Full-time Employment Rate
9	9	100%	8	89%

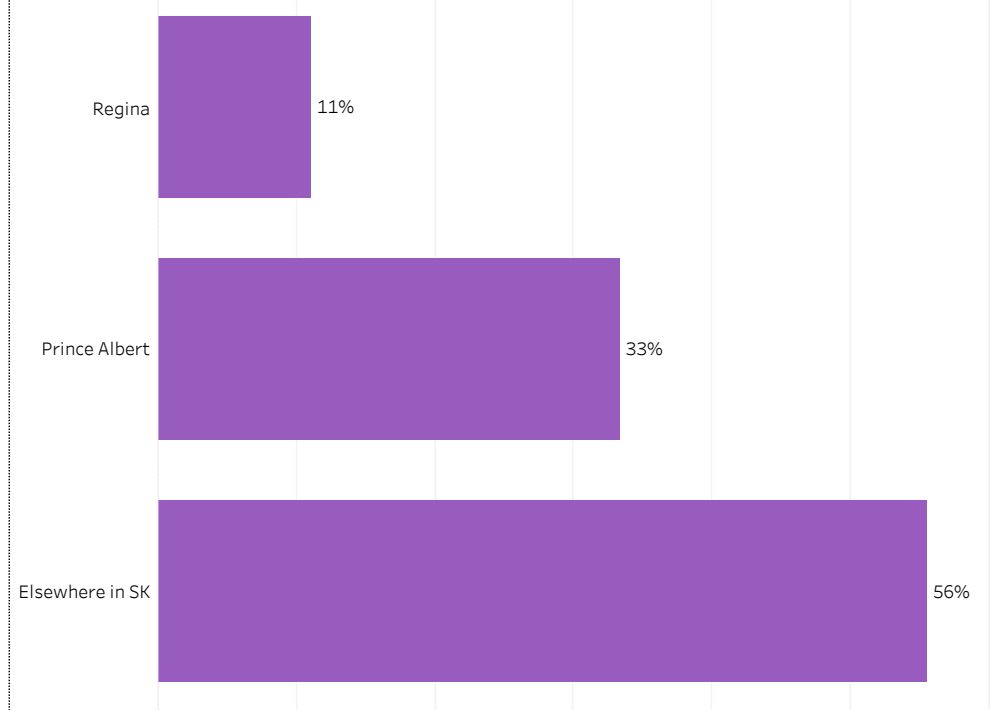
Training Related (TR) Employment

#Available Workforce	# of TR Employed Grads	TR Employment Rate	# of Fulltime TR Employed Grads	Full-time TR Employment Rate
9	7	78%	6	67%

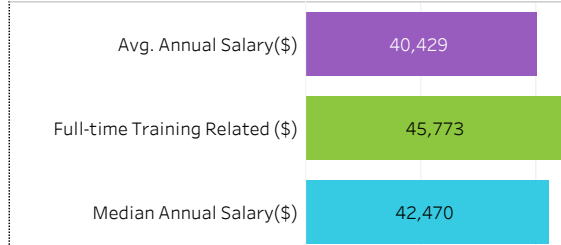
Average Salaries by Location of Employment



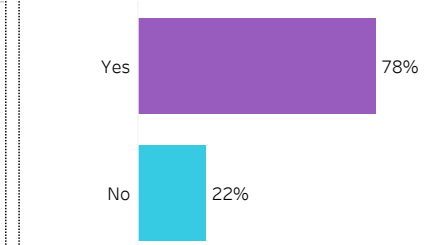
Location of Employment



Average/Median Salary



Relatedness of Job to Training



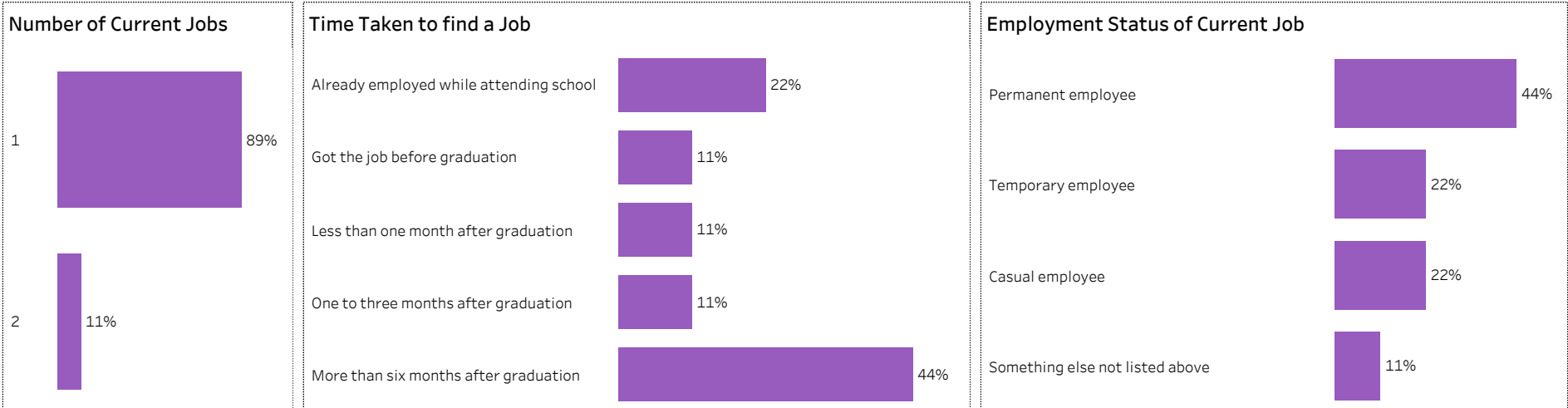
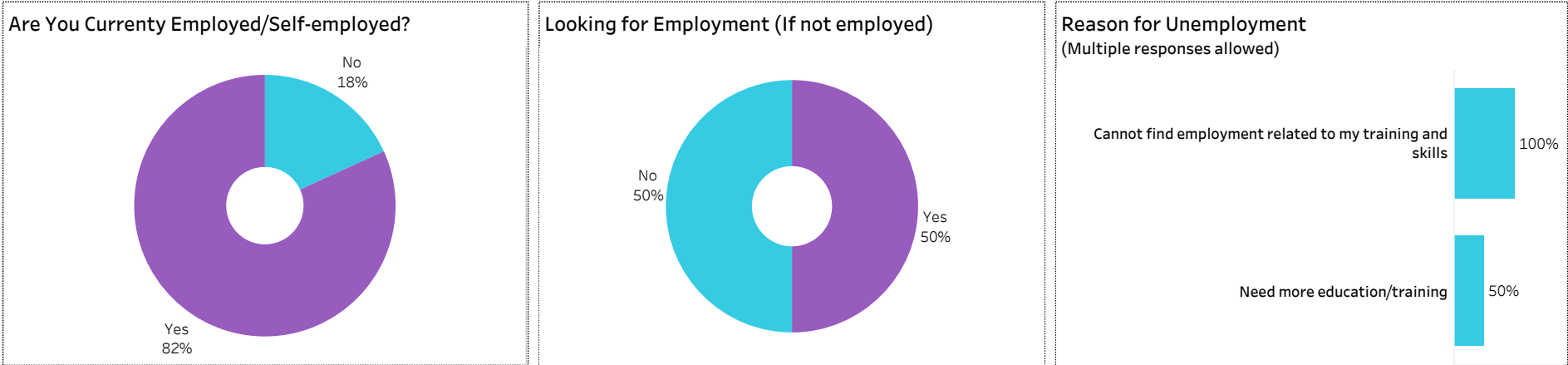


2019-20 Graduate Follow-up Survey Summary of Results (page 3/5) Graduate Employment (continued)



[Click on button to RESET Filters](#)

Number of Respondents **11** | School: **Natural Resources & Built Environment** | Program: **Integrated Resource Management** | Credential: **Diploma** | Admin Campus: **Prince Albert** | Base/CE: **Base** | Indigenous: **All**





2019-20 Graduate Follow-up Survey Summary of Results (page 4/5) Satisfaction and Program Benefits



Click on button to RESET Filters

Number of Respondents 11	School: Natural Resources & Built Environment Program: Integrated Resource Management Credential: Diploma Admin Campus: Prince Albert Base/CE: Base Indigenous: All
------------------------------------	---

Level of Satisfaction	Very Satisfied & Somewhat Satisfied	Very dissatisfied & Somewhat dissatisfied	Program Benefits	A Great Extent & Some Extent	No extent at all & Some extent
-----------------------	-------------------------------------	---	------------------	------------------------------	--------------------------------

Category	Very Satisfied & Somewhat Satisfied	Very dissatisfied & Somewhat dissatisfied	Not sure
Instruction delivered	91%	73% (Very satisfied), 18% (Somewhat satisfied), 9% (Very dissatisfied)	9%
Educational experience at Sask Polytech	91%	64% (Very satisfied), 27% (Somewhat satisfied), 9% (Very dissatisfied)	9%
Relevance of your program to your field of employment	91%	45% (Very satisfied), 45% (Somewhat satisfied), 9% (Very dissatisfied)	9%
Program	82%	82% (Very satisfied), 9% (Very dissatisfied)	9%
Student support services	82%	27% (Very satisfied), 55% (Somewhat satisfied), 18% (Very dissatisfied)	18%
Campus activities	64%	27% (Very satisfied), 36% (Somewhat satisfied), 18% (Very dissatisfied), 9% (Somewhat dissatisfied)	9%
Campus facilities	64%	27% (Very satisfied), 36% (Somewhat satisfied), 9% (Very dissatisfied), 18% (Somewhat dissatisfied)	9%

Program Benefit	A Great Extent & Some Extent	No extent at all & Some extent
Skills and knowledge relevant in the workplace	100%	73% (A great extent), 27% (Some extent)
Improved employment opportunities	91%	45% (A great extent), 45% (Some extent), 9% (No extent at all)
Improved earning potential	73%	45% (A great extent), 27% (Some extent), 27% (No extent at all)

Satisfaction with Sask Polytech





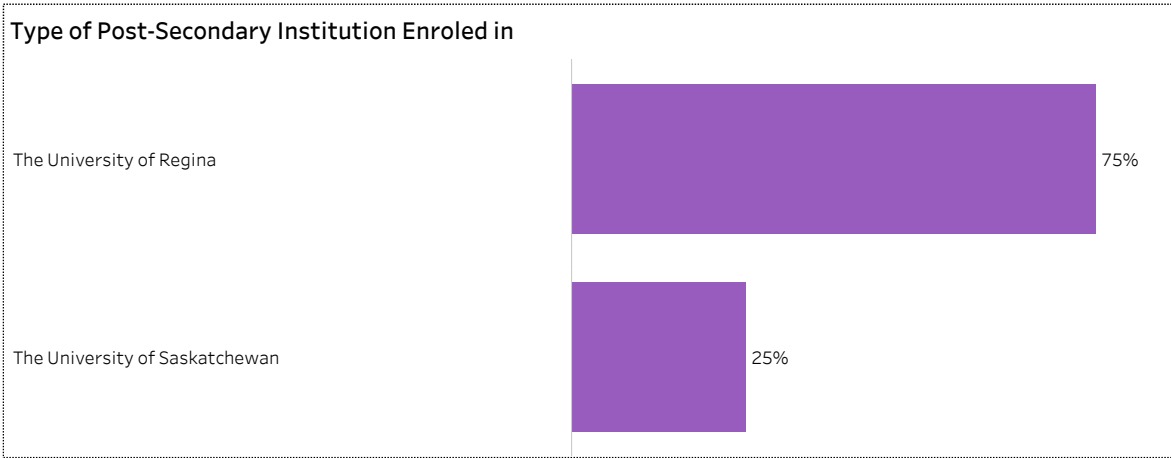
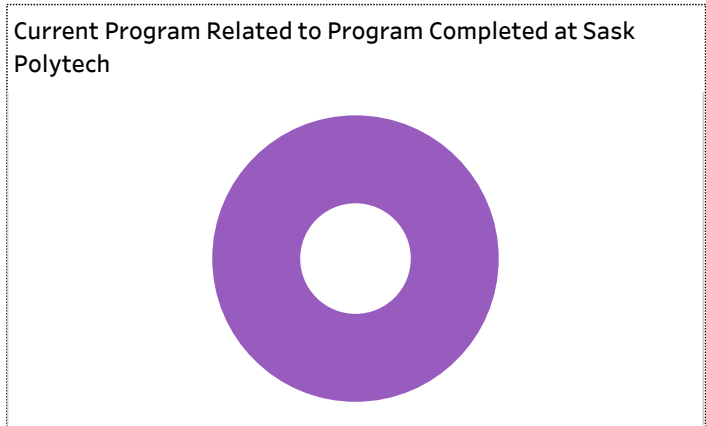

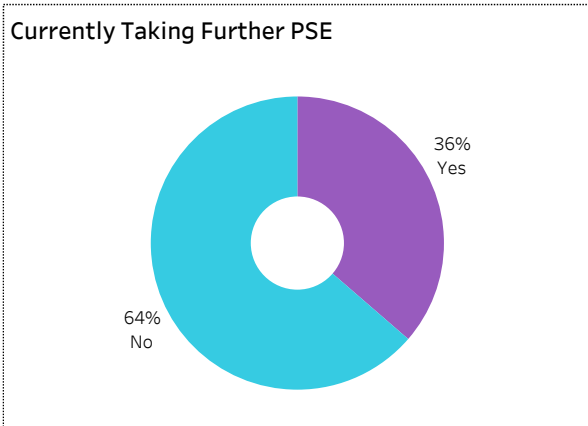
2019-20 Graduate Follow-up Survey Summary of Results (page 5/5) Further Post-Secondary Education



[Click on button to RESET Filters](#)

Number of Respondents
11

School: **Natural Resources & Built Environment** | Program: **Integrated Resource Management** | Credential: **Diploma** | Admin Campus: **Prince Albert** | Base/CE: **Base** | Indigenous: **All**



Among the students who pursued further education, 25% indicated the program was not related to the one they completed at Sask Polytech. Common reasons cited by the graduates who were studying in an unrelated field were to be able to change career choice, to have more/better career choices, and difficulty of finding employment in their previous field of study.

Institutional Research and Analysis



2019-20 Graduate Follow-up Survey Summary of Results (page 1/5) Respondent Profile



[Click on button to RESET Filters](#)


Number of Respondents
14

School: **Natural Resources & Built Environment** | Program: **Resource/Environmental Law** | Credential: **Diploma** |
Admin Campus: **Prince Albert** | Base/CE: **Base** | Indigenous: **All**

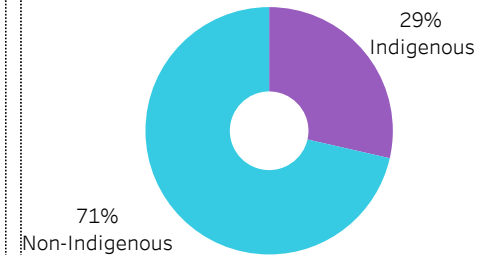
School



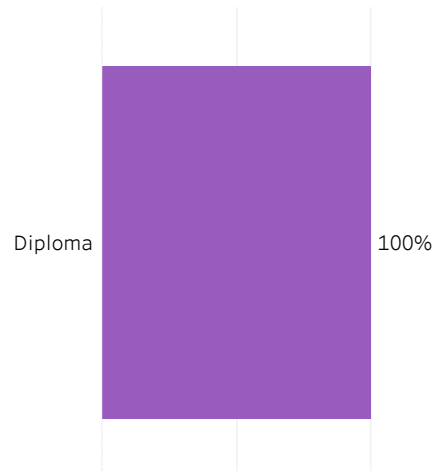
Location of Current Residence



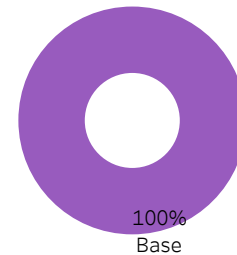
Indigenous Status



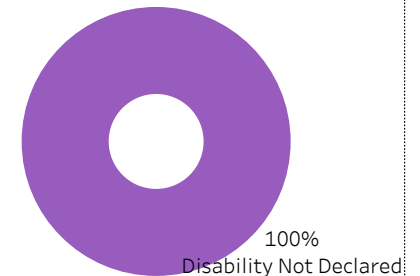
Credentials



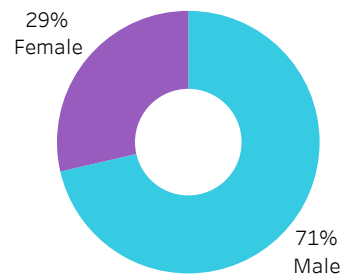
Base/CE



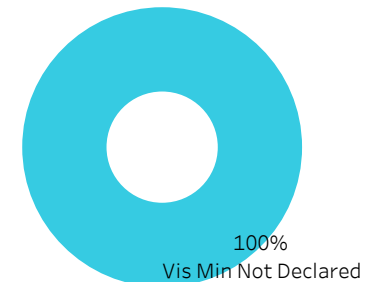
Disability



Gender



Visible Minority





2019-20 Graduate Follow-up Survey Summary of Results (page 2/5) Graduate Employment



[Click on button to RESET Filters](#)

Number of Respondents
14

School: **Natural Resources & Built Environment** | Program: **Resource/Environmental Law** | Credential: **Diploma** | Admin Campus: **Prince Albert**
| Base/CE: **Base** | Indigenous: **All**

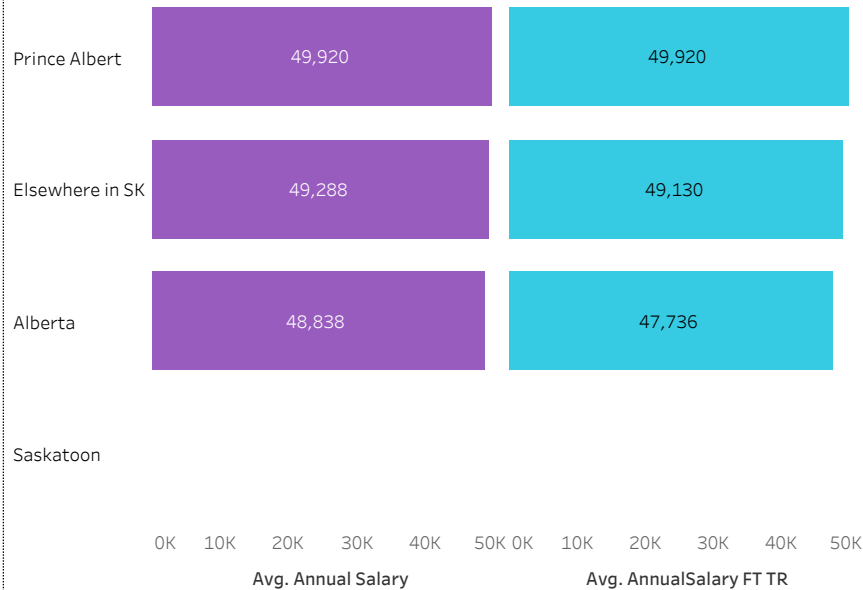
Overall Employment Rate

#Available Workforce	# of Grads Employed	Employment Rate	# of Fulltime Employed Grads	Full-time Employment Rate
13	9	69%	9	69%

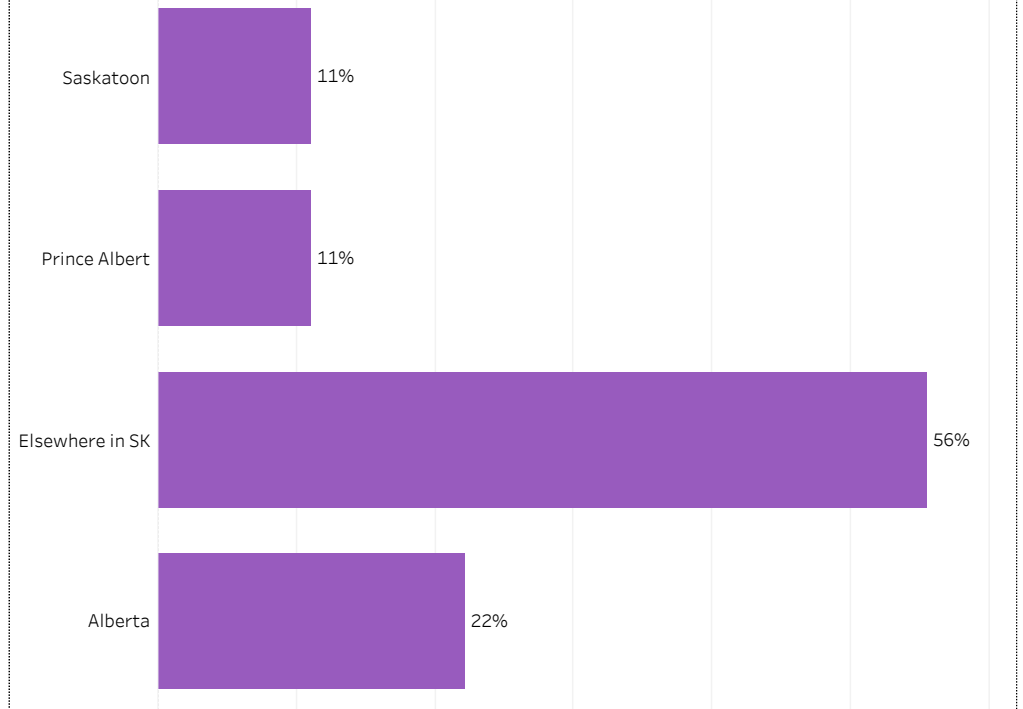
Training Related (TR) Employment

#Available Workforce	# of TR Employed Grads	TR Employment Rate	# of Fulltime TR Employed Grads	Full-time TR Employment Rate
13	6	46%	6	46%

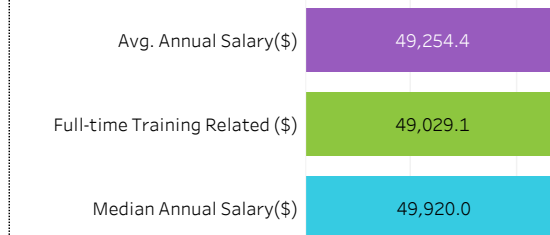
Average Salaries by Location of Employment



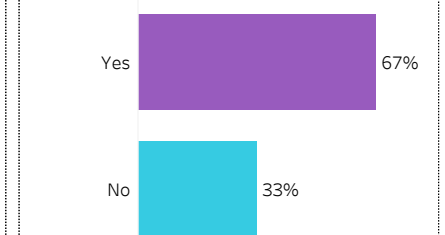
Location of Employment



Average/Median Salary



Relatedness of Job to Training





2019-20 Graduate Follow-up Survey

Summary of Results (page 3/5)

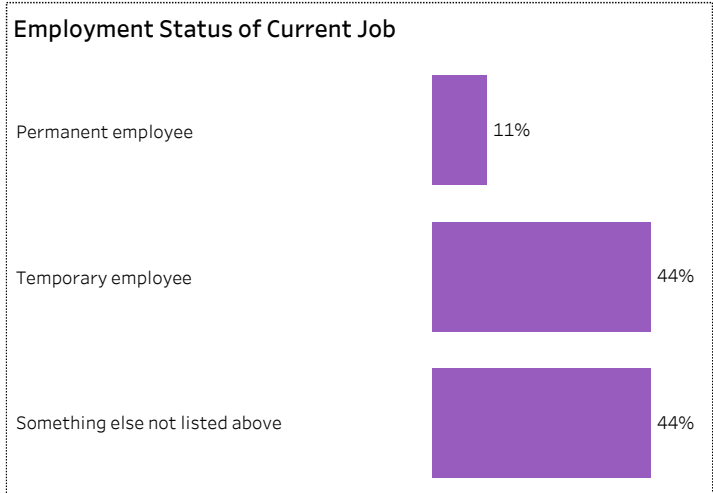
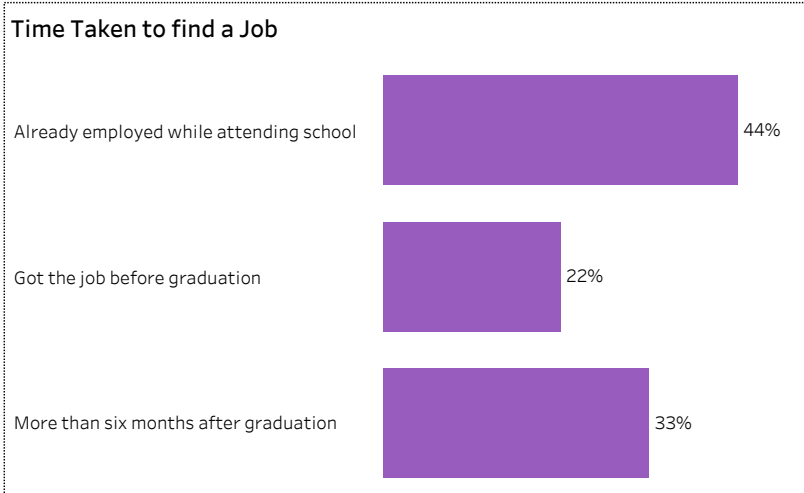
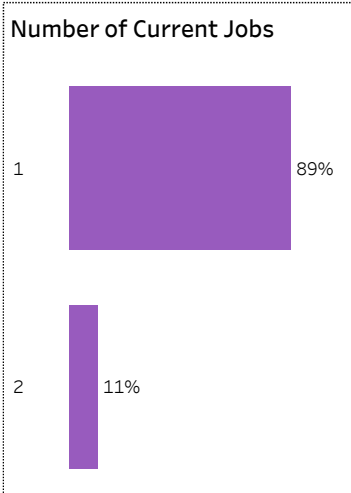
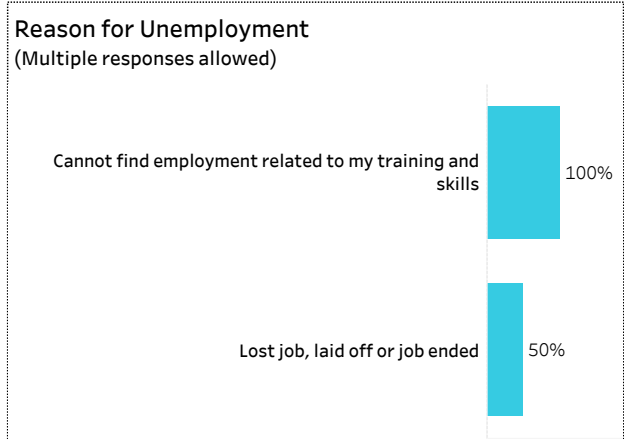
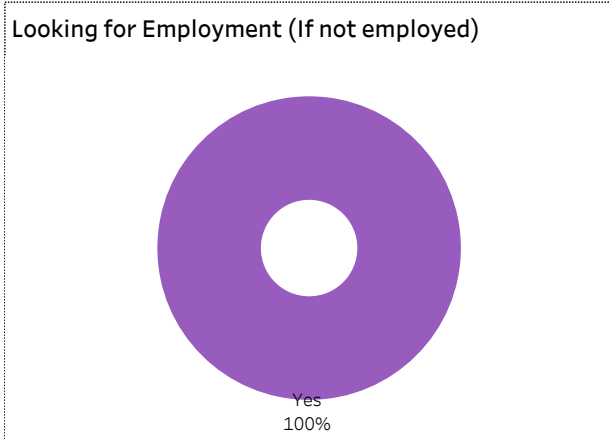
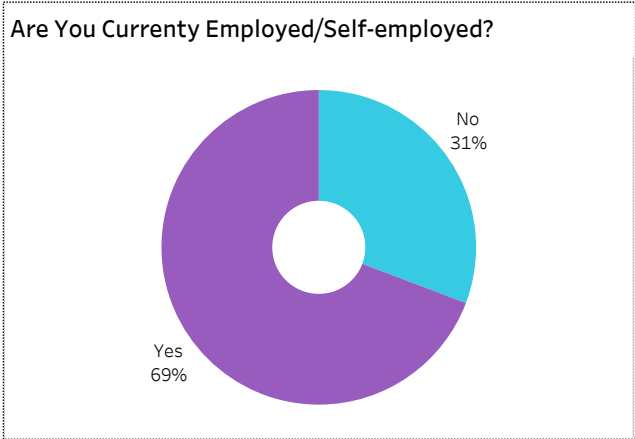
Graduate Employment (continued)



[Click on button to RESET Filters](#)

Number of Respondents: **14**

School: **Natural Resources & Built Environment** | Program: **Resource/Environmental Law** | Credential: **Diploma** | Admin Campus: **Prince Albert** | Base/CE: **Base** | Indigenous: **All**





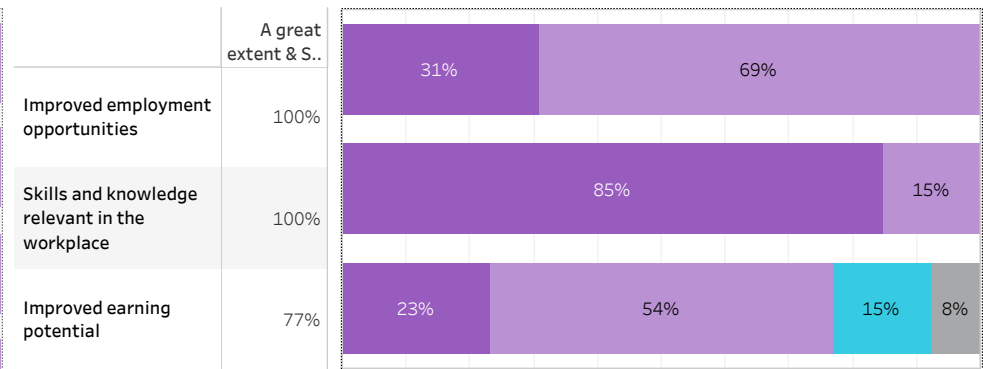
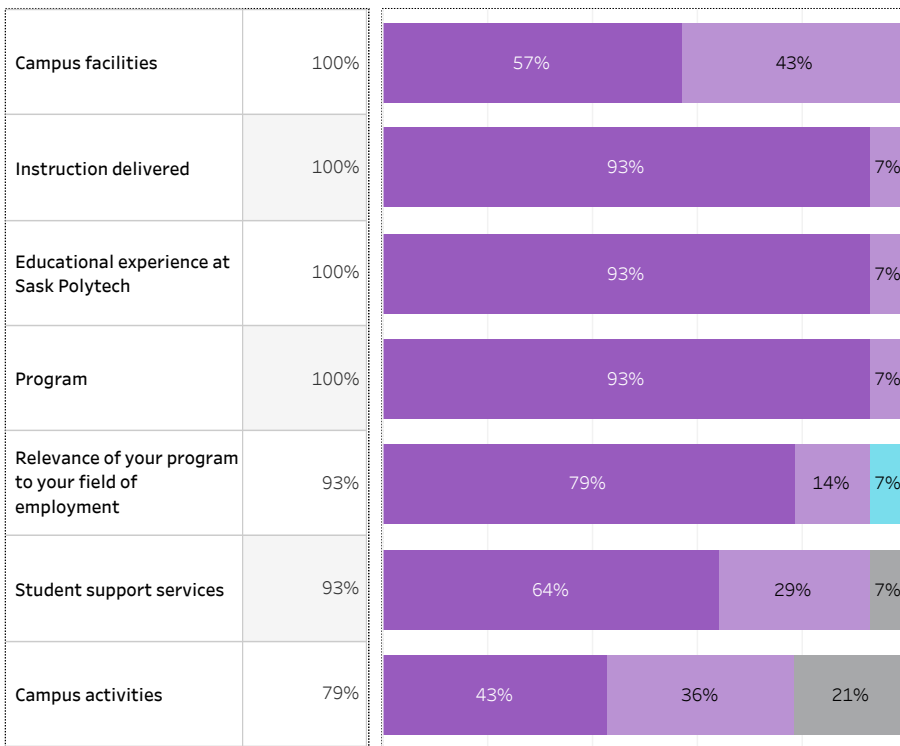
2019-20 Graduate Follow-up Survey Summary of Results (page 4/5) Satisfaction and Program Benefits



Click on button to RESET Filters

Number of Respondents 14	School: Natural Resources & Built Environment Program: Resource/Environmental Law Credential: Diploma Admin Campus: Prince Albert Base/CE: Base Indigenous: All
------------------------------------	--

Level of Satisfaction	Very Satisfied & Somewhat Satisfied	Program Benefits	A Great Extent & Some Extent
	<ul style="list-style-type: none"> Very satisfied Somewhat satisfied Somewhat dissatisfied Not sure 		<ul style="list-style-type: none"> A Great Extent Some extent A great extent



Satisfaction with Sask Polytech



Institutional Research and Analysis



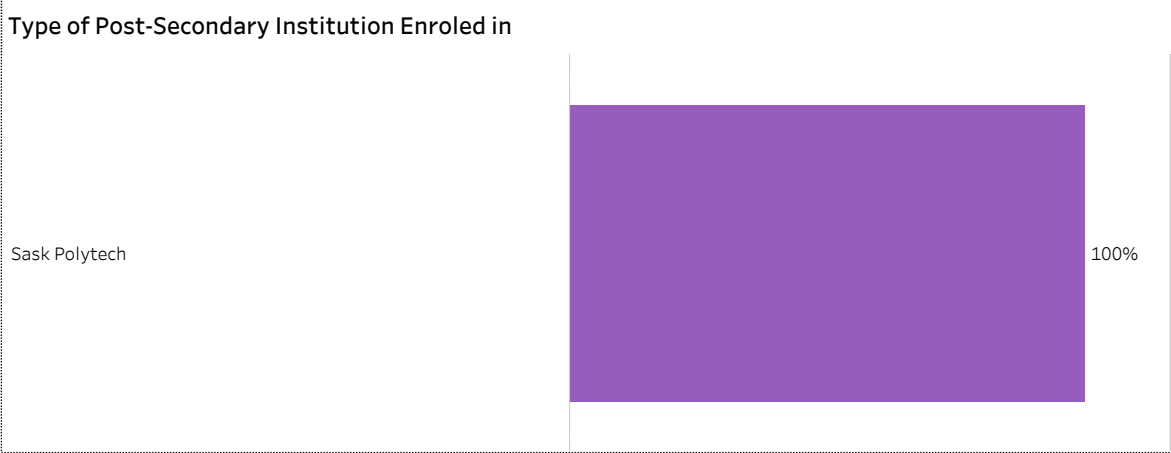
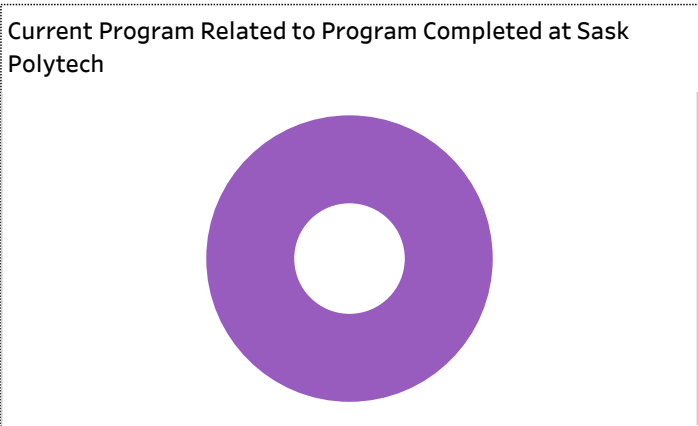

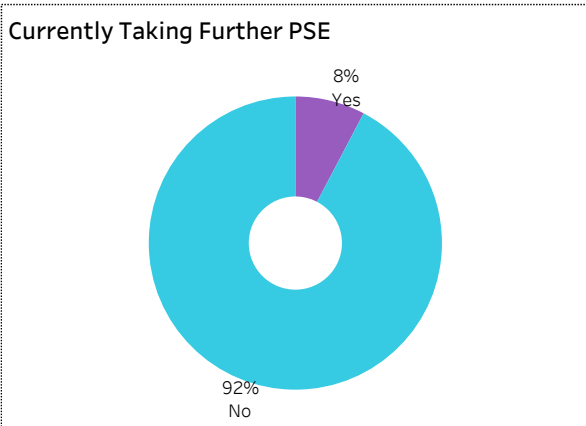
2019-20 Graduate Follow-up Survey Summary of Results (page 5/5) Further Post-Secondary Education



[Click on button to RESET Filters](#)

Number of Respondents
14

School: **Natural Resources & Built Environment** | Program: **Resource/Environmental Law** | Credential: **Diploma** | Admin Campus: **Prince Albert** | Base/CE: **Base** | Indigenous: **All**



Among the students who pursued further education, 25% indicated the program was not related to the one they completed at Sask Polytech. Common reasons cited by the graduates who were studying in an unrelated field were to be able to change career choice, to have more/better career choices, and difficulty of finding employment in their previous field of study.

Institutional Research and Analysis

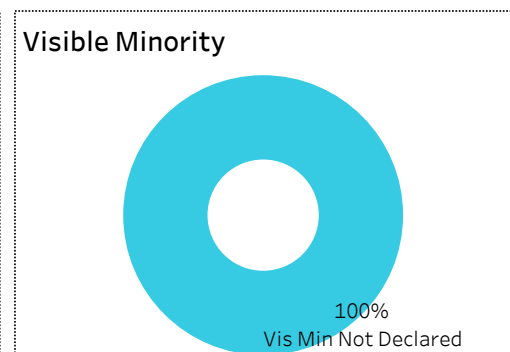
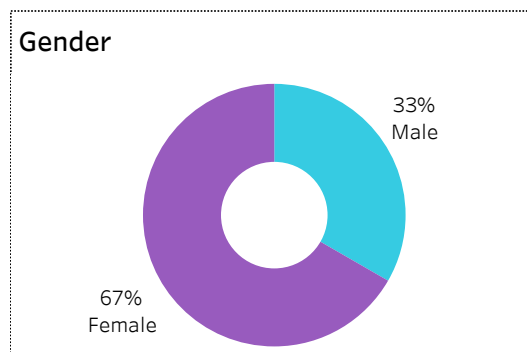
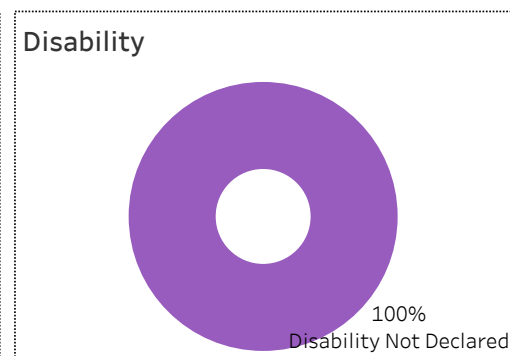

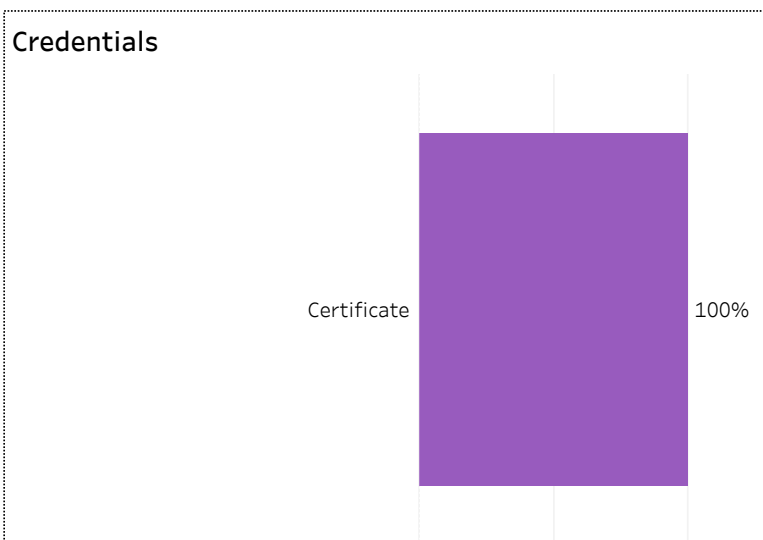
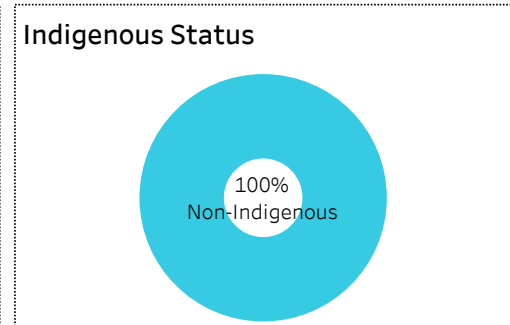
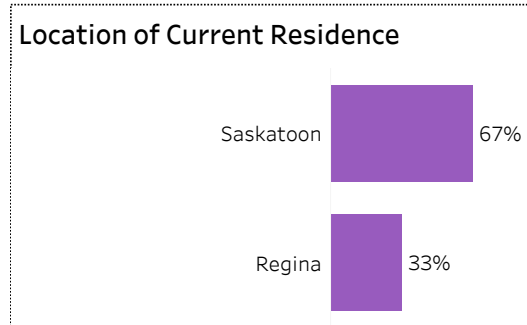


2019-20 Graduate Follow-up Survey Summary of Results (page 1/5) Respondent Profile



[Click on button to RESET Filters](#)

Number of Respondents **3** | School: **Natural Resources & Built Environment** | Program: **Water & Wastewater Technician** | Credential: **Certificate** | Admin Campus: **Moose Jaw** | Base/CE: **Con Ed - Sask Polytech Delivered** | Indigenous: **Non-Indigenous**





2019-20 Graduate Follow-up Survey Summary of Results (page 2/5) Graduate Employment



[Click on button to RESET Filters](#)

Number of Respondents
3

School: **Natural Resources & Built Environment** | Program: **Water & Wastewater Technician** | Credential: **Certificate** | Admin Campus: **Moose Jaw** | Base/CE: **Con Ed - Sask Polytech Delivered** | Indigenous: **Non-Indigenous**

Overall Employment Rate

#Available Workforce	# of Grads Employed	Employment Rate	# of Fulltime Employed Grads	Full-time Employment Rate
2	2	100%	2	100%

Training Related (TR) Employment

#Available Workforce	# of TR Employed Grads	TR Employment Rate	# of Fulltime TR Employed Grads	Full -time TR Employment Rate
2	1	50%	1	50%

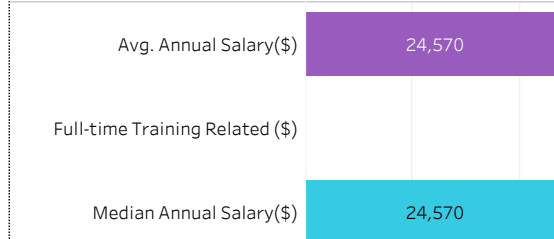
Average Salaries by Location of Employment



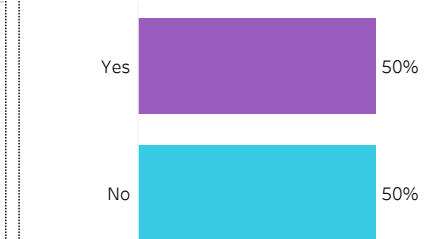
Location of Employment



Average/Median Salary



Relatedness of Job to Training





2019-20 Graduate Follow-up Survey

Summary of Results (page 3/5)

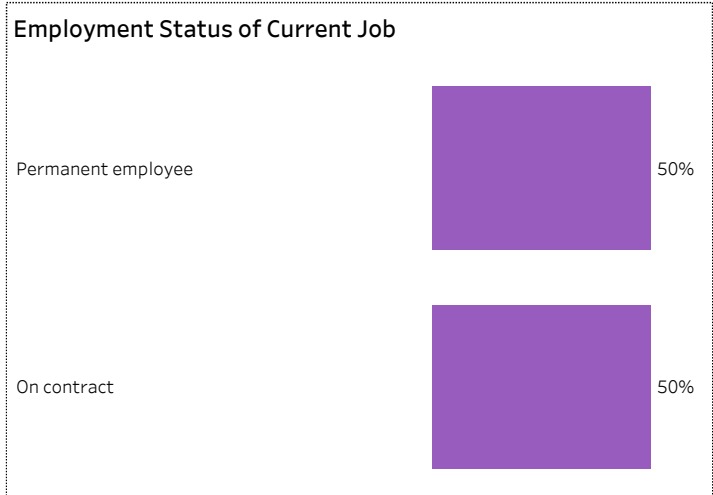
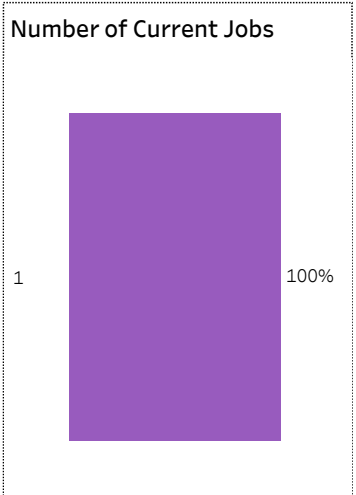

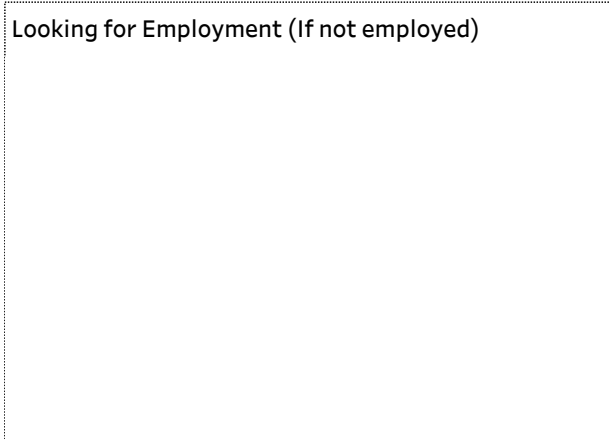
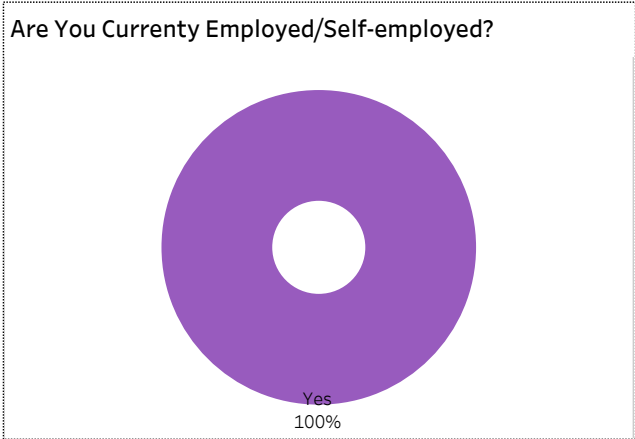
Graduate Employment (continued)



[Click on button to RESET Filters](#)

Number of Respondents: **3**

School: **Natural Resources & Built Environment** | Program: **Water & Wastewater Technician** | Credential: **Certificate** | Admin
Campus: **Moose Jaw** | Base/CE: **Con Ed - Sask Polytech Delivered** | Indigenous: **Non-Indigenous**





2019-20 Graduate Follow-up Survey Summary of Results (page 4/5) Satisfaction and Program Benefits

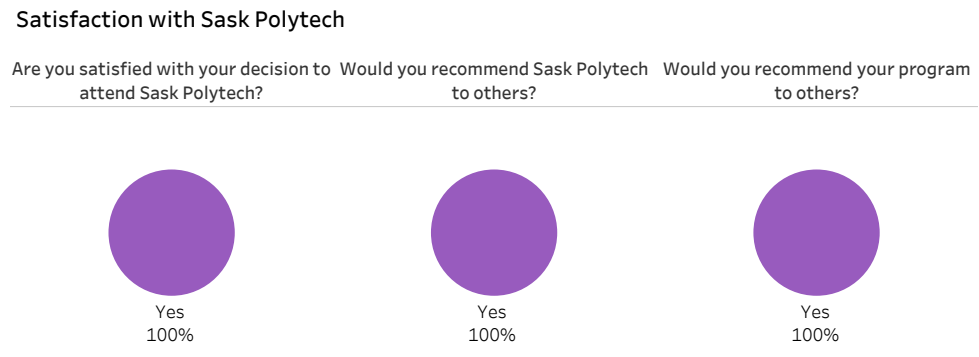


[Click on button to RESET Filters](#)

Number of Respondents 3	School: Natural Resources & Built Environment Program: Water & Wastewater Technician Credential: Certificate Admin Campus: Moose Jaw Base/CE: Con Ed - Sask Polytech Delivered Indigenous: Non-Indigenous
---	--

Level of Satisfaction	Very Satisfied & Somewhat Satisfied	<ul style="list-style-type: none"> Very satisfied Somewhat satisfied 	Program Benefits	A Great Extent & Some Extent	<ul style="list-style-type: none"> Some extent A great extent
------------------------------	-------------------------------------	--	-------------------------	------------------------------	---

Campus activities	100%		A great extent & S..	100%	
Campus facilities	100%		Improved earning potential	100%	
Instruction delivered	100%		Improved employment opportunities	100%	
Educational experience at Sask Polytech	100%		Skills and knowledge relevant in the workplace	100%	



Institutional Research and Analysis




2019-20 Graduate Follow-up Survey Summary of Results (page 5/5) Further Post-Secondary Education



[Click on button to RESET Filters](#)

Number of Respondents 3	School: Natural Resources & Built Environment Program: Water & Wastewater Technician Credential: Certificate Admin Campus: Moose Jaw Base/CE: Con Ed - Sask Polytech Delivered Indigenous: Non-Indigenous
-----------------------------------	--

Currently Taking Further PSE 	Enrolment Status	Current Program Related to Program Completed at Sask Polytech
---	------------------	---

Type of Post-Secondary Institution Enroled in

Among the students who pursued further education, 25% indicated the program was not related to the one they completed at Sask Polytech. Common reasons cited by the graduates who were studying in an unrelated field were to be able to change career choice, to have more/better career choices, and difficulty of finding employment in their previous field of study.



School of Nursing



2019-20 Graduate Follow-up Survey Summary of Results (page 1/5) Respondent Profile

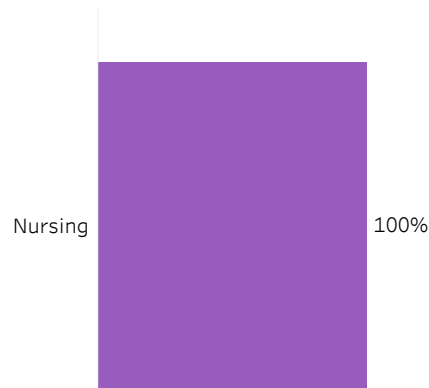


[Click on button to RESET Filters](#)

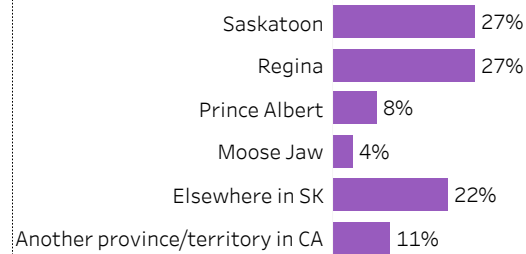
Number of Respondents
154

School: **Nursing** | Program: **All** | Credential: **All** | Admin Campus: **All** | Base/CE: **All** | Indigenous: **All**

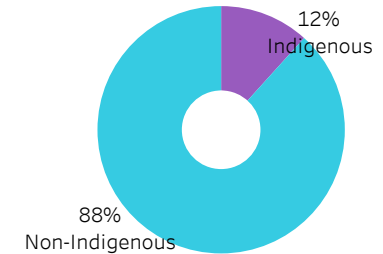
School



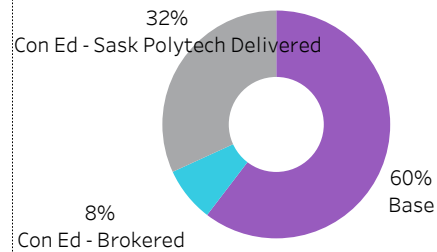
Location of Current Residence



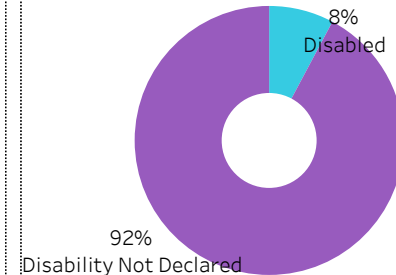
Indigenous Status



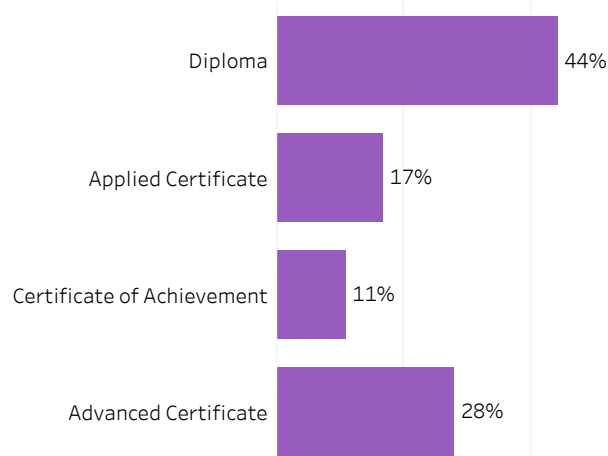
Base/CE



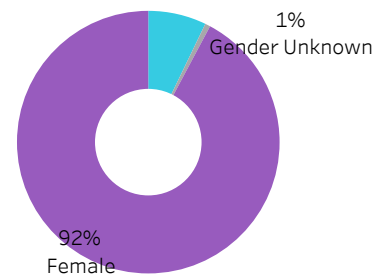
Disability



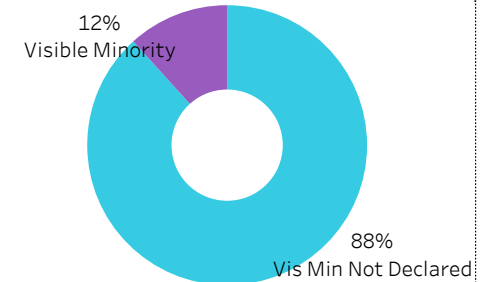
Credentials



Gender



Visible Minority





2019-20 Graduate Follow-up Survey Summary of Results (page 2/5) Graduate Employment



[Click on button to RESET Filters](#)

Number of Respondents
154

School: **Nursing** | Program: **All** | Credential: **All** | Admin Campus: **All** | Base/CE: **All** | Indigenous: **All**

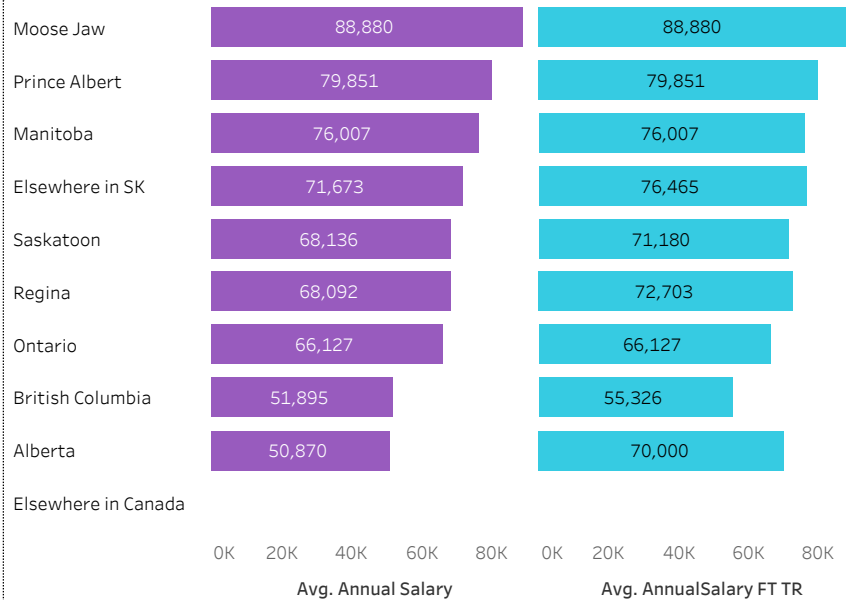
Overall Employment Rate

#Available Workforce	# of Grads Employed	Employment Rate	# of Fulltime Employed Grads	Full-time Employment Rate
151	151	100%	137	91%

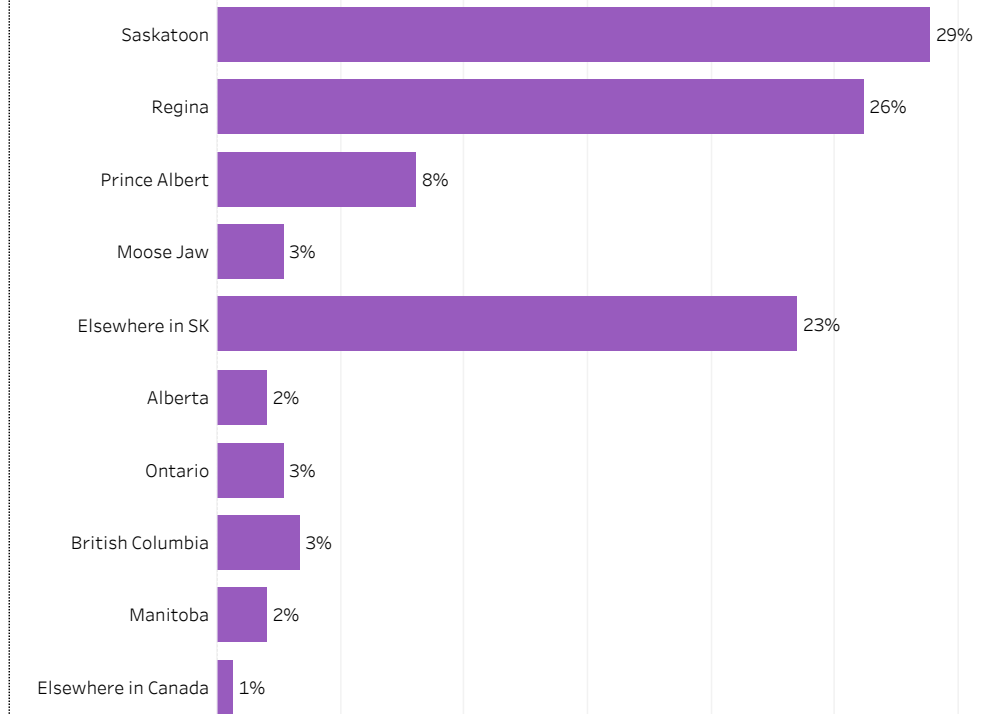
Training Related (TR) Employment

#Available Workforce	# of TR Employed Grads	TR Employment Rate	# of Fulltime TR Employed Grads	Full-time Training Related Employment Rate
151	135	89%	123	81%


Average Salaries by Location of Employment



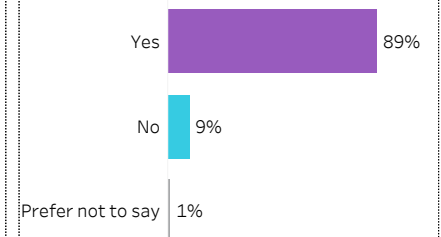
Location of Employment



Average/Median Salary



Relatedness of Job to Training



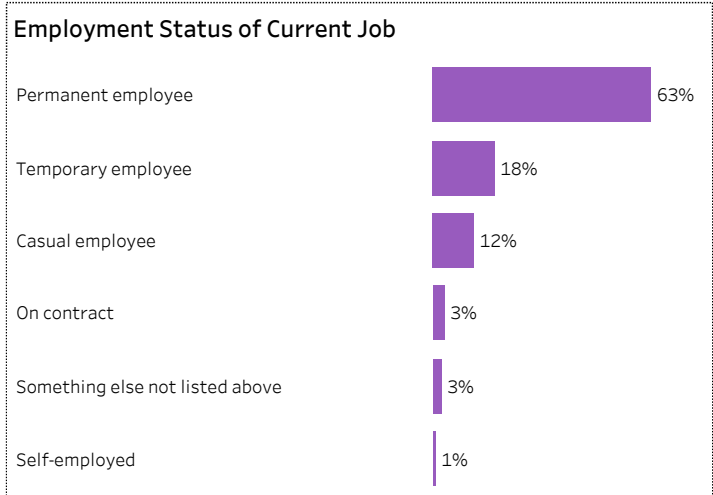
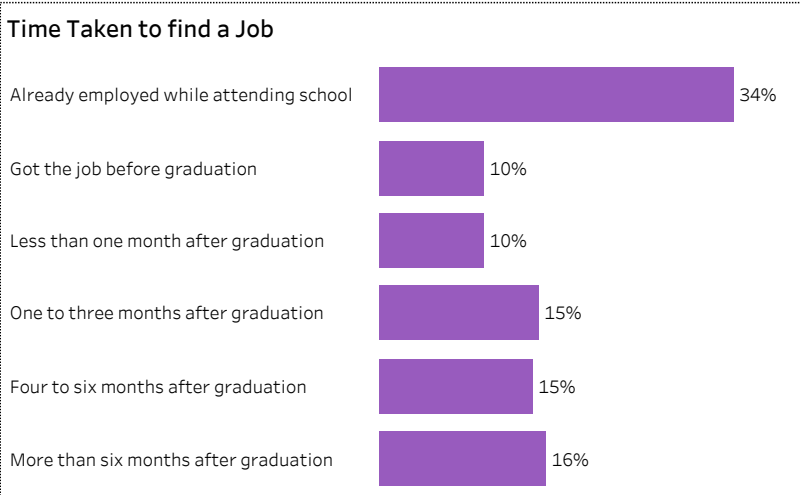
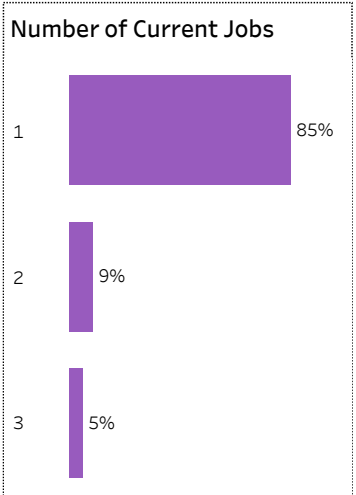
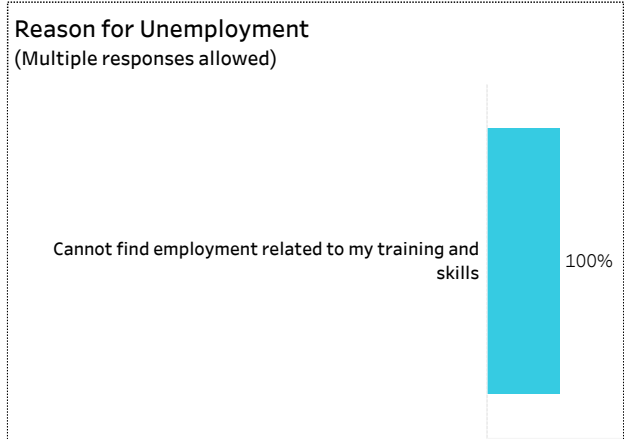
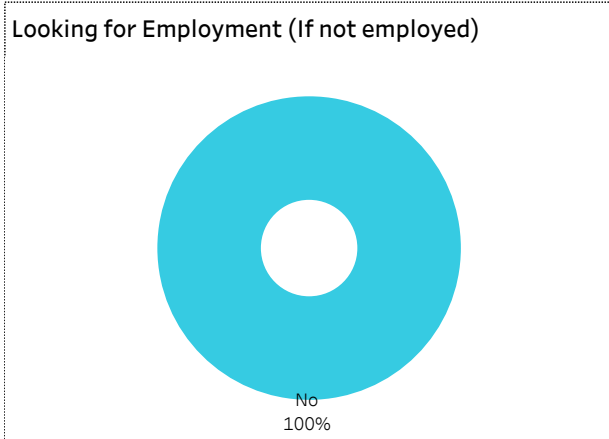
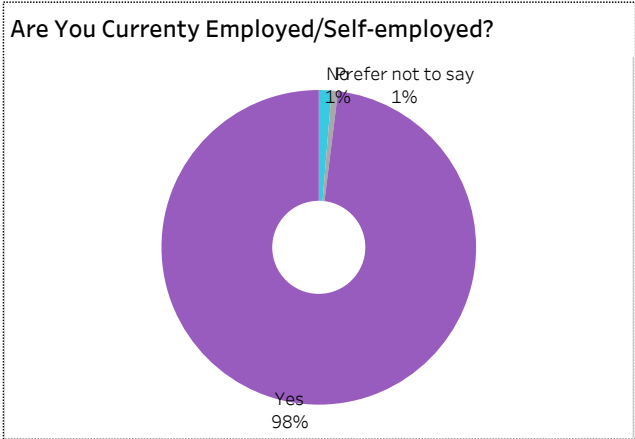


2019-20 Graduate Follow-up Survey Summary of Results (page 3/5) Graduate Employment (continued)



[Click on button to RESET Filters](#)

Number of Respondents **154** | School: **Nursing** | Program: **All** | Credential: **All** | Admin Campus: **All** | Base/CE: **All** | Indigenous: **All**





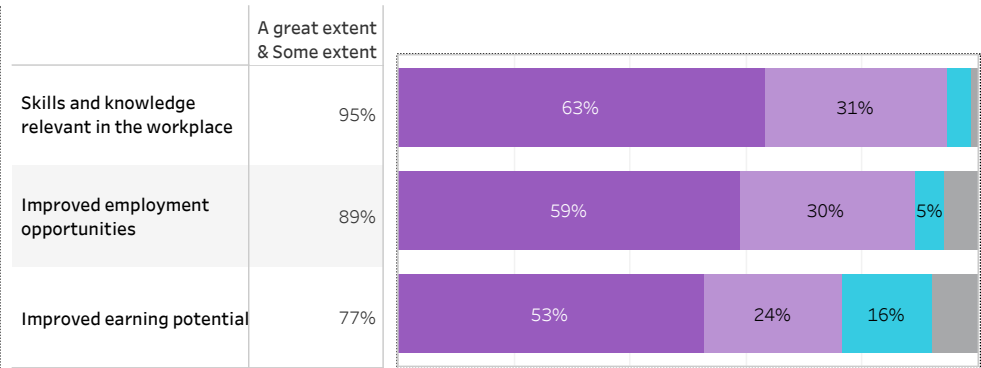
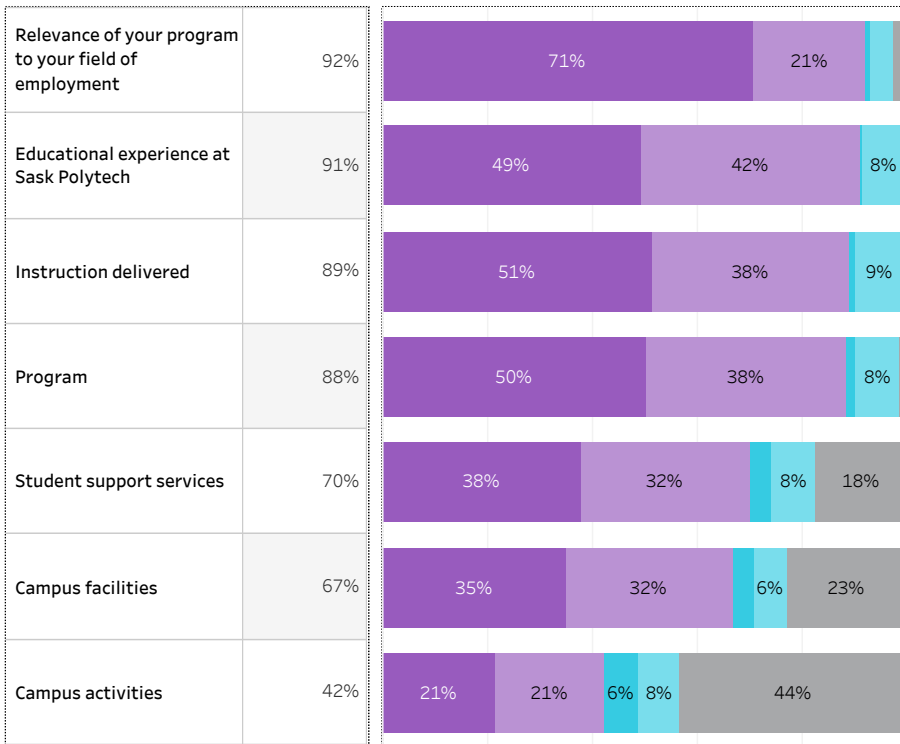
2019-20 Graduate Follow-up Survey Summary of Results (page 4/5) Satisfaction and Program Benefits



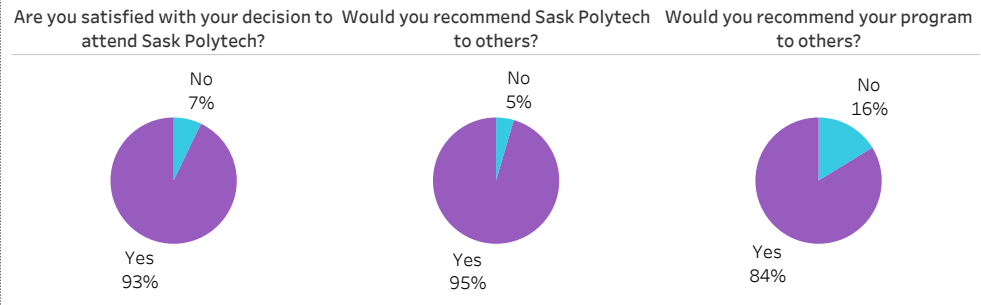
[Click on button to RESET Filters](#)

Number of Respondents 154	School: Nursing Program: All Credential: All Admin Campus: All Base/CE: All Indigenous: All
-------------------------------------	---

Level of Satisfaction	Very Satisfied & Somewhat Satisfied	<ul style="list-style-type: none"> Very satisfied Somewhat satisfied Very dissatisfied Somewhat dissatisfied Not sure 	Program Benefits	A Great Extent & Some Extent	<ul style="list-style-type: none"> A great extent Some extent No extent at all Not sure Not applicable
------------------------------	-------------------------------------	--	-------------------------	------------------------------	---



Satisfaction with Sask Polytech



Institutional Research and Analysis

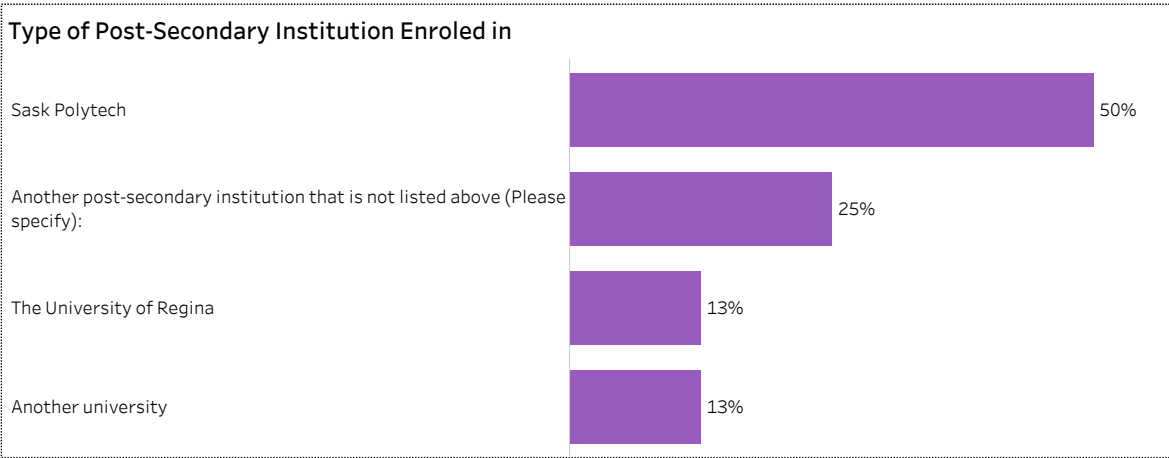
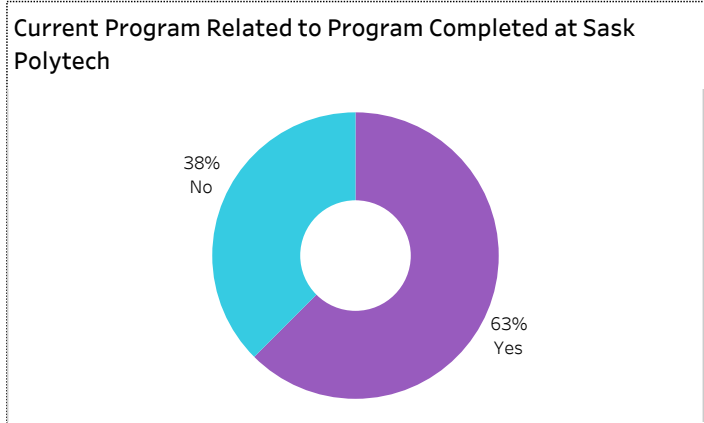
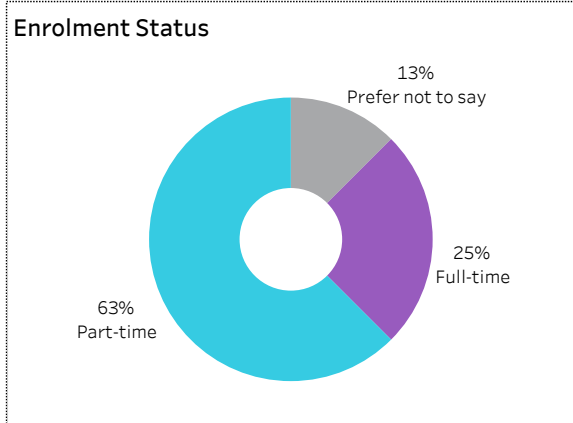
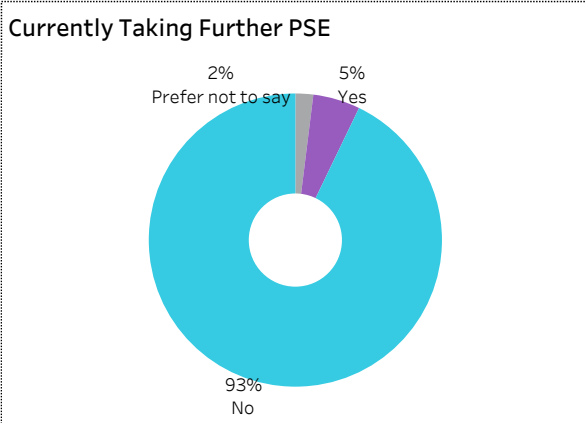


2019-20 Graduate Follow-up Survey Summary of Results (page 5/5) Further Post-Secondary Education



[Click on button to RESET Filters](#)

Number of Respondents **154** | School: **Nursing** | Program: **All** | Credential: **All** | Admin Campus: **All** | Base/CE: **All** | Indigenous: **All**



Among the students who pursued further education, 25% indicated the program was not related to the one they completed at Sask Polytech. Common reasons cited by the graduates who were studying in an unrelated field were to be able to change career choice, to have more/better career choices, and difficulty of finding employment in their previous field of study.

Institutional Research and Analysis



2019-20 Graduate Follow-up Survey Summary of Results (page 1/5) Respondent Profile

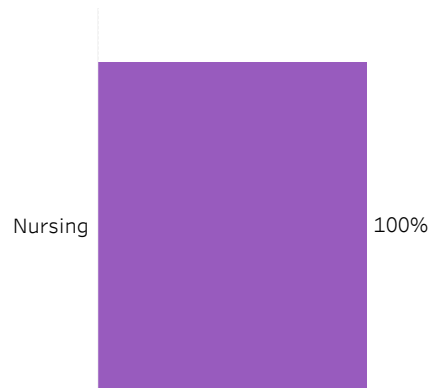


[Click on button to RESET Filters](#)

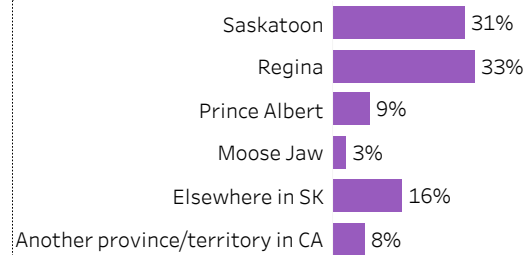
Number of Respondents
93

School: **Nursing** | Program: **All** | Credential: **All** | Admin Campus: **All** | Base/CE: **Base** | Indigenous: **All**

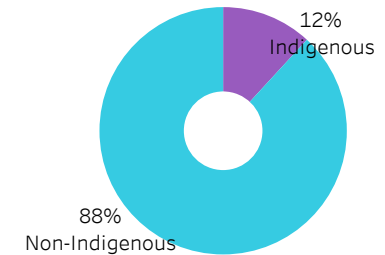
School




Location of Current Residence



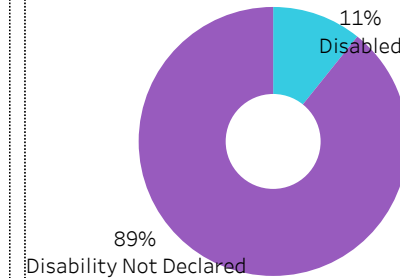
Indigenous Status



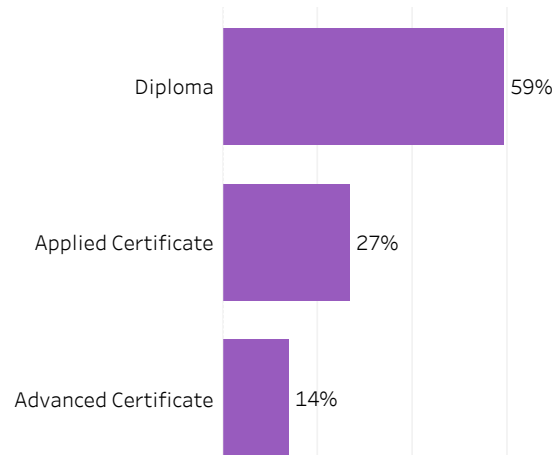
Base/CE



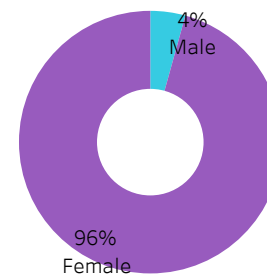
Disability



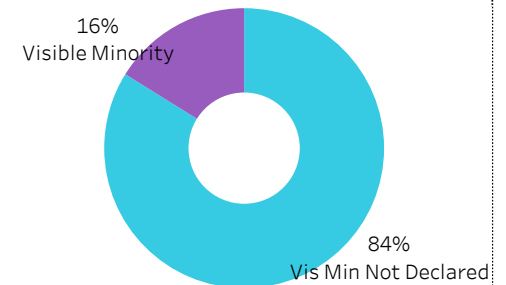
Credentials



Gender



Visible Minority





2019-20 Graduate Follow-up Survey Summary of Results (page 2/5) Graduate Employment



[Click on button to RESET Filters](#)

Number of Respondents
93

School: **Nursing** | Program: **All** | Credential: **All** | Admin Campus: **All** | Base/CE: **Base** | Indigenous: **All**

Overall Employment Rate

#Available Workforce	# of Grads Employed	Employment Rate	# of Fulltime Employed Grads	Full-time Employment Rate
91	91	100%	82	90%

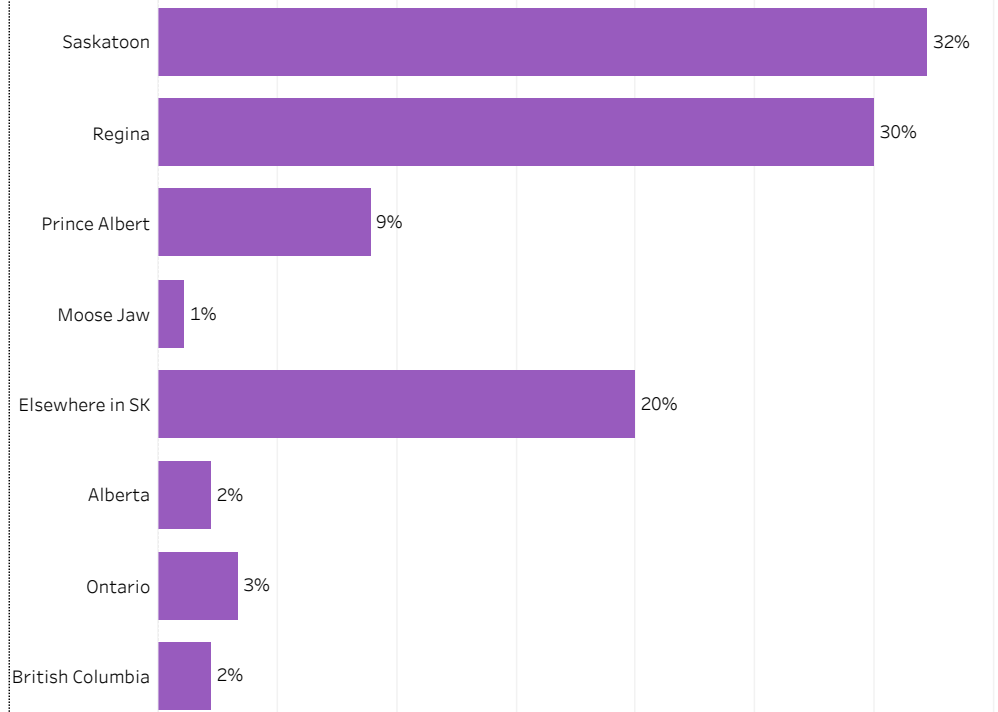
Training Related (TR) Employment

#Available Workforce	# of TR Employed Grads	TR Employment Rate	# of Fulltime TR Employed Grads	Full-time Training Related Employment Rate
91	83	91%	75	82%


Average Salaries by Location of Employment



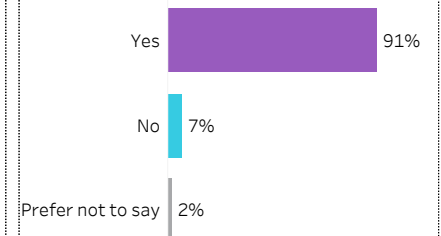
Location of Employment



Average/Median Salary



Relatedness of Job to Training



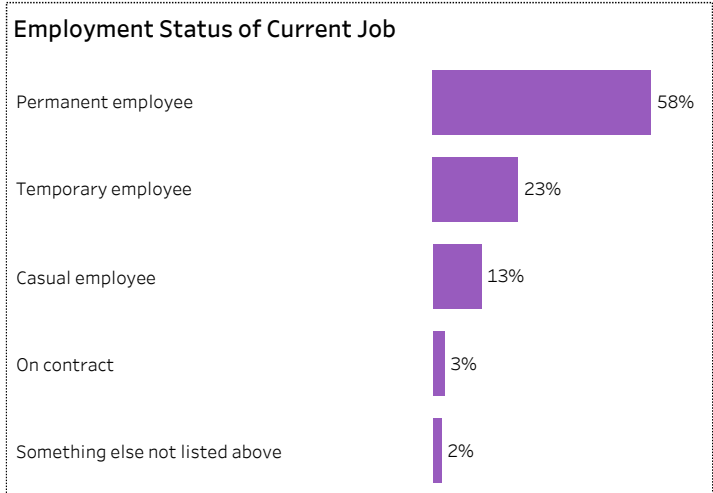
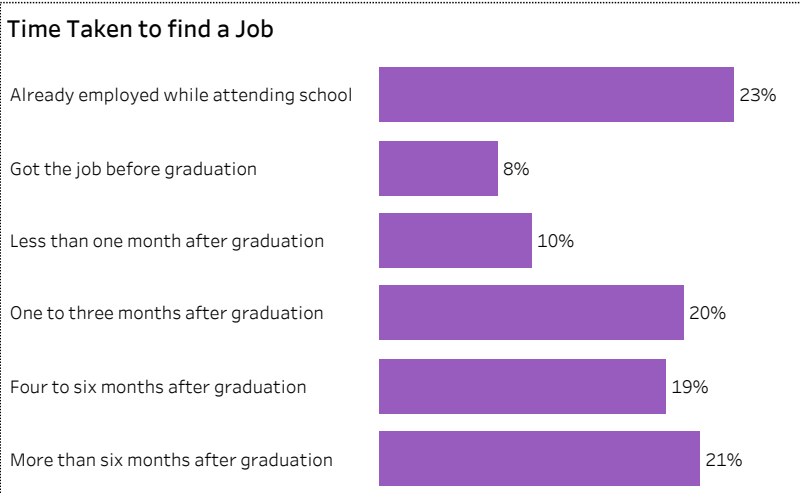
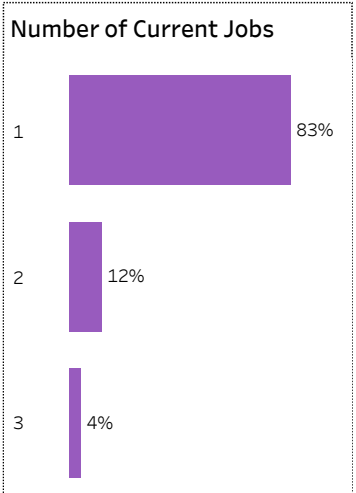
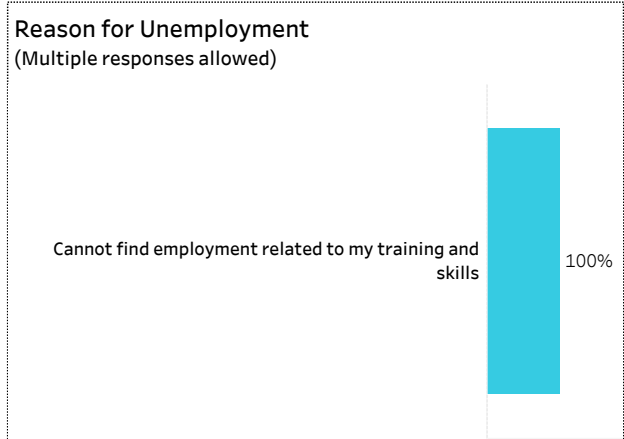
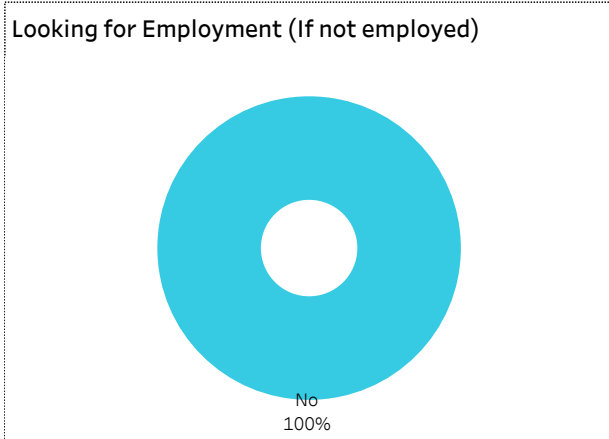
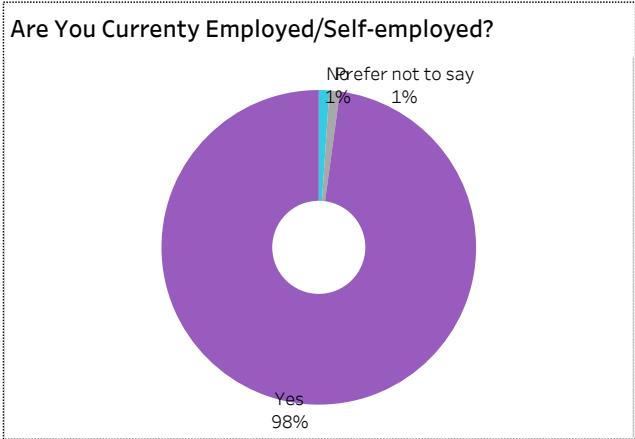


2019-20 Graduate Follow-up Survey Summary of Results (page 3/5) Graduate Employment (continued)



[Click on button to RESET Filters](#)

Number of Respondents **93** | School: **Nursing** | Program: **All** | Credential: **All** | Admin Campus: **All** | Base/CE: **Base** | Indigenous: **All**





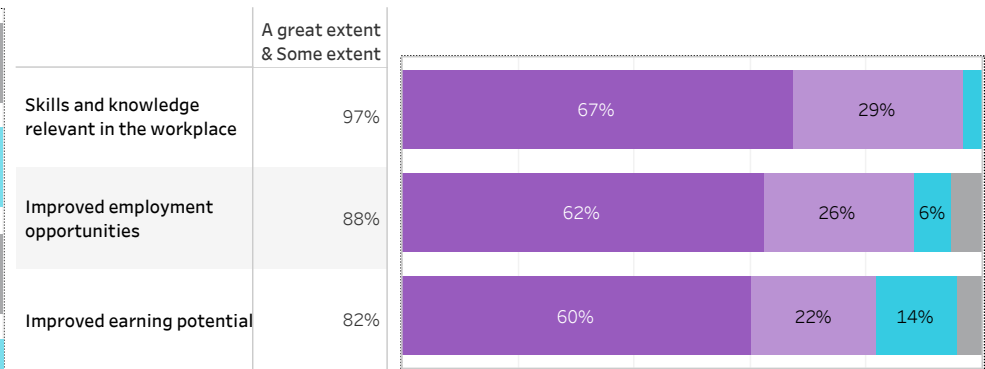
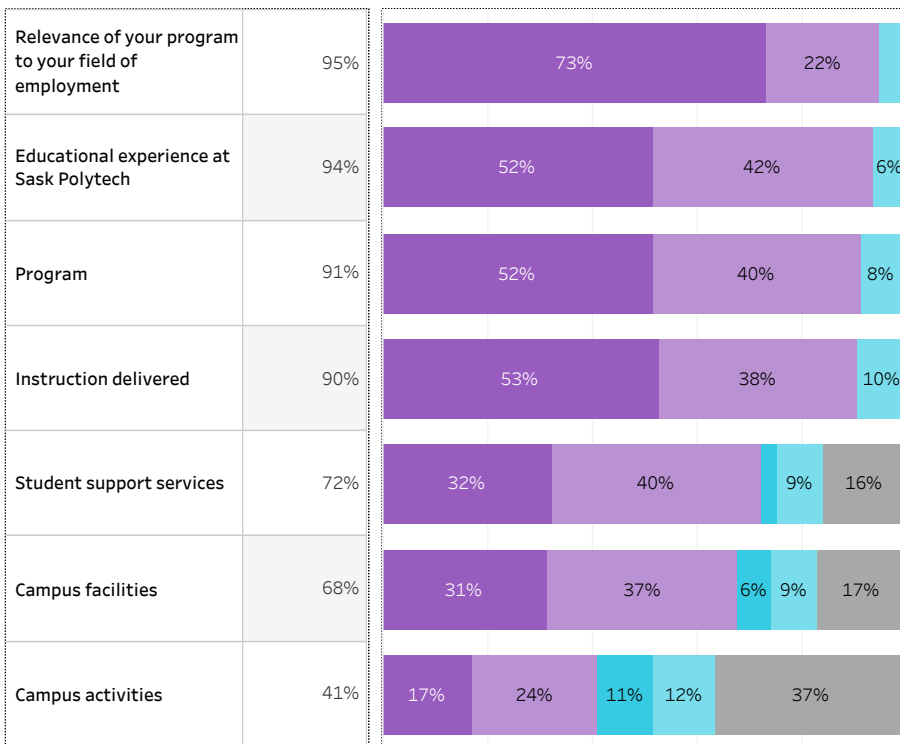
2019-20 Graduate Follow-up Survey Summary of Results (page 4/5) Satisfaction and Program Benefits



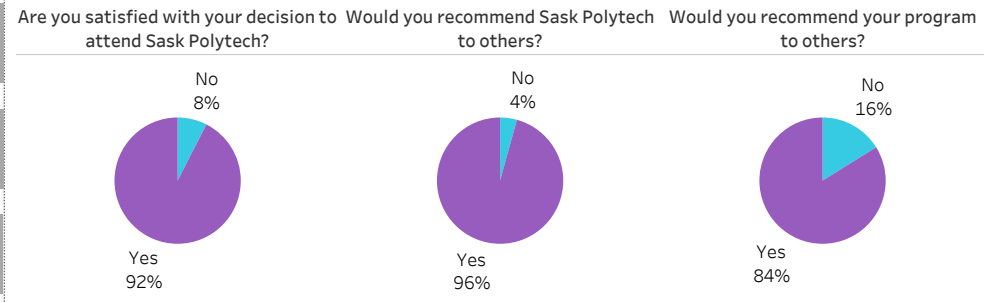
[Click on button to RESET Filters](#)

Number of Respondents 93	School: Nursing Program: All Credential: All Admin Campus: All Base/CE: Base Indigenous: All
------------------------------------	--

Level of Satisfaction	Very Satisfied & Somewhat Satisfied	<ul style="list-style-type: none"> Very satisfied Somewhat satisfied Very dissatisfied Somewhat dissatisfied Not sure 	Program Benefits	A Great Extent & Some Extent	<ul style="list-style-type: none"> A great extent Some extent No extent at all Not sure Not applicable
-----------------------	-------------------------------------	--	------------------	------------------------------	---



Satisfaction with Sask Polytech



Institutional Research and Analysis

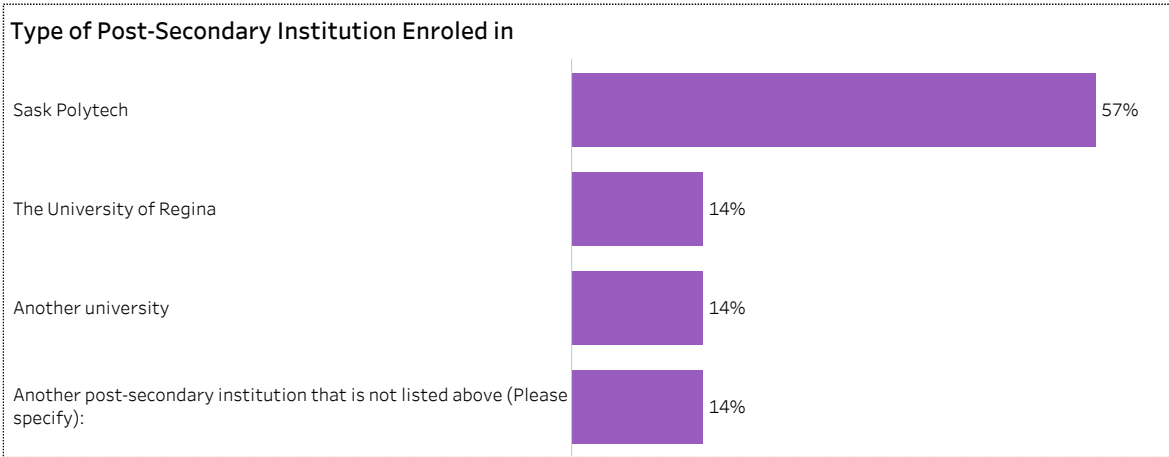
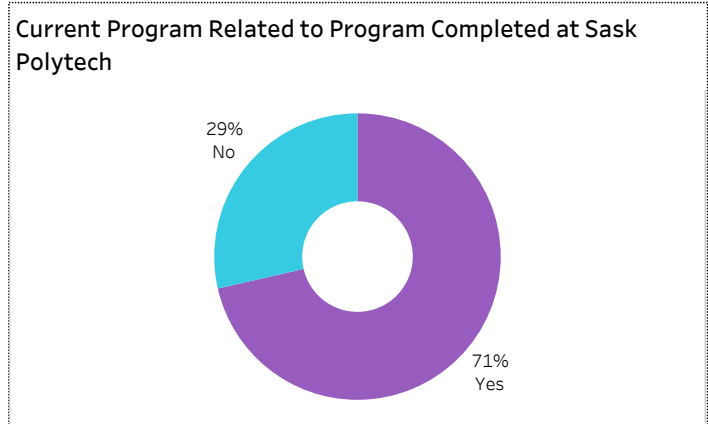
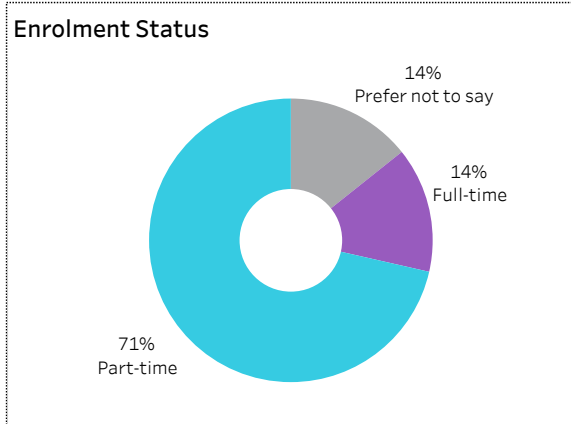
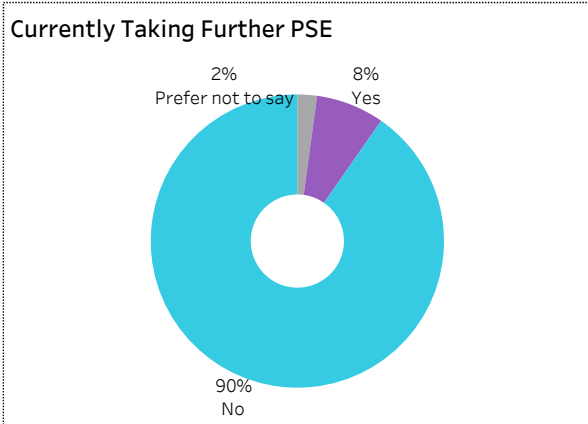


2019-20 Graduate Follow-up Survey Summary of Results (page 5/5) Further Post-Secondary Education



[Click on button to RESET Filters](#)

Number of Respondents: **93** | School: **Nursing** | Program: **All** | Credential: **All** | Admin Campus: **All** | Base/CE: **Base** | Indigenous: **All**



Among the students who pursued further education, 25% indicated the program was not related to the one they completed at Sask Polytech. Common reasons cited by the graduates who were studying in an unrelated field were to be able to change career choice, to have more/better career choices, and difficulty of finding employment in their previous field of study.

Institutional Research and Analysis



2019-20 Graduate Follow-up Survey Summary of Results (page 1/5) Respondent Profile

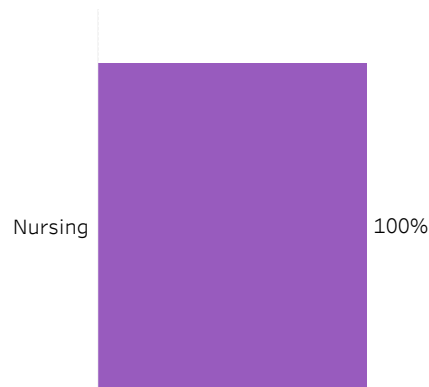


[Click on button to RESET Filters](#)

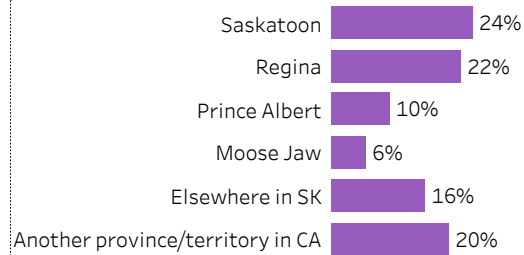
Number of Respondents
49

School: **Nursing** | Program: **All** | Credential: **All** | Admin Campus: **Regina** | Base/CE: **Con Ed - Sask Polytech Delivered** | Indigenous: **All**

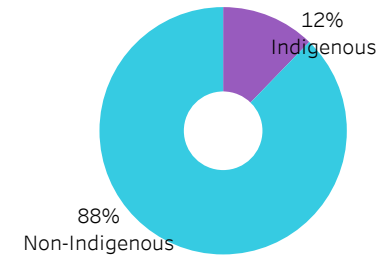
School



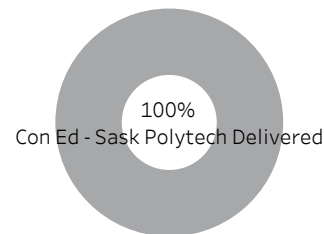
Location of Current Residence



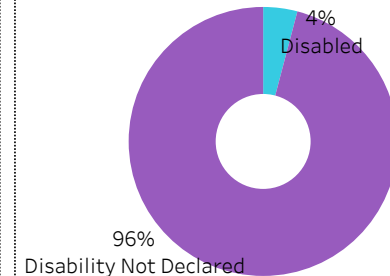
Indigenous Status



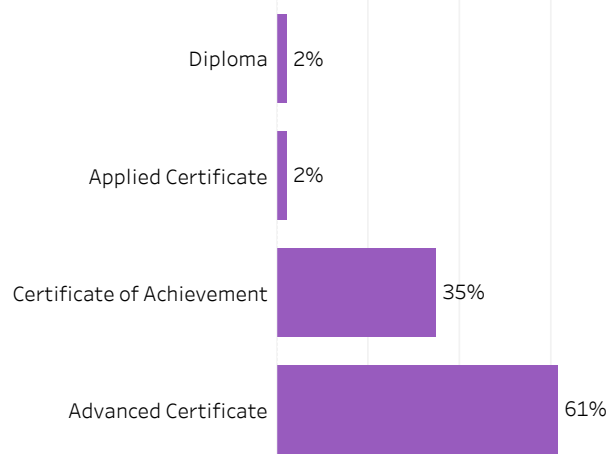
Base/CE



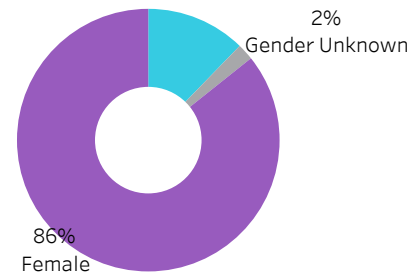
Disability



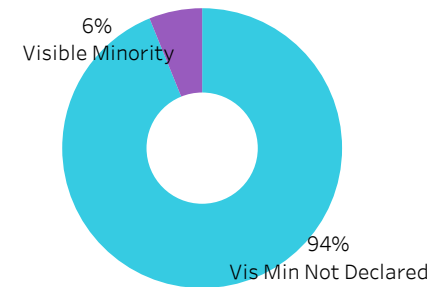
Credentials



Gender



Visible Minority



Institutional Research and Analysis



2019-20 Graduate Follow-up Survey Summary of Results (page 2/5) Graduate Employment



[Click on button to RESET Filters](#)

Number of Respondents
49

School: **Nursing** | Program: **All** | Credential: **All** | Admin Campus: **Regina** | Base/CE: **Con Ed - Sask Polytech Delivered** | Indigenous: **All**

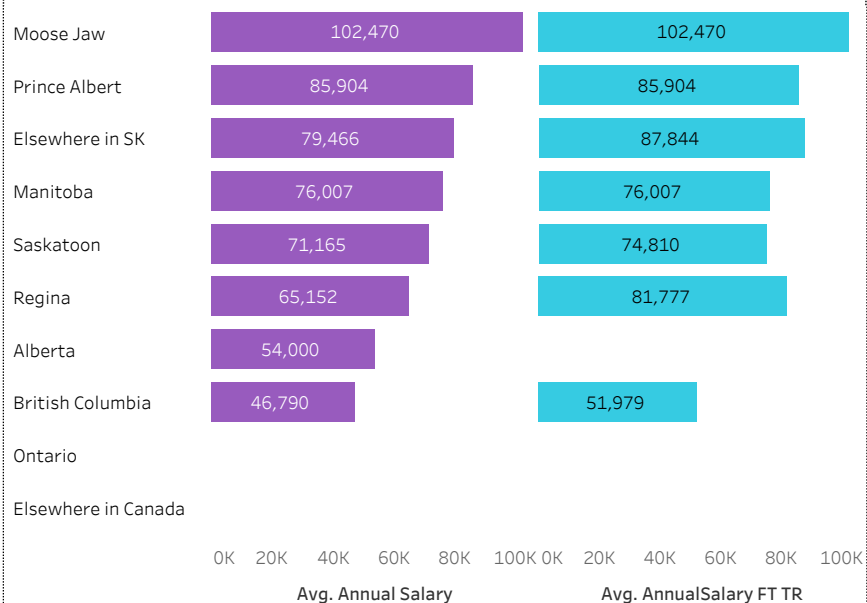
Overall Employment Rate

#Available Workforce	# of Grads Employed	Employment Rate	# of Fulltime Employed Grads	Full-time Employment Rate
48	48	100%	44	92%

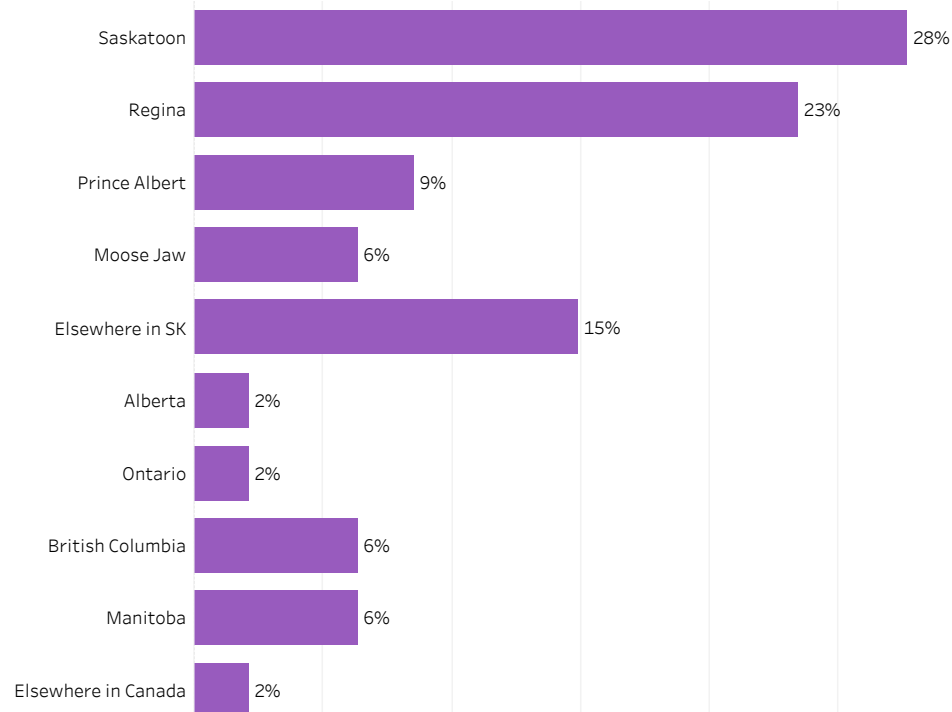
Training Related (TR) Employment

#Available Workforce	# of TR Employed Grads	TR Employment Rate	# of Fulltime TR Employed Grads	Full-time Training Related Employment Rate
48	40	83%	37	77%

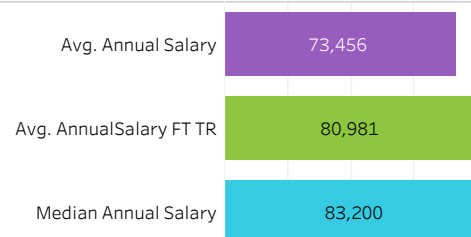
Average Salaries by Location of Employment



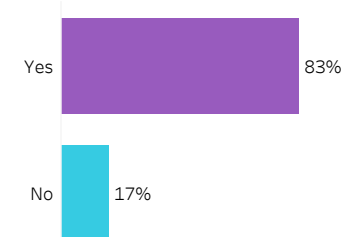
Location of Employment



Average/Median Salary



Relatedness of Job to Training



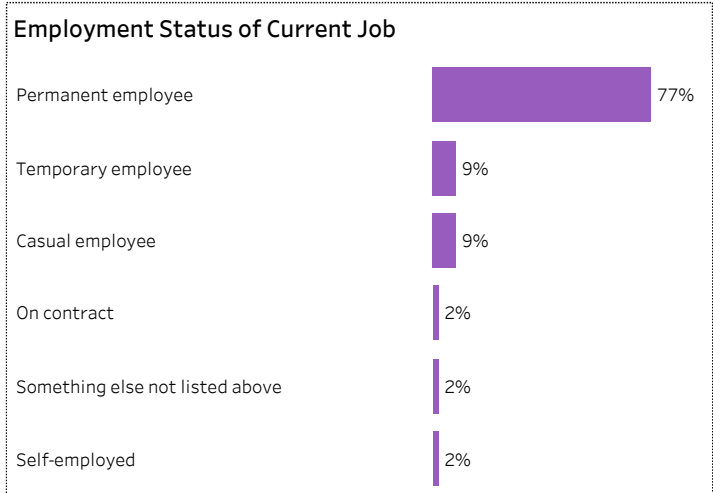
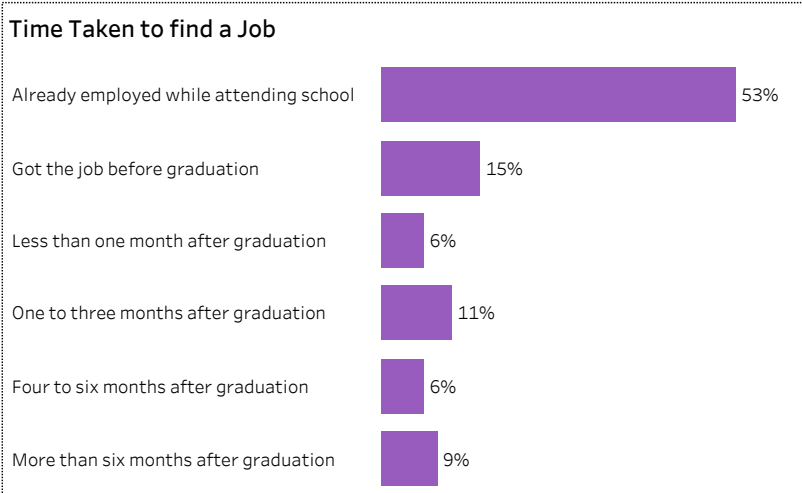
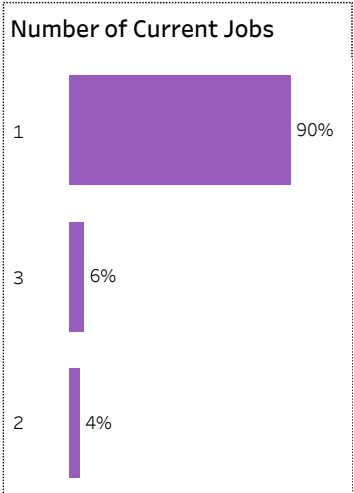
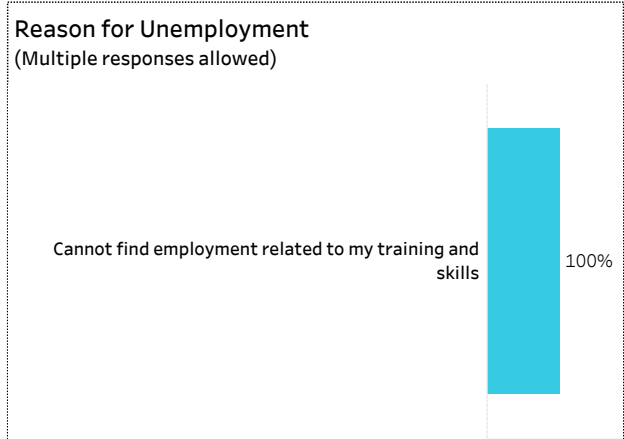
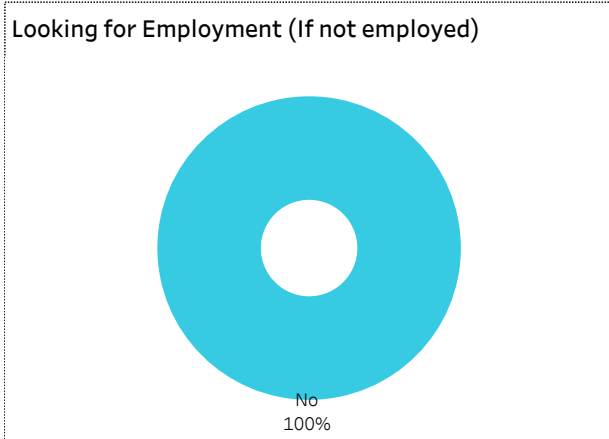
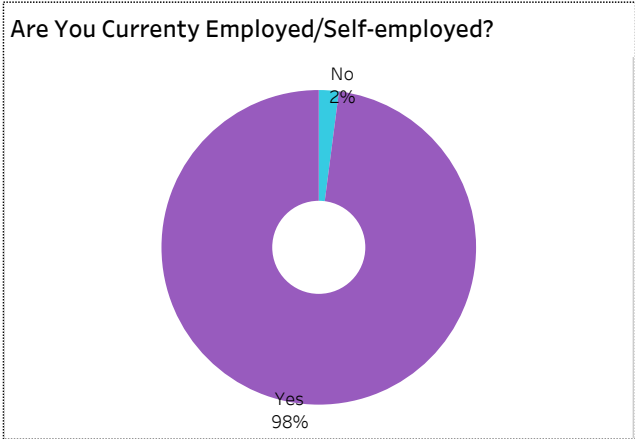


2019-20 Graduate Follow-up Survey Summary of Results (page 3/5) Graduate Employment (continued)



[Click on button to RESET Filters](#)

Number of Respondents: **49** | School: **Nursing** | Program: **All** | Credential: **All** | Admin Campus: **Regina** | Base/CE: **Con Ed - Sask Polytech Delivered** | Indigenous: **All**





2019-20 Graduate Follow-up Survey Summary of Results (page 4/5) Satisfaction and Program Benefits



Click on button to RESET Filters

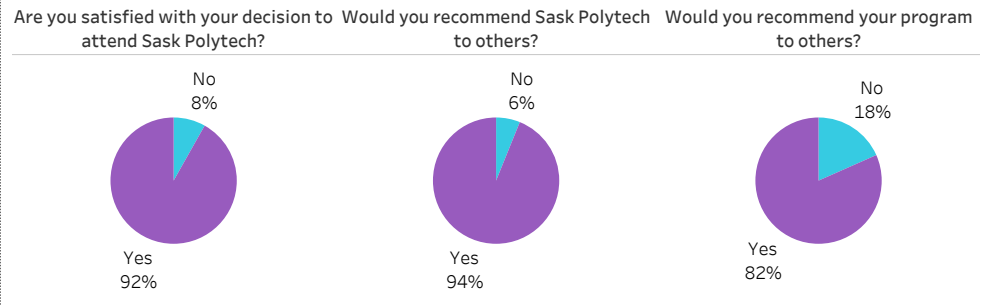
Number of Respondents 49	School: Nursing Program: All Credential: All Admin Campus: Regina Base/CE: Con Ed - Sask Polytech Delivered Indigenous: All
------------------------------------	---

Level of Satisfaction	Very Satisfied & Somewhat Satisfied	Very dissatisfied & Somewhat dissatisfied	Not sure	Program Benefits	A Great Extent & Some Extent	No extent at all	Not applicable	Not sure
-----------------------	-------------------------------------	---	----------	------------------	------------------------------	------------------	----------------	----------

Category	Percentage	Very satisfied	Somewhat satisfied	Very dissatisfied	Somewhat dissatisfied	Not sure
Instruction delivered	86%	43%	43%	10%		
Educational experience at Sask Polytech	86%	41%	45%	10%		
Relevance of your program to your field of employment	86%	63%	22%	6%	6%	6%
Program	82%	39%	43%	6%	10%	
Student support services	63%	43%	20%	6%	6%	24%
Campus facilities	57%	35%	22%			39%
Campus activities	35%	24%	10%			65%

Program Benefit	Percentage	A great extent	Some extent	No extent at all	Not sure
Skills and knowledge relevant in the workplace	90%	55%	35%	6%	
Improved employment opportunities	88%	53%	35%	6%	6%
Improved earning potential	61%	31%	31%	22%	10%

Satisfaction with Sask Polytech



Institutional Research and Analysis



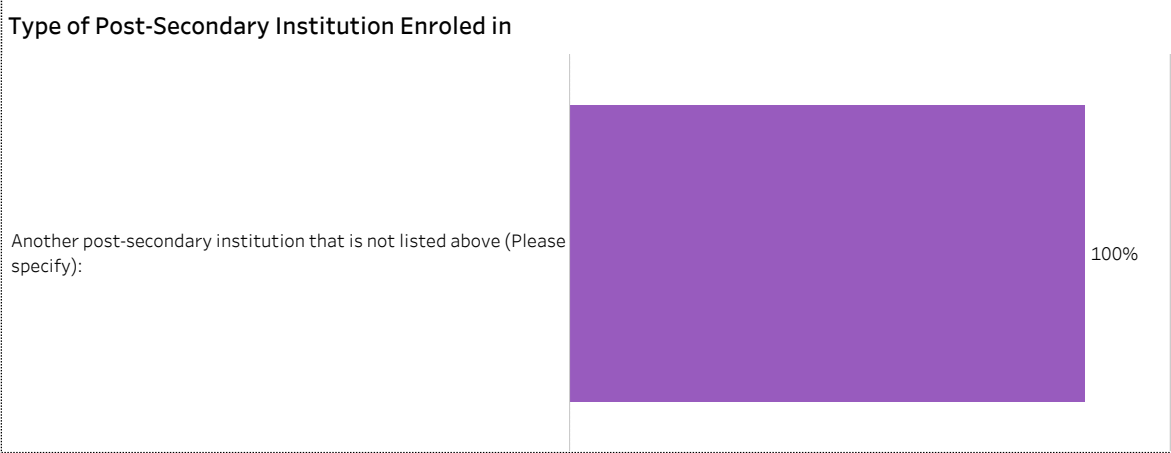
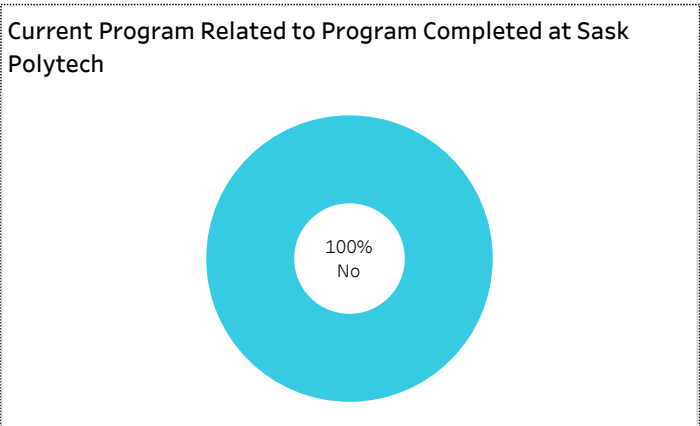

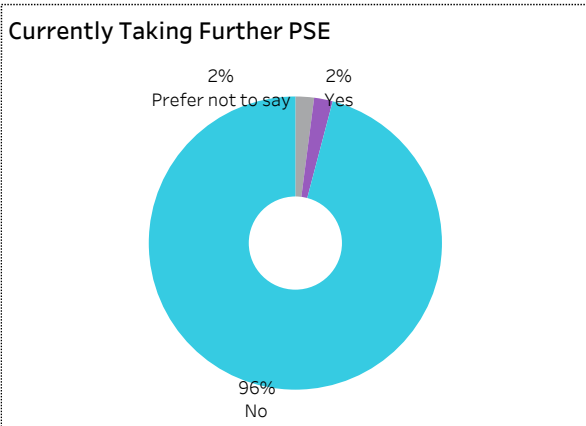
2019-20 Graduate Follow-up Survey Summary of Results (page 5/5) Further Post-Secondary Education



[Click on button to RESET Filters](#)

Number of Respondents
49

School: **Nursing** | Program: **All** | Credential: **All** | Admin Campus: **Regina** | Base/CE: **Con Ed - Sask Polytech Delivered** | Indigenous: **All**



Among the students who pursued further education, 25% indicated the program was not related to the one they completed at Sask Polytech. Common reasons cited by the graduates who were studying in an unrelated field were to be able to change career choice, to have more/better career choices, and difficulty of finding employment in their previous field of study.

Institutional Research and Analysis



2019-20 Graduate Follow-up Survey Summary of Results (page 1/5) Respondent Profile

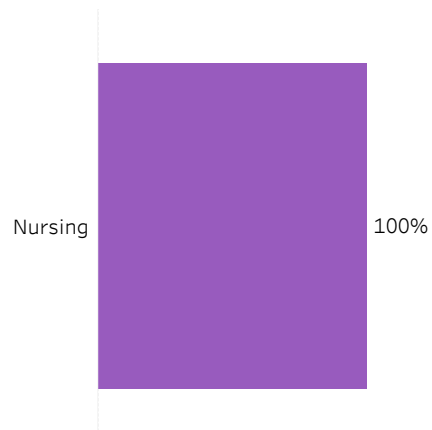


[Click on button to RESET Filters](#)

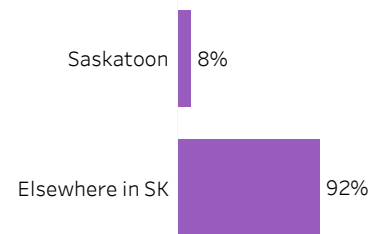
Number of Respondents
12

School: **Nursing** | Program: **Practical Nursing** | Credential: **Diploma** | Admin Campus: **Regina** | Base/CE: **Con Ed - Brokered** | Indigenous: **All**

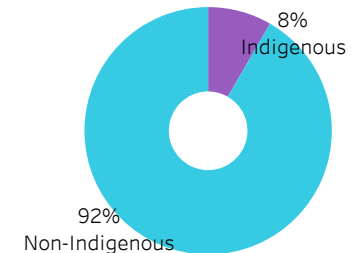
School



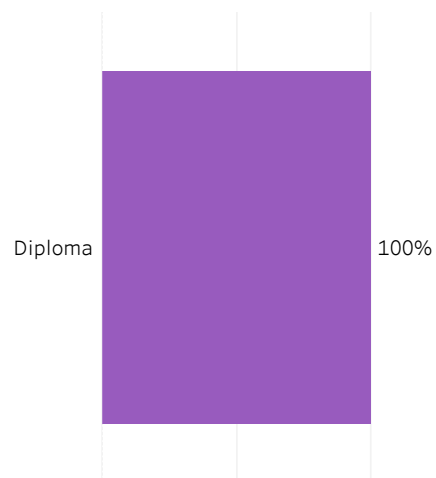
Location of Current Residence



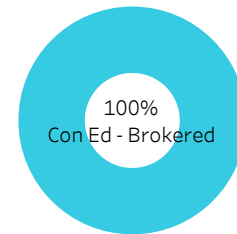
Indigenous Status




Credentials



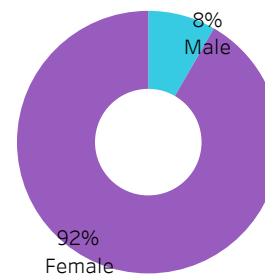
Base/CE



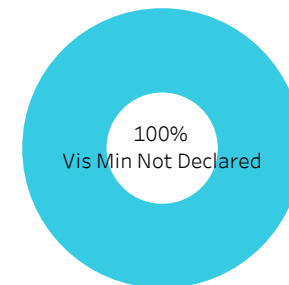
Disability



Gender



Visible Minority





2019-20 Graduate Follow-up Survey Summary of Results (page 2/5) Graduate Employment



[Click on button to RESET Filters](#)

Number of Respondents
12

School: **Nursing** | Program: **Practical Nursing** | Credential: **Diploma** | Admin Campus: **Regina** | Base/CE: **Con Ed - Brokered** | Indigenous: **All**

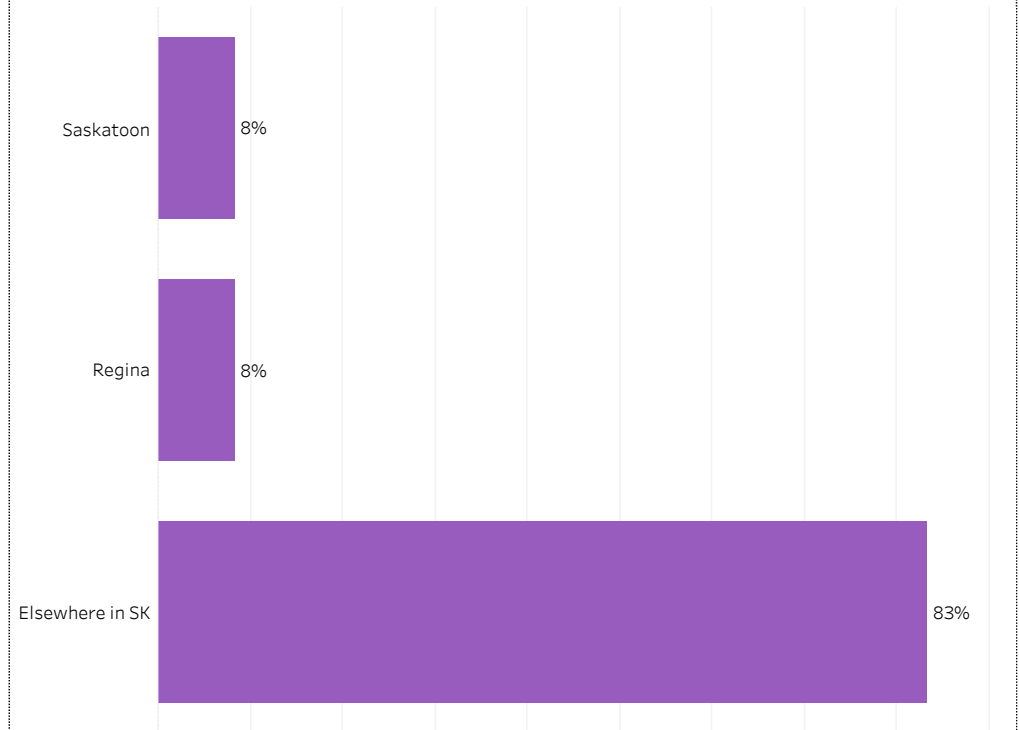
Overall Employment Rate

#Available Workforce	# of Grads Employed	Employment Rate	# of Fulltime Employed Grads	Full-time Employment Rate
12	12	100%	11	92%

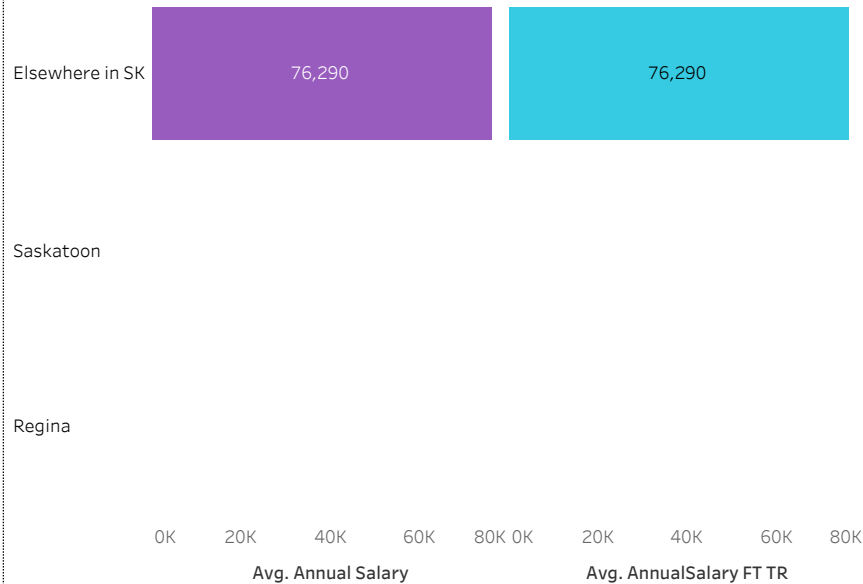
Training Related (TR) Employment

#Available Workforce	# of TR Employed Grads	TR Employment Rate	# of Fulltime TR Employed Grads	Full-time Training Related Employment Rate
12	12	100%	11	92%

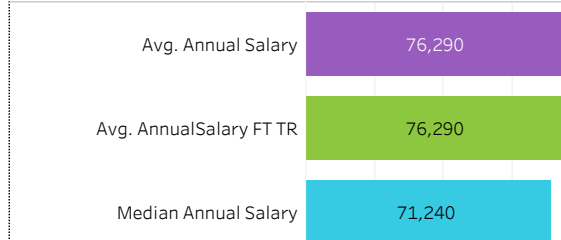
Location of Employment



Average Salaries by Location of Employment



Average/Median Salary



Relatedness of Job to Training



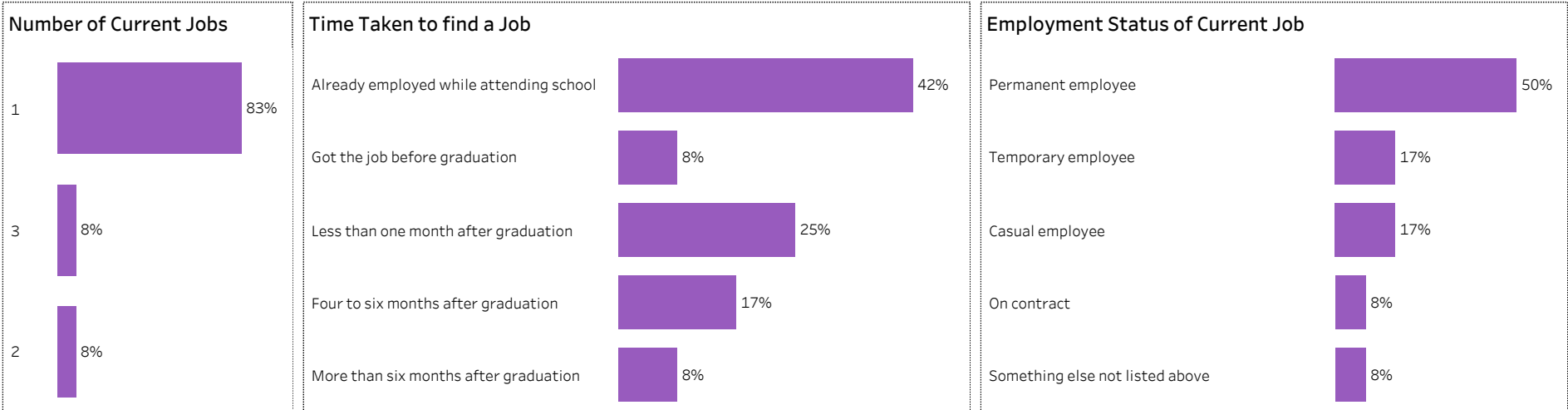
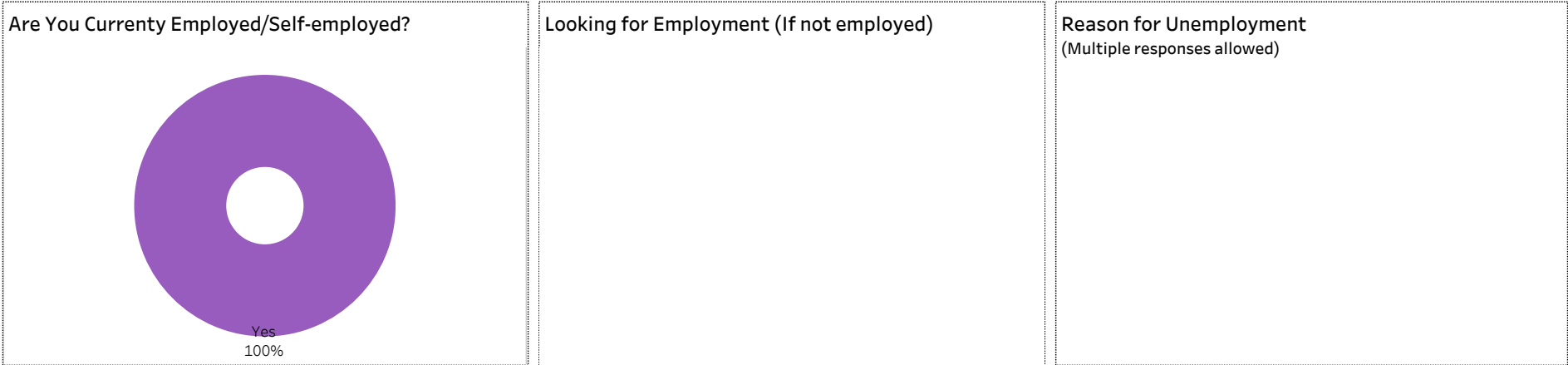


2019-20 Graduate Follow-up Survey Summary of Results (page 3/5) Graduate Employment (continued)



[Click on button to RESET Filters](#)

Number of Respondents **12** | School: **Nursing** | Program: **Practical Nursing** | Credential: **Diploma** | Admin Campus: **Regina** | Base/CE: **Con Ed - Brokered** |
Indigenous: **All**





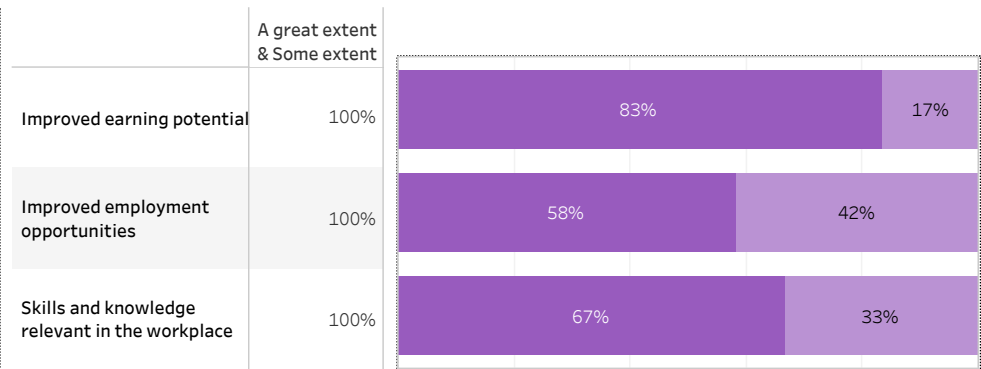
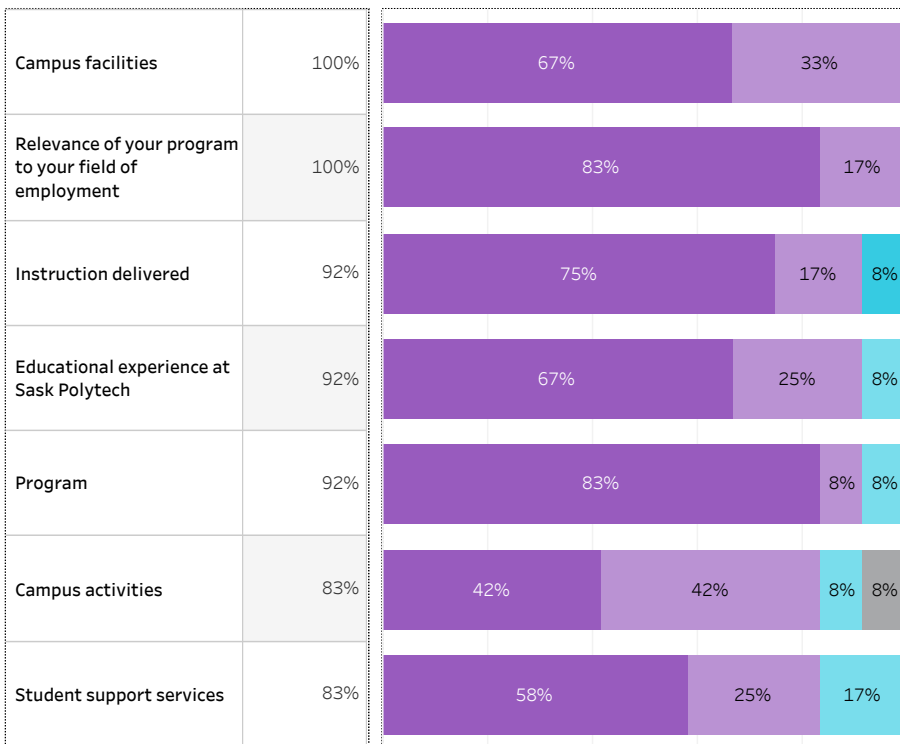
2019-20 Graduate Follow-up Survey Summary of Results (page 4/5) Satisfaction and Program Benefits



[Click on button to RESET Filters](#)

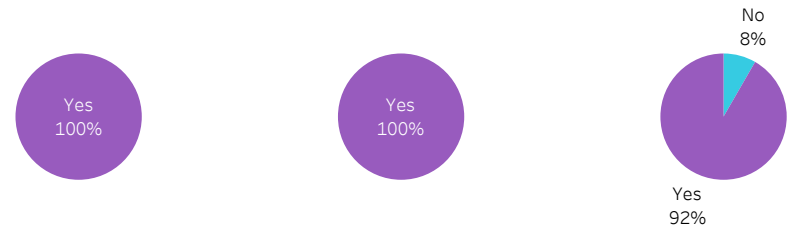
Number of Respondents 12	School: Nursing Program: Practical Nursing Credential: Diploma Admin Campus: Regina Base/CE: Con Ed - Brokered Indigenous: All
------------------------------------	---

Level of Satisfaction	Very Satisfied & Somewhat Satisfied	Very satisfied Somewhat satisfied Very dissatisfied Somewhat dissatisfied Not sure	Program Benefits	A Great Extent & Some Extent	Some extent A great extent
------------------------------	-------------------------------------	--	-------------------------	------------------------------	-------------------------------



Satisfaction with Sask Polytech

Are you satisfied with your decision to attend Sask Polytech? Would you recommend Sask Polytech to others? Would you recommend your program to others?



Institutional Research and Analysis




2019-20 Graduate Follow-up Survey Summary of Results (page 5/5) Further Post-Secondary Education



[Click on button to RESET Filters](#)

Number of Respondents 12	School: Nursing Program: Practical Nursing Credential: Diploma Admin Campus: Regina Base/CE: Con Ed - Brokered Indigenous: All
------------------------------------	---

Currently Taking Further PSE  <p>100% No</p>	Enrolment Status	Current Program Related to Program Completed at Sask Polytech
---	-------------------------	--

Type of Post-Secondary Institution Enroled in
--

Among the students who pursued further education, 25% indicated the program was not related to the one they completed at Sask Polytech. Common reasons cited by the graduates who were studying in an unrelated field were to be able to change career choice, to have more/better career choices, and difficulty of finding employment in their previous field of study.

Institutional Research and Analysis



2019-20 Graduate Follow-up Survey Summary of Results (page 1/5) Respondent Profile

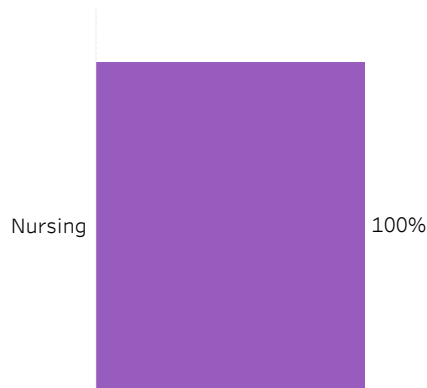


[Click on button to RESET Filters](#)

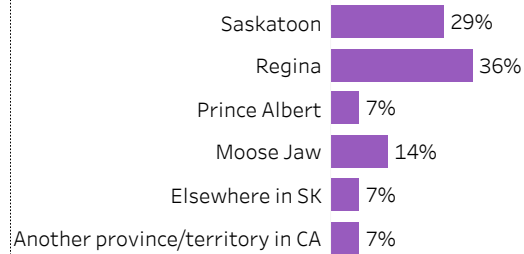
Number of Respondents
14

School: **Nursing** | Program: **Critical Care Nursing** | Credential: **Advanced Certificate** | Admin Campus: **Regina** |
Base/CE: **Con Ed - Sask Polytech Delivered** | Indigenous: **Non-Indigenous**

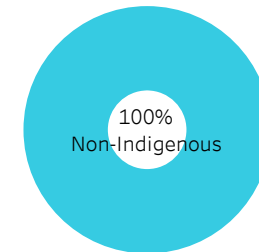
School



Location of Current Residence



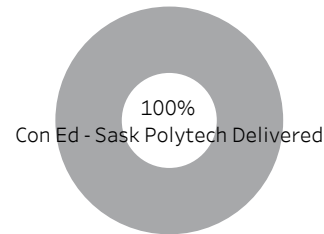
Indigenous Status




Credentials



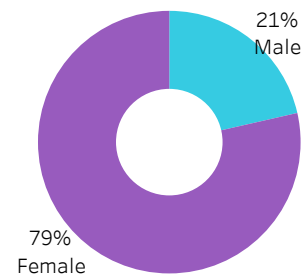
Base/CE



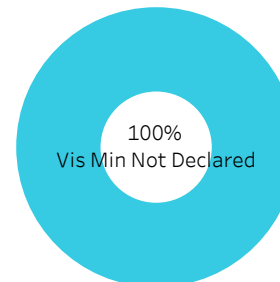
Disability



Gender



Visible Minority





2019-20 Graduate Follow-up Survey Summary of Results (page 2/5) Graduate Employment



[Click on button to RESET Filters](#)

Number of Respondents
14

School: **Nursing** | Program: **Critical Care Nursing** | Credential: **Advanced Certificate** | Admin Campus: **Regina** | Base/CE: **Con Ed - Sask Polytech Delivered** | Indigenous: **Non-Indigenous**

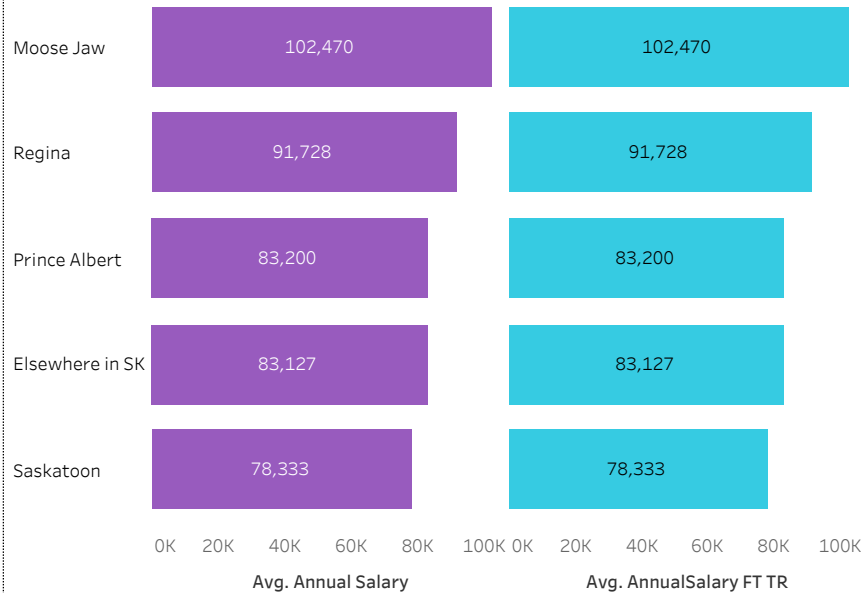
Overall Employment Rate

#Available Workforce	# of Grads Employed	Employment Rate	# of Fulltime Employed Grads	Full-time Employment Rate
14	14	100%	13	93%

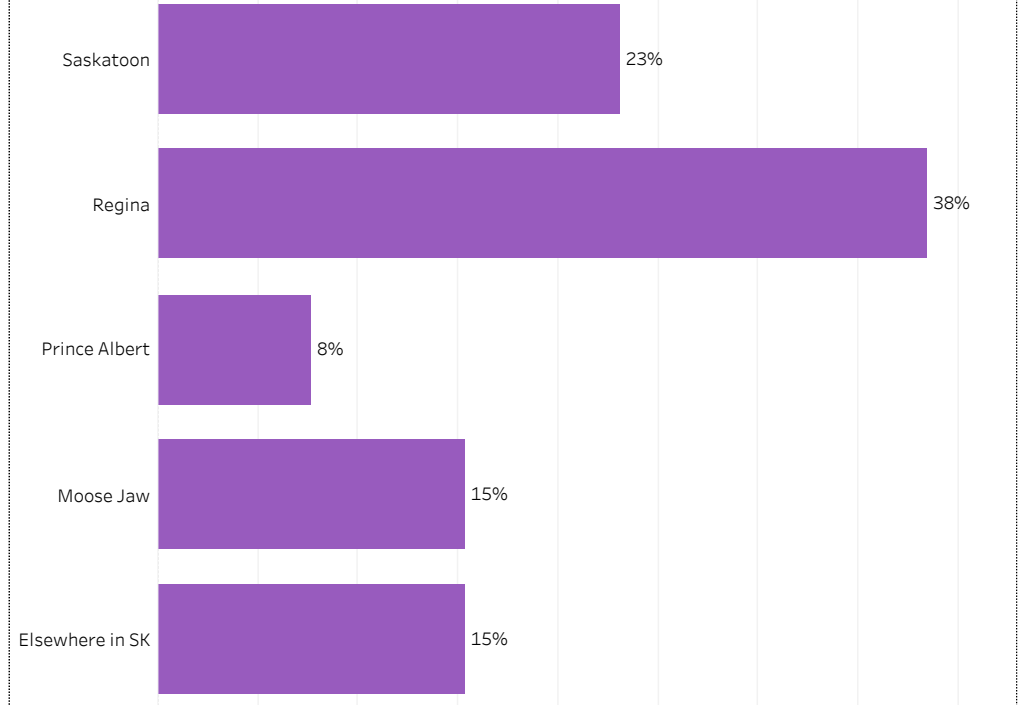
Training Related (TR) Employment

#Available Workforce	# of TR Employed Grads	TR Employment Rate	# of Fulltime TR Employed Grads	Full-time Training Related Employment Rate
14	14	100%	13	93%

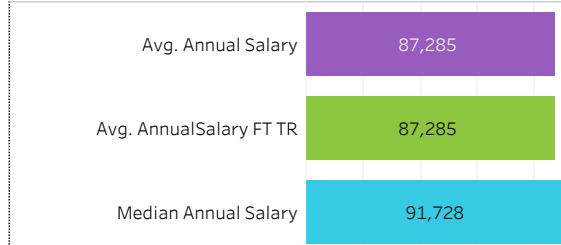
Average Salaries by Location of Employment



Location of Employment



Average/Median Salary



Relatedness of Job to Training





2019-20 Graduate Follow-up Survey

Summary of Results (page 3/5)

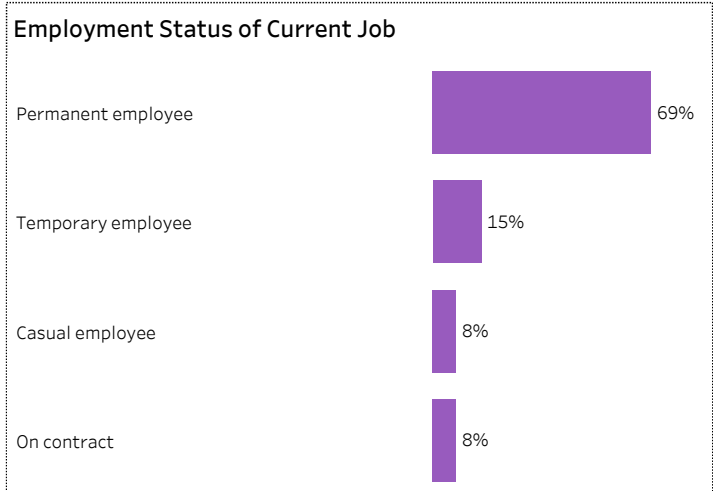
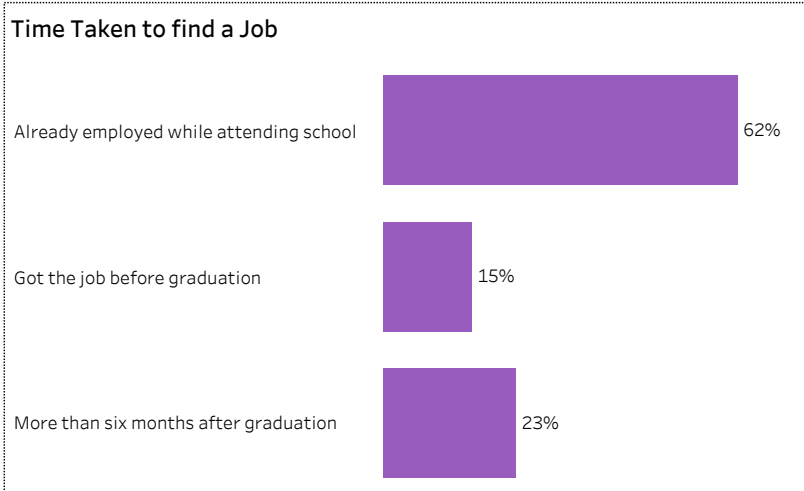
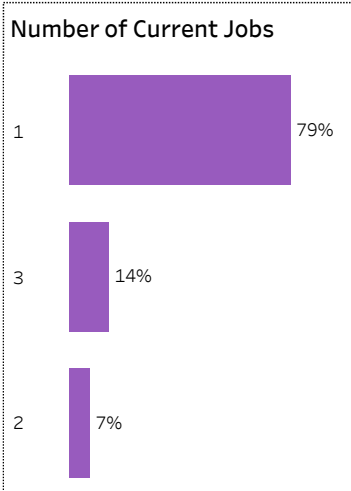
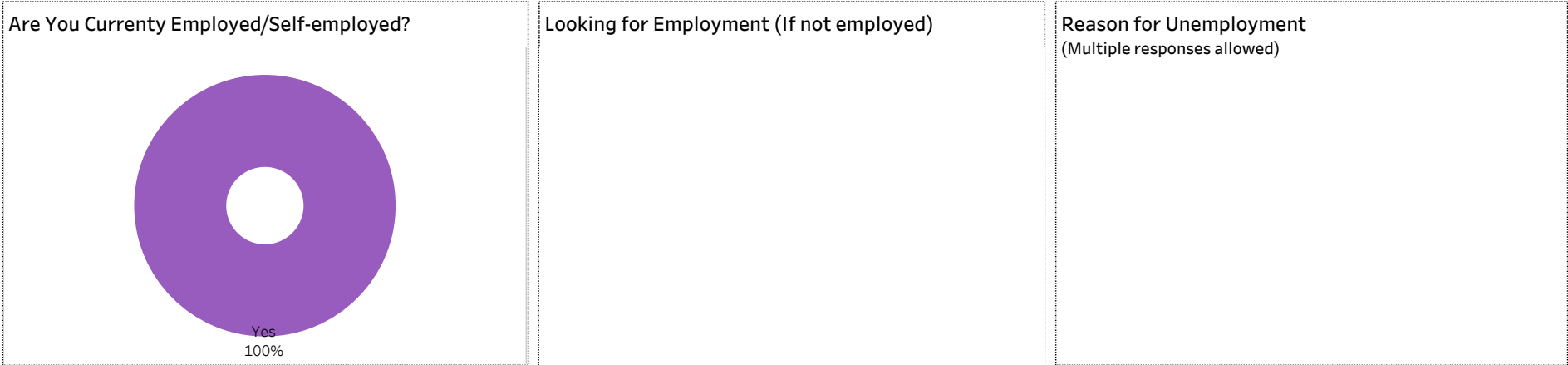
Graduate Employment (continued)



[Click on button to RESET Filters](#)

Number of Respondents: **14**

School: **Nursing** | Program: **Critical Care Nursing** | Credential: **Advanced Certificate** | Admin Campus: **Regina** | Base/CE: **Con Ed - Sask Polytech Delivered** | Indigenous: **Non-Indigenous**





2019-20 Graduate Follow-up Survey Summary of Results (page 4/5) Satisfaction and Program Benefits



Click on button to RESET Filters

Number of Respondents 14	School: Nursing Program: Critical Care Nursing Credential: Advanced Certificate Admin Campus: Regina Base/CE: Con Ed - Sask Polytech Delivered Indigenous: Non-Indigenous
------------------------------------	---

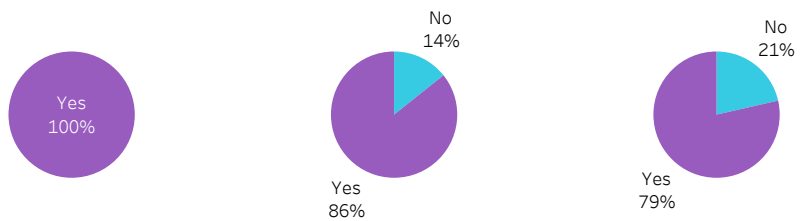
Level of Satisfaction	Very Satisfied & Somewhat Satisfied	<ul style="list-style-type: none"> Very satisfied Somewhat satisfied Very dissatisfied Somewhat dissatisfied Not sure 	Program Benefits	A Great Extent & Some Extent	<ul style="list-style-type: none"> Not sure No extent at all Some extent A great extent
------------------------------	-------------------------------------	--	-------------------------	------------------------------	---

Program	Response Rate	Very satisfied	Somewhat satisfied	Very dissatisfied	Somewhat dissatisfied	Not sure
Program	100%	43%	57%	0%	0%	0%
Relevance of your program to your field of employment	100%	64%	36%	0%	0%	0%
Educational experience at Sask Polytech	93%	36%	57%	7%	0%	0%
Campus facilities	79%	50%	29%	0%	0%	21%
Instruction delivered	79%	29%	50%	0%	21%	0%
Campus activities	50%	43%	7%	0%	0%	50%
Student support services	50%	29%	21%	7%	14%	29%

Program Benefits	Response Rate	A great extent	Some extent	No extent at all	Not sure
Skills and knowledge relevant in the workplace	100%	57%	43%	0%	0%
Improved employment opportunities	93%	57%	36%	0%	7%
Improved earning potential	64%	21%	43%	36%	0%

Satisfaction with Sask Polytech

Are you satisfied with your decision to attend Sask Polytech? | Would you recommend Sask Polytech to others? | Would you recommend your program to others?



Institutional Research and Analysis




2019-20 Graduate Follow-up Survey Summary of Results (page 5/5) Further Post-Secondary Education



[Click on button to RESET Filters](#)

Number of Respondents 14	School: Nursing Program: Critical Care Nursing Credential: Advanced Certificate Admin Campus: Regina Base/CE: Con Ed - Sask Polytech Delivered Indigenous: Non-Indigenous
------------------------------------	---

Currently Taking Further PSE  <p>100% No</p>	Enrolment Status	Current Program Related to Program Completed at Sask Polytech
---	-------------------------	--

Type of Post-Secondary Institution Enroled in
--

Among the students who pursued further education, 25% indicated the program was not related to the one they completed at Sask Polytech. Common reasons cited by the graduates who were studying in an unrelated field were to be able to change career choice, to have more/better career choices, and difficulty of finding employment in their previous field of study.



2019-20 Graduate Follow-up Survey Summary of Results (page 1/5) Respondent Profile

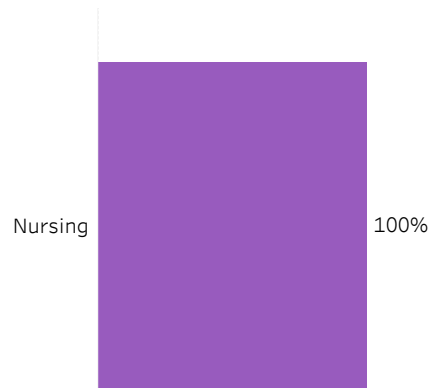


[Click on button to RESET Filters](#)


Number of Respondents
3

School: **Nursing** | Program: **Diabetes Education/Professionl** | Credential: **Advanced Certificate** | Admin Campus: **Regina** | Base/CE: **Base** | Indigenous: **All**

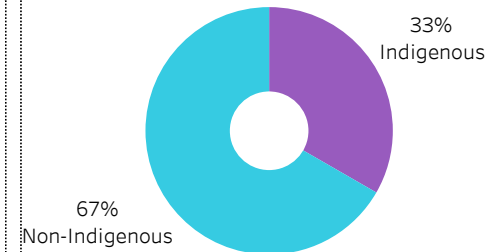
School



Location of Current Residence



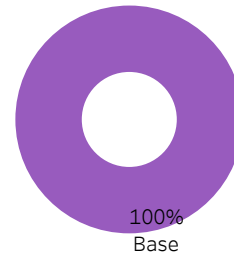
Indigenous Status



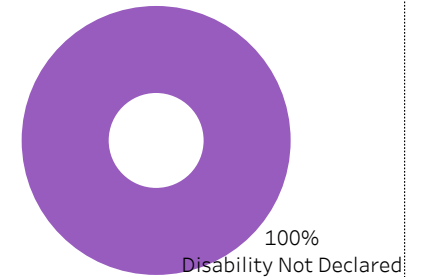
Credentials




Base/CE



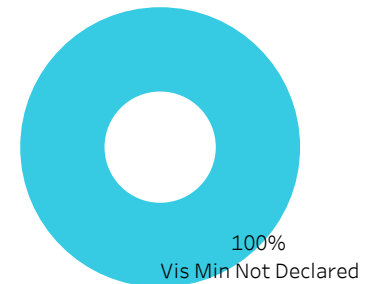
Disability



Gender



Visible Minority





2019-20 Graduate Follow-up Survey Summary of Results (page 2/5) Graduate Employment



[Click on button to RESET Filters](#)

Number of Respondents
3

School: **Nursing** | Program: **Diabetes Education/Professional** | Credential: **Advanced Certificate** | Admin Campus: **Regina** | Base/CE: **Base** |
Indigenous: **All**

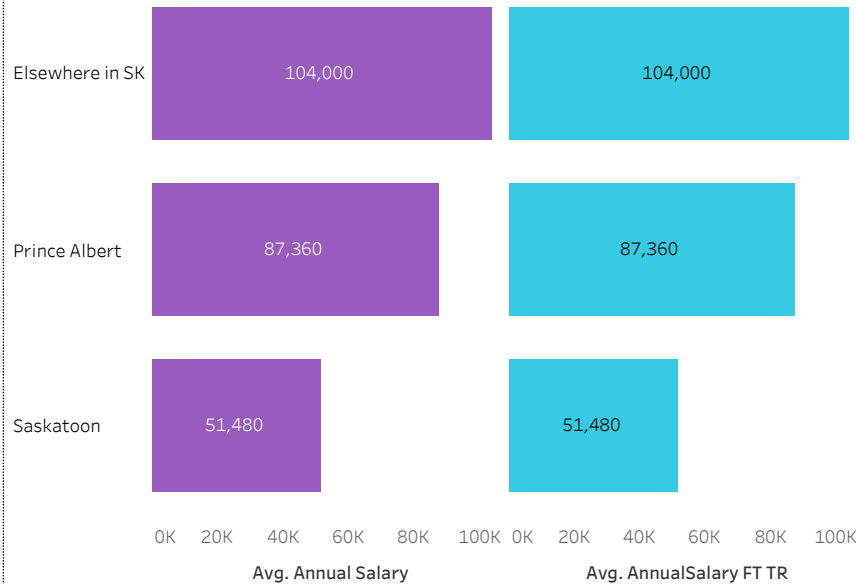
Overall Employment Rate

#Available Workforce	# of Grads Employed	Employment Rate	# of Fulltime Employed Grads	Full-time Employment Rate
3	3	100%	3	100%

Training Related (TR) Employment

#Available Workforce	# of TR Employed Grads	TR Employment Rate	# of Fulltime TR Employed Grads	Full-time TR Employment Rate
3	3	100%	3	100%


Average Salaries by Location of Employment



Location of Employment



Average/Median Salary



Relatedness of Job to Training





2019-20 Graduate Follow-up Survey

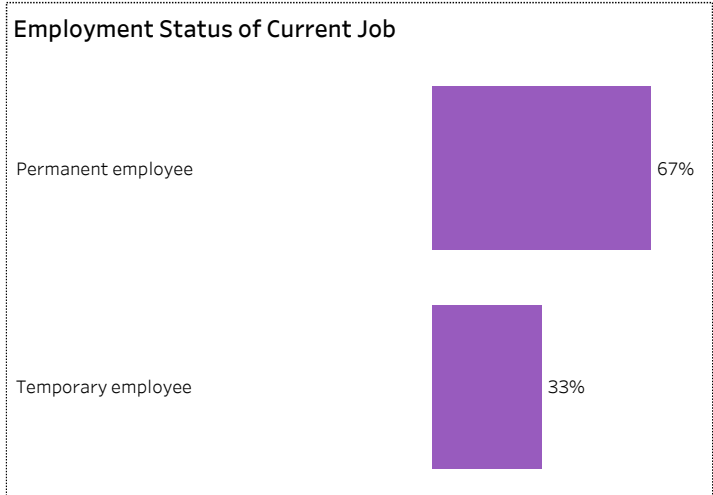
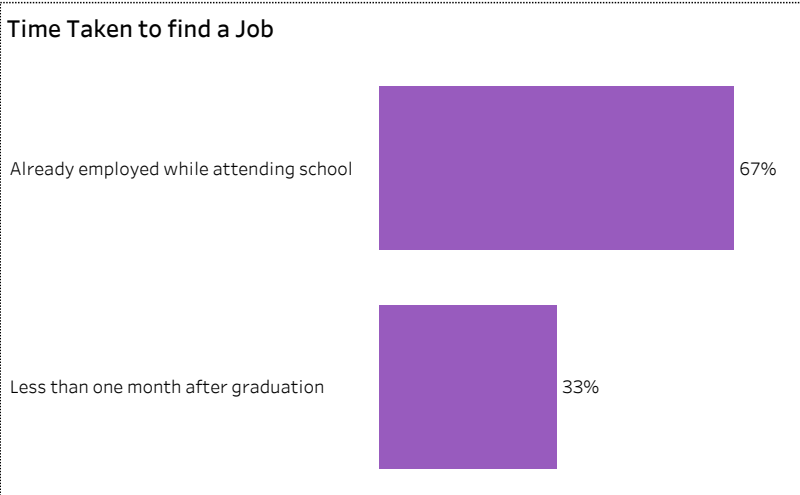
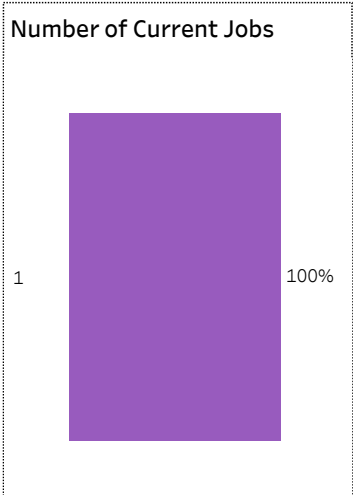

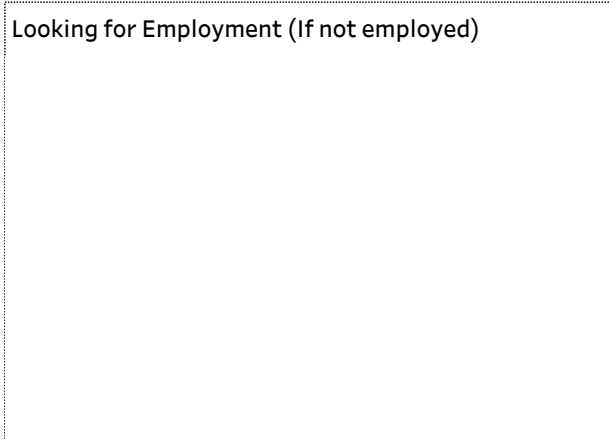
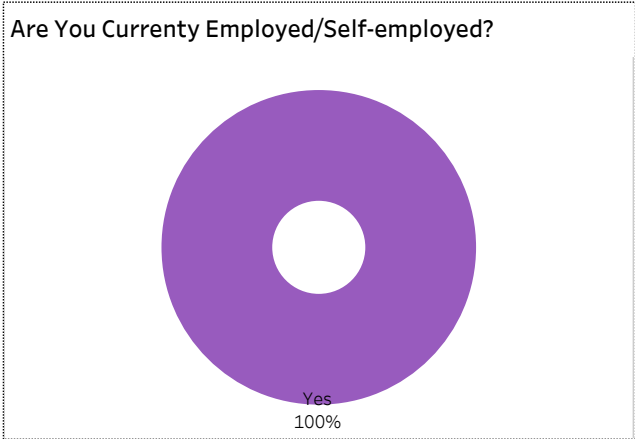
Summary of Results (page 3/5)

Graduate Employment (continued)



Number of Respondents: **3**

School: **Nursing** | Program: **Diabetes Education/Professionl** | Credential: **Advanced Certificate** | Admin Campus: **Regina** | Base/CE: **Base** | Indigenous: **All**





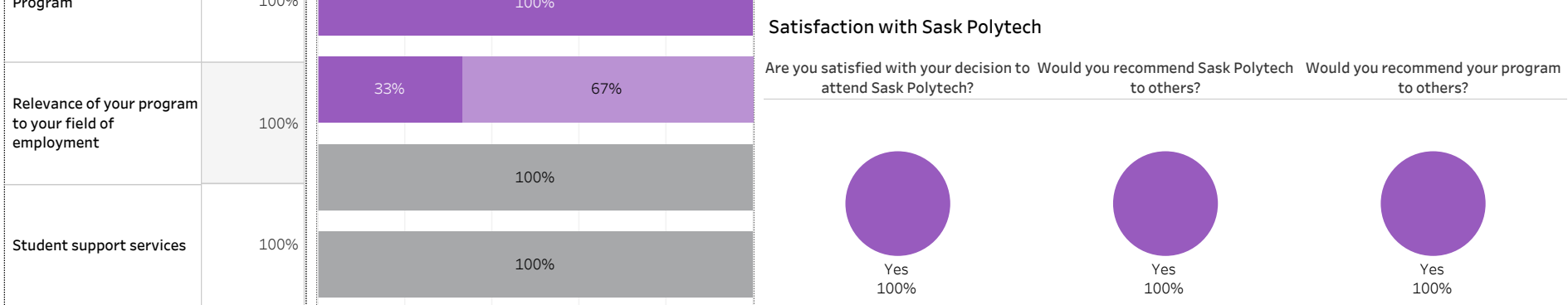
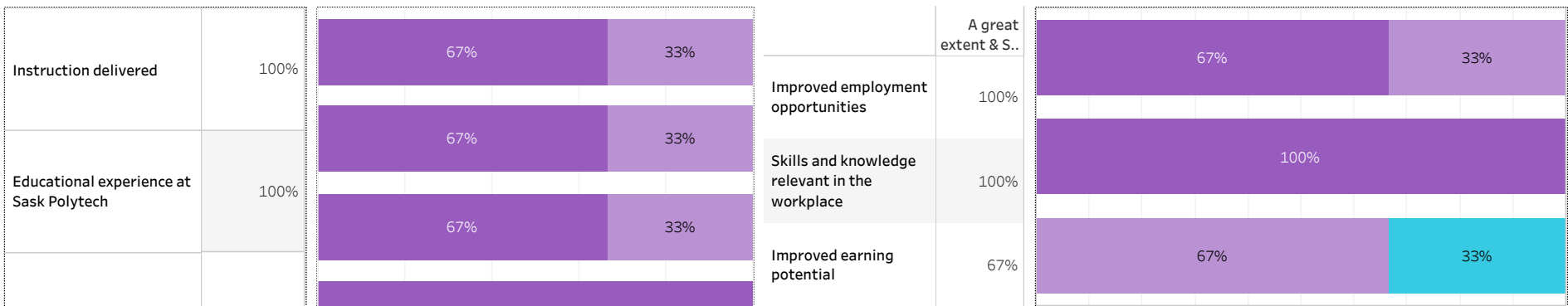
2019-20 Graduate Follow-up Survey Summary of Results (page 4/5) Satisfaction and Program Benefits



Click on button to RESET Filters

Number of Respondents 3	School: Nursing Program: Diabetes Education/Professionl Credential: Advanced Certificate Admin Campus: Regina Base/CE: Base Indigenous: All
-----------------------------------	---

Level of Satisfaction	Very Satisfied & Somewhat Satisfied	<ul style="list-style-type: none"> Very satisfied Somewhat satisfied Not sure 	Program Benefits	A Great Extent & Some Extent	<ul style="list-style-type: none"> No extent at all Some extent A great extent
------------------------------	-------------------------------------	--	-------------------------	------------------------------	---



Institutional Research and Analysis




2019-20 Graduate Follow-up Survey Summary of Results (page 5/5) Further Post-Secondary Education



[Click on button to RESET Filters](#)

Number of Respondents 3	School: Nursing Program: Diabetes Education/Professionl Credential: Advanced Certificate Admin Campus: Regina Base/CE: Base Indigenous: All
-----------------------------------	---

Currently Taking Further PSE  <p>100% No</p>	Enrolment Status	Current Program Related to Program Completed at Sask Polytech
---	-------------------------	--

Type of Post-Secondary Institution Enroled in
--

Among the students who pursued further education, 25% indicated the program was not related to the one they completed at Sask Polytech. Common reasons cited by the graduates who were studying in an unrelated field were to be able to change career choice, to have more/better career choices, and difficulty of finding employment in their previous field of study.



2019-20 Graduate Follow-up Survey Summary of Results (page 1/5) Respondent Profile

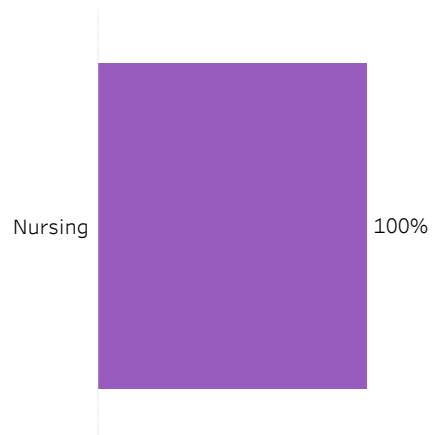


[Click on button to RESET Filters](#)

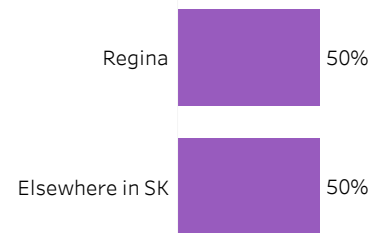
Number of Respondents
2

School: **Nursing** | Program: **Diabetes Education/Providers** | Credential: **Applied Certificate** | Admin Campus:
Regina | Base/CE: **Base** | Indigenous: **All**

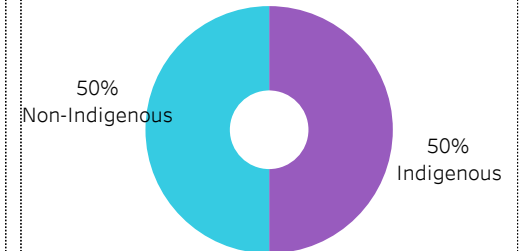
School



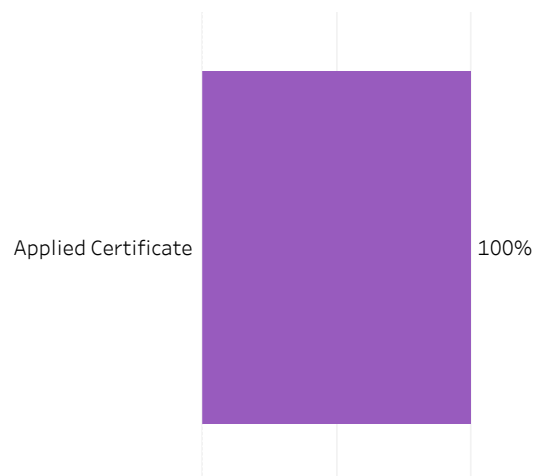
Location of Current Residence



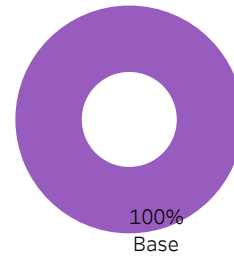
Indigenous Status



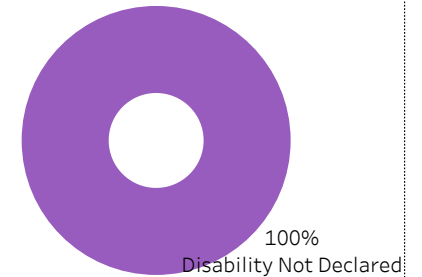
Credentials




Base/CE



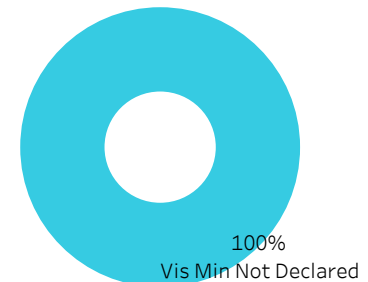
Disability



Gender



Visible Minority





2019-20 Graduate Follow-up Survey Summary of Results (page 2/5) Graduate Employment



[Click on button to RESET Filters](#)

Number of Respondents
2

School: **Nursing** | Program: **Diabetes Education/Providers** | Credential: **Applied Certificate** | Admin Campus: **Regina** | Base/CE: **Base** |
Indigenous: **All**

Overall Employment Rate

#Available Workforce	# of Grads Employed	Employment Rate	# of Fulltime Employed Grads	Full-time Employment Rate
2	2	100%	2	100%

Training Related (TR) Employment

#Available Workforce	# of TR Employed Grads	TR Employment Rate	# of Fulltime TR Employed Grads	Full -time TR Employment Rate
2	0	0%	0	0%

Average Salaries by Location of Employment

Elsewhere in SK

0
Avg. Annual Salary

0
Avg. AnnualSalary FT TR

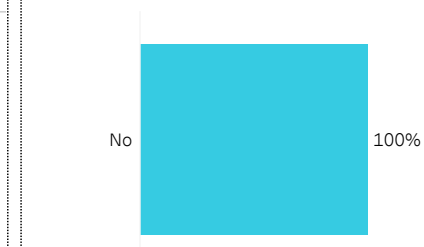
Location of Employment



Average/Median Salary

Avg. Annual Salary(\$)		
Full-time Training Related (\$)		
Median Annual Salary(\$)		

Relatedness of Job to Training





2019-20 Graduate Follow-up Survey

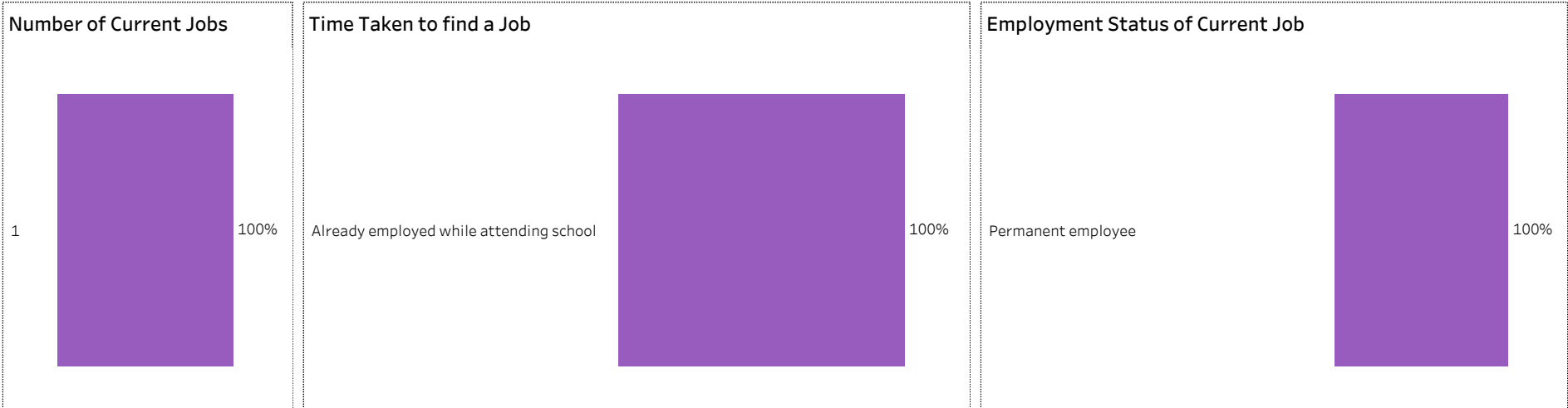
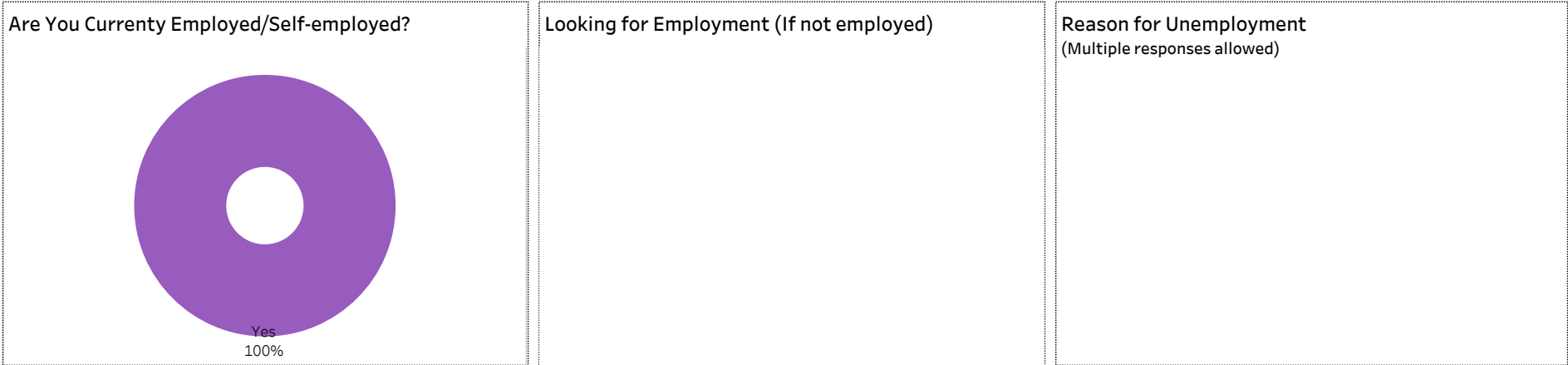
Summary of Results (page 3/5)

Graduate Employment (continued)



[Click on button to RESET Filters](#)

Number of Respondents 2	School: Nursing Program: Diabetes Education/Providers Credential: Applied Certificate Admin Campus: Regina Base/CE: Base Indigenous: All
-----------------------------------	---





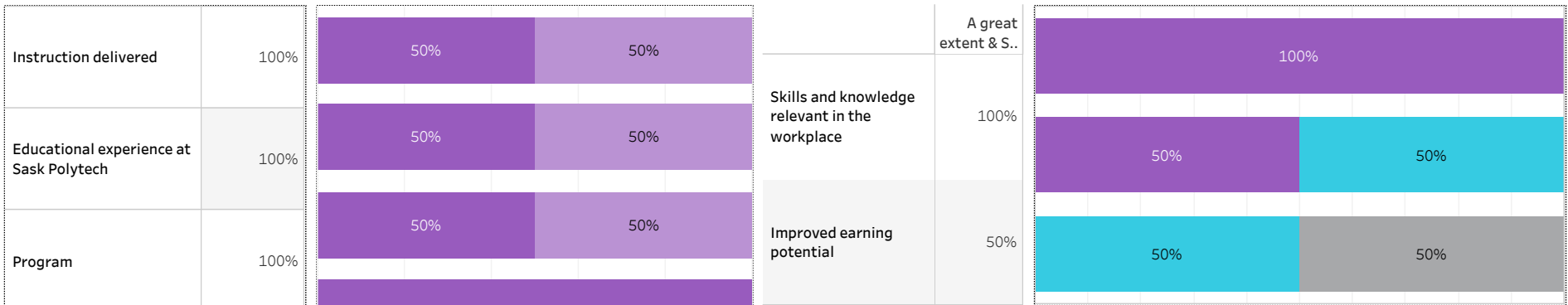
2019-20 Graduate Follow-up Survey Summary of Results (page 4/5) Satisfaction and Program Benefits



Click on button to RESET Filters

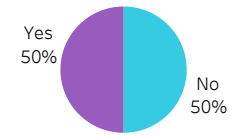
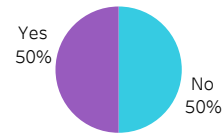
Number of Respondents 2	School: Nursing Program: Diabetes Education/Providers Credential: Applied Certificate Admin Campus: Regina Base/CE: Base Indigenous: All
-----------------------------------	---

Level of Satisfaction	Very Satisfied & Somewhat Satisfied	<ul style="list-style-type: none"> Very satisfied Somewhat satisfied Somewhat dissatisfied Not sure 	Program Benefits	A Great Extent & Some Extent	<ul style="list-style-type: none"> Not applicable No extent at all A great extent
------------------------------	-------------------------------------	---	-------------------------	------------------------------	--



Satisfaction with Sask Polytech

Are you satisfied with your decision to attend Sask Polytech? Would you recommend Sask Polytech to others? Would you recommend your program to others?



Institutional Research and Analysis

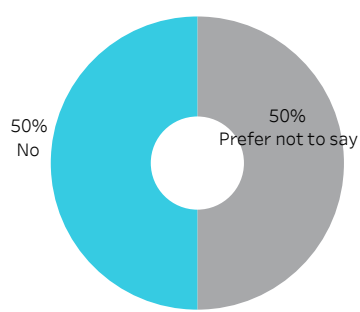


2019-20 Graduate Follow-up Survey Summary of Results (page 5/5) Further Post-Secondary Education



[Click on button to RESET Filters](#)

Number of Respondents 2	School: Nursing Program: Diabetes Education/Providers Credential: Applied Certificate Admin Campus: Regina Base/CE: Base Indigenous: All
-----------------------------------	---

Currently Taking Further PSE  <table border="1"><tr><td>50% No</td><td>50% Prefer not to say</td></tr></table>	50% No	50% Prefer not to say	Enrolment Status	Current Program Related to Program Completed at Sask Polytech
50% No	50% Prefer not to say			

Type of Post-Secondary Institution Enroled in
--

Among the students who pursued further education, 25% indicated the program was not related to the one they completed at Sask Polytech. Common reasons cited by the graduates who were studying in an unrelated field were to be able to change career choice, to have more/better career choices, and difficulty of finding employment in their previous field of study.

Institutional Research and Analysis



2019-20 Graduate Follow-up Survey Summary of Results (page 1/5) Respondent Profile

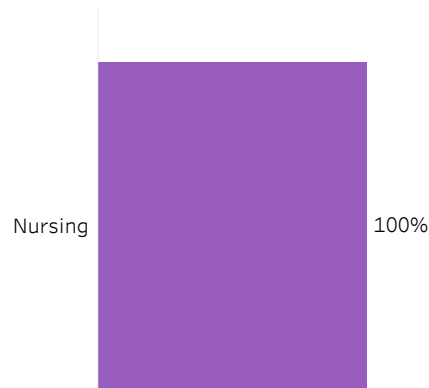


[Click on button to RESET Filters](#)


Number of Respondents
6

School: **Nursing** | Program: **Emergency Nursing** | Credential: **Advanced Certificate** | Admin Campus: **Regina** |
Base/CE: **Con Ed - Sask Polytech Delivered** | Indigenous: **All**

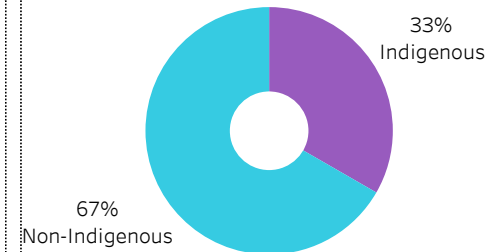
School



Location of Current Residence



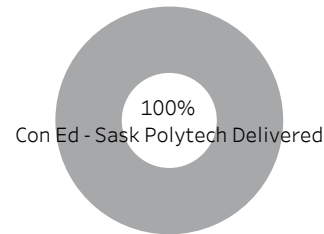
Indigenous Status



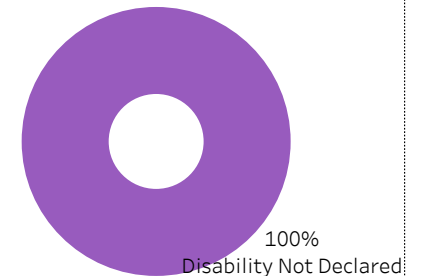
Credentials




Base/CE



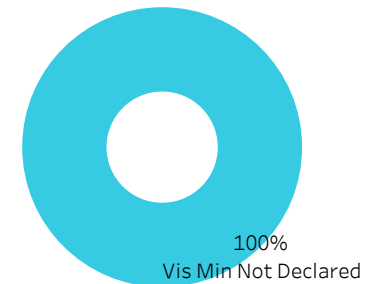
Disability



Gender



Visible Minority





2019-20 Graduate Follow-up Survey Summary of Results (page 2/5) Graduate Employment



[Click on button to RESET Filters](#)

Number of Respondents
6

School: **Nursing** | Program: **Emergency Nursing** | Credential: **Advanced Certificate** | Admin Campus: **Regina** | Base/CE: **Con Ed - Sask Polytech Delivered** | Indigenous: **All**

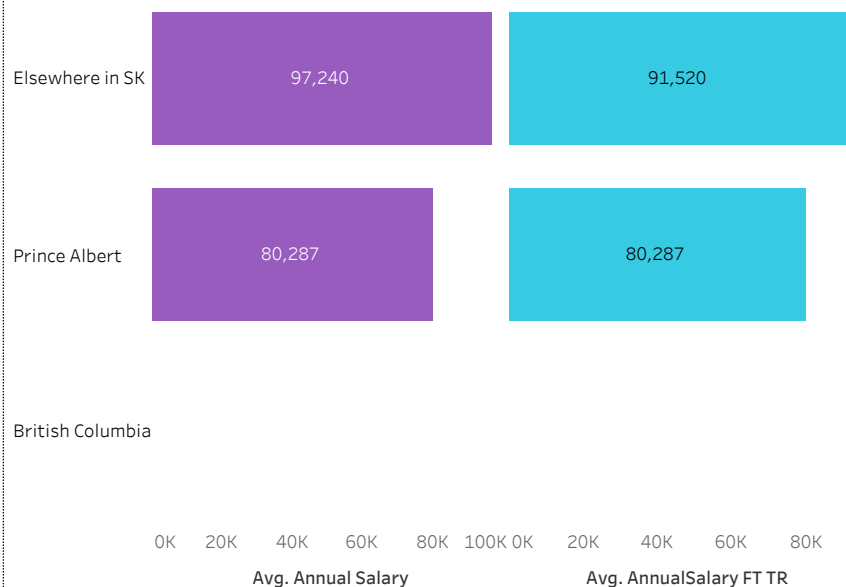
Overall Employment Rate

#Available Workforce	# of Grads Employed	Employment Rate	# of Fulltime Employed Grads	Full-time Employment Rate
5	5	100%	5	100%

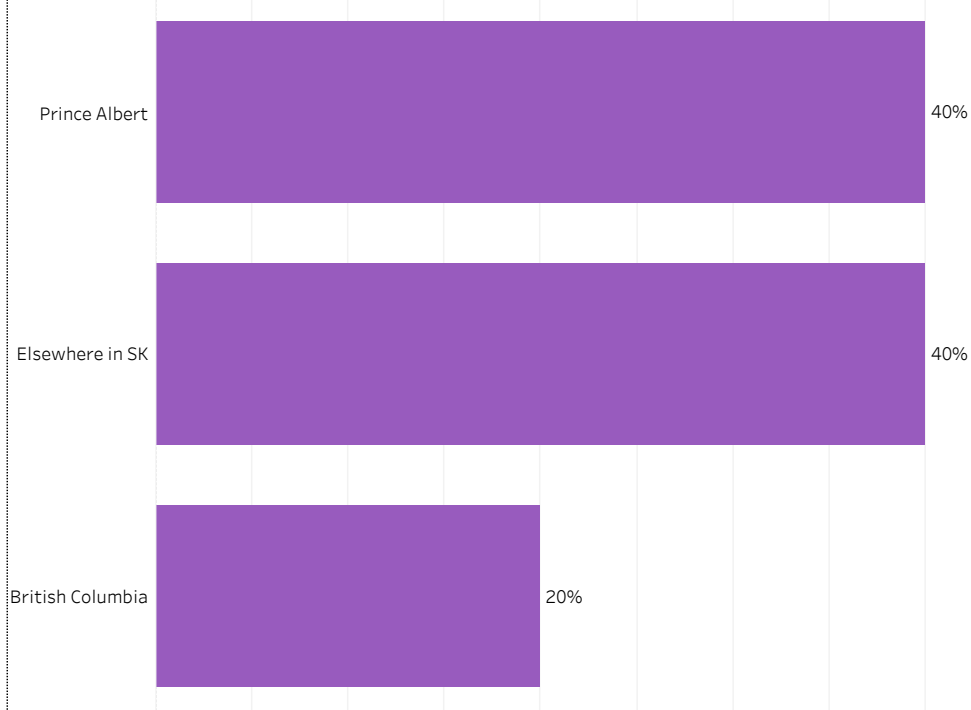
Training Related (TR) Employment

#Available Workforce	# of TR Employed Grads	TR Employment Rate	# of Fulltime TR Employed Grads	Full-time TR Employment Rate
5	4	80%	4	80%

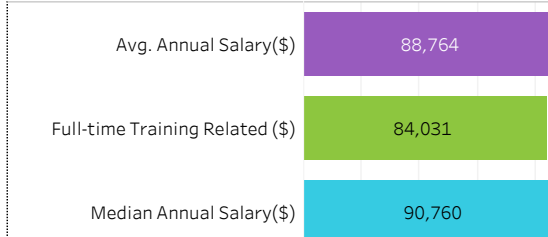
Average Salaries by Location of Employment



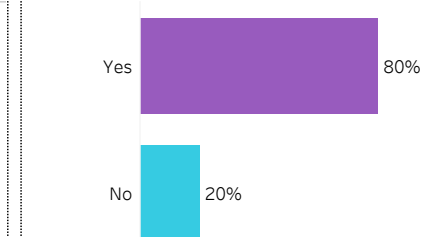
Location of Employment



Average/Median Salary



Relatedness of Job to Training



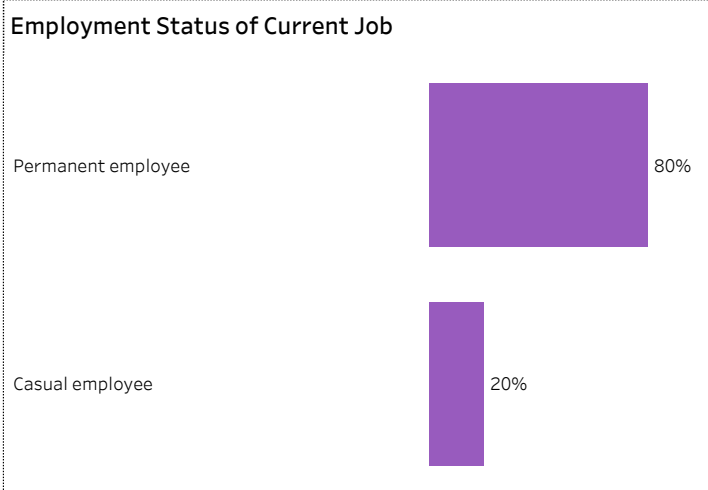
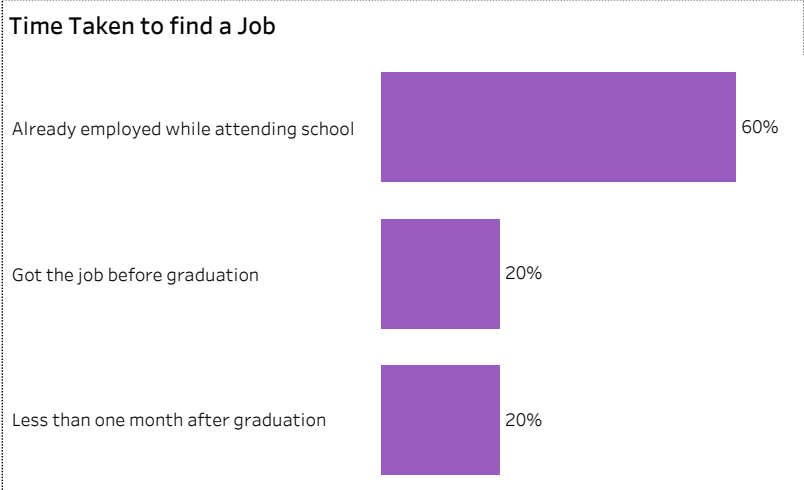
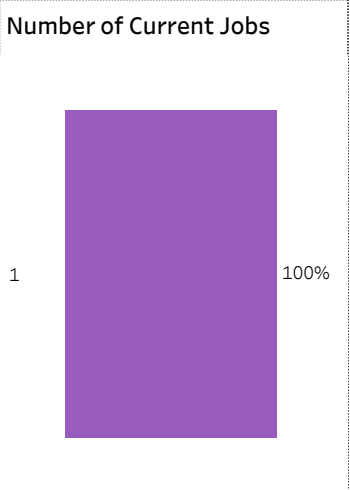
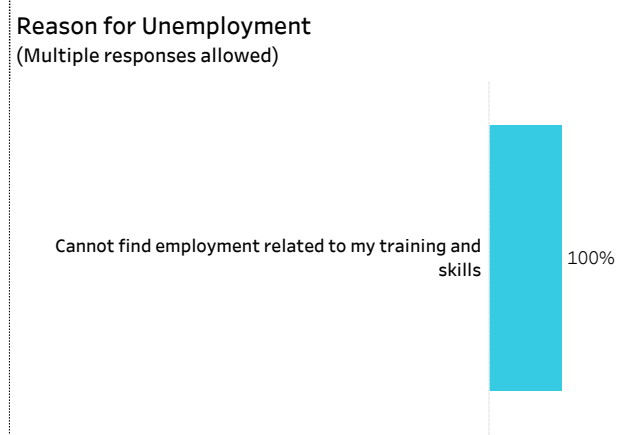
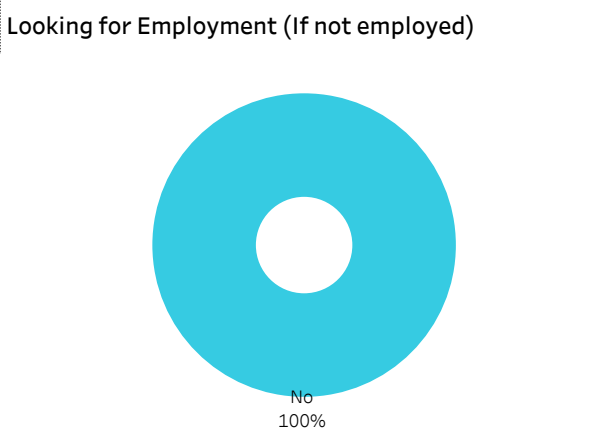
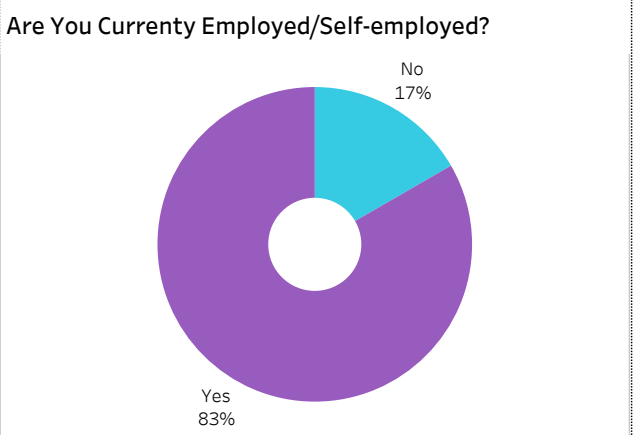


2019-20 Graduate Follow-up Survey Summary of Results (page 3/5) Graduate Employment (continued)


[Click on button to RESET Filters](#)

Number of Respondents
6

School: **Nursing** | Program: **Emergency Nursing** | Credential: **Advanced Certificate** | Admin Campus: **Regina** | Base/CE: **Con Ed - Sask Polytech Delivered** | Indigenous: **All**





2019-20 Graduate Follow-up Survey Summary of Results (page 4/5) Satisfaction and Program Benefits



Click on button to RESET Filters

Number of Respondents 6	School: Nursing Program: Emergency Nursing Credential: Advanced Certificate Admin Campus: Regina Base/CE: Con Ed - Sask Polytech Delivered Indigenous: All
-----------------------------------	--

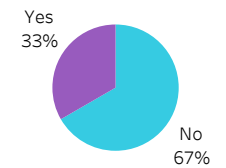
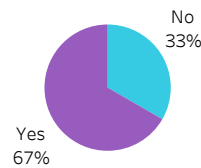
Level of Satisfaction	Very Satisfied & Somewhat Satisfied	<ul style="list-style-type: none"> Very satisfied Somewhat satisfied Very dissatisfied Somewhat dissatisfied Not sure 	Program Benefits	A Great Extent & Some Extent	<ul style="list-style-type: none"> A great extent Some extent No extent at all Not sure Not applicable
------------------------------	-------------------------------------	--	-------------------------	------------------------------	---

Campus facilities	83%	50%	33%	17%	
Instruction delivered	67%	33%	33%	17%	17%
Educational experience at Sask Polytech	67%	33%	33%	33%	
Relevance of your program to your field of employment	67%	67%	33%		
Student support services	67%	50%	17%	17%	17%
Campus activities	33%	33%	67%		
Program	33%	17%	17%	17%	50%

Improved employment opportunities	83%	33%	50%	17%	
Skills and knowledge relevant in the workplace	67%	50%	17%	17%	17%
Improved earning potential	17%	17%	50%	17%	17%

Satisfaction with Sask Polytech

Are you satisfied with your decision to attend Sask Polytech? Would you recommend Sask Polytech to others? Would you recommend your program to others?



Institutional Research and Analysis




2019-20 Graduate Follow-up Survey Summary of Results (page 5/5) Further Post-Secondary Education



[Click on button to RESET Filters](#)

Number of Respondents 6	School: Nursing Program: Emergency Nursing Credential: Advanced Certificate Admin Campus: Regina Base/CE: Con Ed - Sask Polytech Delivered Indigenous: All
-----------------------------------	--

Currently Taking Further PSE  <p>100% No</p>	Enrolment Status	Current Program Related to Program Completed at Sask Polytech
---	-------------------------	--

Type of Post-Secondary Institution Enroled in
--

Among the students who pursued further education, 25% indicated the program was not related to the one they completed at Sask Polytech. Common reasons cited by the graduates who were studying in an unrelated field were to be able to change career choice, to have more/better career choices, and difficulty of finding employment in their previous field of study.

Institutional Research and Analysis

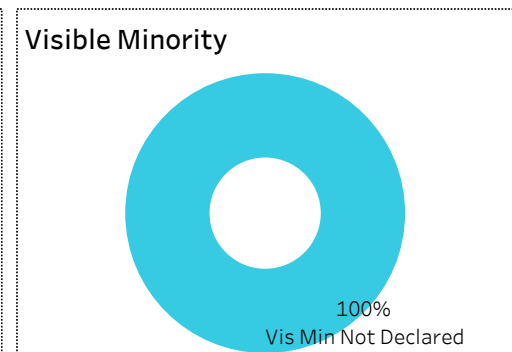
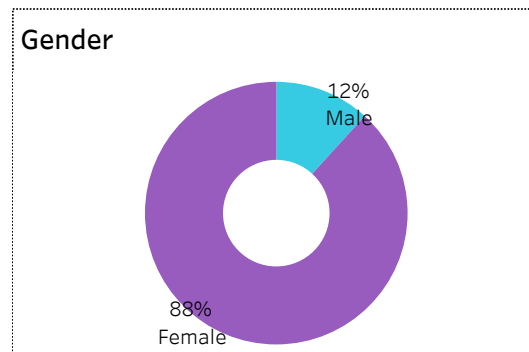
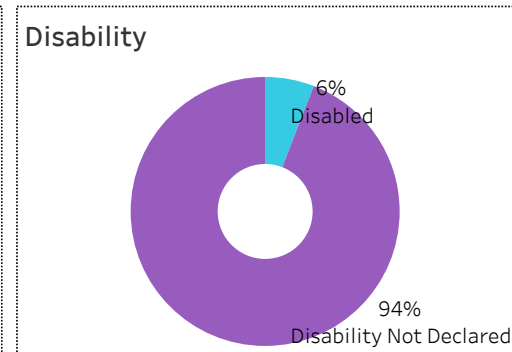

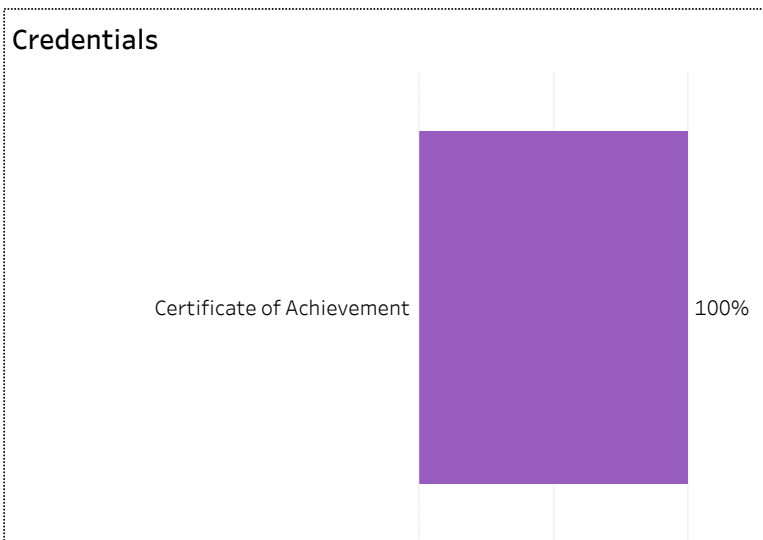
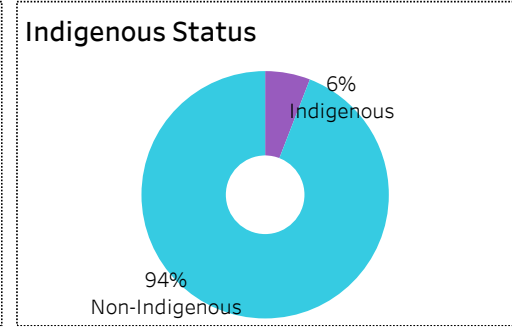
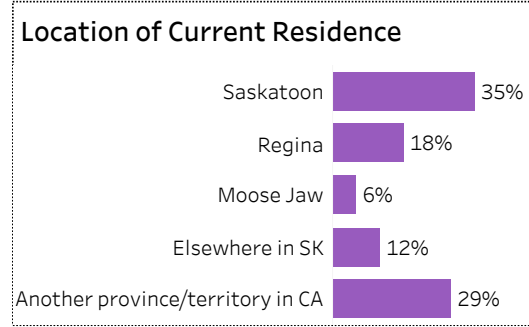
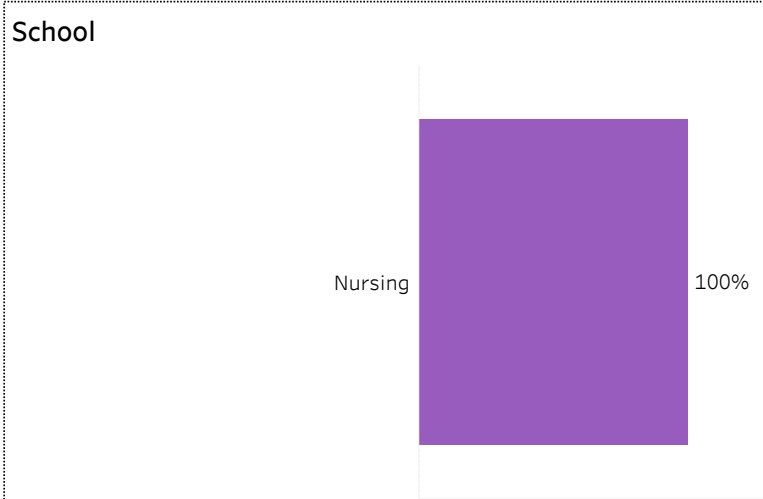


2019-20 Graduate Follow-up Survey Summary of Results (page 1/5) Respondent Profile



[Click on button to RESET Filters](#)

Number of Respondents: **17**
School: **Nursing** | Program: **Medical Device Reprocess Technician** | Credential: **Certificate of Achievement** | Admin Campus: **Regina** | Base/CE: **Con Ed - Sask Polytech Delivered** | Indigenous: **All**





2019-20 Graduate Follow-up Survey Summary of Results (page 2/5) Graduate Employment



[Click on button to RESET Filters](#)

Number of Respondents
17

School: **Nursing** | Program: **Medical Device Reprocess Technician** | Credential: **Certificate of Achievement** | Admin Campus: **Regina** | Base/CE: **Con Ed - Sask Polytech Delivered** | Indigenous: **All**

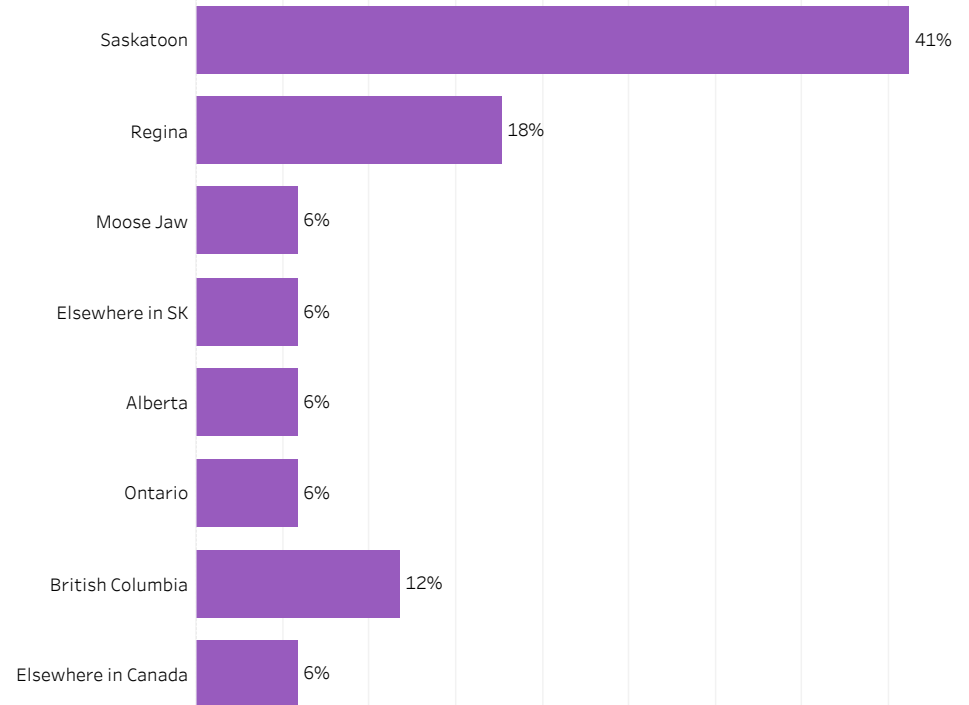
Overall Employment Rate

#Available Workforce	# of Grads Employed	Employment Rate	# of Fulltime Employed Grads	Full-time Employment Rate
17	17	100%	15	88%

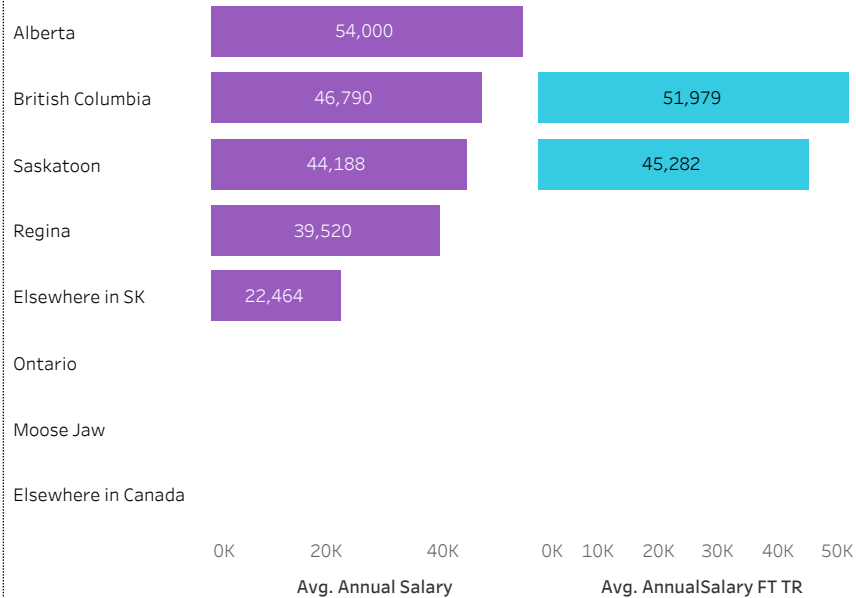
Training Related (TR) Employment

#Available Workforce	# of TR Employed Grads	TR Employment Rate	# of Fulltime TR Employed Grads	Full-time TR Employment Rate
17	10	59%	9	53%

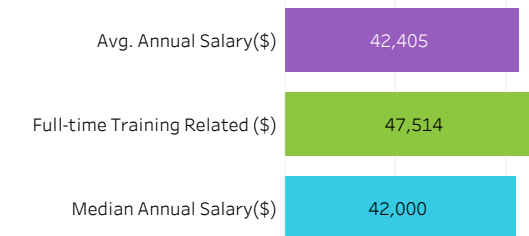
Location of Employment



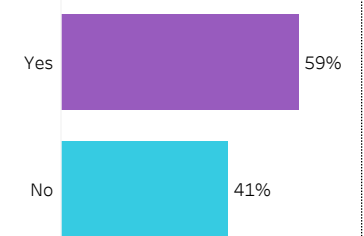
Average Salaries by Location of Employment



Average/Median Salary



Relatedness of Job to Training



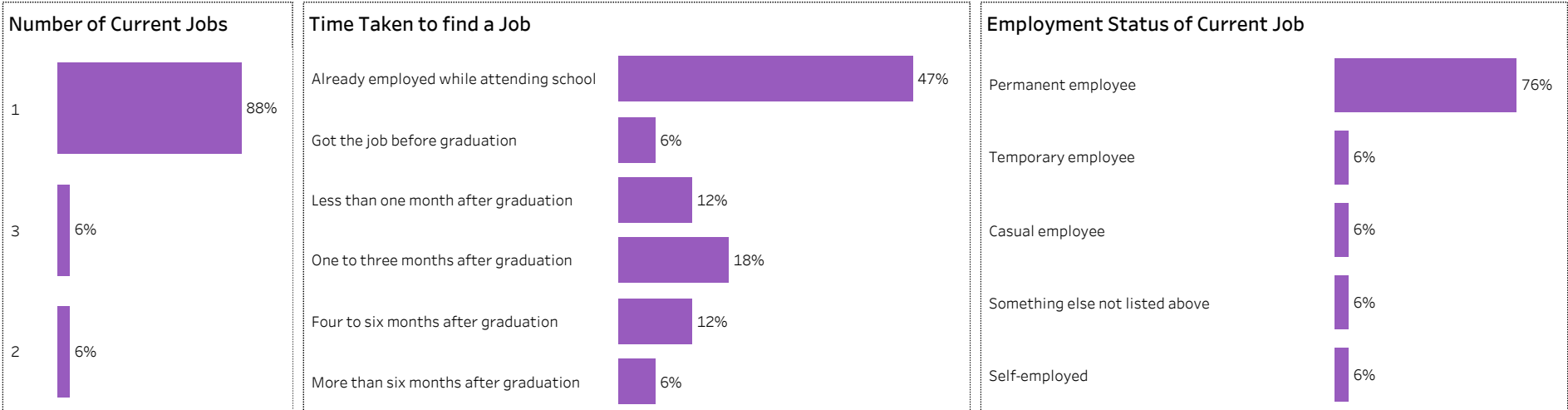
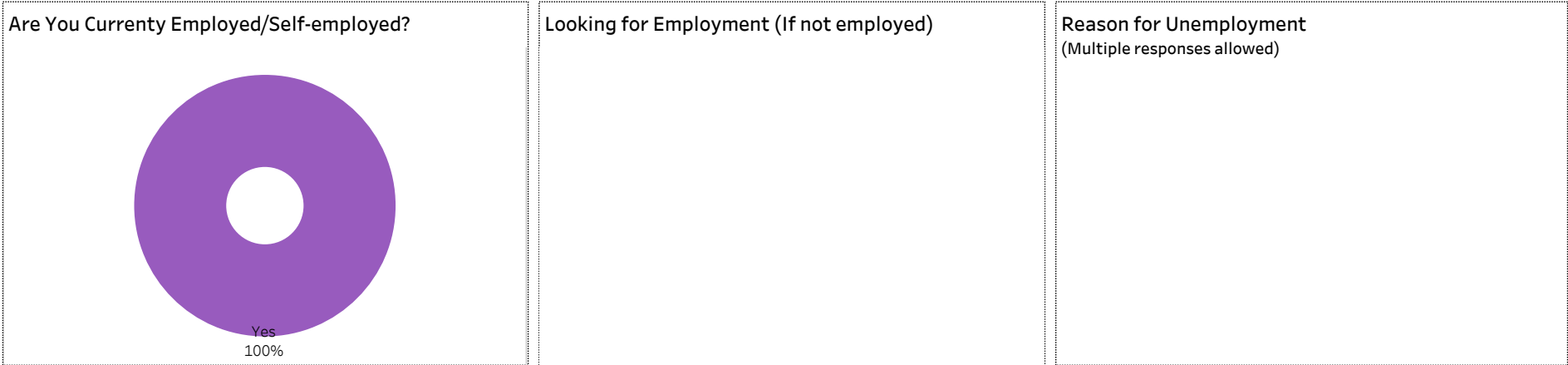


2019-20 Graduate Follow-up Survey Summary of Results (page 3/5) Graduate Employment (continued)



[Click on button to RESET Filters](#)

<p>Number of Respondents 17</p>	<p>School: Nursing Program: Medical Device Reprocess Technician Credential: Certificate of Achievement Admin Campus: Regina Base/CE: Con Ed - Sask Polytech Delivered Indigenous: All</p>
--	---





2019-20 Graduate Follow-up Survey Summary of Results (page 4/5) Satisfaction and Program Benefits



Click on button to RESET Filters

Number of Respondents 17	School: Nursing Program: Medical Device Reprocess Technician Credential: Certificate of Achievement Admin Campus: Regina Base/CE: Con Ed - Sask Polytech Delivered Indigenous: All
--	---

Level of Satisfaction	Very Satisfied & Somewhat Satisfied	<ul style="list-style-type: none"> Very satisfied Not sure Somewhat satisfied Very dissatisfied Somewhat dissatisfied 	Program Benefits	A Great Extent & Some Extent	<ul style="list-style-type: none"> A great extent Not applicable Some extent No extent at all Not sure
------------------------------	-------------------------------------	--	-------------------------	------------------------------	---

Instruction delivered	88%		A great extent & S..	
Relevance of your program to your field of employment	82%		88%	
Educational experience at Sask Polytech	76%		76%	
Program	76%		65%	

Student support services	53%		Satisfaction with Sask Polytech	
Campus facilities	47%		<p>Are you satisfied with your decision to attend Sask Polytech? Would you recommend Sask Polytech to others? Would you recommend your program to others?</p>	
Campus activities	29%			

Institutional Research and Analysis

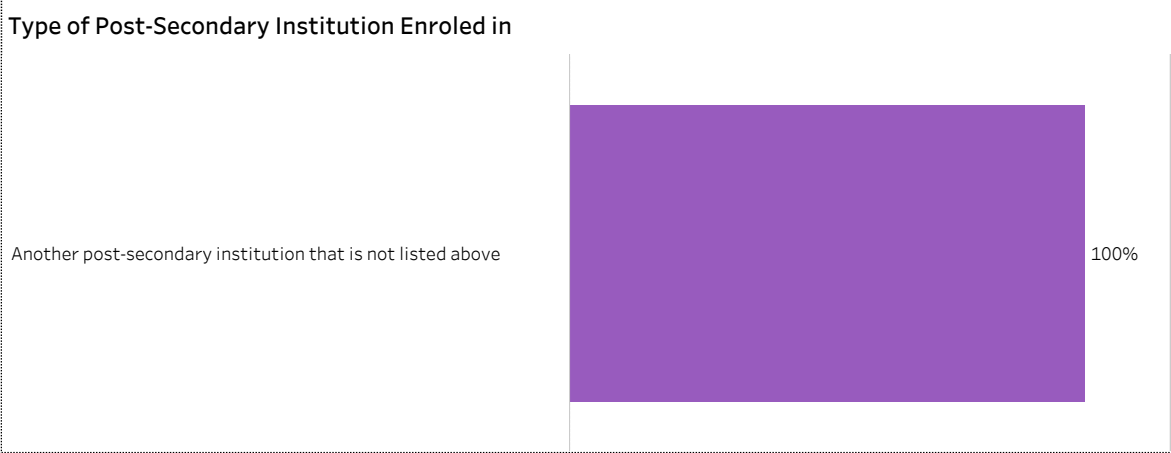
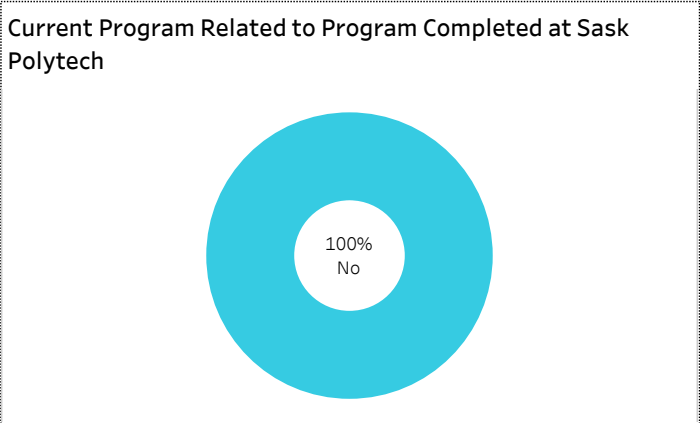

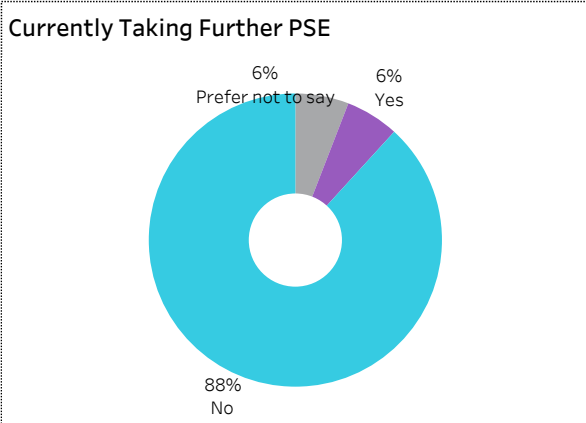


2019-20 Graduate Follow-up Survey Summary of Results (page 5/5) Further Post-Secondary Education



[Click on button to RESET Filters](#)

Number of Respondents: **17**
School: **Nursing** | Program: **Medical Device Reprocess Technician** | Credential: **Certificate of Achievement** | Admin Campus: **Regina** |
Base/CE: **Con Ed - Sask Polytech Delivered** | Indigenous: **All**



Among the students who pursued further education, 25% indicated the program was not related to the one they completed at Sask Polytech. Common reasons cited by the graduates who were studying in an unrelated field were to be able to change career choice, to have more/better career choices, and difficulty of finding employment in their previous field of study.

Institutional Research and Analysis



2019-20 Graduate Follow-up Survey Summary of Results (page 1/5) Respondent Profile

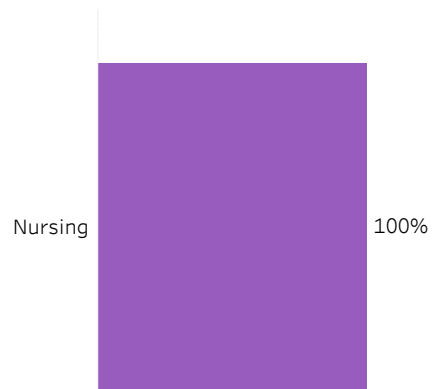


[Click on button to RESET Filters](#)


Number of Respondents
3

School: **Nursing** | Program: **Nursing Re-entry** | Credential: **Applied Certificate** | Admin Campus: **Regina** | Base/CE: **Base** | Indigenous: **Non-Indigenous**

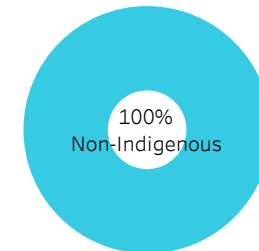
School



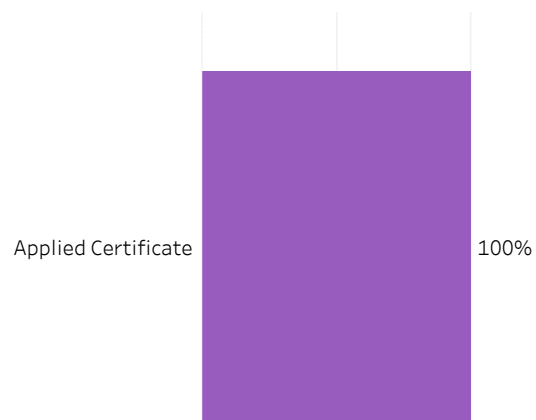
Location of Current Residence



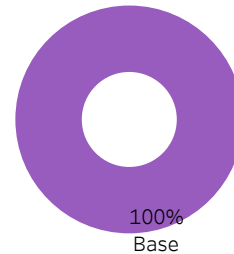
Indigenous Status



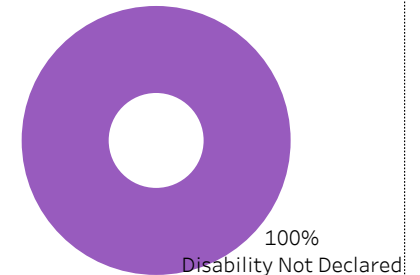
Credentials



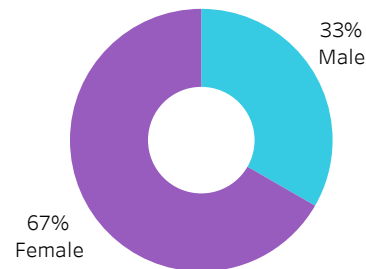
Base/CE



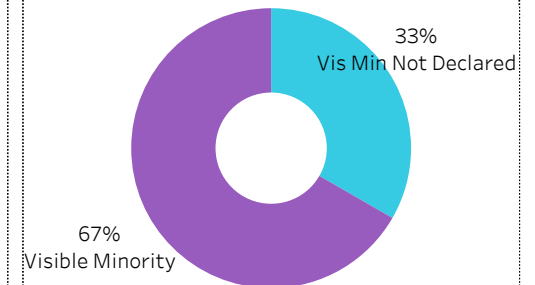
Disability



Gender



Visible Minority



Institutional Research and Analysis



2019-20 Graduate Follow-up Survey Summary of Results (page 2/5) Graduate Employment



[Click on button to RESET Filters](#)

Number of Respondents
3

School: **Nursing** | Program: **Nursing Re-entry** | Credential: **Applied Certificate** | Admin Campus: **Regina** | Base/CE: **Base** | Indigenous: **Non-Indigenous**

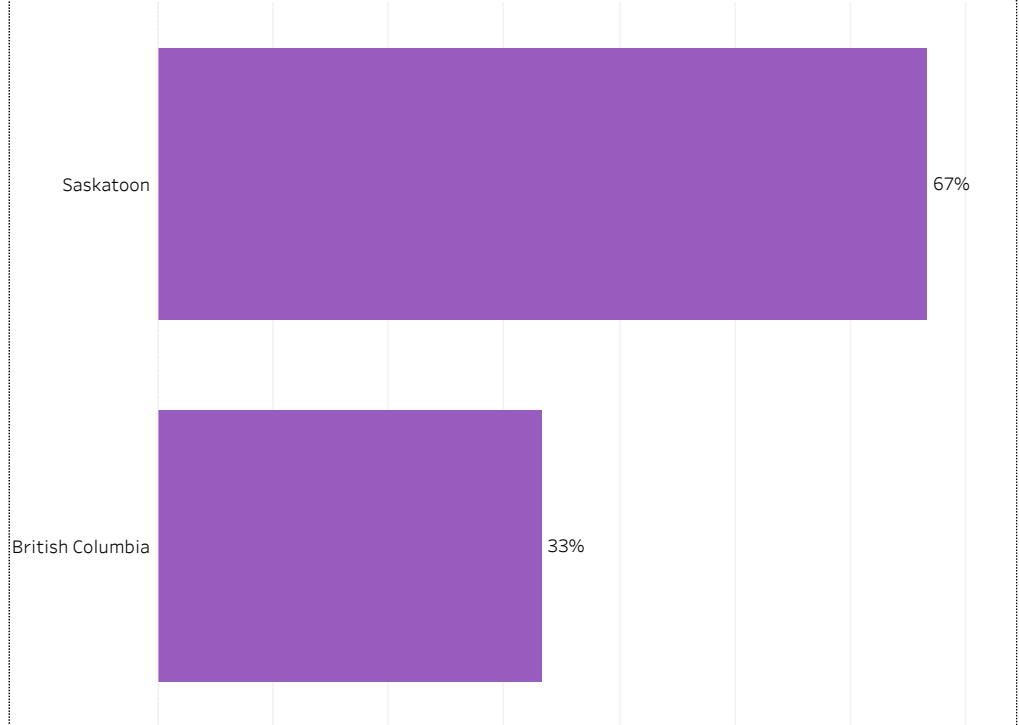
Overall Employment Rate

#Available Workforce	# of Grads Employed	Employment Rate	# of Fulltime Employed Grads	Full-time Employment Rate
3	3	100%	3	100%

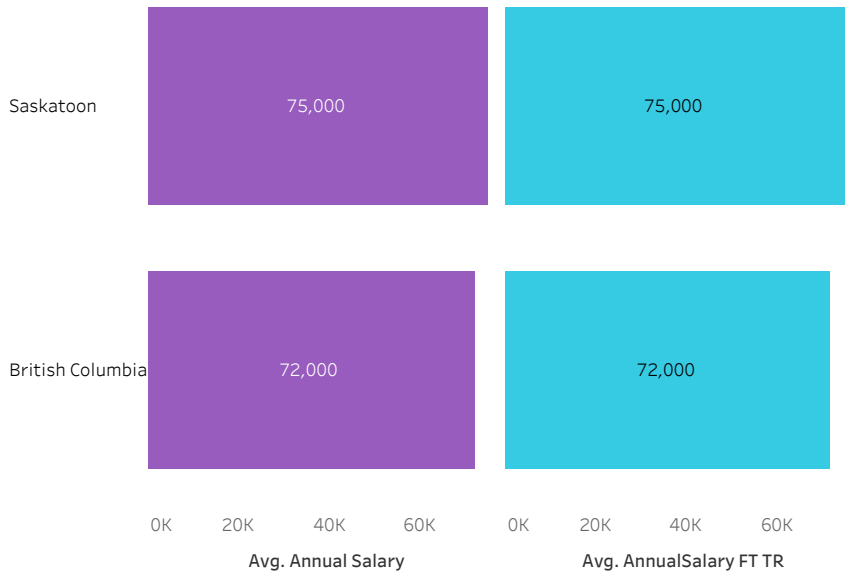
Training Related (TR) Employment

#Available Workforce	# of TR Employed Grads	TR Employment Rate	# of Fulltime TR Employed Grads	Full-time TR Employment Rate
3	3	100%	3	100%

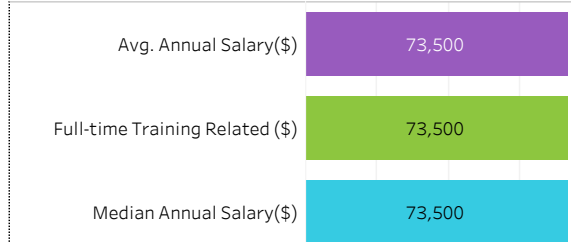
Location of Employment



Average Salaries by Location of Employment



Average/Median Salary



Relatedness of Job to Training





2019-20 Graduate Follow-up Survey

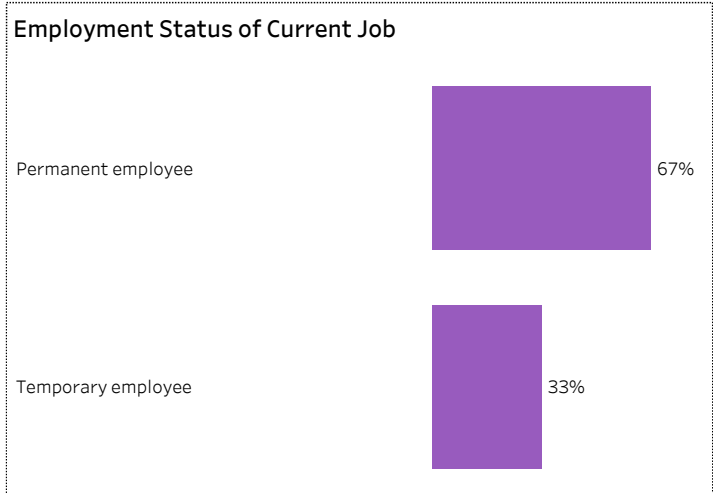
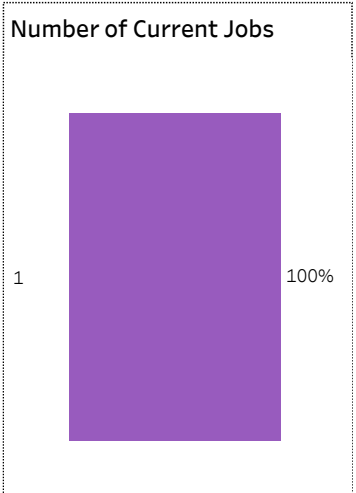

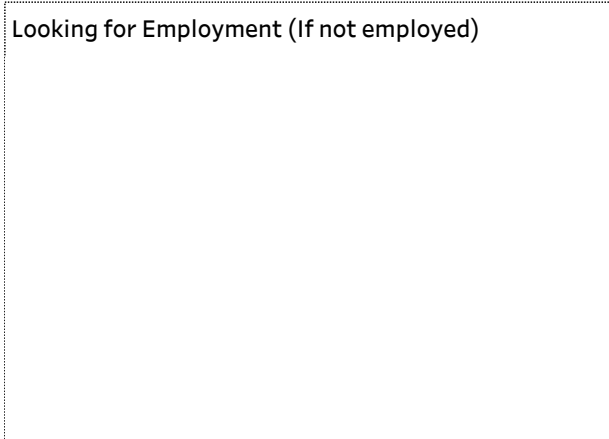
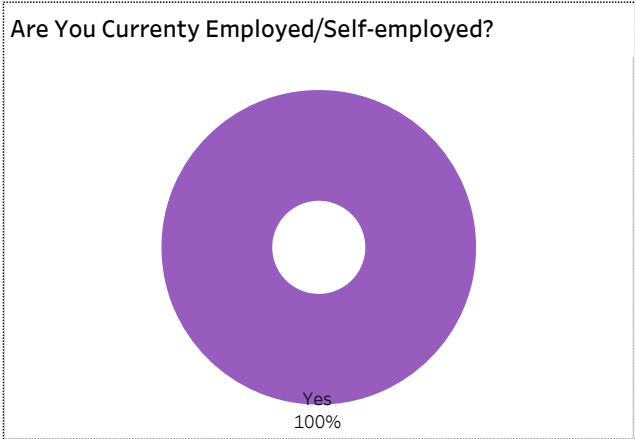
Summary of Results (page 3/5)

Graduate Employment (continued)



[Click on button to RESET Filters](#)

Number of Respondents: **3** | School: **Nursing** | Program: **Nursing Re-entry** | Credential: **Applied Certificate** | Admin Campus: **Regina** | Base/CE: **Base** | Indigenous: **Non-Indigenous**





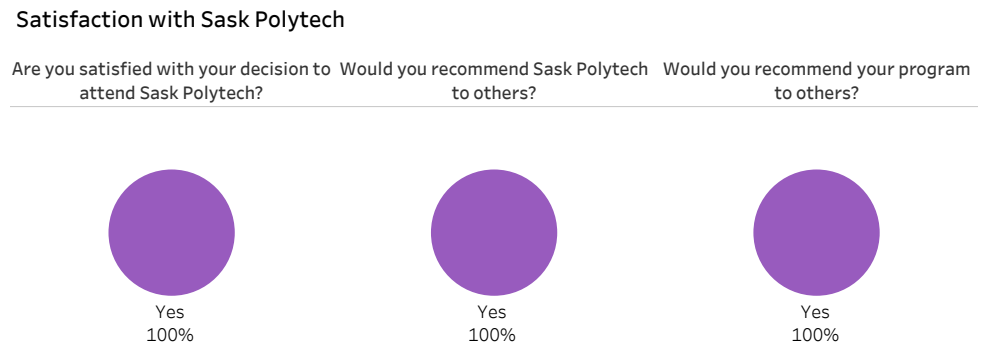
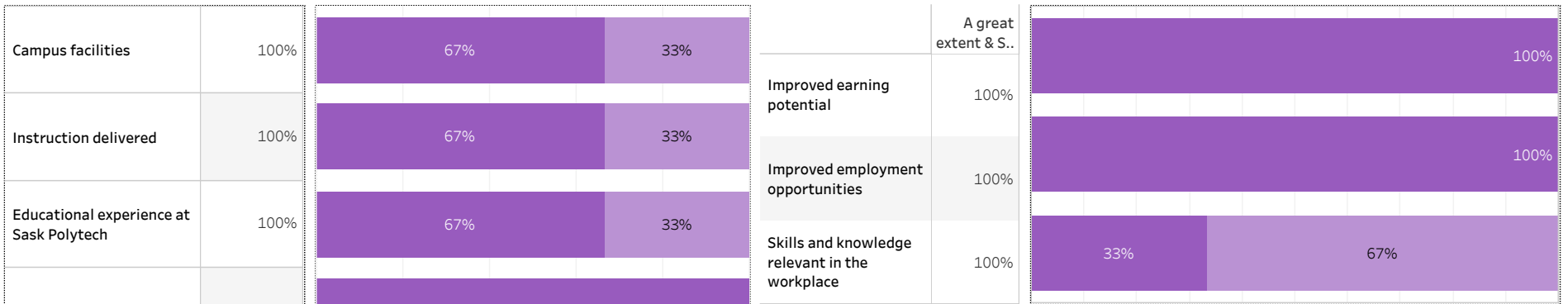
2019-20 Graduate Follow-up Survey Summary of Results (page 4/5) Satisfaction and Program Benefits



Click on button to RESET Filters

Number of Respondents 3	School: Nursing Program: Nursing Re-entry Credential: Applied Certificate Admin Campus: Regina Base/CE: Base Indigenous: Non-Indigenous
-----------------------------------	---

Level of Satisfaction	Very Satisfied & Somewhat Satisfied	<ul style="list-style-type: none"> Very satisfied Somewhat satisfied Not sure 	Program Benefits	A Great Extent & Some Extent	<ul style="list-style-type: none"> Some extent A great extent
------------------------------	-------------------------------------	--	-------------------------	------------------------------	---



Institutional Research and Analysis




2019-20 Graduate Follow-up Survey Summary of Results (page 5/5) Further Post-Secondary Education



[Click on button to RESET Filters](#)

Number of Respondents 3	School: Nursing Program: Nursing Re-entry Credential: Applied Certificate Admin Campus: Regina Base/CE: Base Indigenous: Non-Indigenous
-----------------------------------	--

Currently Taking Further PSE 	Enrolment Status	Current Program Related to Program Completed at Sask Polytech
---	------------------	---

Type of Post-Secondary Institution Enroled in

Among the students who pursued further education, 25% indicated the program was not related to the one they completed at Sask Polytech. Common reasons cited by the graduates who were studying in an unrelated field were to be able to change career choice, to have more/better career choices, and difficulty of finding employment in their previous field of study.

Institutional Research and Analysis



2019-20 Graduate Follow-up Survey Summary of Results (page 1/5) Respondent Profile

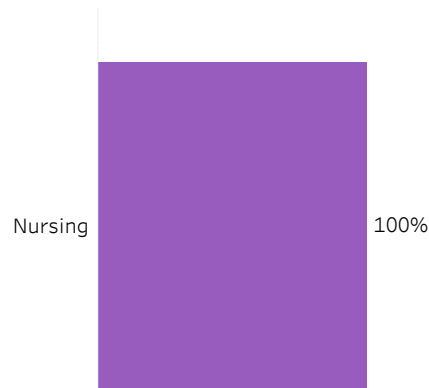


[Click on button to RESET Filters](#)

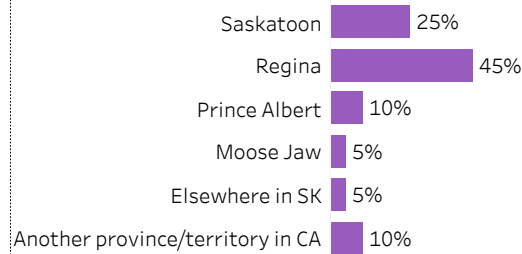
Number of Respondents
20

School: **Nursing** | Program: **International Educated Nurses** | Credential: **Applied Certificate** | Admin Campus:
Regina | Base/CE: **Base** | Indigenous: **Non-Indigenous**

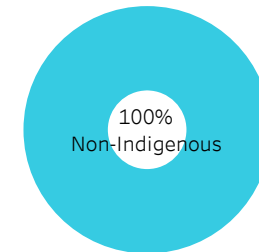
School



Location of Current Residence



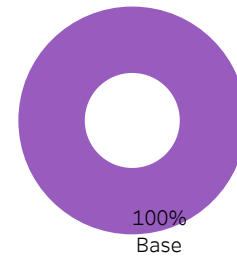
Indigenous Status



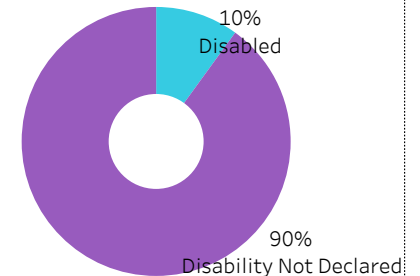
Credentials



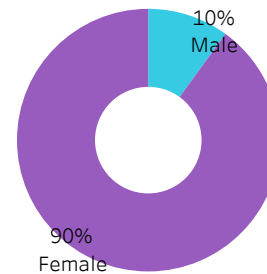
Base/CE



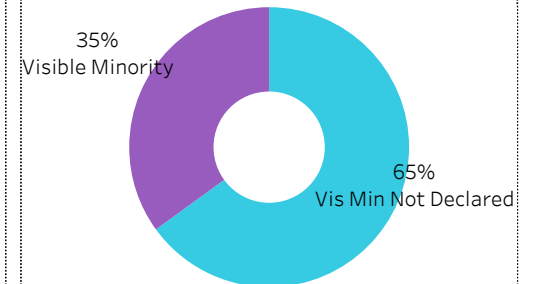
Disability



Gender



Visible Minority



Institutional Research and Analysis



2019-20 Graduate Follow-up Survey Summary of Results (page 2/5) Graduate Employment



[Click on button to RESET Filters](#)

Number of Respondents
20

School: **Nursing** | Program: **International Educated Nurses** | Credential: **Applied Certificate** | Admin Campus: **Regina** | Base/CE: **Base** |
Indigenous: **Non-Indigenous**

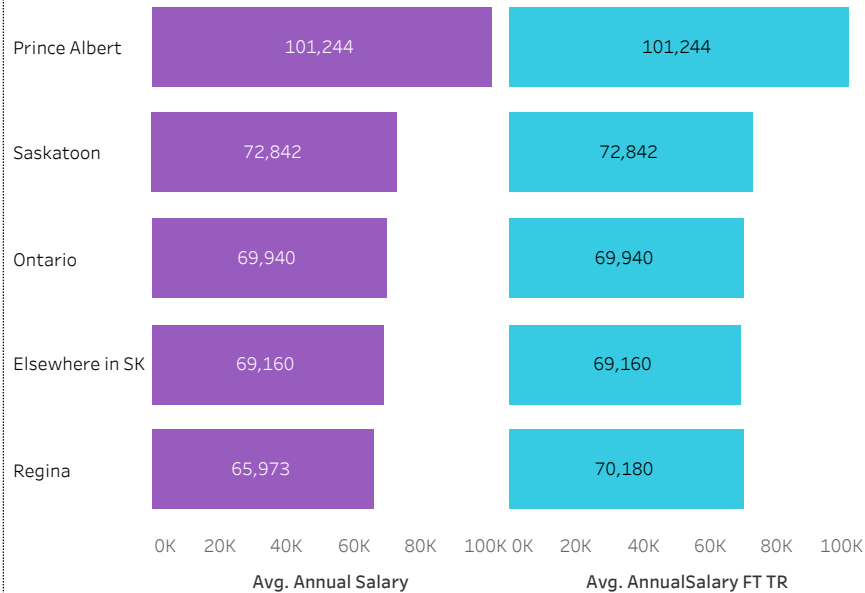
Overall Employment Rate

#Available Workforce	# of Grads Employed	Employment Rate	# of Fulltime Employed Grads	Full-time Employment Rate
19	19	100%	18	95%

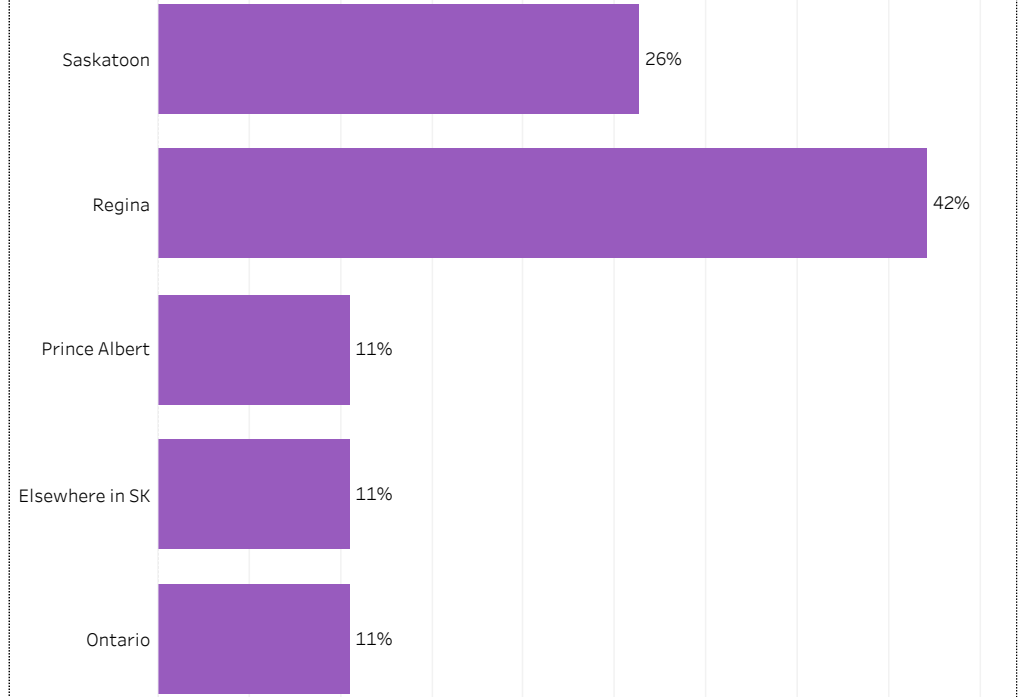
Training Related (TR) Employment

#Available Workforce	# of TR Employed Grads	TR Employment Rate	# of Fulltime TR Employed Grads	Full-time TR Employment Rate
19	18	95%	17	89%

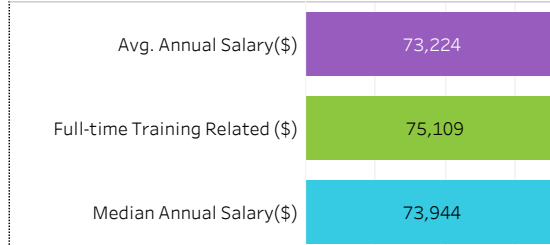
Average Salaries by Location of Employment



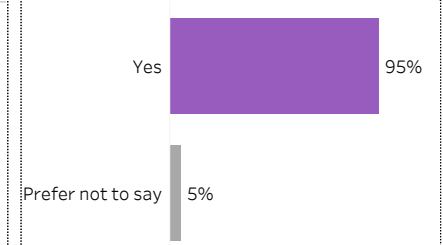
Location of Employment



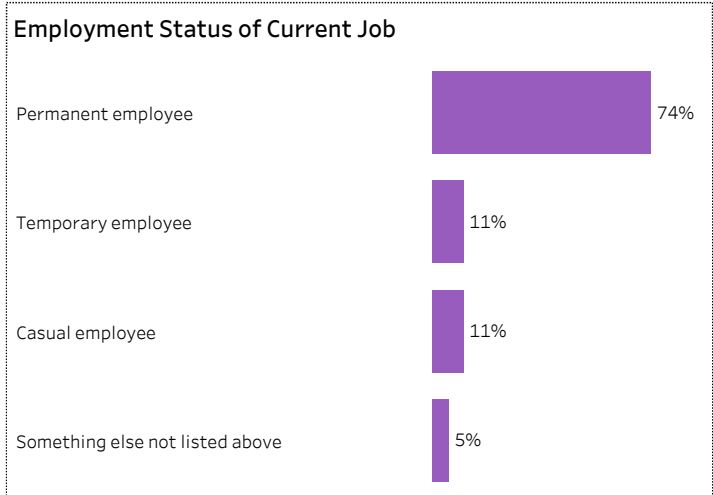
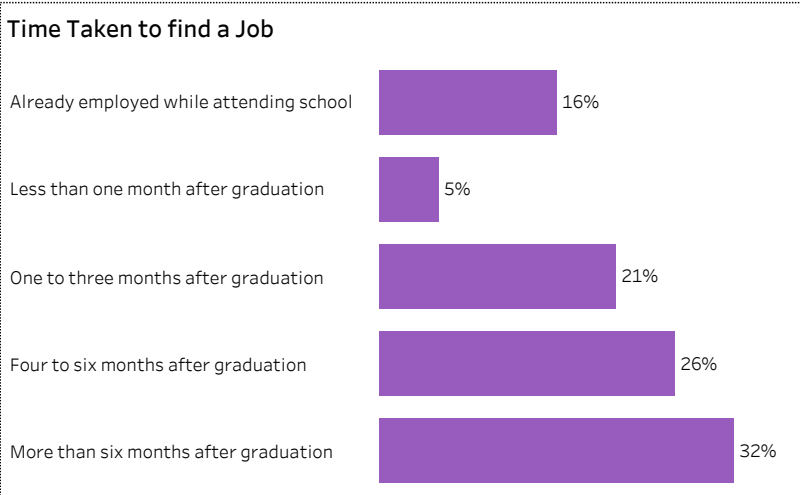
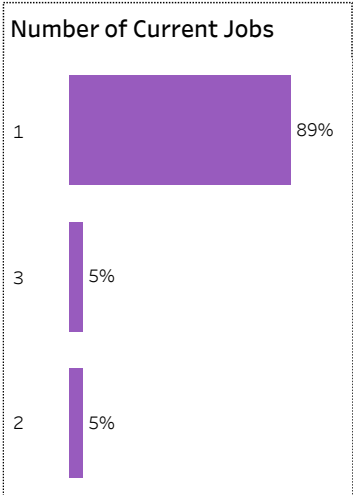
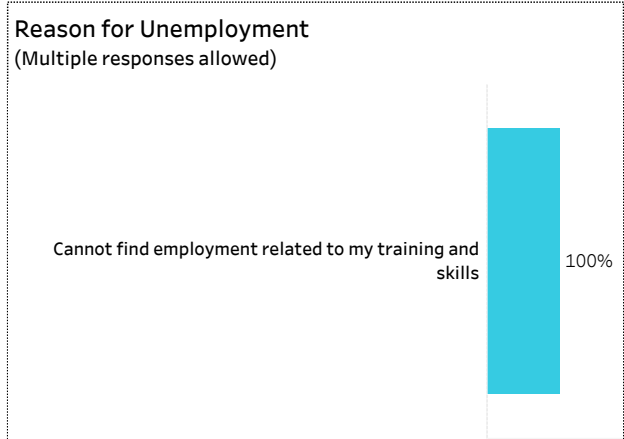
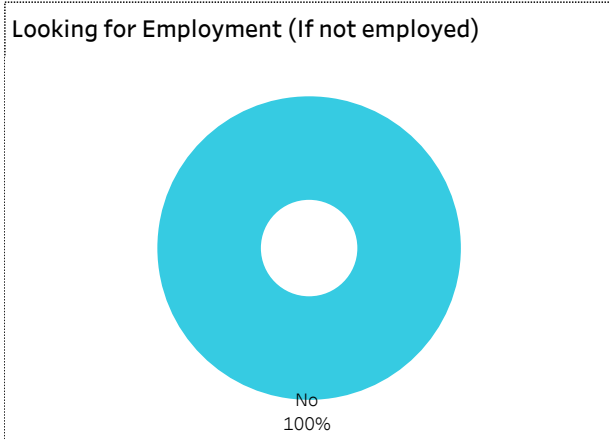
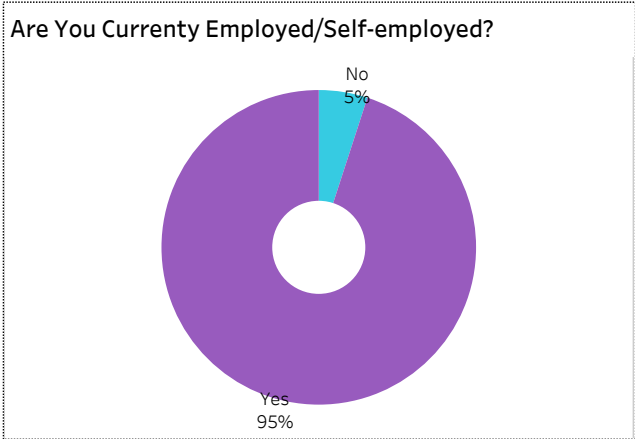
Average/Median Salary



Relatedness of Job to Training



Number of Respondents: **20**
 School: **Nursing** | Program: **International Educated Nurses** | Credential: **Applied Certificate** | Admin Campus: **Regina** | Base/CE: **Base**
 | Indigenous: **Non-Indigenous**





2019-20 Graduate Follow-up Survey Summary of Results (page 4/5) Satisfaction and Program Benefits



Click on button to RESET Filters

Number of Respondents 20	School: Nursing Program: International Educated Nurses Credential: Applied Certificate Admin Campus: Regina Base/CE: Base Indigenous: Non-Indigenous
------------------------------------	---

Level of Satisfaction	Very Satisfied & Somewhat Satisfied	<ul style="list-style-type: none"> Very satisfied Somewhat satisfied Somewhat dissatisfied Not sure 	Program Benefits	A Great Extent & Some Extent	<ul style="list-style-type: none"> Not applicable No extent at all Some extent A great extent
------------------------------	-------------------------------------	---	-------------------------	------------------------------	---

Educational experience at Sask Polytech	100%	65% Very satisfied, 35% Somewhat satisfied	A great extent & S..	70% A great extent, 25% Some extent, 5% No extent at all
Program	100%	65% Very satisfied, 35% Somewhat satisfied	95%	65% A great extent, 25% Some extent, 5% No extent at all, 5% Not applicable
Relevance of your program to your field of employment	100%	80% Very satisfied, 20% Somewhat satisfied	90%	75% A great extent, 10% Some extent, 15% No extent at all
Instruction delivered	95%	60% Very satisfied, 35% Somewhat satisfied, 5% Somewhat dissatisfied		

Campus facilities	80%	45% Very satisfied, 35% Somewhat satisfied, 10% Somewhat dissatisfied, 10% Not sure	Satisfaction with Sask Polytech	Are you satisfied with your decision to attend Sask Polytech?	Would you recommend Sask Polytech to others?	Would you recommend your program to others?
Student support services	70%	45% Very satisfied, 25% Somewhat satisfied, 10% Somewhat dissatisfied, 20% Not sure				
Campus activities	60%	35% Very satisfied, 25% Somewhat satisfied, 5% Somewhat dissatisfied, 35% Not sure				

Institutional Research and Analysis



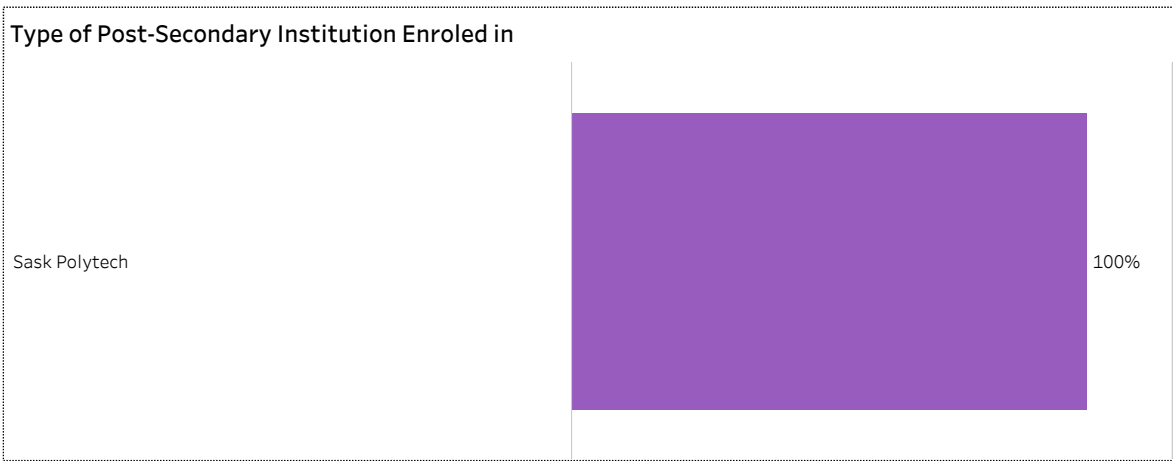
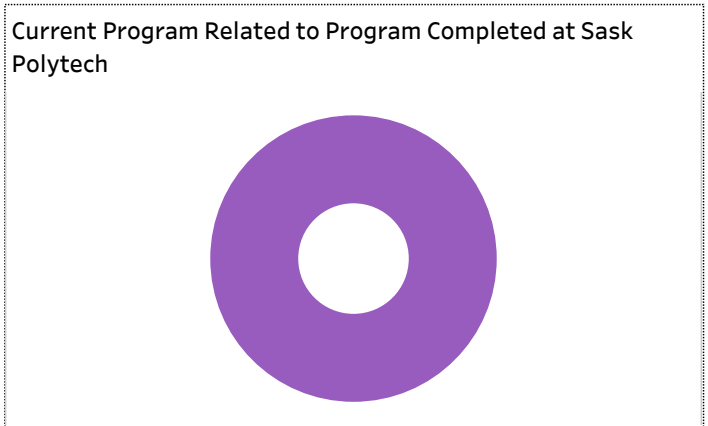

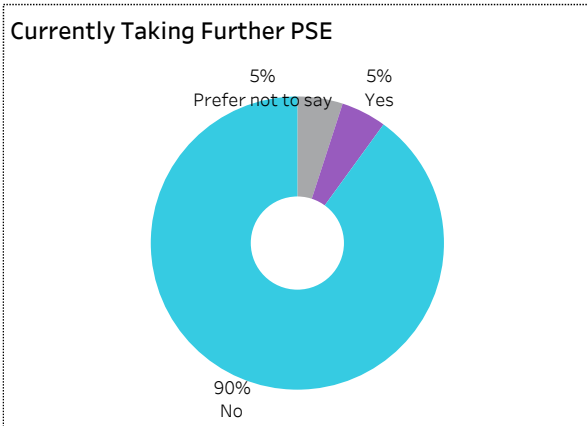
2019-20 Graduate Follow-up Survey Summary of Results (page 5/5) Further Post-Secondary Education



[Click on button to RESET Filters](#)

Number of Respondents
20

School: **Nursing** | Program: **International Educated Nurses** | Credential: **Applied Certificate** | Admin Campus: **Regina** | Base/CE: **Base**
| Indigenous: **Non-Indigenous**



Among the students who pursued further education, 25% indicated the program was not related to the one they completed at Sask Polytech. Common reasons cited by the graduates who were studying in an unrelated field were to be able to change career choice, to have more/better career choices, and difficulty of finding employment in their previous field of study.

Institutional Research and Analysis

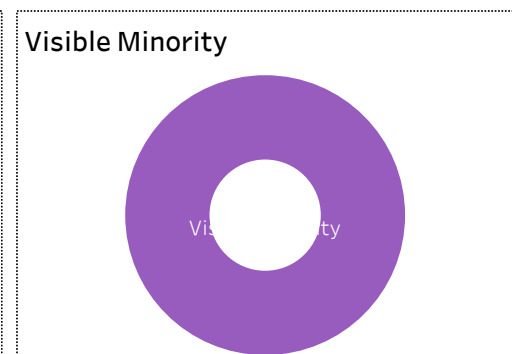
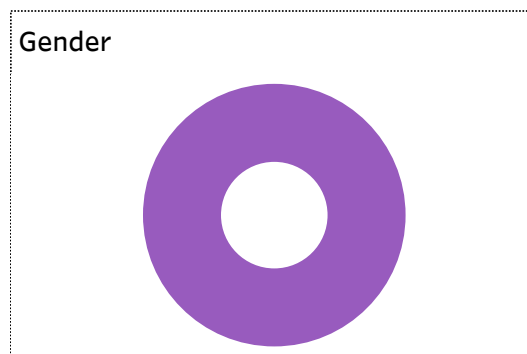
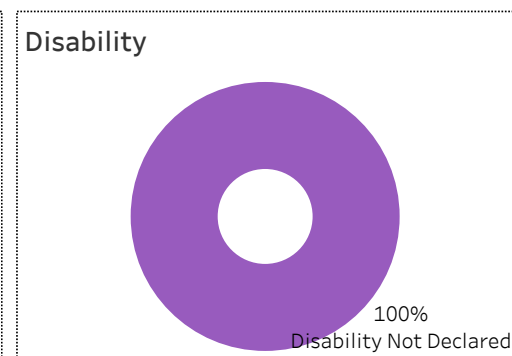

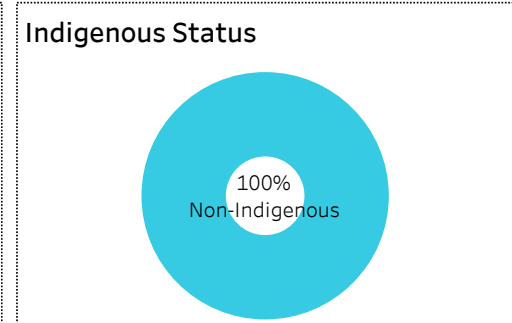
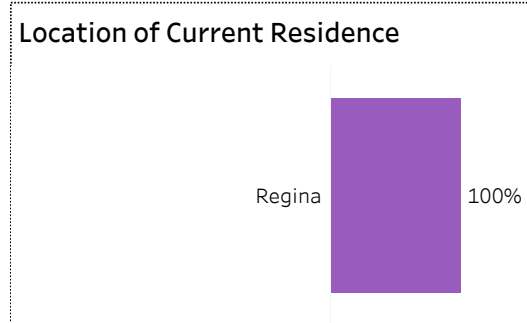


2019-20 Graduate Follow-up Survey Summary of Results (page 1/5) Respondent Profile



[Click on button to RESET Filters](#)

Number of Respondents: **1**
School: **Nursing** | Program: **International Educated Nurses** | Credential: **Applied Certificate** | Admin Campus: **Regina** | Base/CE: **Con Ed - Sask Polytech Delivered** | Indigenous: **Non-Indigenous**





2019-20 Graduate Follow-up Survey Summary of Results (page 2/5) Graduate Employment



[Click on button to RESET Filters](#)

Number of Respondents
1

School: **Nursing** | Program: **International Educated Nurses** | Credential: **Applied Certificate** | Admin Campus: **Regina** | Base/CE: **Con Ed - Sask Polytech Delivered** | Indigenous: **Non-Indigenous**

Overall Employment Rate

#Available Workforce	# of Grads Employed	Employment Rate	# of Fulltime Employed Grads	Full-time Employment Rate
1	1	100%	0	0%

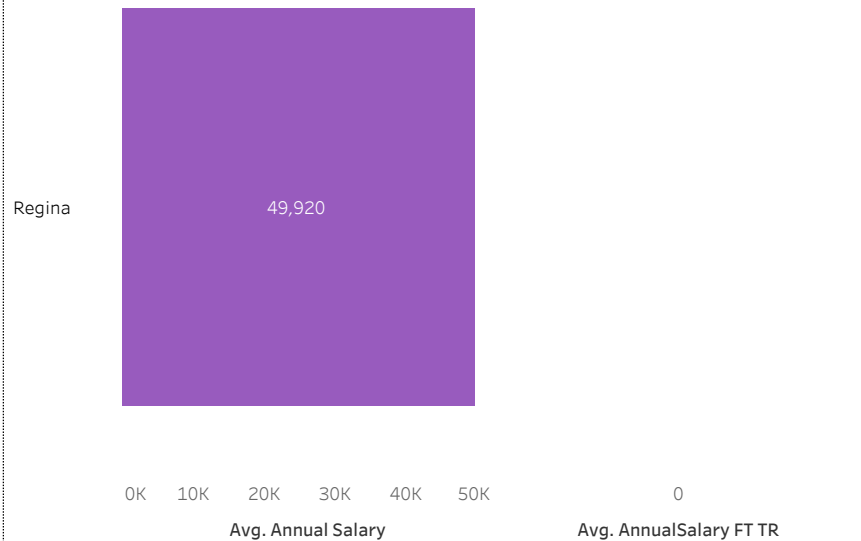
Training Related (TR) Employment

#Available Workforce	# of TR Employed Grads	TR Employment Rate	# of Fulltime TR Employed Grads	Full-time TR Employment Rate
1	1	100%	0	0%


Location of Employment



Average Salaries by Location of Employment



Average/Median Salary



Relatedness of Job to Training





2019-20 Graduate Follow-up Survey

Summary of Results (page 3/5)

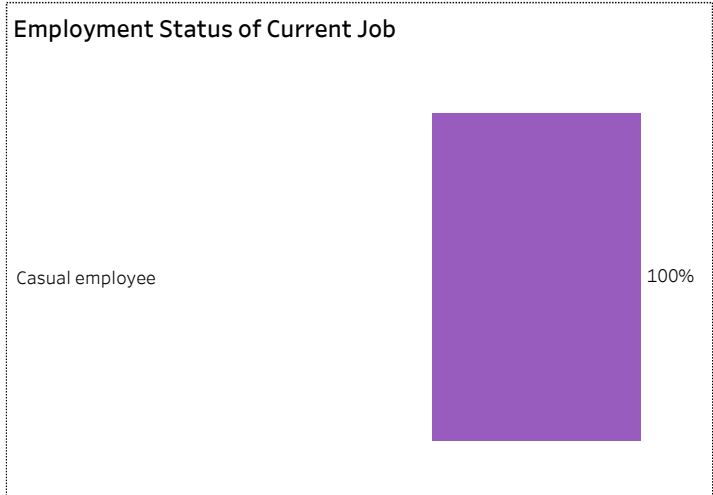
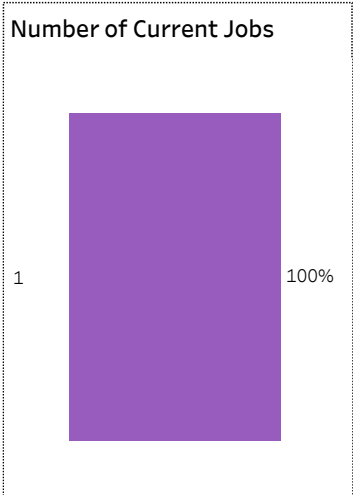

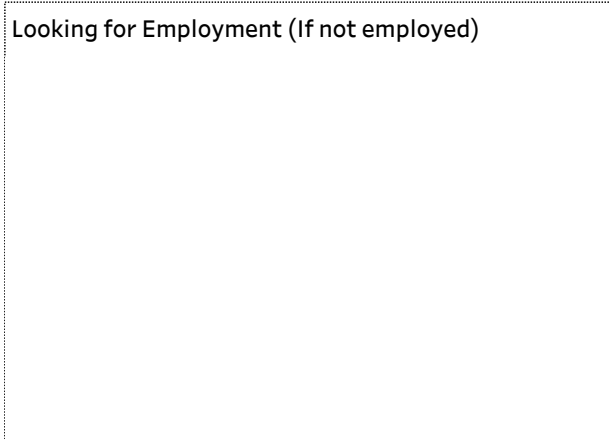
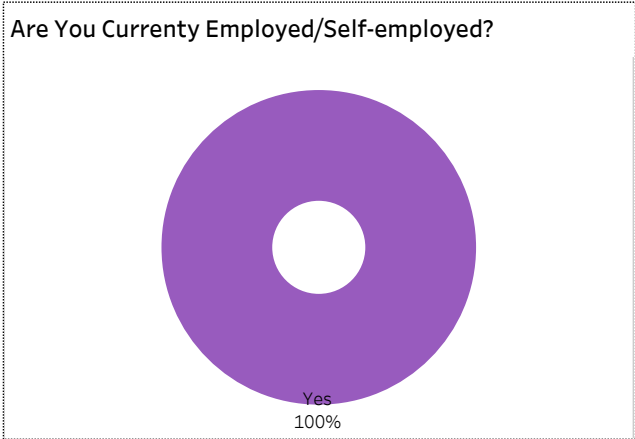
Graduate Employment (continued)



[Click on button to RESET Filters](#)

Number of Respondents: **1**

School: **Nursing** | Program: **International Educated Nurses** | Credential: **Applied Certificate** | Admin Campus: **Regina** | Base/CE: **Con Ed - Sask Polytech Delivered** | Indigenous: **Non-Indigenous**





2019-20 Graduate Follow-up Survey Summary of Results (page 4/5) Satisfaction and Program Benefits






[Click on button to RESET Filters](#)

Number of Respondents 1	School: Nursing Program: International Educated Nurses Credential: Applied Certificate Admin Campus: Regina Base/CE: Con Ed - Sask Polytech Delivered Indigenous: Non-Indigenous
-----------------------------------	--

Level of Satisfaction	Very Satisfied & Somewhat Satisfied	<ul style="list-style-type: none"> Not sure Somewhat satisfied Very satisfied 	Program Benefits	<ul style="list-style-type: none"> A Great Extent & Some Extent
------------------------------	-------------------------------------	--	-------------------------	--

Campus facilities	100%	100%		A great extent & S..	100%
Improved earning potential				100%	100%
Improved employment opportunities				100%	100%
Skills and knowledge relevant in the workplace				100%	100%

Program	100%	100%	Satisfaction with Sask Polytech		
Relevance of your program to your field of employment			Are you satisfied with your decision to attend Sask Polytech?  Yes 100%	Would you recommend Sask Polytech to others?  Yes 100%	Would you recommend your program to others?  Yes 100%
Student support services					

Institutional Research and Analysis




2019-20 Graduate Follow-up Survey Summary of Results (page 5/5) Further Post-Secondary Education



[Click on button to RESET Filters](#)

Number of Respondents 1	School: Nursing Program: International Educated Nurses Ed - Sask Polytech Delivered Credential: Applied Certificate Admin Campus: Regina Base/CE: Con Indigenous: Non-Indigenous
-----------------------------------	---

Currently Taking Further PSE  <p>100% No</p>	Enrolment Status	Current Program Related to Program Completed at Sask Polytech
---	-------------------------	--

Type of Post-Secondary Institution Enroled in
--

Among the students who pursued further education, 25% indicated the program was not related to the one they completed at Sask Polytech. Common reasons cited by the graduates who were studying in an unrelated field were to be able to change career choice, to have more/better career choices, and difficulty of finding employment in their previous field of study.

Institutional Research and Analysis

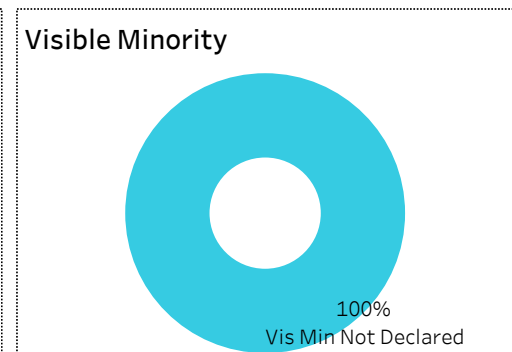
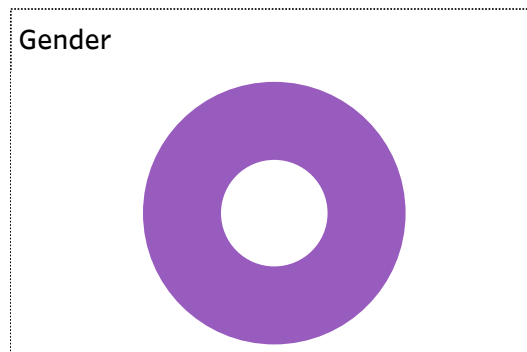
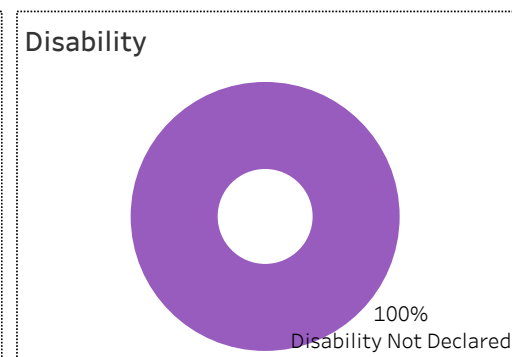
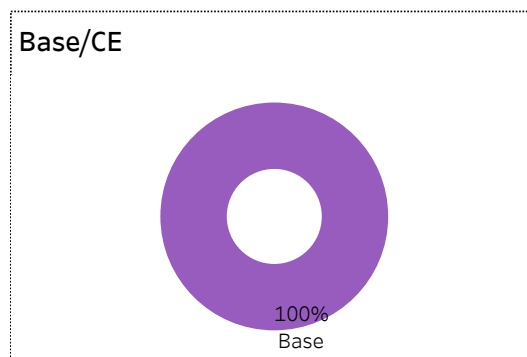
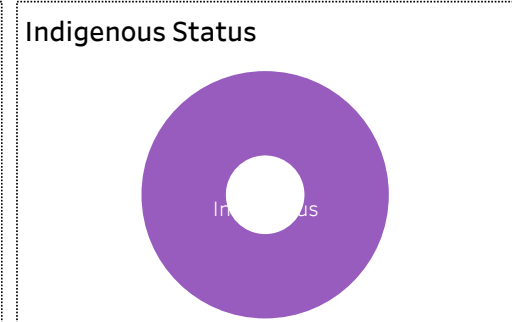
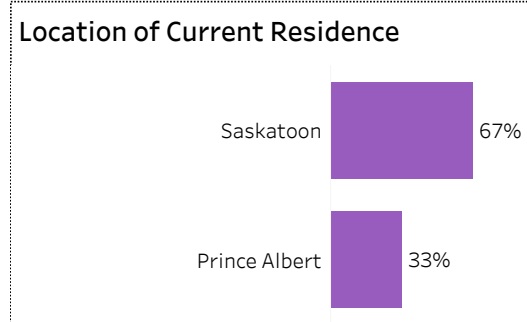
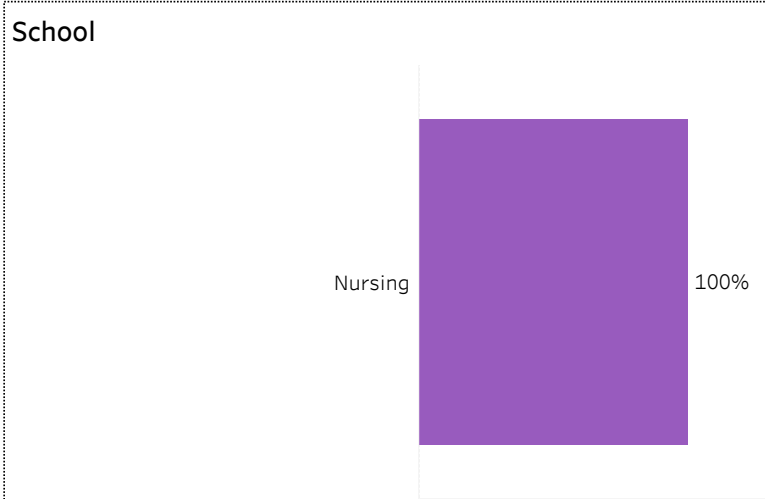


2019-20 Graduate Follow-up Survey Summary of Results (page 1/5) Respondent Profile



[Click on button to RESET Filters](#)

Number of Respondents: **3**
School: **Nursing** | Program: **Perioperative Nursing/LPN** | Credential: **Advanced Certificate** | Admin Campus: **Regina** | Base/CE: **Base** | Indigenous: **Indigenous**





2019-20 Graduate Follow-up Survey Summary of Results (page 2/5) Graduate Employment



[Click on button to RESET Filters](#)

Number of Respondents
3

School: **Nursing** | Program: **Perioperative Nursing/LPN** | Credential: **Advanced Certificate** | Admin Campus: **Regina** | Base/CE: **Base** |
Indigenous: **Indigenous**

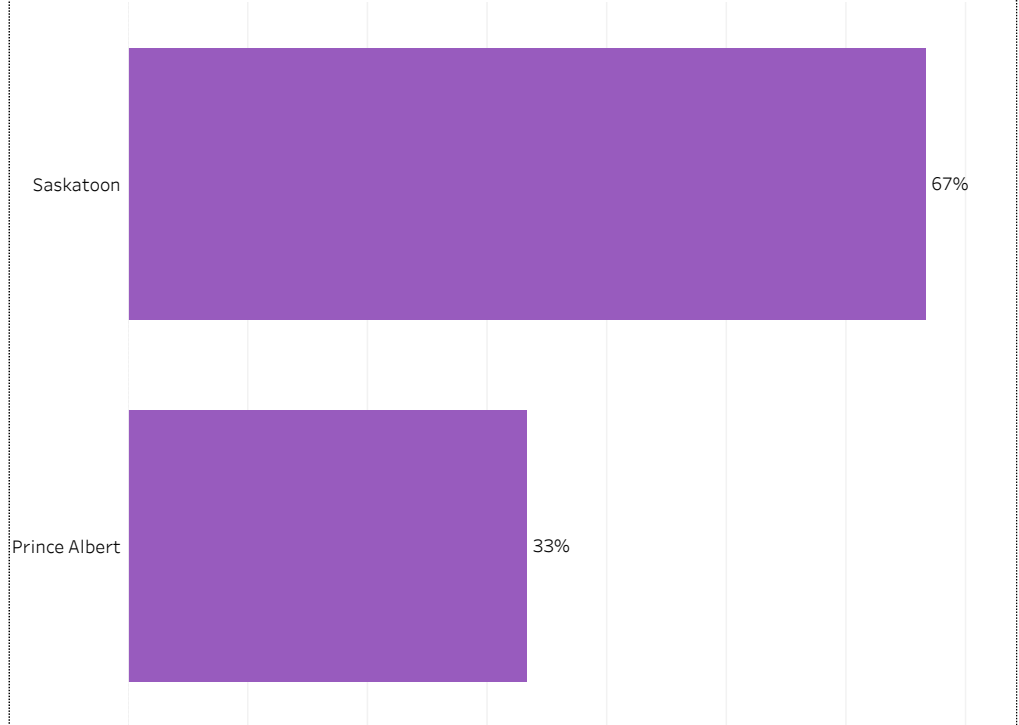
Overall Employment Rate

#Available Workforce	# of Grads Employed	Employment Rate	# of Fulltime Employed Grads	Full-time Employment Rate
3	3	100%	3	100%

Training Related (TR) Employment

#Available Workforce	# of TR Employed Grads	TR Employment Rate	# of Fulltime TR Employed Grads	Full-time TR Employment Rate
3	3	100%	3	100%


Location of Employment



Average Salaries by Location of Employment



Average/Median Salary



Relatedness of Job to Training





2019-20 Graduate Follow-up Survey

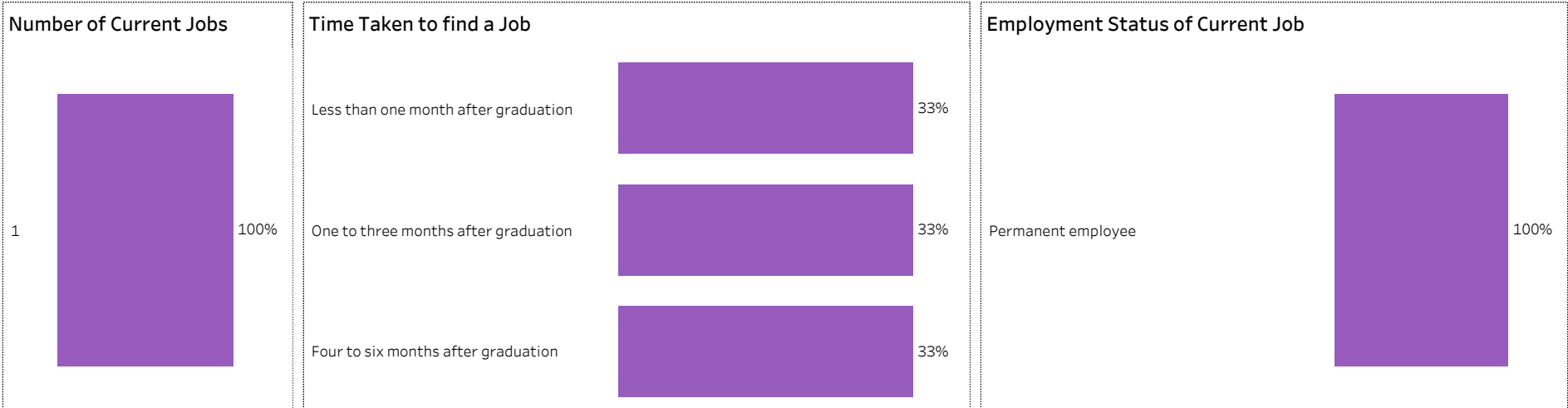
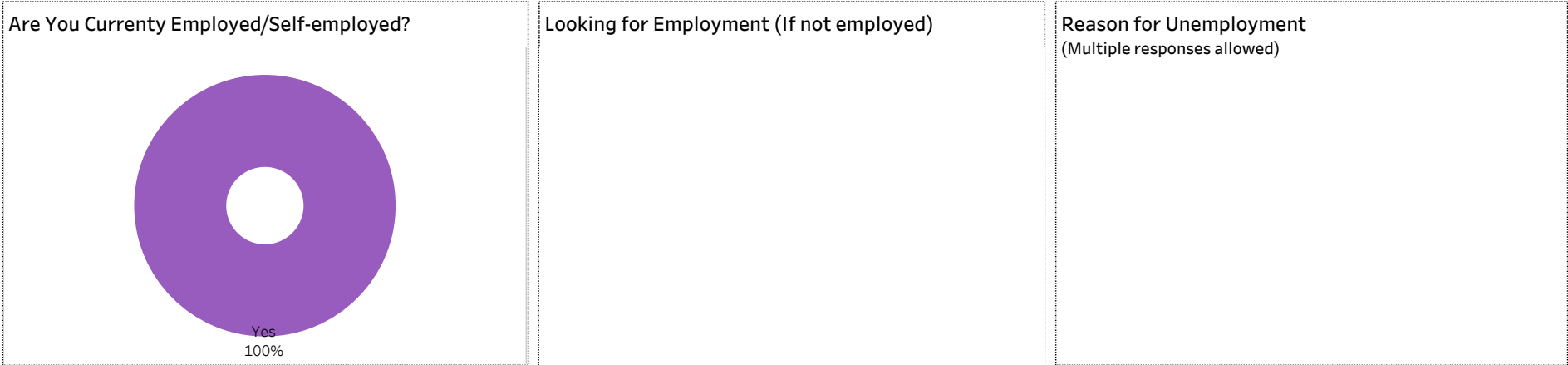
Summary of Results (page 3/5)

Graduate Employment (continued)



[Click on button to RESET Filters](#)

Number of Respondents 3	School: Nursing Program: Perioperative Nursing/LPN Credential: Advanced Certificate Admin Campus: Regina Base/CE: Base Indigenous: Indigenous
-----------------------------------	--





2019-20 Graduate Follow-up Survey Summary of Results (page 4/5) Satisfaction and Program Benefits



[Click on button to RESET Filters](#)

Number of Respondents 3	School: Nursing Program: Perioperative Nursing/LPN Credential: Advanced Certificate Admin Campus: Regina Base/CE: Base Indigenous: Indigenous
-----------------------------------	--

Level of Satisfaction	Very Satisfied & Somewhat Satisfied	<ul style="list-style-type: none"> ■ Very satisfied ■ Somewhat satisfied ■ Very dissatisfied ■ Somewhat dissatisfied 	Program Benefits	A Great Extent & Some Extent	<ul style="list-style-type: none"> ■ Some extent ■ A great extent
------------------------------	-------------------------------------	--	-------------------------	------------------------------	---

Category	Response Rate	Satisfaction Level	Program Benefit	Response Rate	Benefit Extent
Campus facilities	100%	33% Very satisfied, 67% Somewhat satisfied	Improved earning potential	100%	100% A great extent
Instruction delivered	100%	33% Very satisfied, 67% Somewhat satisfied		100%	67% A great extent, 33% Some extent
Program	100%	33% Very satisfied, 67% Somewhat satisfied		100%	67% A great extent, 33% Some extent
Relevance of your program to your field of employment	100%	67% Very satisfied, 33% Somewhat satisfied		100%	100% A great extent

Category	Response Rate	Satisfaction Level
Campus activities	67%	33% Very satisfied, 33% Somewhat satisfied, 33% Very dissatisfied
Educational experience at Sask Polytech	67%	33% Very satisfied, 33% Somewhat satisfied, 33% Very dissatisfied
Student support services	67%	33% Very satisfied, 33% Somewhat satisfied, 33% Very dissatisfied

Satisfaction with Sask Polytech

Are you satisfied with your decision to attend Sask Polytech?
 Would you recommend Sask Polytech to others?
 Would you recommend your program to others?

Yes 67%
No 33%

Yes 100%

Yes 100%




2019-20 Graduate Follow-up Survey Summary of Results (page 5/5) Further Post-Secondary Education



[Click on button to RESET Filters](#)

Number of Respondents 3	School: Nursing Program: Perioperative Nursing/LPN Credential: Advanced Certificate Admin Campus: Regina Base/CE: Base Indigenous: Indigenous
-----------------------------------	--

Currently Taking Further PSE 	Enrolment Status	Current Program Related to Program Completed at Sask Polytech
---	------------------	---

Type of Post-Secondary Institution Enroled in

Among the students who pursued further education, 25% indicated the program was not related to the one they completed at Sask Polytech. Common reasons cited by the graduates who were studying in an unrelated field were to be able to change career choice, to have more/better career choices, and difficulty of finding employment in their previous field of study.

Institutional Research and Analysis

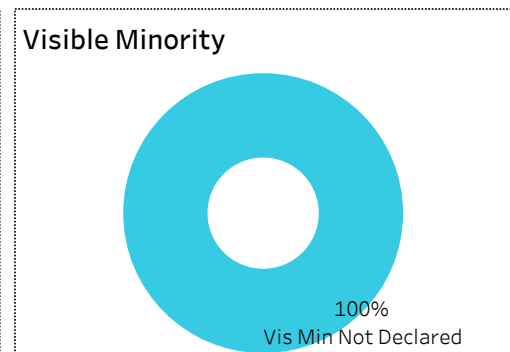
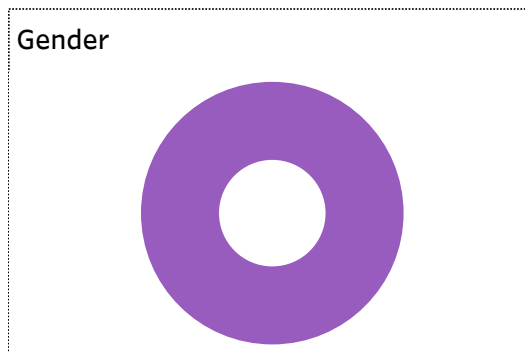
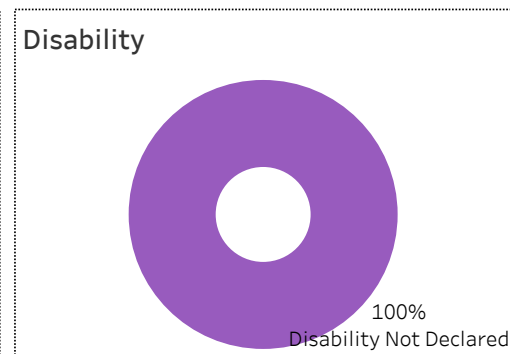

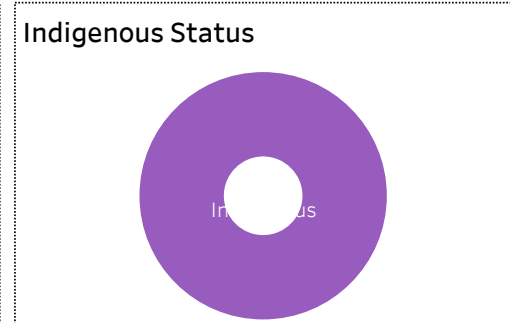
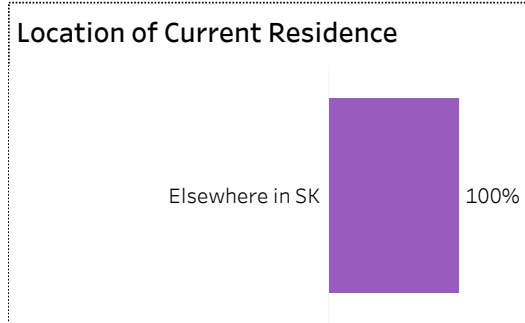


2019-20 Graduate Follow-up Survey Summary of Results (page 1/5) Respondent Profile



[Click on button to RESET Filters](#)

Number of Respondents **1** | School: **Nursing** | Program: **Perioperative Nursing/LPN** | Credential: **Advanced Certificate** | Admin Campus: **Regina** | Base/CE: **Con Ed - Sask Polytech Delivered** | Indigenous: **Indigenous**





2019-20 Graduate Follow-up Survey Summary of Results (page 2/5) Graduate Employment



[Click on button to RESET Filters](#)

Number of Respondents
1

School: **Nursing** | Program: **Perioperative Nursing/LPN** | Credential: **Advanced Certificate** | Admin Campus: **Regina** | Base/CE: **Con Ed - Sask Polytech Delivered** | Indigenous: **Indigenous**

Overall Employment Rate

#Available Workforce	# of Grads Employed	Employment Rate	# of Fulltime Employed Grads	Full-time Employment Rate
1	1	100%	1	100%

Training Related (TR) Employment

#Available Workforce	# of TR Employed Grads	TR Employment Rate	# of Fulltime TR Employed Grads	Full-time TR Employment Rate
1	1	100%	1	100%


Location of Employment



Average Salaries by Location of Employment



Average/Median Salary



Relatedness of Job to Training





2019-20 Graduate Follow-up Survey

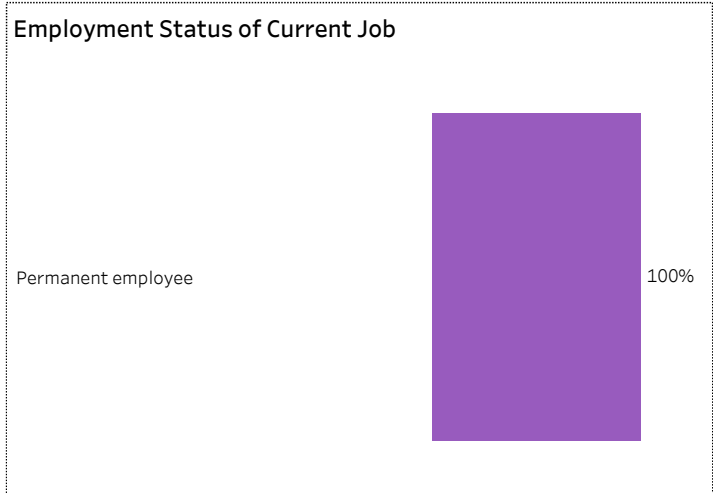
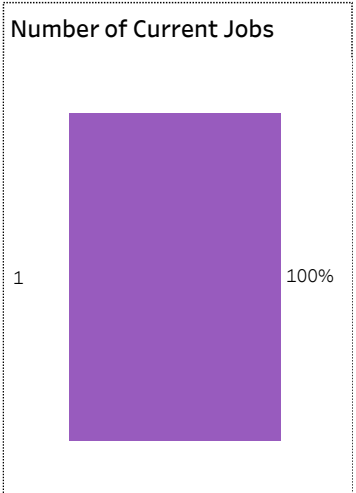
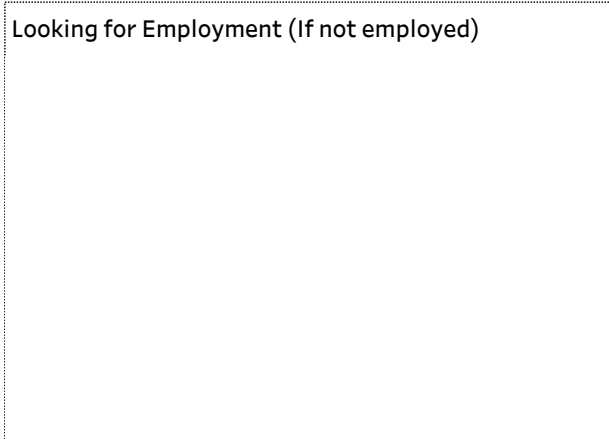
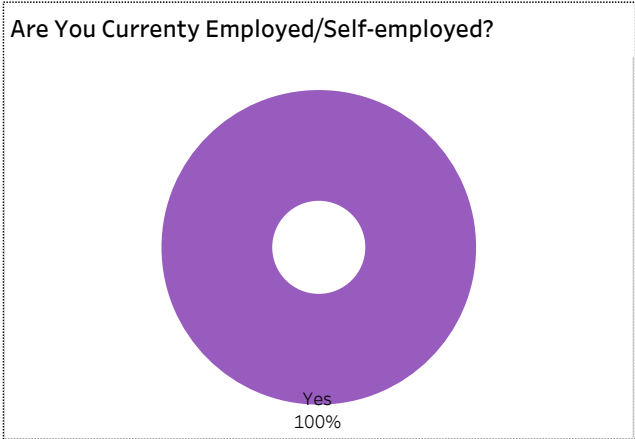
Summary of Results (page 3/5)

Graduate Employment (continued)



[Click on button to RESET Filters](#)

Number of Respondents 1	School: Nursing Program: Perioperative Nursing/LPN Credential: Advanced Certificate Admin Campus: Regina Base/CE: Con Ed - Sask Polytech Delivered Indigenous: Indigenous
-----------------------------------	---





2019-20 Graduate Follow-up Survey Summary of Results (page 4/5) Satisfaction and Program Benefits



Click on button to RESET Filters

Number of Respondents 1	School: Nursing Program: Perioperative Nursing/LPN Credential: Advanced Certificate Admin Campus: Regina Base/CE: Con Ed - Sask Polytech Delivered Indigenous: Indigenous
-----------------------------------	---

Level of Satisfaction	Very Satisfied & Somewhat Satisfied	<ul style="list-style-type: none"> Not sure Somewhat satisfied Very satisfied 	Program Benefits	A Great Extent & Some Extent	A great extent
-----------------------	-------------------------------------	--	------------------	------------------------------	----------------

Campus facilities	100%	100%	Improved earning potential	A great extent & S..	100%
Instruction delivered	100%	100%	Improved employment opportunities	100%	100%
Educational experience at Sask Polytech	100%	100%	Skills and knowledge relevant in the workplace	100%	100%

Program	100%	100%	Satisfaction with Sask Polytech		
Relevance of your program to your field of employment	100%	100%	Are you satisfied with your decision to attend Sask Polytech?	Would you recommend Sask Polytech to others?	Would you recommend your program to others?
Student support services	100%	100%	<p>Yes 100%</p>	<p>Yes 100%</p>	<p>Yes 100%</p>

Institutional Research and Analysis




2019-20 Graduate Follow-up Survey Summary of Results (page 5/5) Further Post-Secondary Education



[Click on button to RESET Filters](#)

Number of Respondents 1	School: Nursing Program: Perioperative Nursing/LPN Credential: Advanced Certificate Admin Campus: Regina Base/CE: Con Ed - Sask Polytech Delivered Indigenous: Indigenous
-----------------------------------	---

Currently Taking Further PSE  <p>100% No</p>	Enrolment Status	Current Program Related to Program Completed at Sask Polytech
---	-------------------------	--

Type of Post-Secondary Institution Enroled in
--

Among the students who pursued further education, 25% indicated the program was not related to the one they completed at Sask Polytech. Common reasons cited by the graduates who were studying in an unrelated field were to be able to change career choice, to have more/better career choices, and difficulty of finding employment in their previous field of study.

Institutional Research and Analysis



2019-20 Graduate Follow-up Survey Summary of Results (page 1/5) Respondent Profile

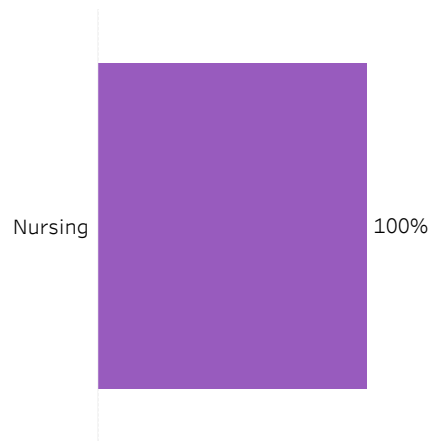


[Click on button to RESET Filters](#)

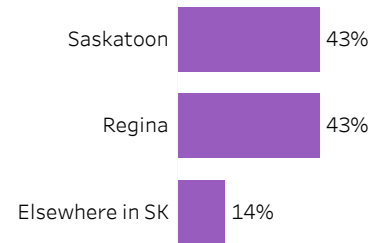
Number of Respondents
7

School: **Nursing** | Program: **Perioperative Nursing/RN** | Credential: **Advanced Certificate** | Admin Campus: **Regina**
| Base/CE: **Base** | Indigenous: **Non-Indigenous**

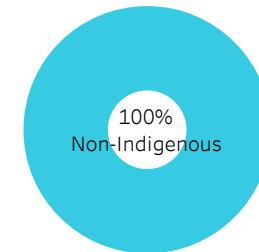
School



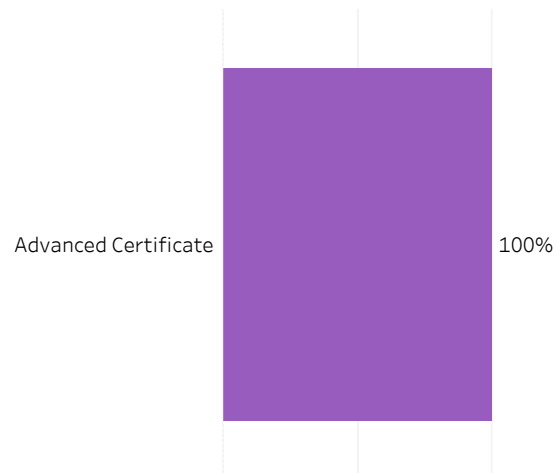
Location of Current Residence



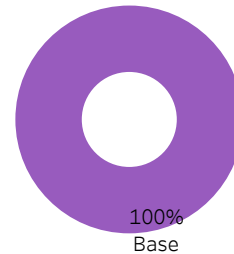
Indigenous Status



Credentials




Base/CE



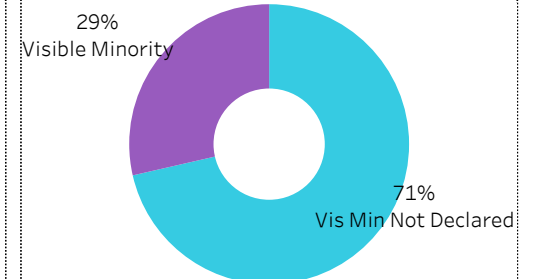
Disability



Gender



Visible Minority





2019-20 Graduate Follow-up Survey Summary of Results (page 2/5) Graduate Employment



[Click on button to RESET Filters](#)

Number of Respondents
7

School: **Nursing** | Program: **Perioperative Nursing/RN** | Credential: **Advanced Certificate** | Admin Campus: **Regina** | Base/CE: **Base** |
Indigenous: **Non-Indigenous**

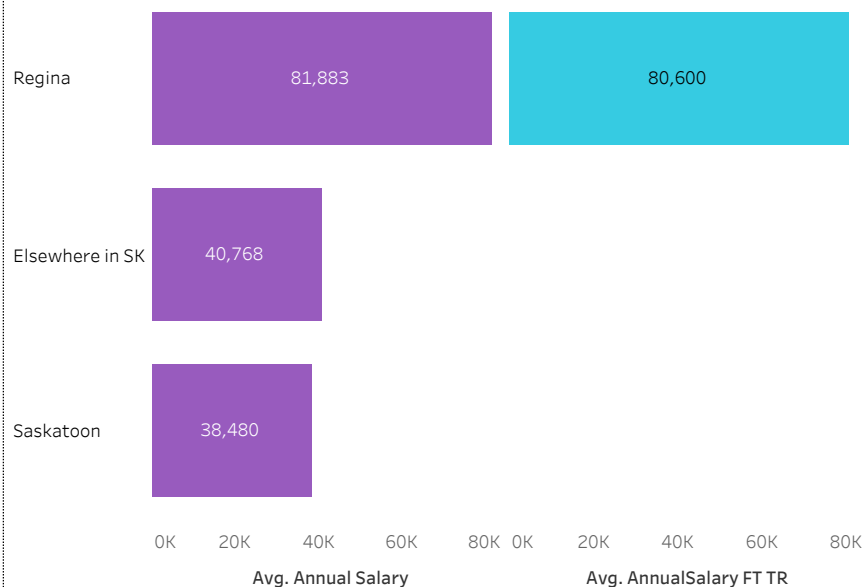
Overall Employment Rate

#Available Workforce	# of Grads Employed	Employment Rate	# of Fulltime Employed Grads	Full-time Employment Rate
7	7	100%	5	71%

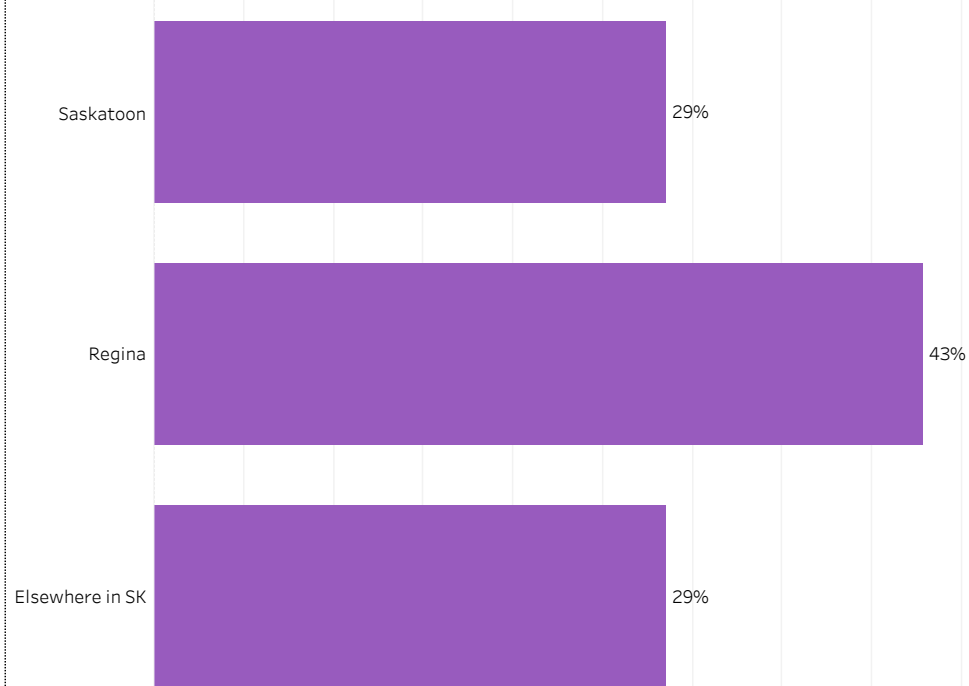
Training Related (TR) Employment

#Available Workforce	# of TR Employed Grads	TR Employment Rate	# of Fulltime TR Employed Grads	Full-time TR Employment Rate
7	4	57%	3	43%

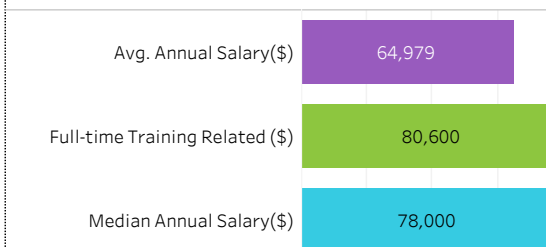
Average Salaries by Location of Employment



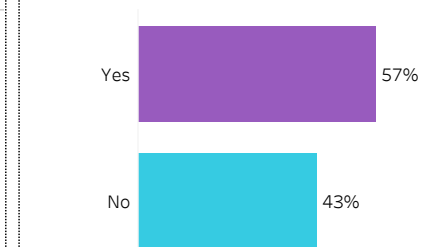
Location of Employment



Average/Median Salary



Relatedness of Job to Training

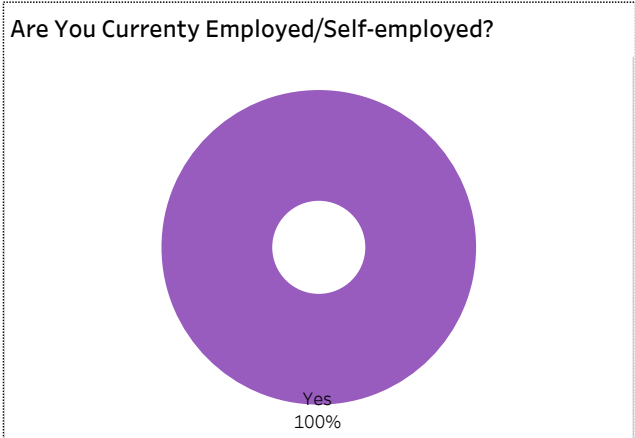




2019-20 Graduate Follow-up Survey
 Summary of Results (page 3/5)
 Graduate Employment (continued)

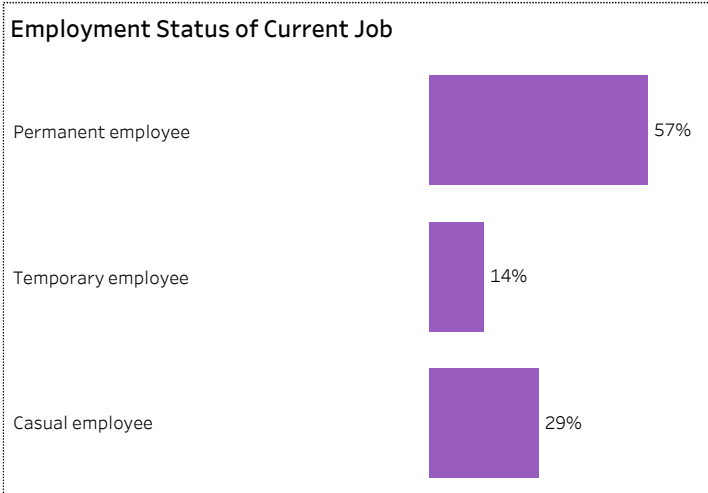
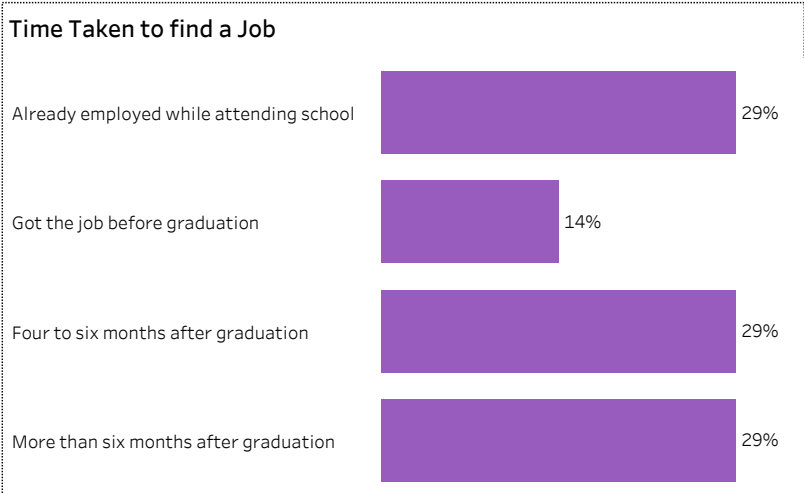
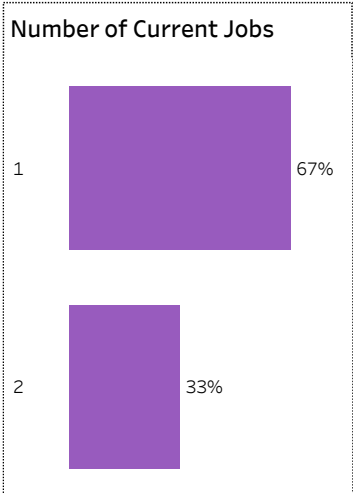


Number of Respondents: **7**
 School: **Nursing** | Program: **Perioperative Nursing/RN** | Credential: **Advanced Certificate** | Admin Campus: **Regina** | Base/CE: **Base** |
 Indigenous: **Non-Indigenous**



Looking for Employment (If not employed)

Reason for Unemployment
 (Multiple responses allowed)





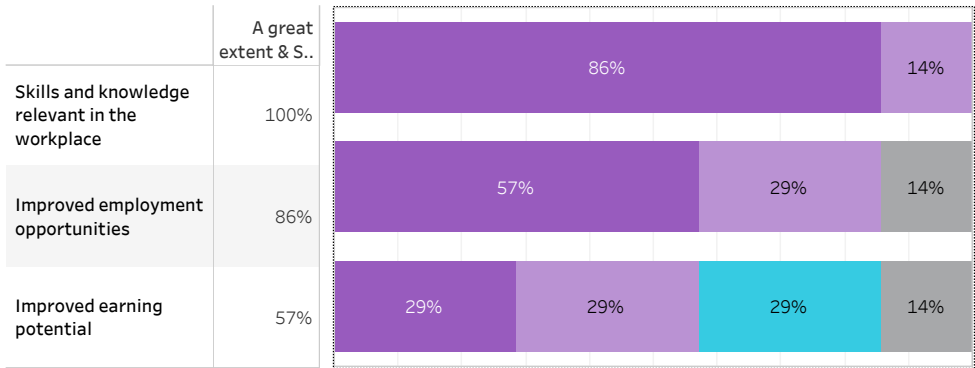
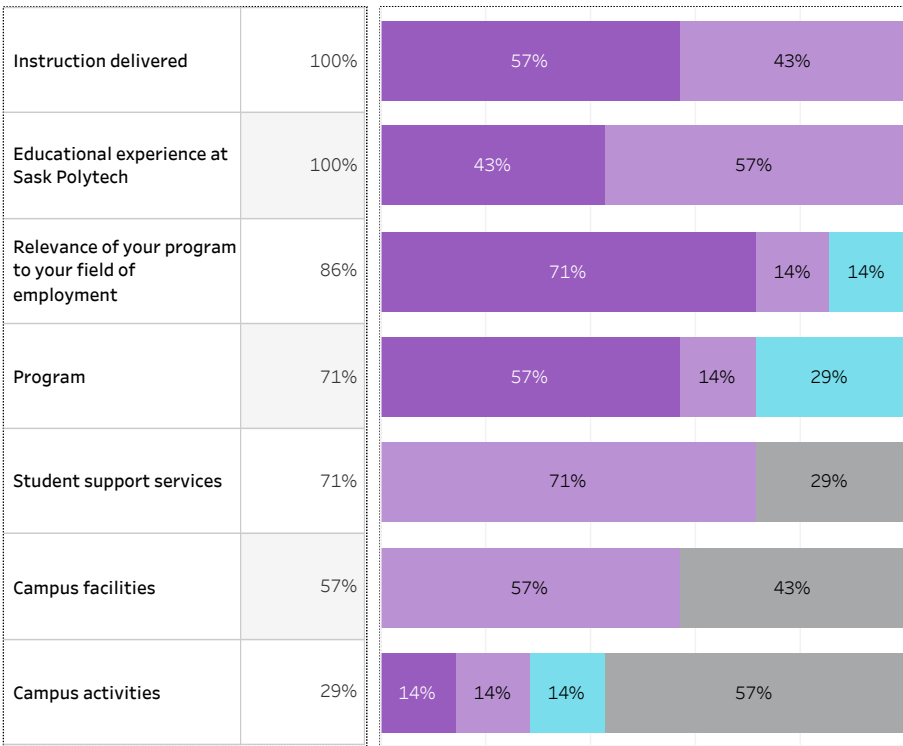
2019-20 Graduate Follow-up Survey Summary of Results (page 4/5) Satisfaction and Program Benefits



Click on button to RESET Filters

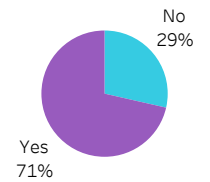
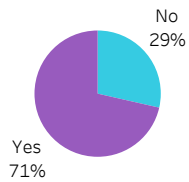
Number of Respondents 7	School: Nursing Program: Perioperative Nursing/RN Credential: Advanced Certificate Admin Campus: Regina Base/CE: Base Indigenous: Non-Indigenous
-----------------------------------	--

Level of Satisfaction	Very Satisfied & Somewhat Satisfied	<ul style="list-style-type: none"> Very satisfied Somewhat satisfied Somewhat dissatisfied Not sure 	Program Benefits	A Great Extent & Some Extent	<ul style="list-style-type: none"> A great extent Some extent No extent at all Not sure Not applicable
------------------------------	-------------------------------------	---	-------------------------	------------------------------	---



Satisfaction with Sask Polytech

Are you satisfied with your decision to attend Sask Polytech? Would you recommend Sask Polytech to others? Would you recommend your program to others?



Institutional Research and Analysis




2019-20 Graduate Follow-up Survey Summary of Results (page 5/5) Further Post-Secondary Education



[Click on button to RESET Filters](#)

Number of Respondents 7	School: Nursing Program: Perioperative Nursing/RN Credential: Advanced Certificate Admin Campus: Regina Base/CE: Base Indigenous: Non-Indigenous
-----------------------------------	--

Currently Taking Further PSE  <p>100% No</p>	Enrolment Status	Current Program Related to Program Completed at Sask Polytech
---	-------------------------	--

Type of Post-Secondary Institution Enroled in
--

Among the students who pursued further education, 25% indicated the program was not related to the one they completed at Sask Polytech. Common reasons cited by the graduates who were studying in an unrelated field were to be able to change career choice, to have more/better career choices, and difficulty of finding employment in their previous field of study.

Institutional Research and Analysis



2019-20 Graduate Follow-up Survey Summary of Results (page 1/5) Respondent Profile

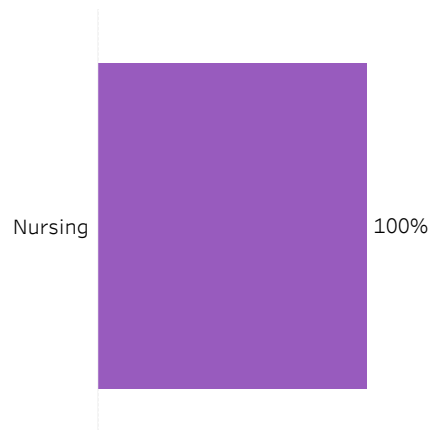


[Click on button to RESET Filters](#)


Number of Respondents
9

School: **Nursing** | Program: **Perioperative Nursing/RN** | Credential: **Advanced Certificate** | Admin Campus: **Regina**
| Base/CE: **Con Ed - Sask Polytech Delivered** | Indigenous: **All**

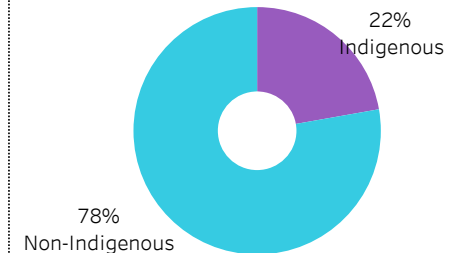
School



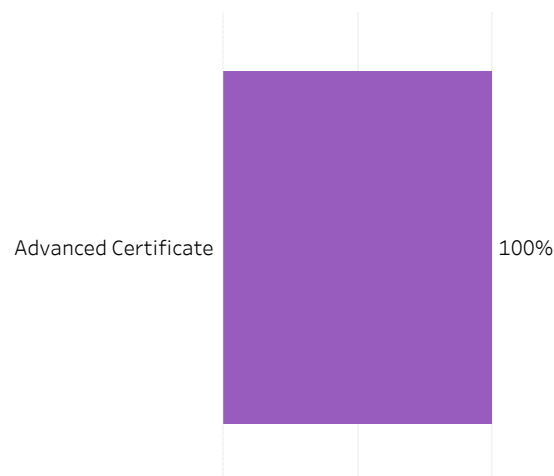
Location of Current Residence



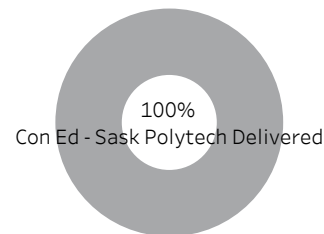
Indigenous Status



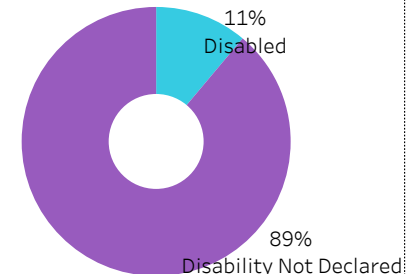
Credentials



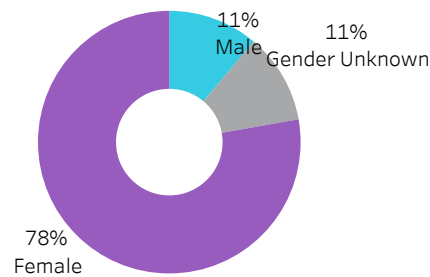
Base/CE



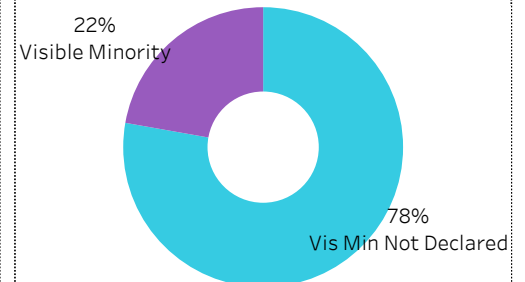
Disability



Gender



Visible Minority





2019-20 Graduate Follow-up Survey Summary of Results (page 2/5) Graduate Employment



[Click on button to RESET Filters](#)

Number of Respondents
9

School: **Nursing** | Program: **Perioperative Nursing/RN** | Credential: **Advanced Certificate** | Admin Campus: **Regina** | Base/CE: **Con Ed - Sask Polytech Delivered** | Indigenous: **All**

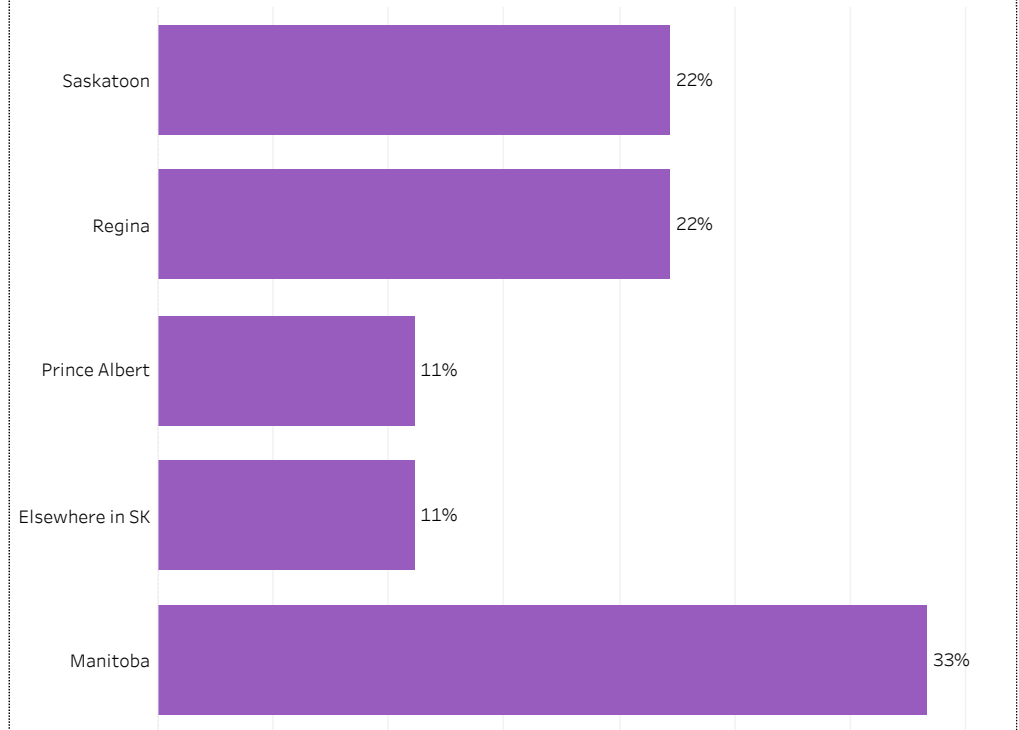
Overall Employment Rate

#Available Workforce	# of Grads Employed	Employment Rate	# of Fulltime Employed Grads	Full-time Employment Rate
9	9	100%	9	100%

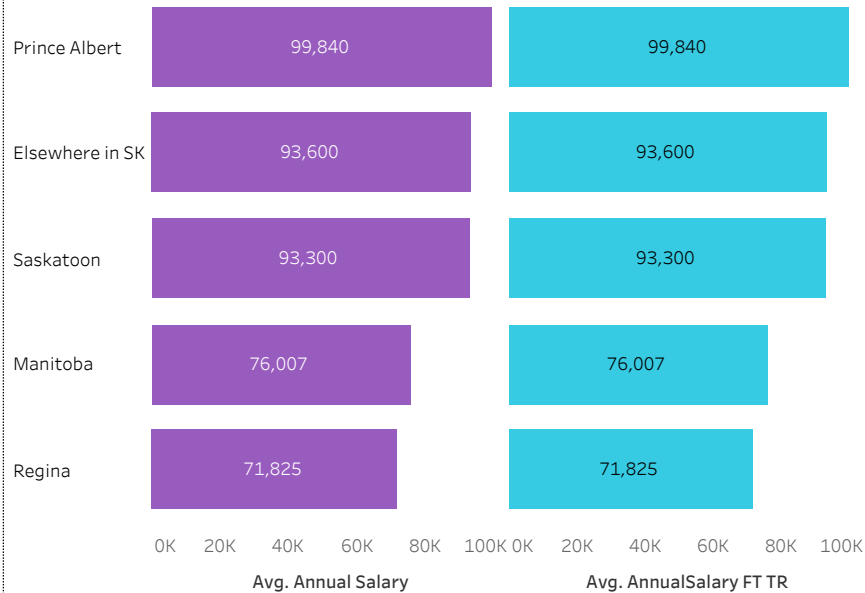
Training Related (TR) Employment

#Available Workforce	# of TR Employed Grads	TR Employment Rate	# of Fulltime TR Employed Grads	Full-time TR Employment Rate
9	9	100%	9	100%

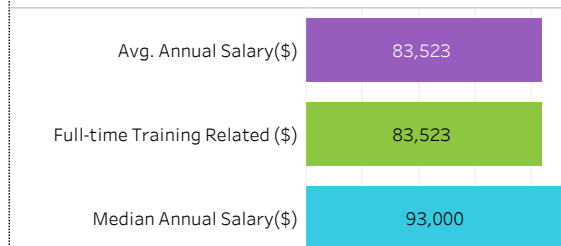
Location of Employment



Average Salaries by Location of Employment



Average/Median Salary



Relatedness of Job to Training





2019-20 Graduate Follow-up Survey

Summary of Results (page 3/5)

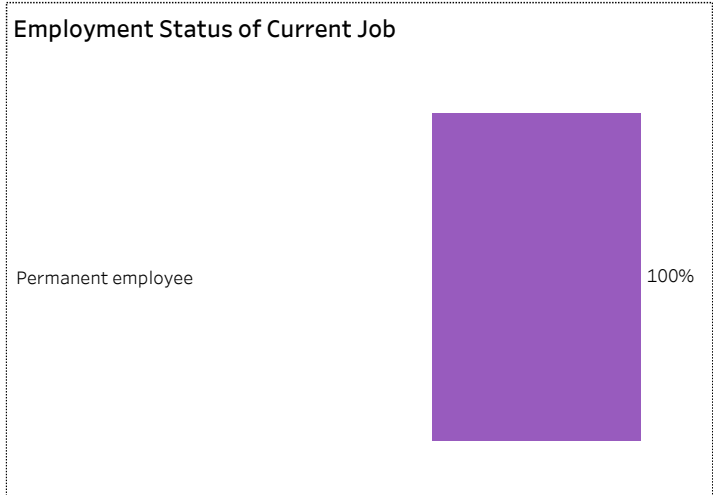
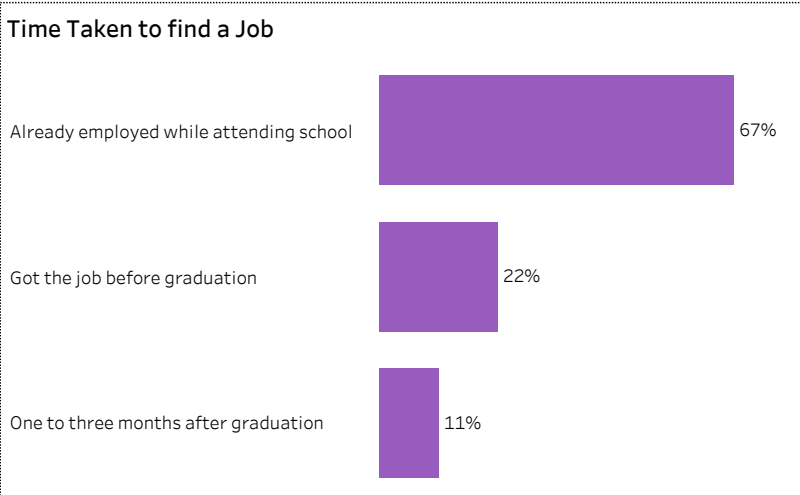
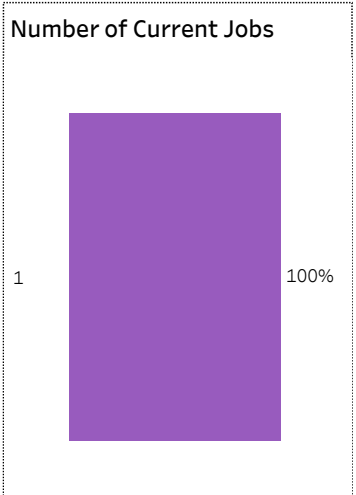

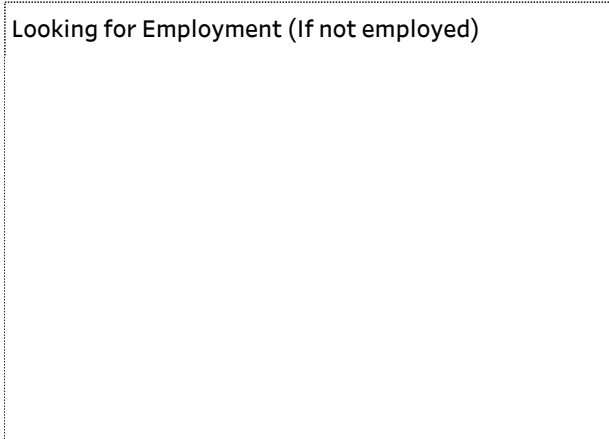
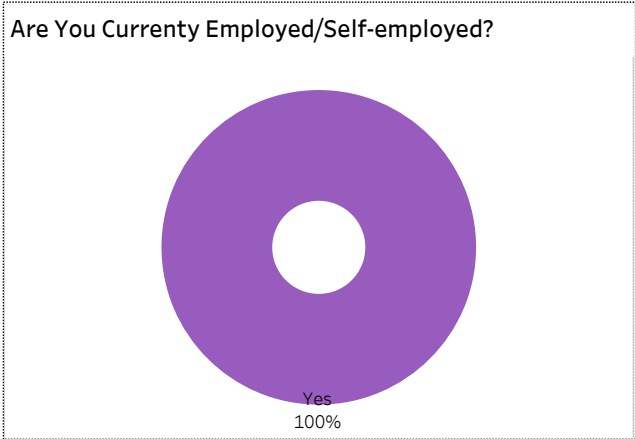
Graduate Employment (continued)



[Click on button to RESET Filters](#)

Number of Respondents: **9**

School: **Nursing** | Program: **Perioperative Nursing/RN** | Credential: **Advanced Certificate** | Admin Campus: **Regina** | Base/CE: **Con Ed - Sask Polytech Delivered** | Indigenous: **All**





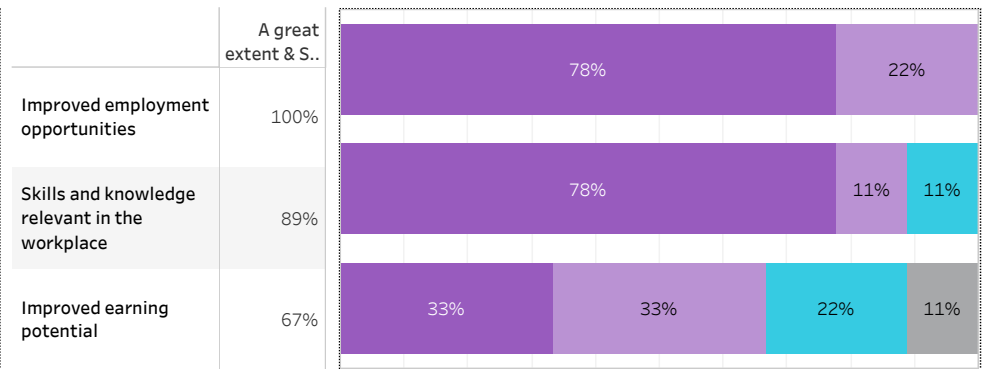
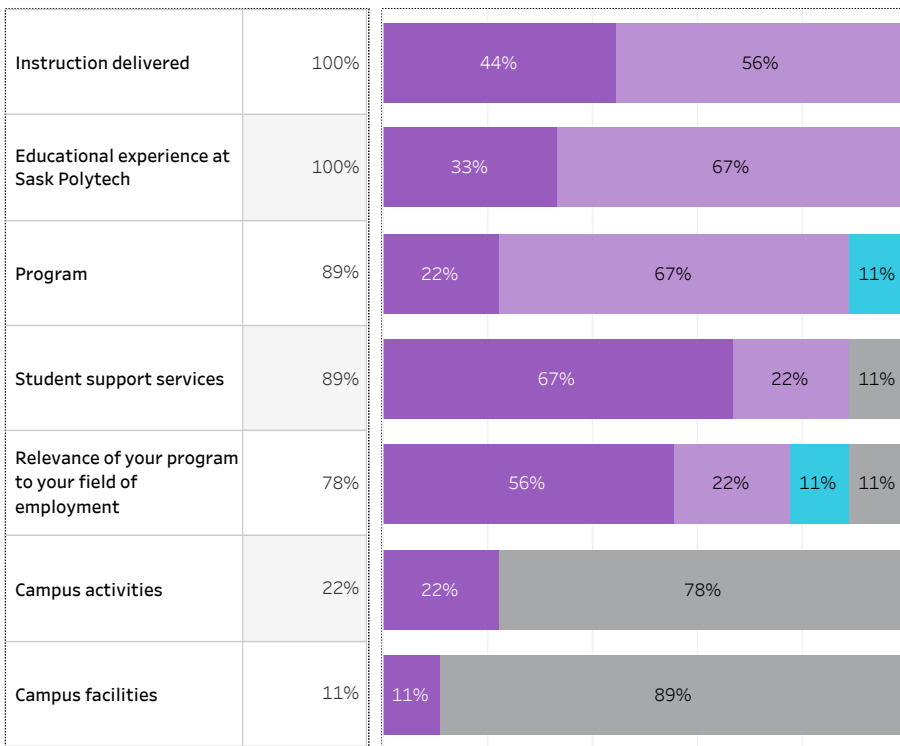
2019-20 Graduate Follow-up Survey Summary of Results (page 4/5) Satisfaction and Program Benefits



Click on button to RESET Filters

Number of Respondents 9	School: Nursing Program: Perioperative Nursing/RN Credential: Advanced Certificate Admin Campus: Regina Base/CE: Con Ed - Sask Polytech Delivered Indigenous: All
-----------------------------------	---

Level of Satisfaction	Very Satisfied & Somewhat Satisfied	<ul style="list-style-type: none"> Very satisfied Somewhat satisfied Very dissatisfied Not sure 	Program Benefits	A Great Extent & Some Extent	<ul style="list-style-type: none"> Not applicable No extent at all Some extent A great extent
------------------------------	-------------------------------------	---	-------------------------	------------------------------	---



Satisfaction with Sask Polytech

Are you satisfied with your decision to attend Sask Polytech? Would you recommend Sask Polytech to others? Would you recommend your program to others?



Yes
100%



Yes
100%



Yes
100%

Institutional Research and Analysis




2019-20 Graduate Follow-up Survey Summary of Results (page 5/5) Further Post-Secondary Education



[Click on button to RESET Filters](#)

Number of Respondents 9	School: Nursing Program: Perioperative Nursing/RN Credential: Advanced Certificate Admin Campus: Regina Base/CE: Con Ed - Sask Polytech Delivered Indigenous: All
-----------------------------------	---

Currently Taking Further PSE  <p>100% No</p>	Enrolment Status	Current Program Related to Program Completed at Sask Polytech
---	-------------------------	--

Type of Post-Secondary Institution Enroled in
--

Among the students who pursued further education, 25% indicated the program was not related to the one they completed at Sask Polytech. Common reasons cited by the graduates who were studying in an unrelated field were to be able to change career choice, to have more/better career choices, and difficulty of finding employment in their previous field of study.

Institutional Research and Analysis

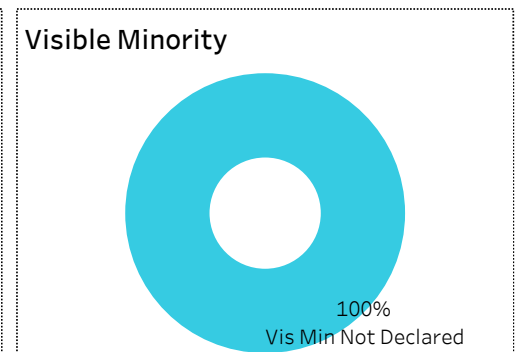
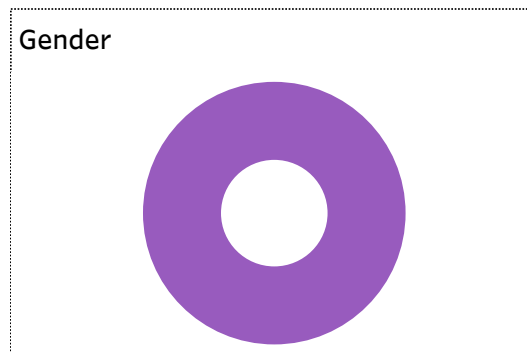
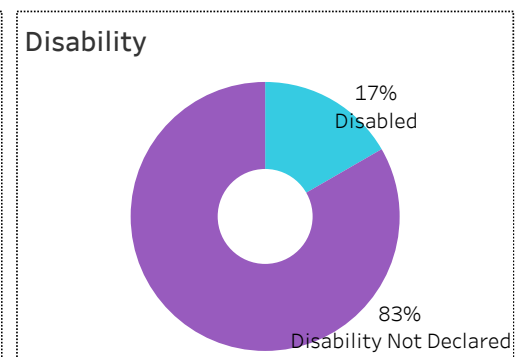
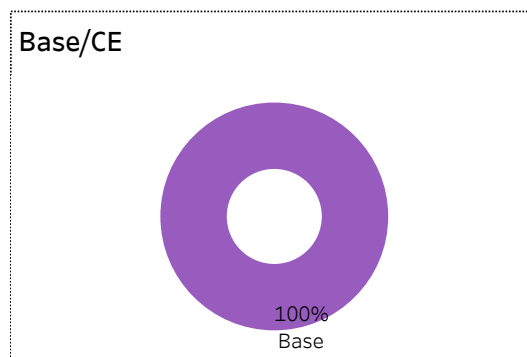
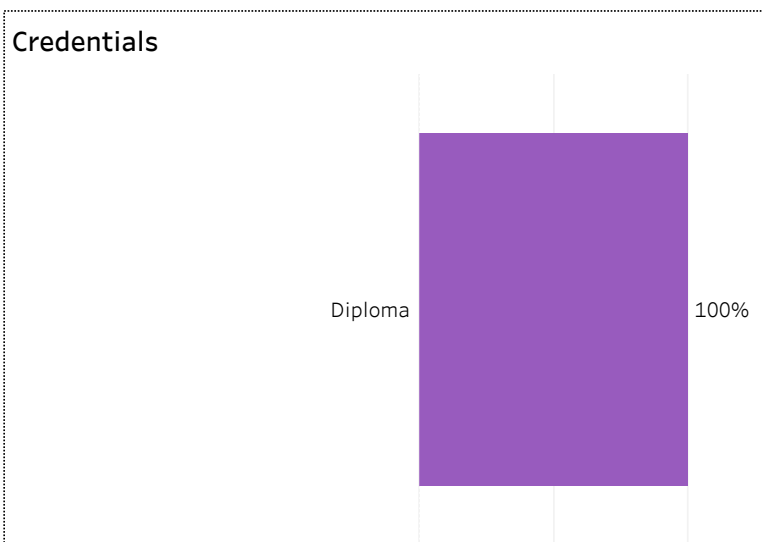
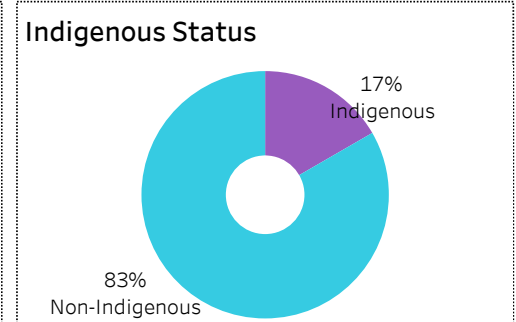
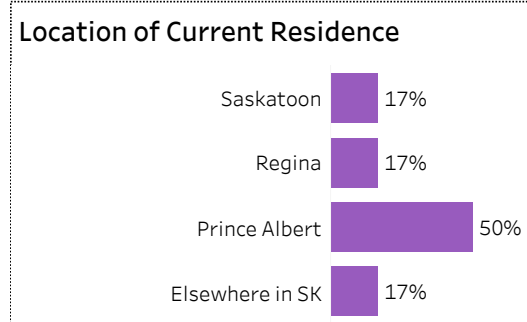
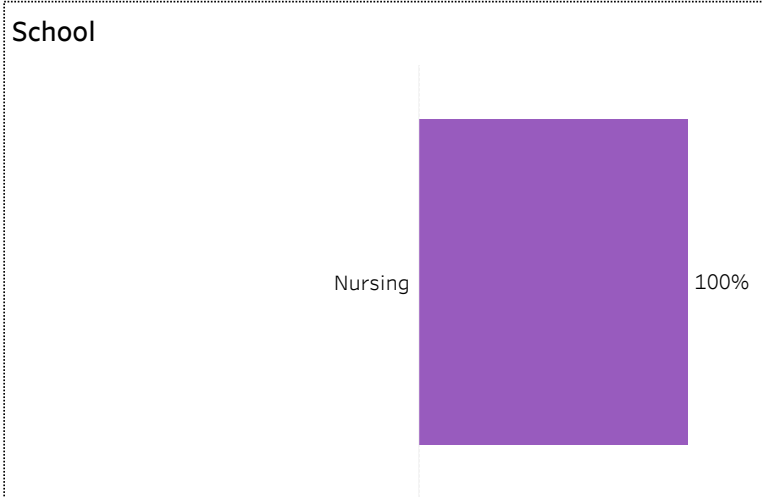


2019-20 Graduate Follow-up Survey Summary of Results (page 1/5) Respondent Profile



[Click on button to RESET Filters](#)

Number of Respondents: **6**
School: **Nursing** | Program: **Practical Nursing** | Credential: **Diploma** | Admin Campus: **Prince Albert** | Base/CE: **Base**
| Indigenous: **All**





2019-20 Graduate Follow-up Survey Summary of Results (page 2/5) Graduate Employment



[Click on button to RESET Filters](#)

Number of Respondents
6

School: **Nursing** | Program: **Practical Nursing** | Credential: **Diploma** | Admin Campus: **Prince Albert** | Base/CE: **Base** | Indigenous: **All**

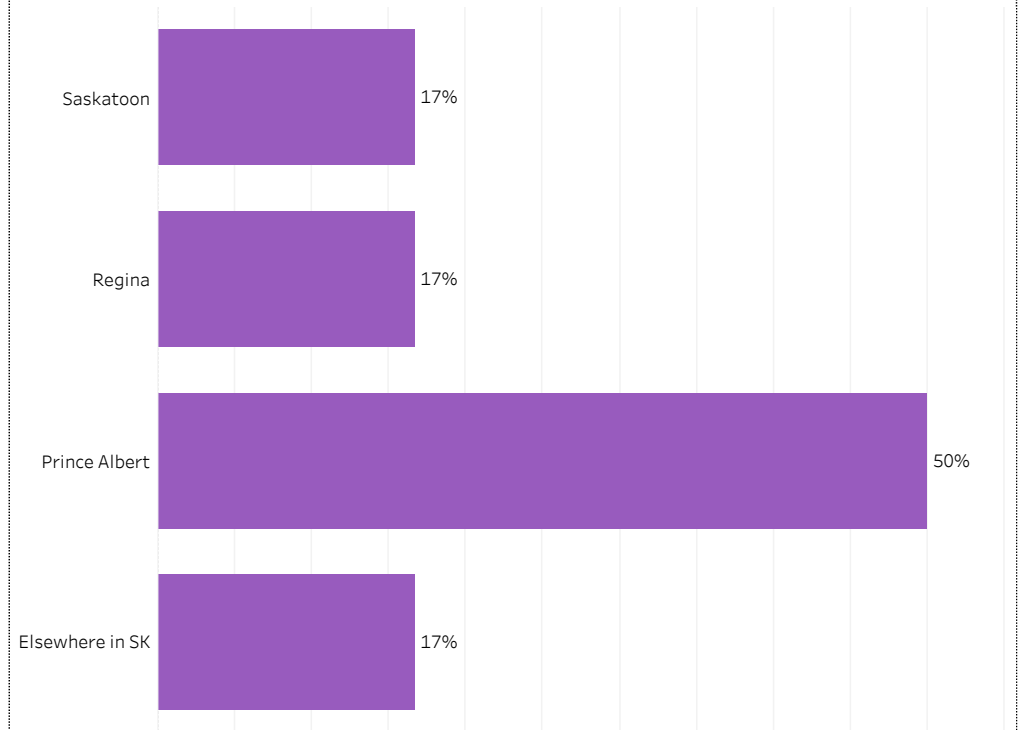
Overall Employment Rate

#Available Workforce	# of Grads Employed	Employment Rate	# of Fulltime Employed Grads	Full-time Employment Rate
6	6	100%	4	67%

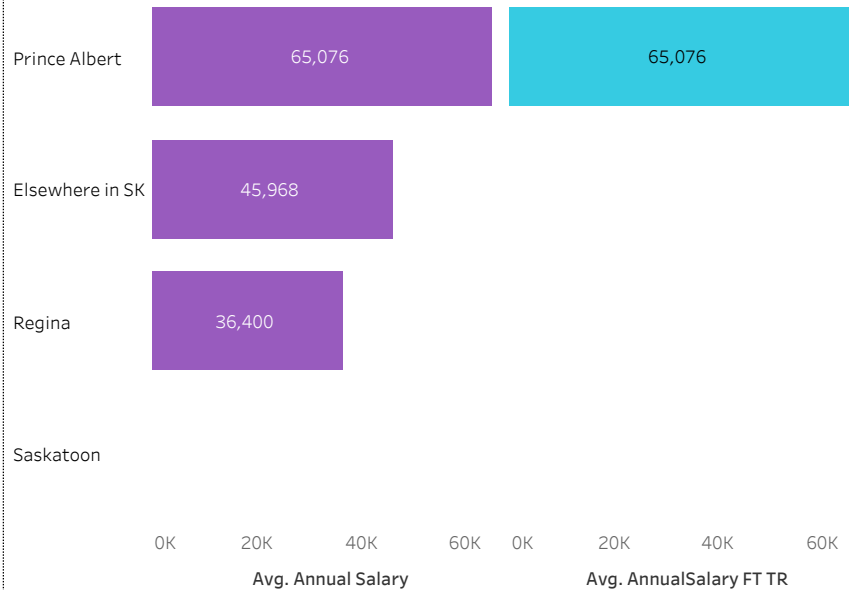
Training Related (TR) Employment

#Available Workforce	# of TR Employed Grads	TR Employment Rate	# of Fulltime TR Employed Grads	Full-time TR Employment Rate
6	6	100%	4	67%

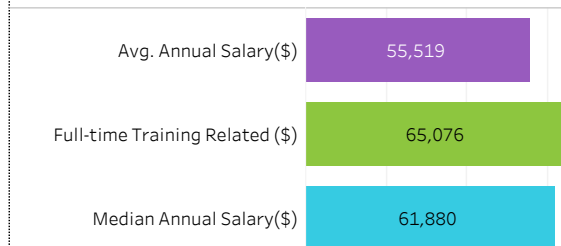
Location of Employment



Average Salaries by Location of Employment



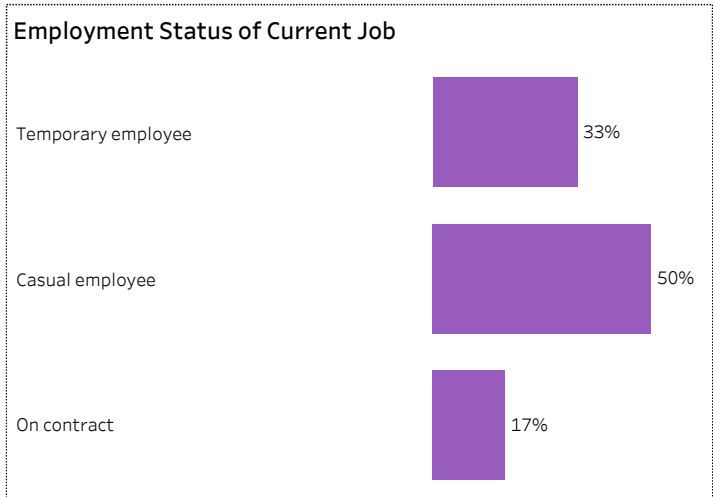
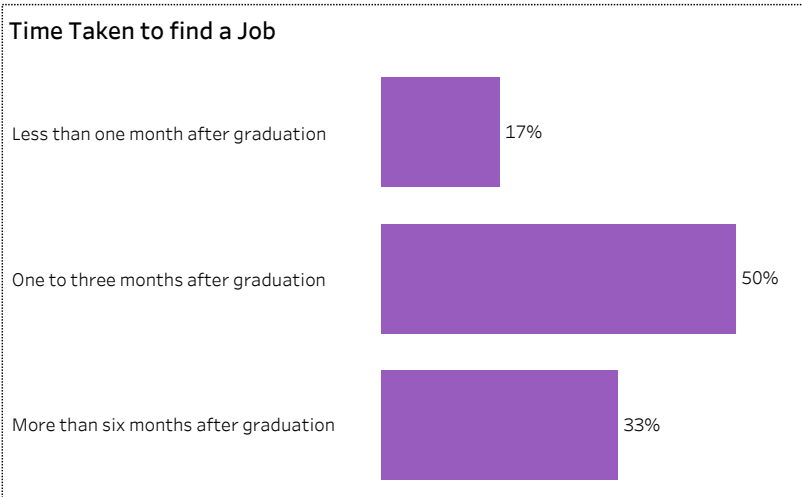
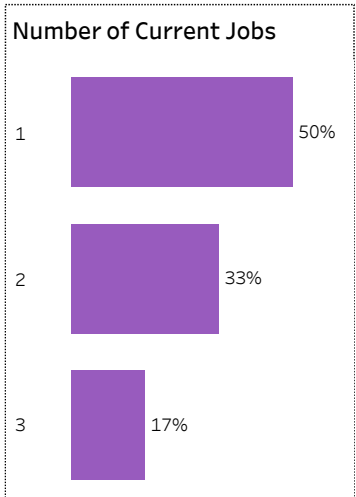

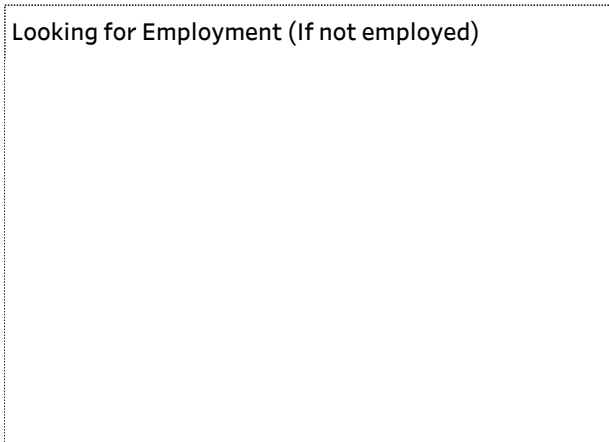
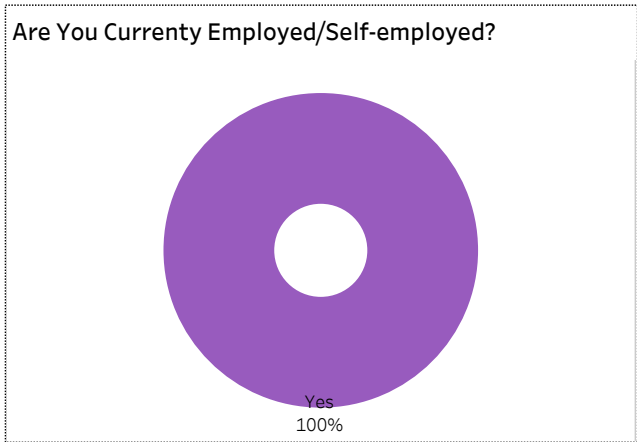
Average/Median Salary



Relatedness of Job to Training



Number of Respondents: **6**
 School: **Nursing** | Program: **Practical Nursing** | Credential: **Diploma** | Admin Campus: **Prince Albert** | Base/CE: **Base** | Indigenous: **All**





2019-20 Graduate Follow-up Survey Summary of Results (page 4/5) Satisfaction and Program Benefits

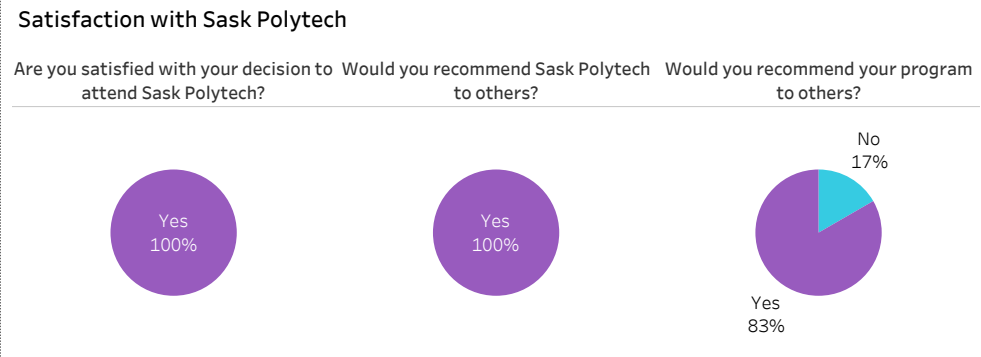


Click on button to RESET Filters

Number of Respondents 6	School: Nursing Program: Practical Nursing Credential: Diploma Admin Campus: Prince Albert Base/CE: Base Indigenous: All
-----------------------------------	--

Level of Satisfaction	Very Satisfied & Somewhat Satisfied	<ul style="list-style-type: none"> Very satisfied Somewhat satisfied Somewhat dissatisfied Not sure 	Program Benefits	A Great Extent & Some Extent	<ul style="list-style-type: none"> Not sure Some extent A great extent
------------------------------	-------------------------------------	---	-------------------------	------------------------------	---

Campus facilities	100%		<table border="1"> <tr> <td></td> <td>A great extent & S..</td> <td> </td> </tr> <tr> <td>Skills and knowledge relevant in the workplace</td> <td>100%</td> <td> </td> </tr> <tr> <td>Improved earning potential</td> <td>83%</td> <td> </td> </tr> <tr> <td>Improved employment opportunities</td> <td>83%</td> <td> </td> </tr> </table>		A great extent & S..		Skills and knowledge relevant in the workplace	100%		Improved earning potential	83%		Improved employment opportunities	83%	
	A great extent & S..														
Skills and knowledge relevant in the workplace	100%														
Improved earning potential	83%														
Improved employment opportunities	83%														
Instruction delivered	100%														
Educational experience at Sask Polytech	100%														
Program	100%														
Relevance of your program to your field of employment	100%														
Student support services	100%														
Campus activities	50%														



Institutional Research and Analysis

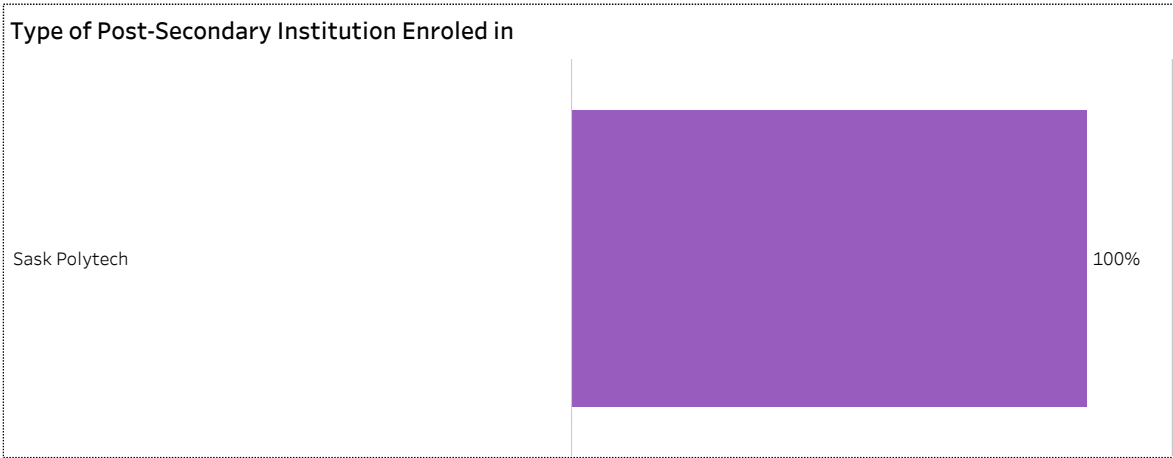
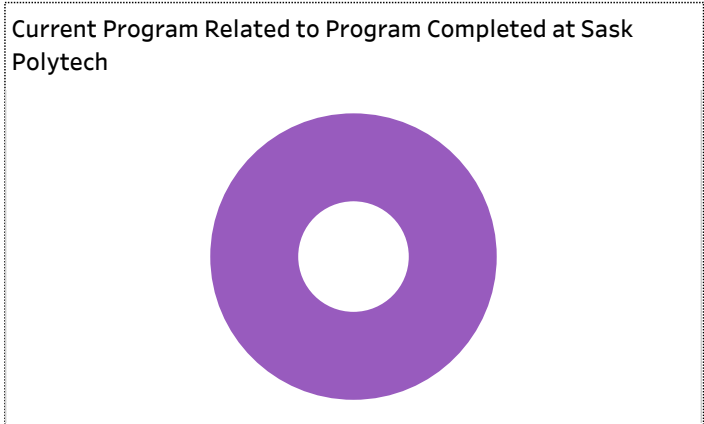
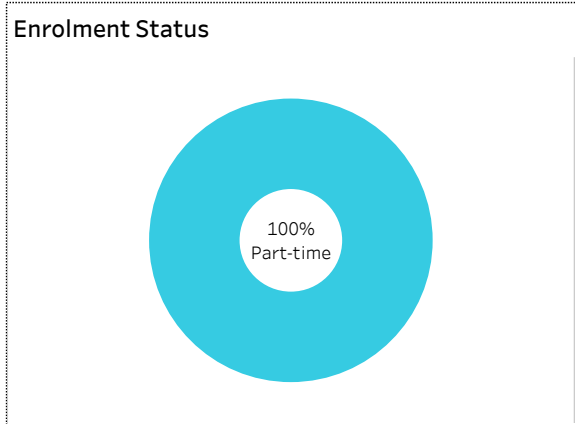
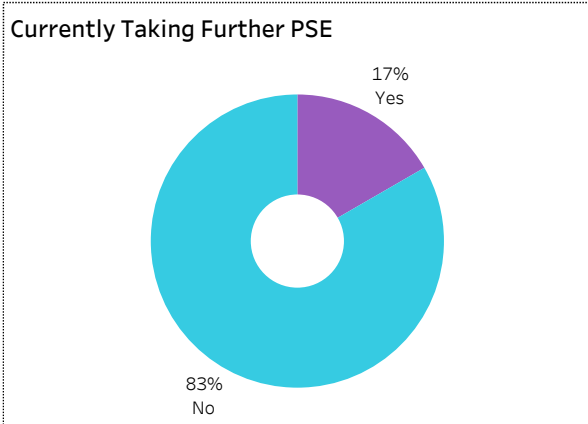


2019-20 Graduate Follow-up Survey Summary of Results (page 5/5) Further Post-Secondary Education



[Click on button to RESET Filters](#)

Number of Respondents: **6** | School: **Nursing** | Program: **Practical Nursing** | Credential: **Diploma** | Admin Campus: **Prince Albert** | Base/CE: **Base** | Indigenous: **All**



Among the students who pursued further education, 25% indicated the program was not related to the one they completed at Sask Polytech. Common reasons cited by the graduates who were studying in an unrelated field were to be able to change career choice, to have more/better career choices, and difficulty of finding employment in their previous field of study.

Institutional Research and Analysis



2019-20 Graduate Follow-up Survey Summary of Results (page 1/5) Respondent Profile

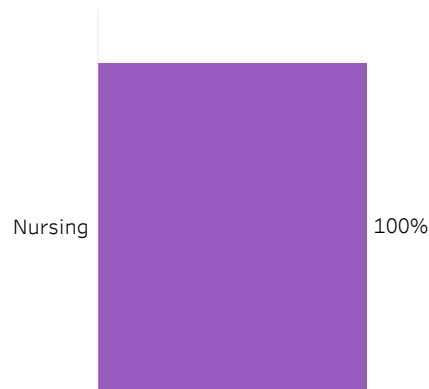


[Click on button to RESET Filters](#)

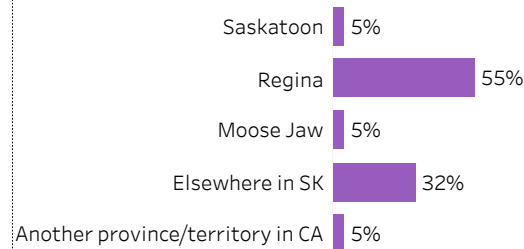
Number of Respondents
22

School: **Nursing** | Program: **Practical Nursing** | Credential: **Diploma** | Admin Campus: **Regina** | Base/CE: **Base** |
Indigenous: **All**

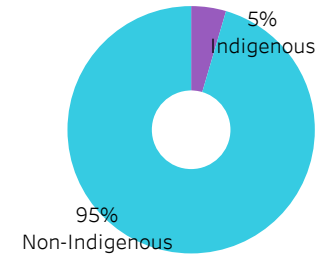
School



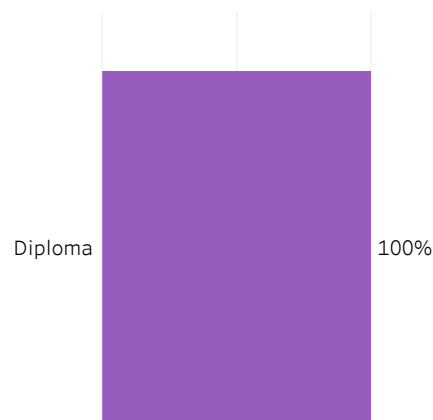
Location of Current Residence



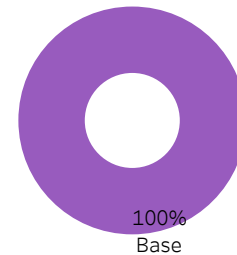
Indigenous Status



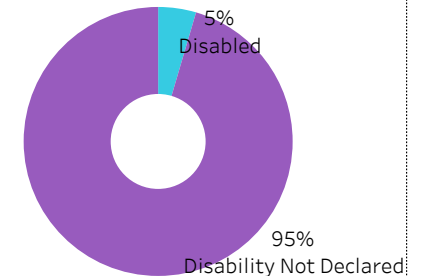
Credentials




Base/CE



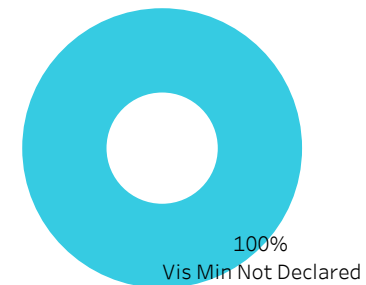
Disability



Gender



Visible Minority





2019-20 Graduate Follow-up Survey Summary of Results (page 2/5) Graduate Employment



[Click on button to RESET Filters](#)

Number of Respondents
22

School: **Nursing** | Program: **Practical Nursing** | Credential: **Diploma** | Admin Campus: **Regina** | Base/CE: **Base** | Indigenous: **All**

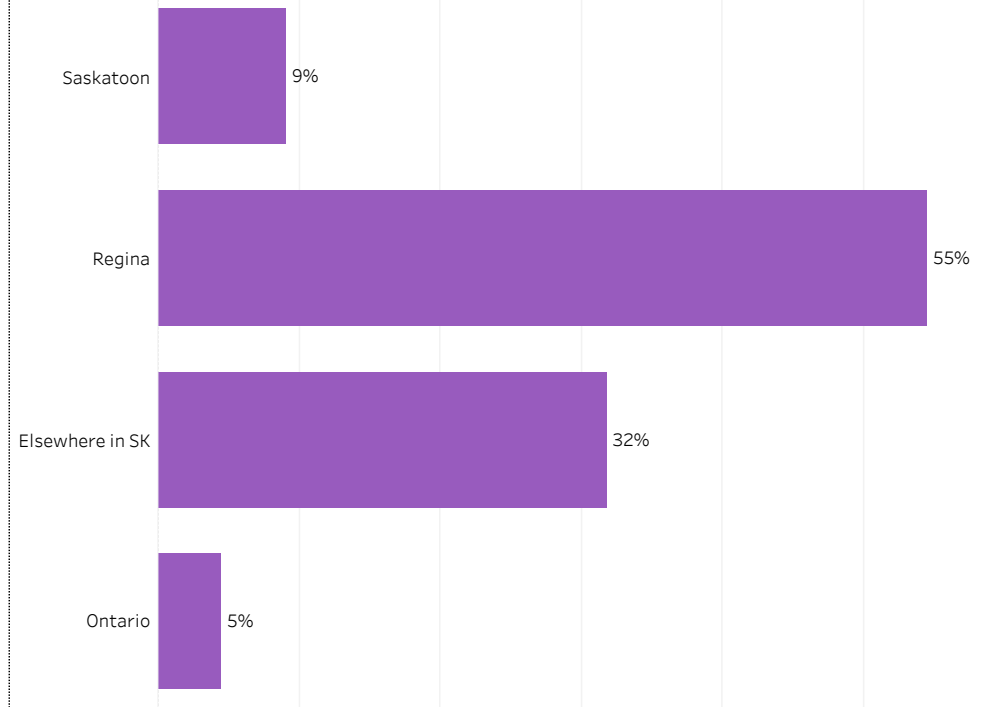
Overall Employment Rate

#Available Workforce	# of Grads Employed	Employment Rate	# of Fulltime Employed Grads	Full-time Employment Rate
22	22	100%	20	91%

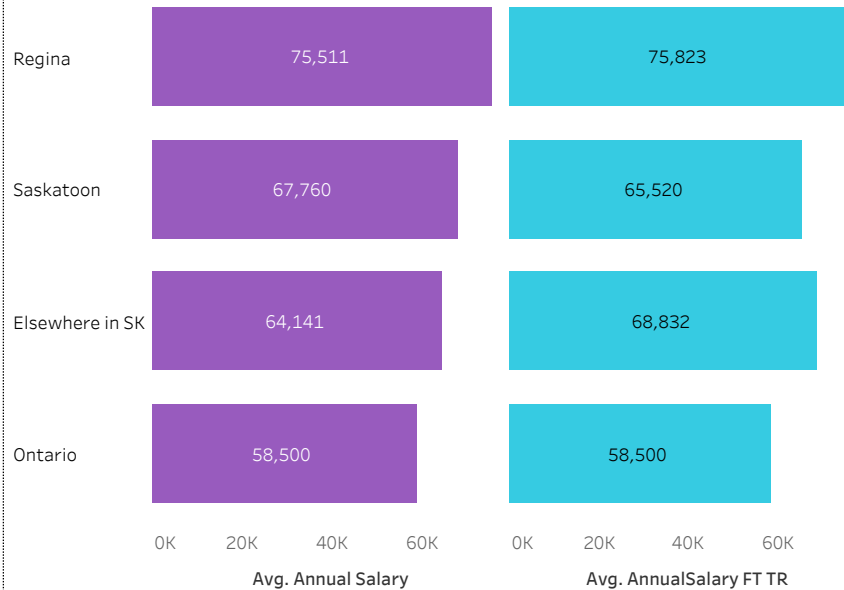
Training Related (TR) Employment

#Available Workforce	# of TR Employed Grads	TR Employment Rate	# of Fulltime TR Employed Grads	Full-time TR Employment Rate
22	20	91%	18	82%

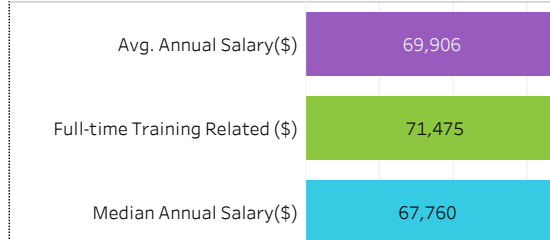
Location of Employment



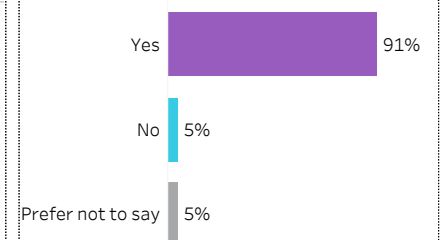
Average Salaries by Location of Employment



Average/Median Salary



Relatedness of Job to Training

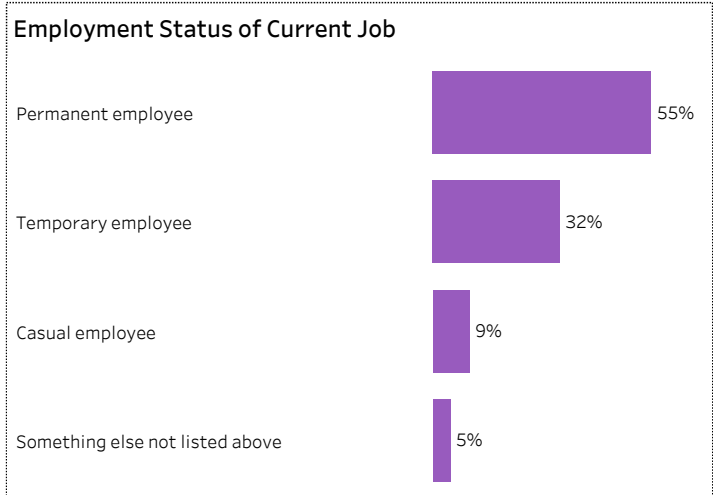
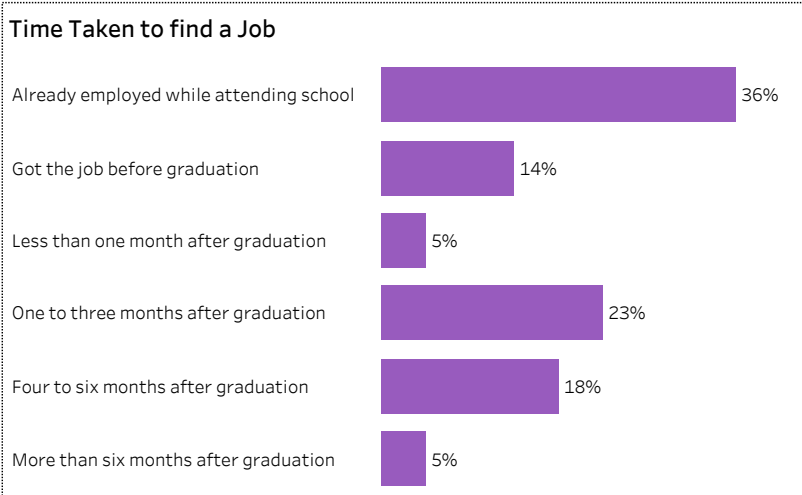
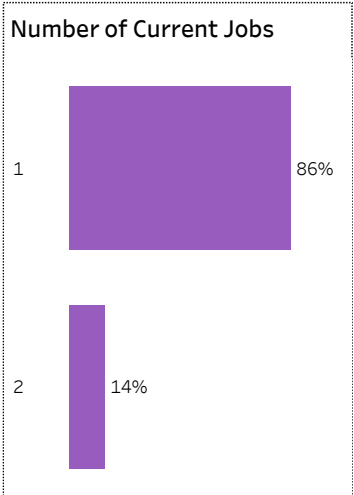

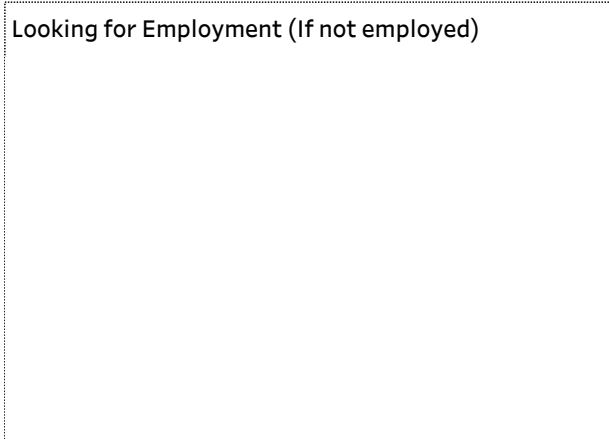
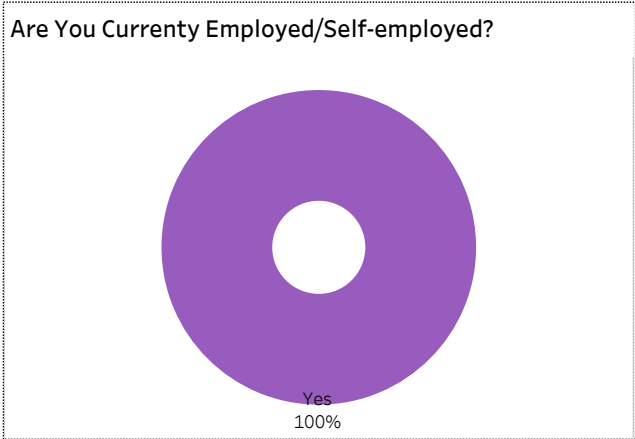




2019-20 Graduate Follow-up Survey Summary of Results (page 3/5) Graduate Employment (continued)



Number of Respondents: **22** | School: **Nursing** | Program: **Practical Nursing** | Credential: **Diploma** | Admin Campus: **Regina** | Base/CE: **Base** | Indigenous: **All**





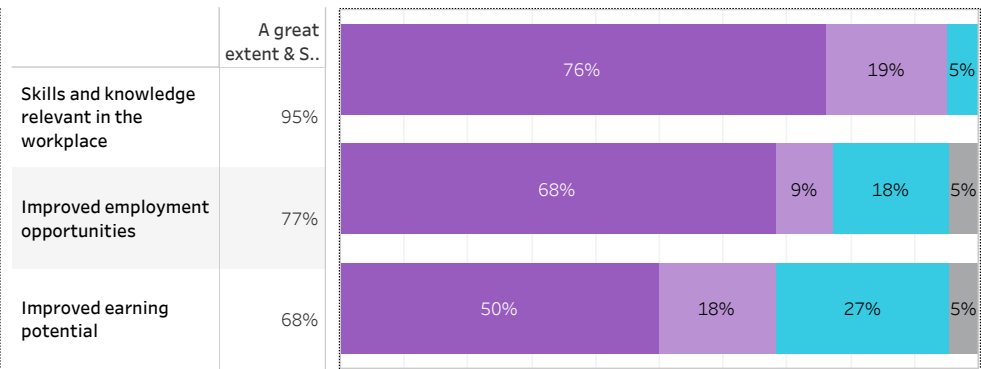
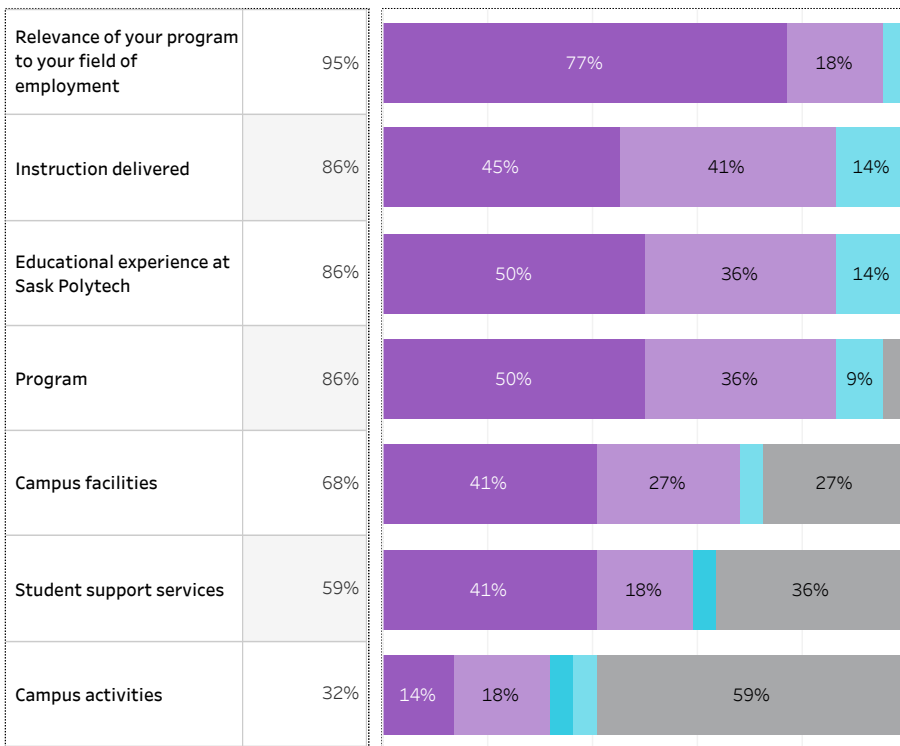
2019-20 Graduate Follow-up Survey Summary of Results (page 4/5) Satisfaction and Program Benefits



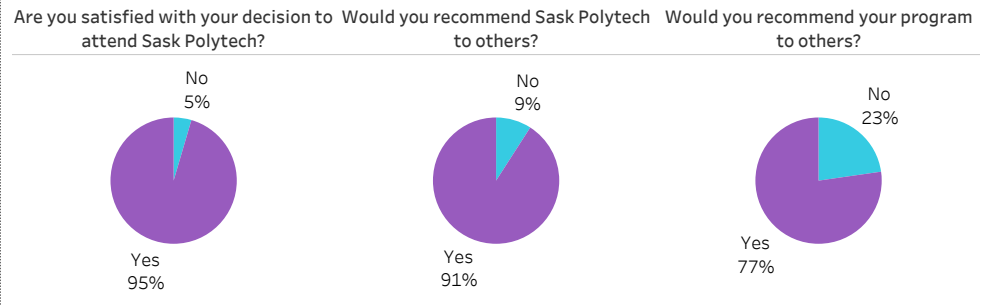
[Click on button to RESET Filters](#)

Number of Respondents 22	School: Nursing Program: Practical Nursing Credential: Diploma Admin Campus: Regina Base/CE: Base Indigenous: All
------------------------------------	---

Level of Satisfaction	Very Satisfied & Somewhat Satisfied	<ul style="list-style-type: none"> Very satisfied Somewhat satisfied Very dissatisfied Somewhat dissatisfied Not sure 	Program Benefits	A Great Extent & Some Extent	<ul style="list-style-type: none"> Not applicable No extent at all Some extent A great extent
------------------------------	-------------------------------------	--	-------------------------	------------------------------	---



Satisfaction with Sask Polytech



Institutional Research and Analysis



2019-20 Graduate Follow-up Survey Summary of Results (page 5/5) Further Post-Secondary Education

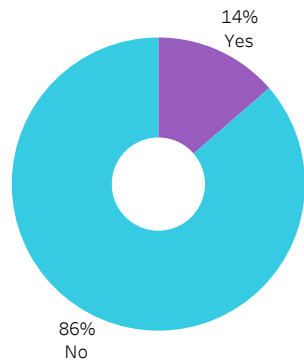


[Click on button to RESET Filters](#)

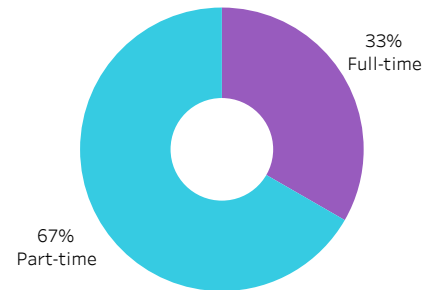
Number of Respondents
22

School: **Nursing** | Program: **Practical Nursing** | Credential: **Diploma** | Admin Campus: **Regina** | Base/CE: **Base** | Indigenous: **All**

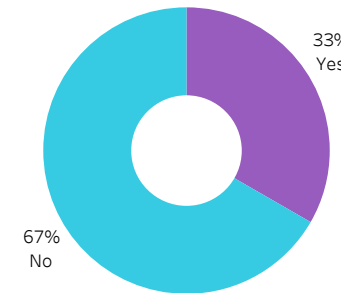
Currently Taking Further PSE




Enrolment Status



Current Program Related to Program Completed at Sask Polytech



Type of Post-Secondary Institution Enroled in



Among the students who pursued further education, 25% indicated the program was not related to the one they completed at Sask Polytech. Common reasons cited by the graduates who were studying in an unrelated field were to be able to change career choice, to have more/better career choices, and difficulty of finding employment in their previous field of study.

Institutional Research and Analysis

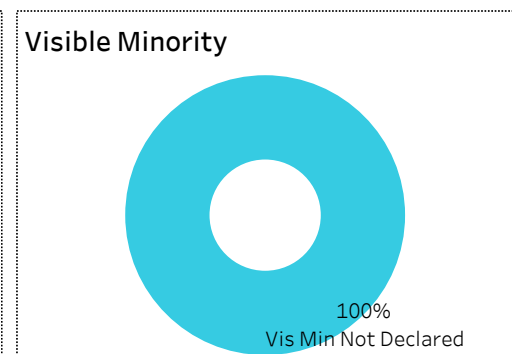
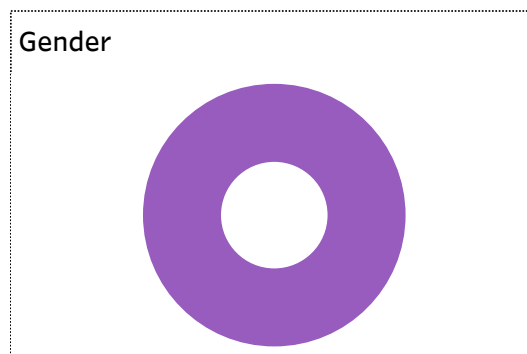
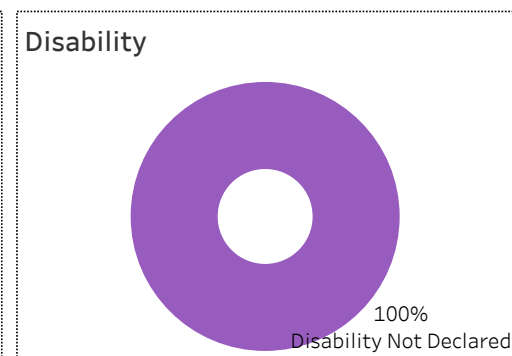

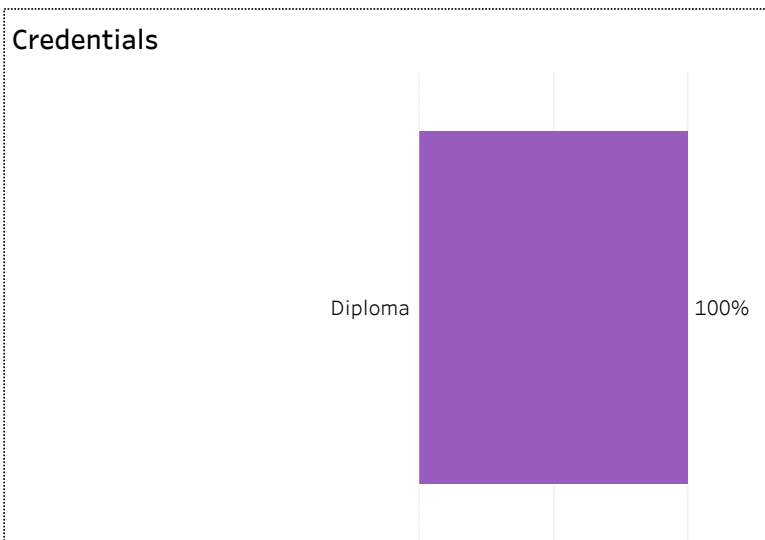
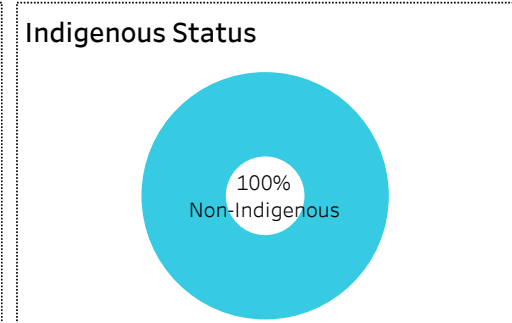
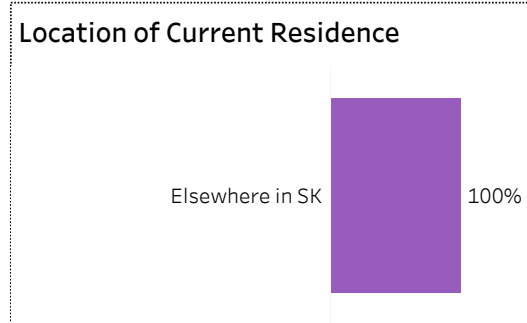


2019-20 Graduate Follow-up Survey Summary of Results (page 1/5) Respondent Profile



[Click on button to RESET Filters](#)

Number of Respondents **1** | School: **Nursing** | Program: **Practical Nursing** | Credential: **Diploma** | Admin Campus: **Regina** | Base/CE: **Con Ed - Sask Polytech Delivered** | Indigenous: **Non-Indigenous**





2019-20 Graduate Follow-up Survey Summary of Results (page 2/5) Graduate Employment



[Click on button to RESET Filters](#)

Number of Respondents
1

School: **Nursing** | Program: **Practical Nursing** | Credential: **Diploma** | Admin Campus: **Regina** | Base/CE: **Con Ed - Sask Polytech Delivered** |
Indigenous: **Non-Indigenous**

Overall Employment Rate

#Available Workforce	# of Grads Employed	Employment Rate	# of Fulltime Employed Grads	Full-time Employment Rate
1	1	100%	1	100%

Training Related (TR) Employment

#Available Workforce	# of TR Employed Grads	TR Employment Rate	# of Fulltime TR Employed Grads	Full -time TR Employment Rate
1	1	100%	1	100%

Average Salaries by Location of Employment

Elsewhere in SK

0
Avg. Annual Salary

0
Avg. AnnualSalary FT TR

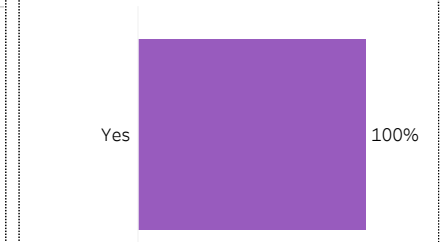
Location of Employment



Average/Median Salary

Avg. Annual Salary(\$)	0
Full-time Training Related (\$)	0
Median Annual Salary(\$)	0

Relatedness of Job to Training





2019-20 Graduate Follow-up Survey

Summary of Results (page 3/5)

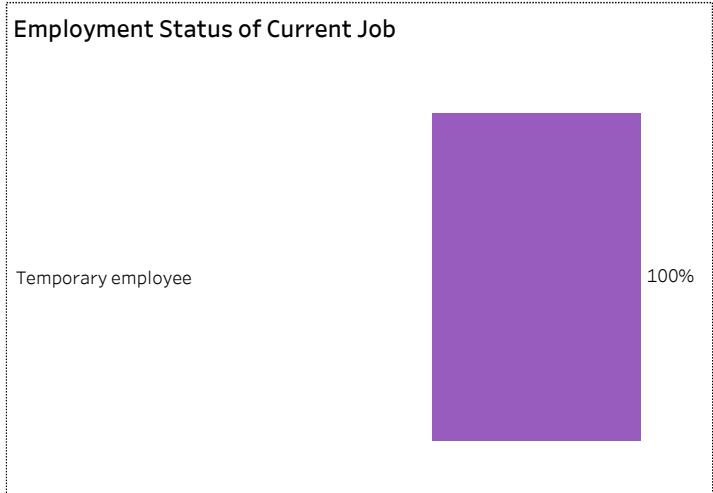
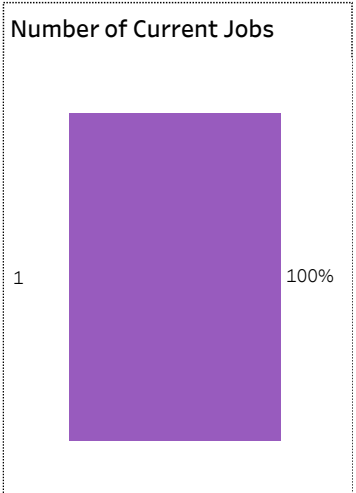

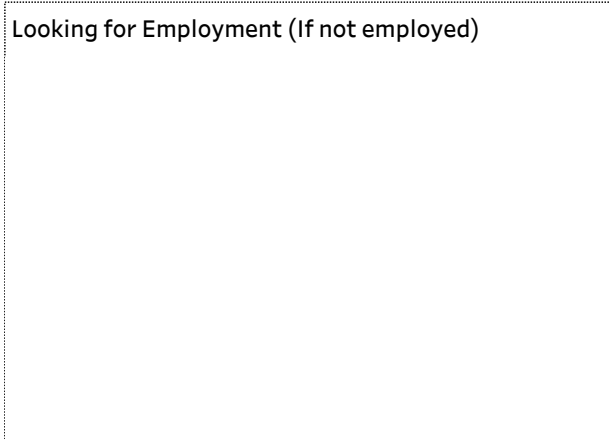
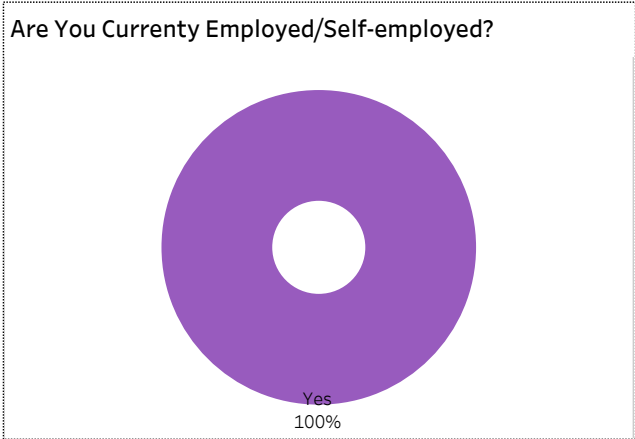
Graduate Employment (continued)



[Click on button to RESET Filters](#)

Number of Respondents: **1**

School: **Nursing** | Program: **Practical Nursing** | Credential: **Diploma** | Admin Campus: **Regina** | Base/CE: **Con Ed - Sask Polytech Delivered** | Indigenous: **Non-Indigenous**





2019-20 Graduate Follow-up Survey Summary of Results (page 4/5) Satisfaction and Program Benefits



Click on button to RESET Filters

Number of Respondents 1	School: Nursing Program: Practical Nursing Credential: Diploma Admin Campus: Regina Base/CE: Con Ed - Sask Polytech Delivered Indigenous: Non-Indigenous
-----------------------------------	--

Level of Satisfaction	Very Satisfied & Somewhat Satisfied	<input type="checkbox"/> Somewhat satisfied <input checked="" type="checkbox"/> Very satisfied	Program Benefits	A Great Extent & Some Extent	<input checked="" type="checkbox"/> Some extent

Campus activities	100%	100%	Improved earning potential Improved employment opportunities Skills and knowledge relevant in the workplace	A great extent & S..	100%
Campus facilities	100%	100%		100%	100%
Instruction delivered	100%	100%		100%	100%
Educational experience at Sask Polytech	100%	100%		100%	100%

Program	100%	100%	Satisfaction with Sask Polytech Are you satisfied with your decision to attend Sask Polytech? Would you recommend Sask Polytech to others? Would you recommend your program to others?		
Relevance of your program to your field of employment	100%	100%	 Yes 100%	 Yes 100%	 Yes 100%
Student support services	100%	100%			

Institutional Research and Analysis




2019-20 Graduate Follow-up Survey Summary of Results (page 5/5) Further Post-Secondary Education



[Click on button to RESET Filters](#)

Number of Respondents 1	School: Nursing Program: Practical Nursing Credential: Diploma Admin Campus: Regina Base/CE: Con Ed - Sask Polytech Delivered Indigenous: Non-Indigenous
-----------------------------------	--

Currently Taking Further PSE 	Enrolment Status	Current Program Related to Program Completed at Sask Polytech
---	------------------	---

Type of Post-Secondary Institution Enroled in

Among the students who pursued further education, 25% indicated the program was not related to the one they completed at Sask Polytech. Common reasons cited by the graduates who were studying in an unrelated field were to be able to change career choice, to have more/better career choices, and difficulty of finding employment in their previous field of study.

Institutional Research and Analysis



2019-20 Graduate Follow-up Survey Summary of Results (page 1/5) Respondent Profile

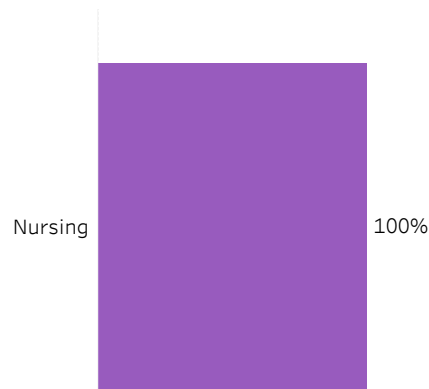


[Click on button to RESET Filters](#)

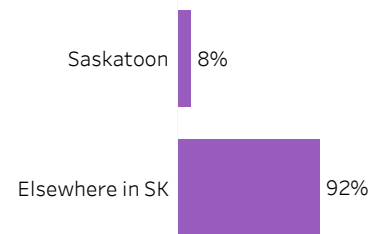
Number of Respondents
12

School: **Nursing** | Program: **Practical Nursing** | Credential: **Diploma** | Admin Campus: **Regina** | Base/CE: **Con Ed - Brokered** | Indigenous: **All**

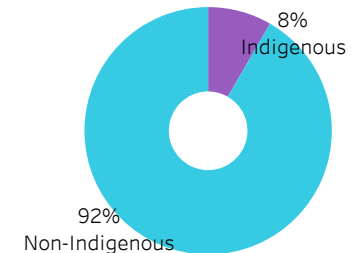
School



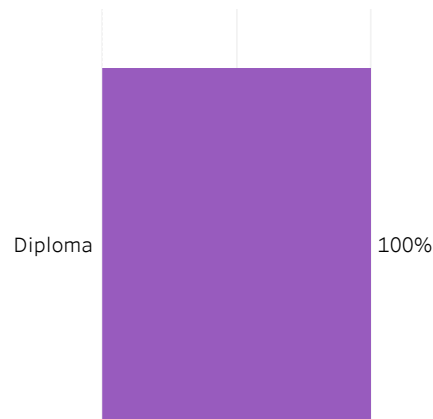
Location of Current Residence



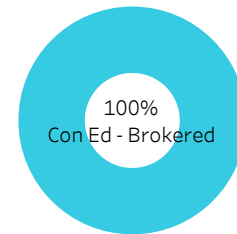
Indigenous Status



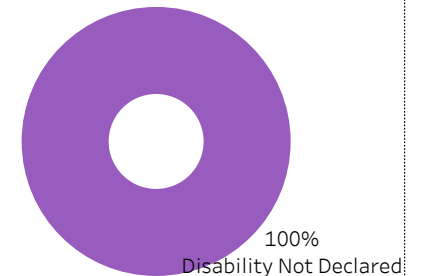
Credentials



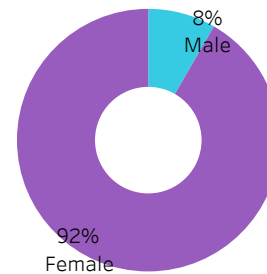
Base/CE



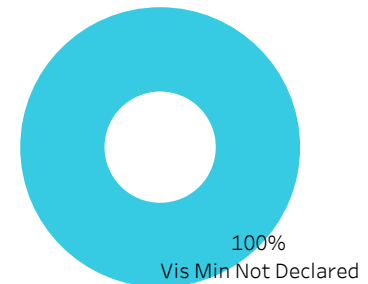
Disability



Gender



Visible Minority





2019-20 Graduate Follow-up Survey Summary of Results (page 2/5) Graduate Employment



[Click on button to RESET Filters](#)

Number of Respondents
12

School: **Nursing** | Program: **Practical Nursing** | Credential: **Diploma** | Admin Campus: **Regina** | Base/CE: **Con Ed - Brokered** | Indigenous: **All**

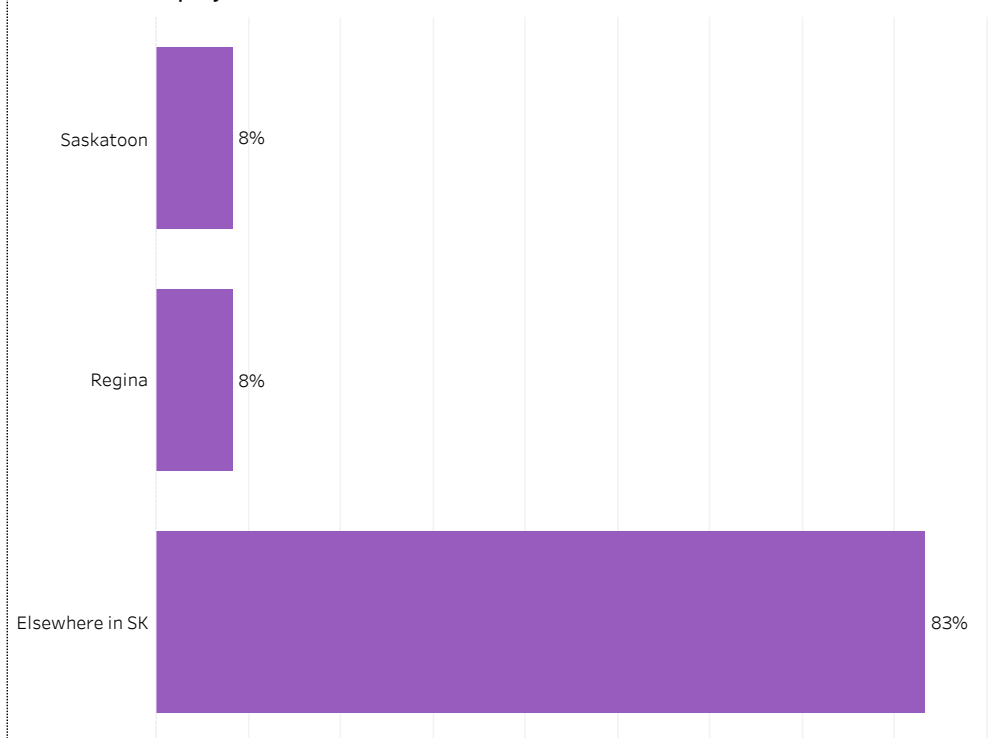
Overall Employment Rate

#Available Workforce	# of Grads Employed	Employment Rate	# of Fulltime Employed Grads	Full-time Employment Rate
12	12	100%	11	92%

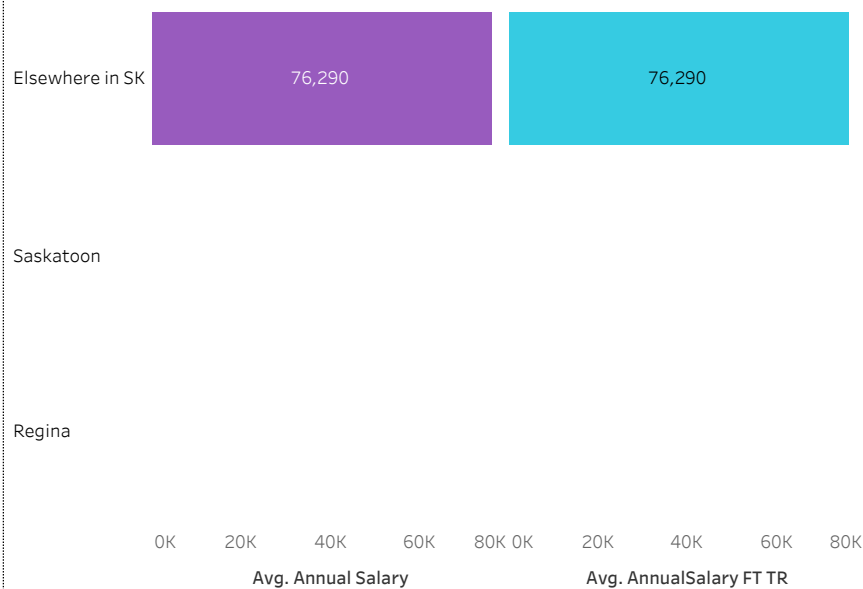
Training Related (TR) Employment

#Available Workforce	# of TR Employed Grads	TR Employment Rate	# of Fulltime TR Employed Grads	Full-time TR Employment Rate
12	12	100%	11	92%

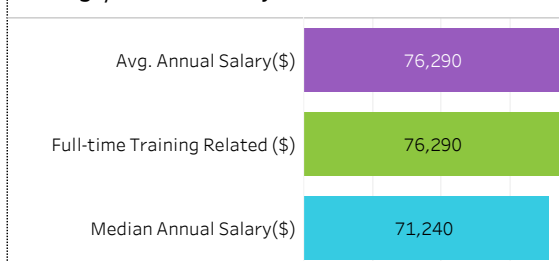
Location of Employment



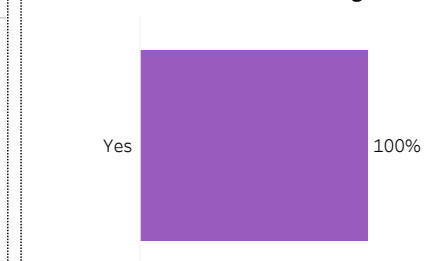
Average Salaries by Location of Employment



Average/Median Salary



Relatedness of Job to Training



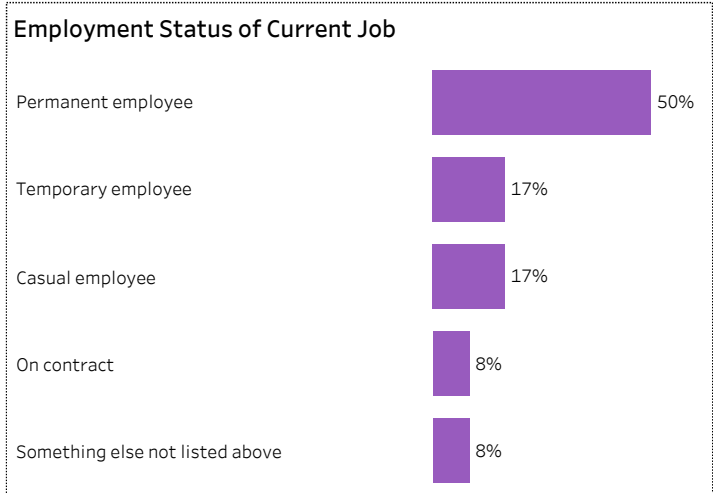
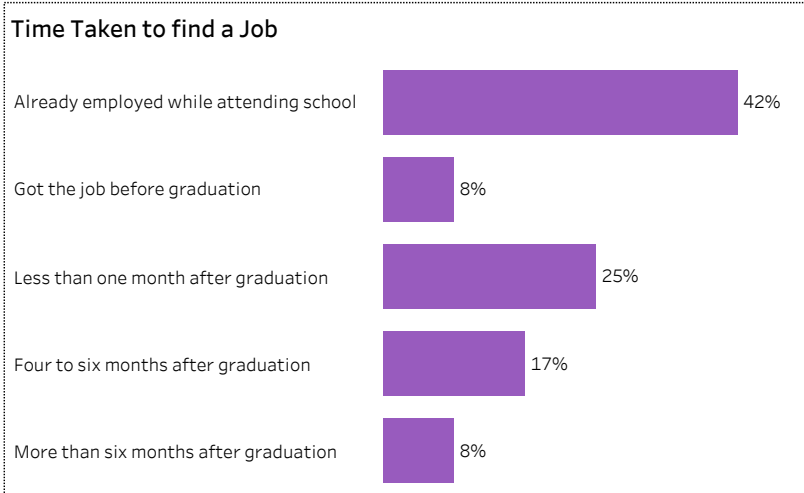
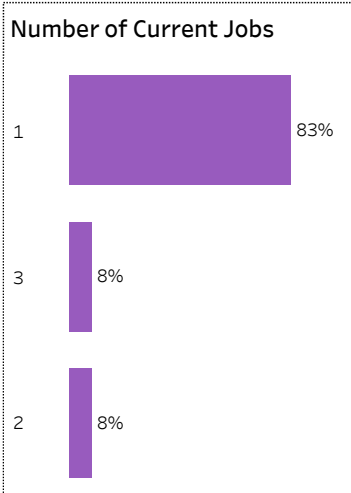

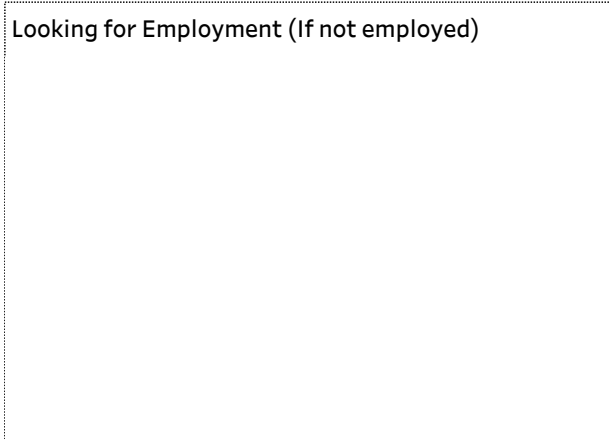
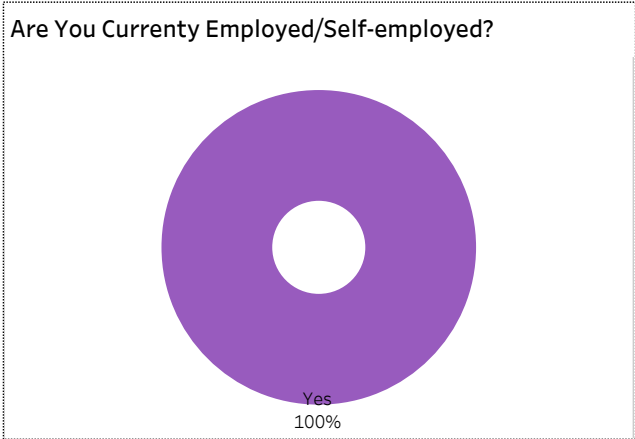


2019-20 Graduate Follow-up Survey Summary of Results (page 3/5) Graduate Employment (continued)



[Click on button to RESET Filters](#)

Number of Respondents: **12** | School: **Nursing** | Program: **Practical Nursing** | Credential: **Diploma** | Admin Campus: **Regina** | Base/CE: **Con Ed - Brokered** | Indigenous: **All**





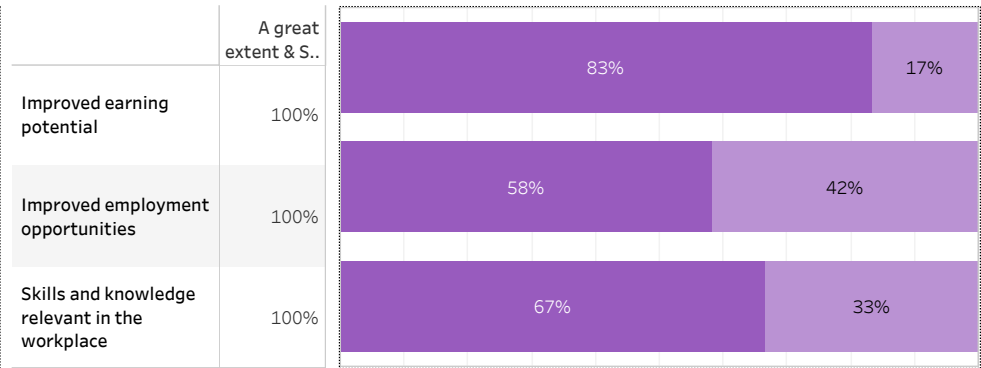
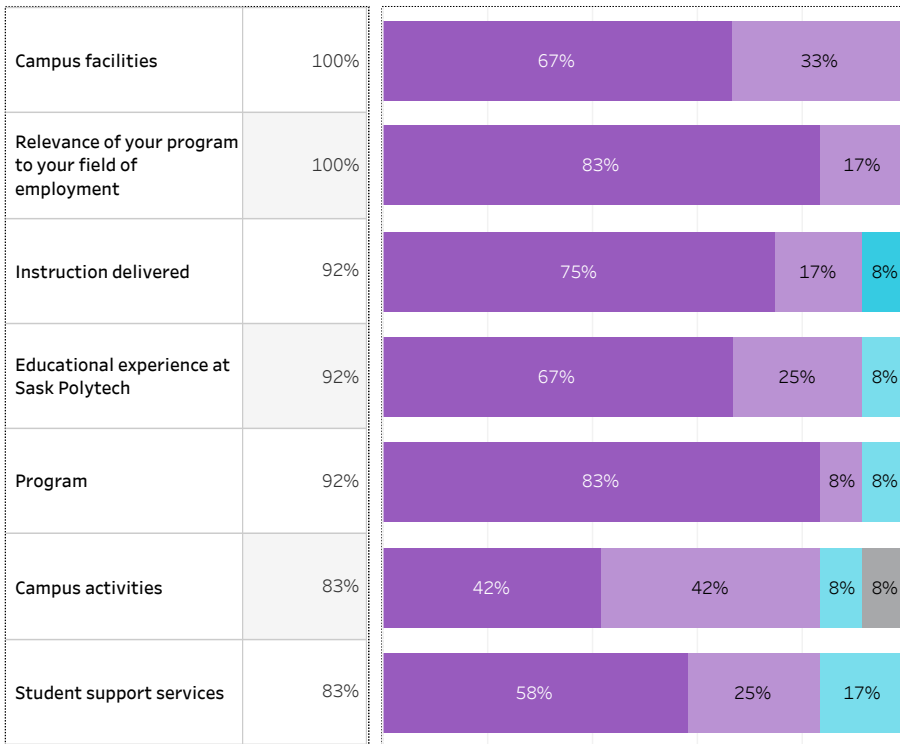
2019-20 Graduate Follow-up Survey Summary of Results (page 4/5) Satisfaction and Program Benefits



Click on button to RESET Filters

Number of Respondents **12** | School: **Nursing** | Program: **Practical Nursing** | Credential: **Diploma** | Admin Campus: **Regina** | Base/CE: **Con Ed - Brokered** |
Indigenous: **All**

Level of Satisfaction	Very Satisfied & Somewhat Satisfied	<ul style="list-style-type: none"> Very satisfied Somewhat satisfied Very dissatisfied Somewhat dissatisfied Not sure 	Program Benefits	A Great Extent & Some Extent	<ul style="list-style-type: none"> Some extent A great extent
-----------------------	-------------------------------------	--	------------------	------------------------------	---



Satisfaction with Sask Polytech

Are you satisfied with your decision to attend Sask Polytech? | Would you recommend Sask Polytech to others? | Would you recommend your program to others?



Institutional Research and Analysis




2019-20 Graduate Follow-up Survey Summary of Results (page 5/5) Further Post-Secondary Education



[Click on button to RESET Filters](#)

Number of Respondents 12	School: Nursing Program: Practical Nursing Credential: Diploma Admin Campus: Regina Base/CE: Con Ed - Brokered Indigenous: All
------------------------------------	---

Currently Taking Further PSE  <p>100% No</p>	Enrolment Status	Current Program Related to Program Completed at Sask Polytech
---	-------------------------	--

Type of Post-Secondary Institution Enroled in
--

Among the students who pursued further education, 25% indicated the program was not related to the one they completed at Sask Polytech. Common reasons cited by the graduates who were studying in an unrelated field were to be able to change career choice, to have more/better career choices, and difficulty of finding employment in their previous field of study.

Institutional Research and Analysis

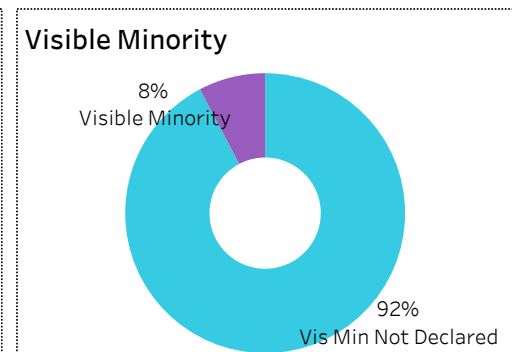
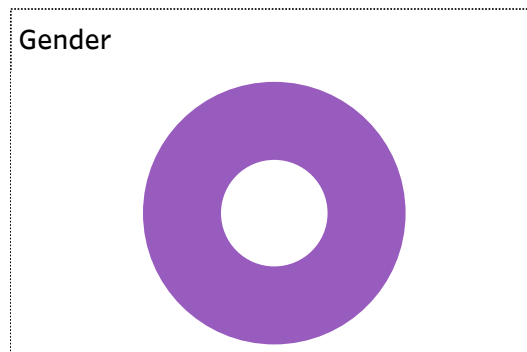
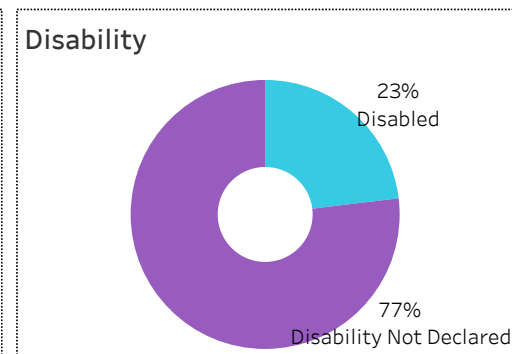
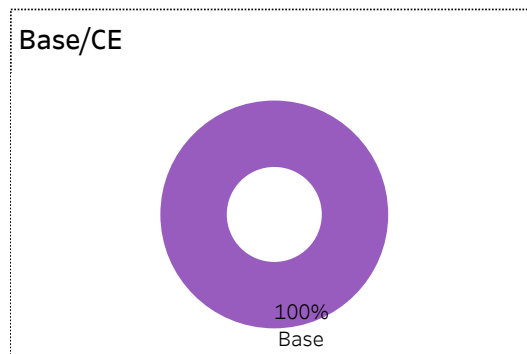
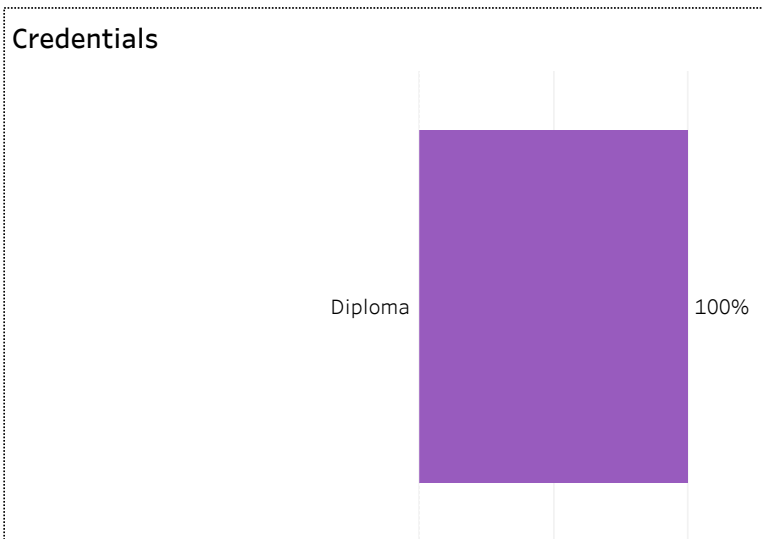
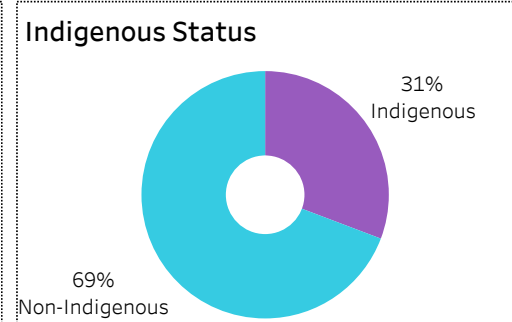
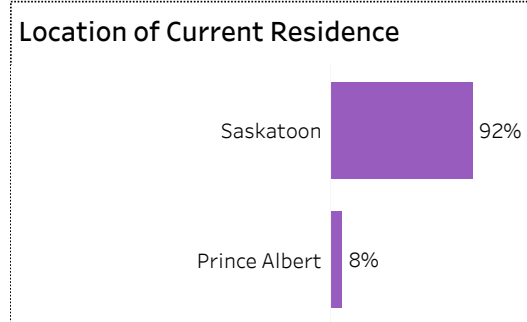
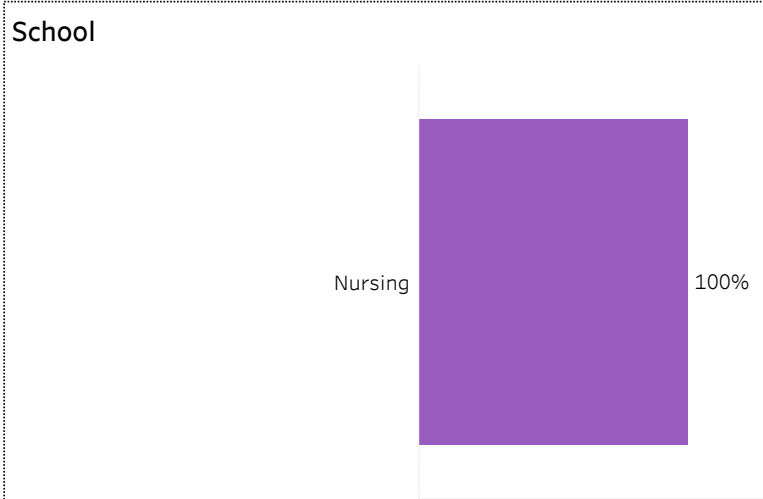


2019-20 Graduate Follow-up Survey Summary of Results (page 1/5) Respondent Profile



[Click on button to RESET Filters](#)

Number of Respondents: **13**
School: **Nursing** | Program: **Practical Nursing** | Credential: **Diploma** | Admin Campus: **Saskatoon** | Base/CE: **Base** |
Indigenous: **All**





2019-20 Graduate Follow-up Survey Summary of Results (page 2/5) Graduate Employment



[Click on button to RESET Filters](#)

Number of Respondents
13

School: **Nursing** | Program: **Practical Nursing** | Credential: **Diploma** | Admin Campus: **Saskatoon** | Base/CE: **Base** | Indigenous: **All**

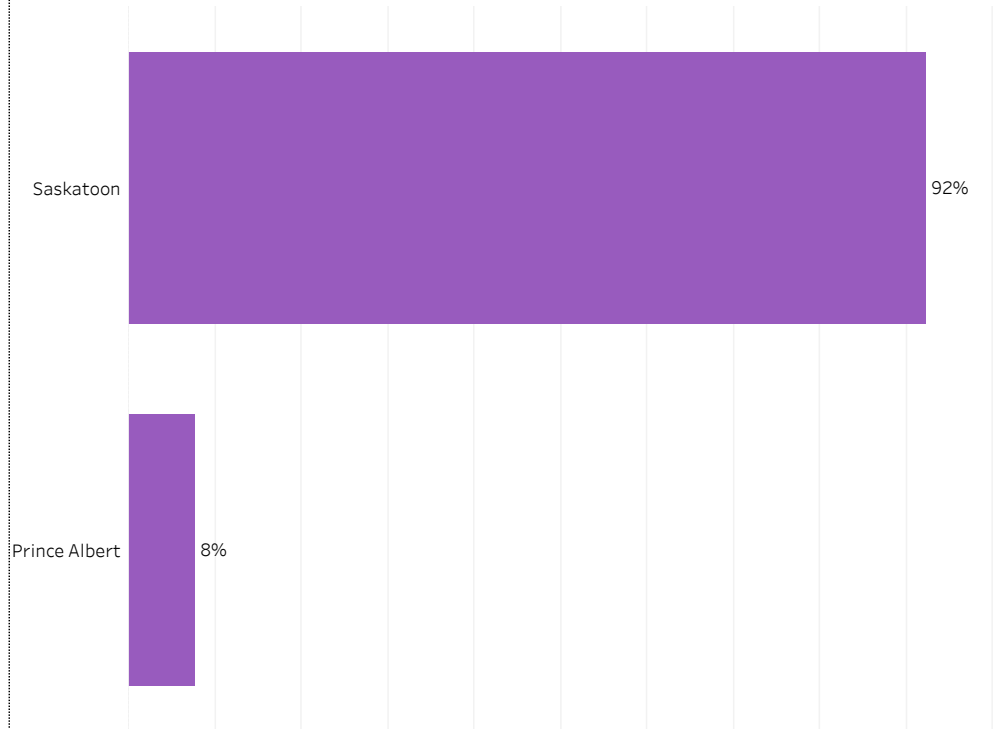
Overall Employment Rate

#Available Workforce	# of Grads Employed	Employment Rate	# of Fulltime Employed Grads	Full-time Employment Rate
13	13	100%	12	92%

Training Related (TR) Employment

#Available Workforce	# of TR Employed Grads	TR Employment Rate	# of Fulltime TR Employed Grads	Full -time TR Employment Rate
13	13	100%	12	92%


Location of Employment



Average Salaries by Location of Employment



Average/Median Salary



Relatedness of Job to Training



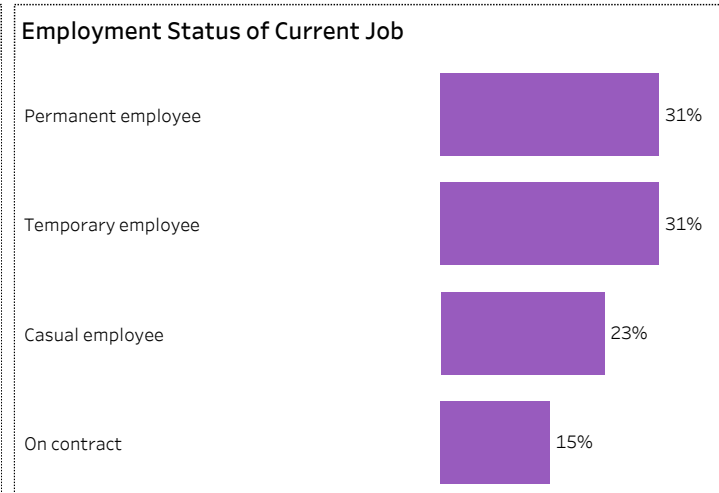
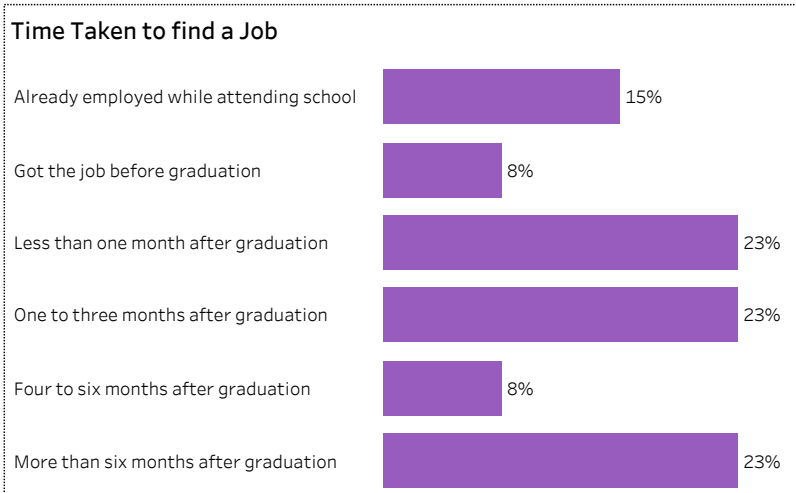
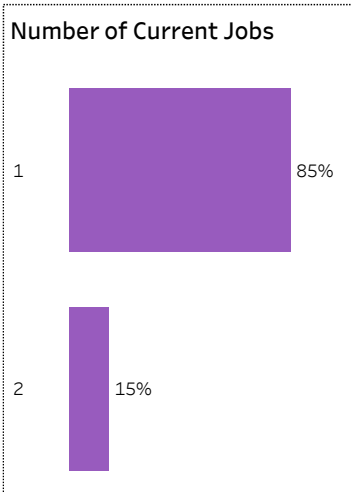
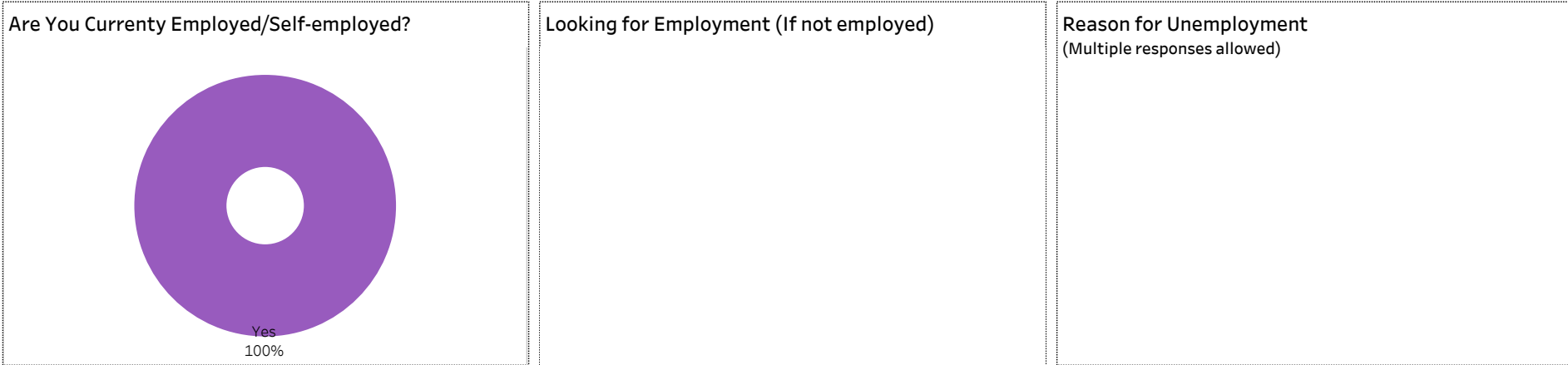


2019-20 Graduate Follow-up Survey Summary of Results (page 3/5) Graduate Employment (continued)



[Click on button to RESET Filters](#)

Number of Respondents **13** | School: **Nursing** | Program: **Practical Nursing** | Credential: **Diploma** | Admin Campus: **Saskatoon** | Base/CE: **Base** | Indigenous: **All**





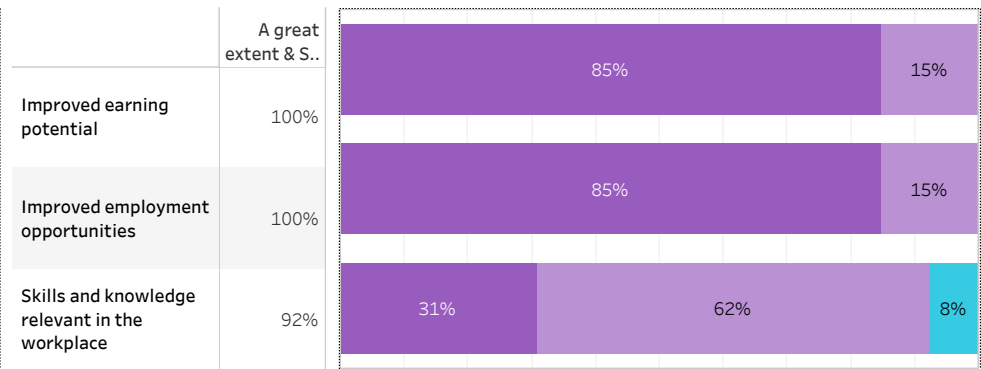
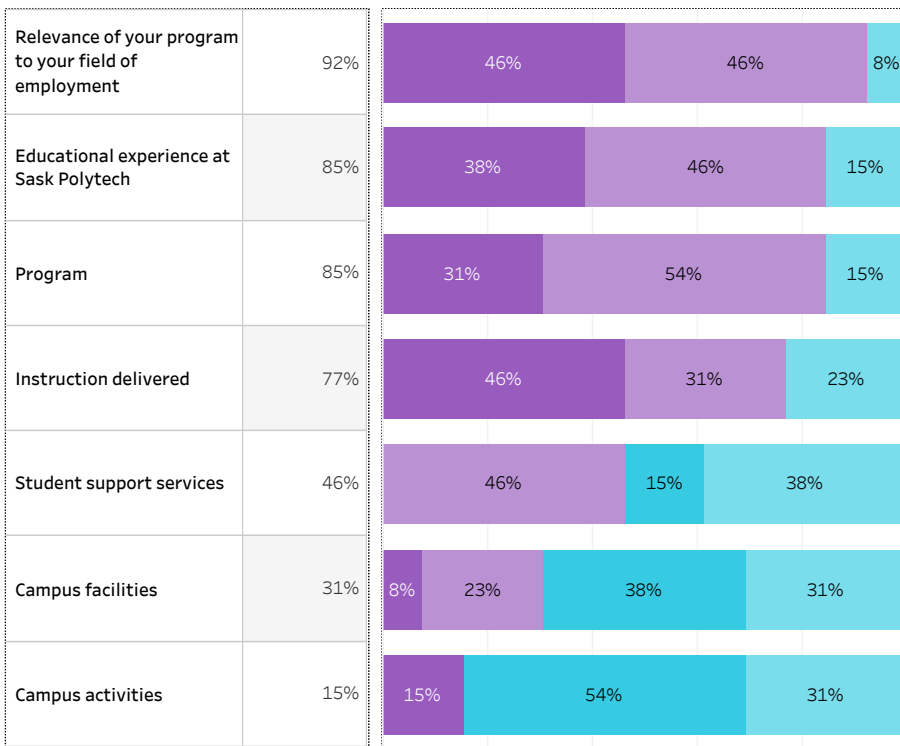
2019-20 Graduate Follow-up Survey Summary of Results (page 4/5) Satisfaction and Program Benefits



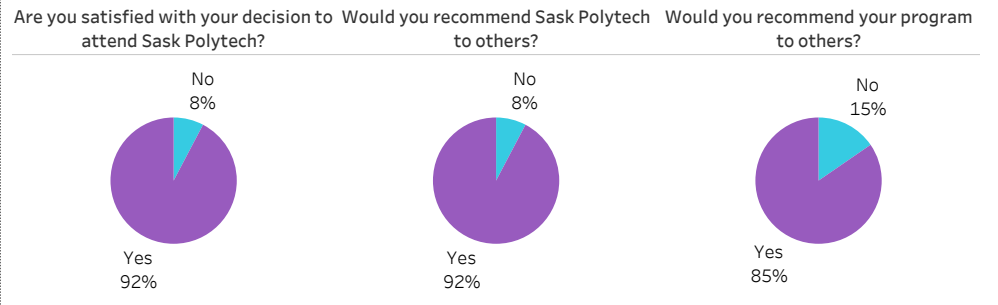
Click on button to RESET Filters

Number of Respondents 13	School: Nursing Program: Practical Nursing Credential: Diploma Admin Campus: Saskatoon Base/CE: Base Indigenous: All
------------------------------------	--

Level of Satisfaction	Very Satisfied & Somewhat Satisfied	<ul style="list-style-type: none"> Very satisfied Somewhat satisfied Very dissatisfied Somewhat dissatisfied 	Program Benefits	A Great Extent & Some Extent	<ul style="list-style-type: none"> No extent at all Some extent A great extent
------------------------------	-------------------------------------	--	-------------------------	------------------------------	---



Satisfaction with Sask Polytech



Institutional Research and Analysis




2019-20 Graduate Follow-up Survey Summary of Results (page 5/5) Further Post-Secondary Education



[Click on button to RESET Filters](#)

Number of Respondents 13	School: Nursing Program: Practical Nursing Credential: Diploma Admin Campus: Saskatoon Base/CE: Base Indigenous: All
------------------------------------	--

Currently Taking Further PSE 	Enrolment Status	Current Program Related to Program Completed at Sask Polytech
---	------------------	---

Type of Post-Secondary Institution Enroled in

Among the students who pursued further education, 25% indicated the program was not related to the one they completed at Sask Polytech. Common reasons cited by the graduates who were studying in an unrelated field were to be able to change career choice, to have more/better career choices, and difficulty of finding employment in their previous field of study.

Institutional Research and Analysis



2019-20 Graduate Follow-up Survey Summary of Results (page 1/5) Respondent Profile

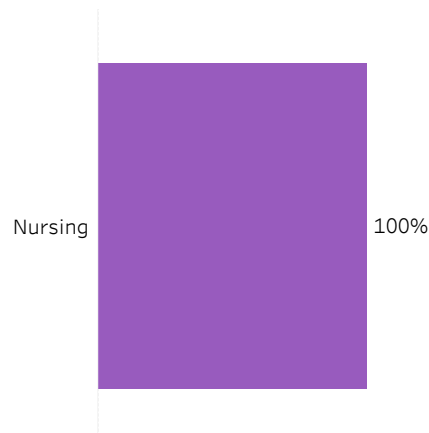


[Click on button to RESET Filters](#)

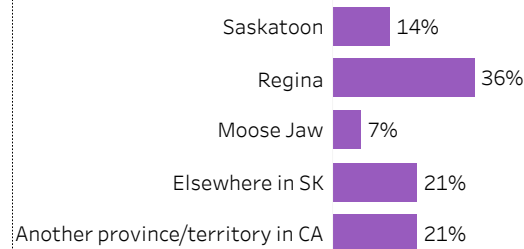
Number of Respondents
14

School: **Nursing** | Program: **Psychiatric Nursing** | Credential: **Diploma** | Admin Campus: **Regina** | Base/CE: **Base** |
Indigenous: **Non-Indigenous**

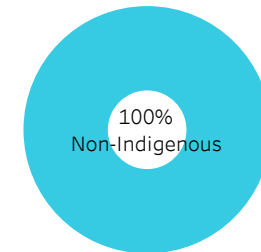
School



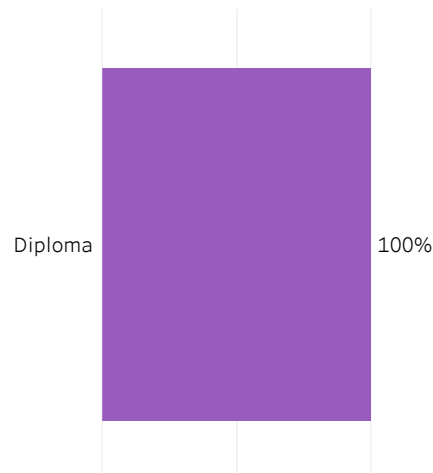
Location of Current Residence



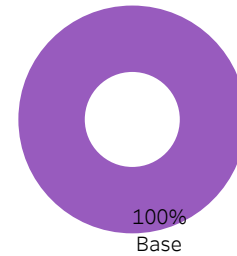
Indigenous Status



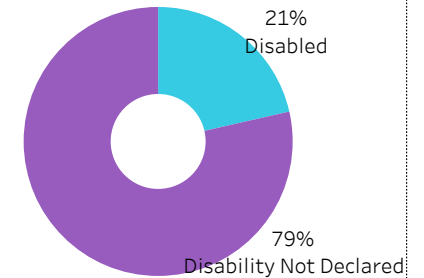
Credentials



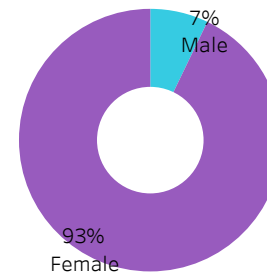
Base/CE



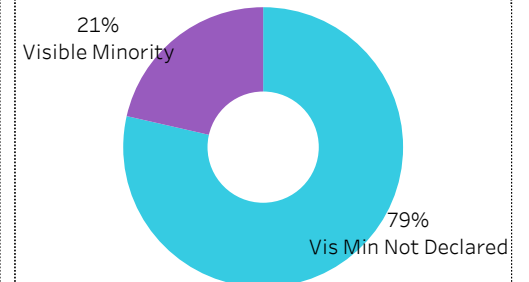
Disability



Gender



Visible Minority





2019-20 Graduate Follow-up Survey Summary of Results (page 2/5) Graduate Employment



[Click on button to RESET Filters](#)

Number of Respondents
14

School: **Nursing** | Program: **Psychiatric Nursing** | Credential: **Diploma** | Admin Campus: **Regina** | Base/CE: **Base** | Indigenous: **Non-Indigenous**

Overall Employment Rate

#Available Workforce	# of Grads Employed	Employment Rate	# of Fulltime Employed Grads	Full-time Employment Rate
13	13	100%	12	92%

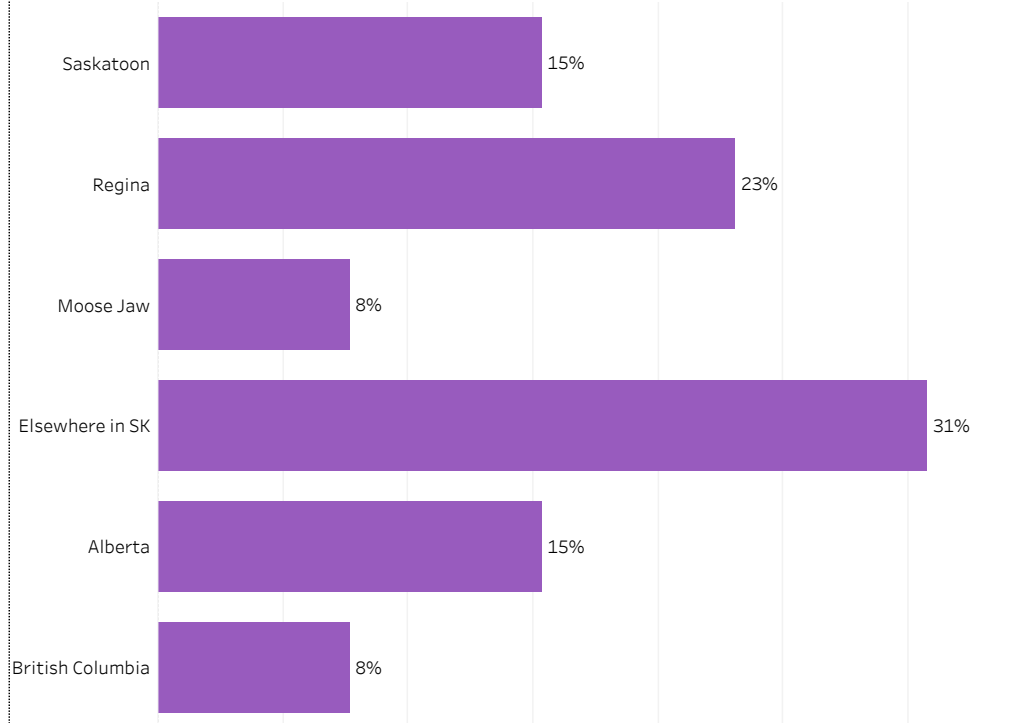
Training Related (TR) Employment

#Available Workforce	# of TR Employed Grads	TR Employment Rate	# of Fulltime TR Employed Grads	Full-time TR Employment Rate
13	13	100%	12	92%


Average Salaries by Location of Employment



Location of Employment



Average/Median Salary



Relatedness of Job to Training





2019-20 Graduate Follow-up Survey

Summary of Results (page 3/5)

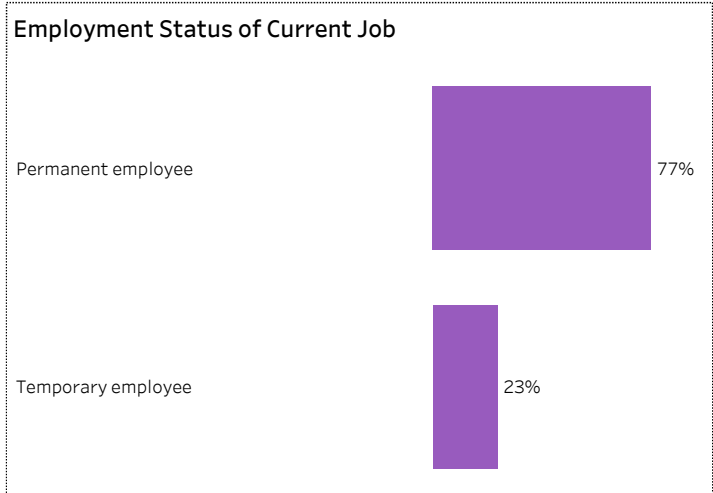
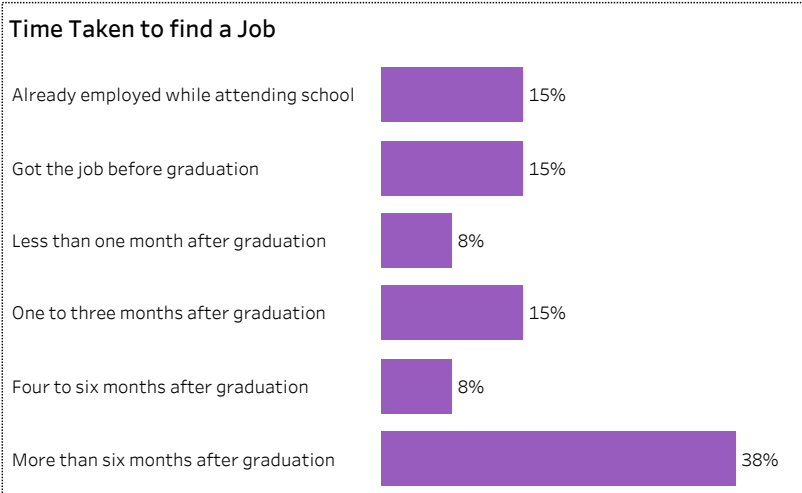
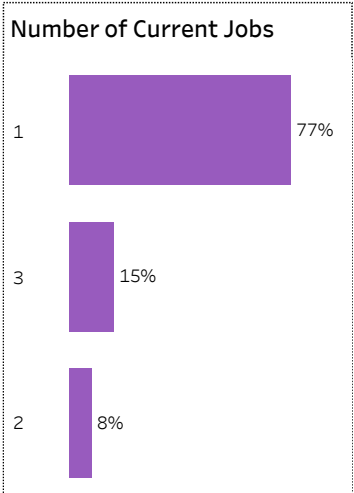
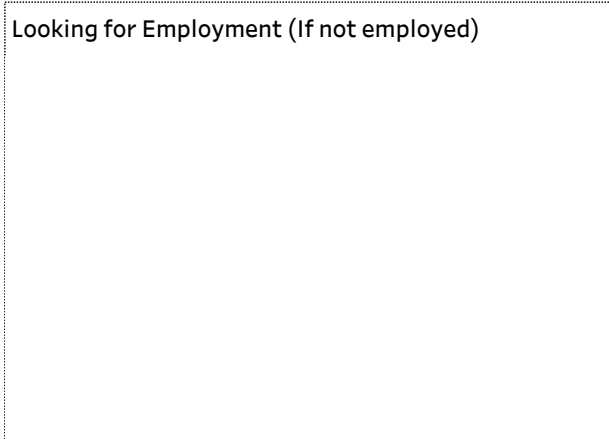
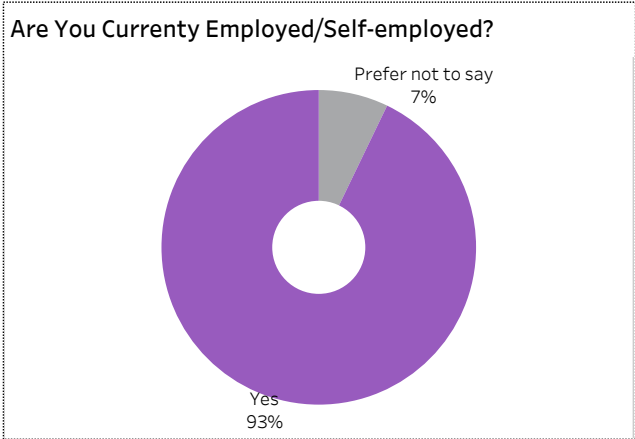
Graduate Employment (continued)



[Click on button to RESET Filters](#)

Number of Respondents: **14**

School: **Nursing** | Program: **Psychiatric Nursing** | Credential: **Diploma** | Admin Campus: **Regina** | Base/CE: **Base** | Indigenous: **Non-Indigenous**





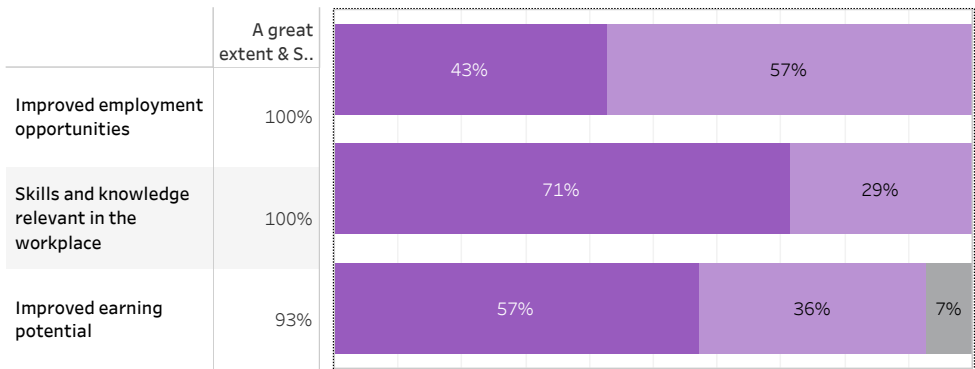
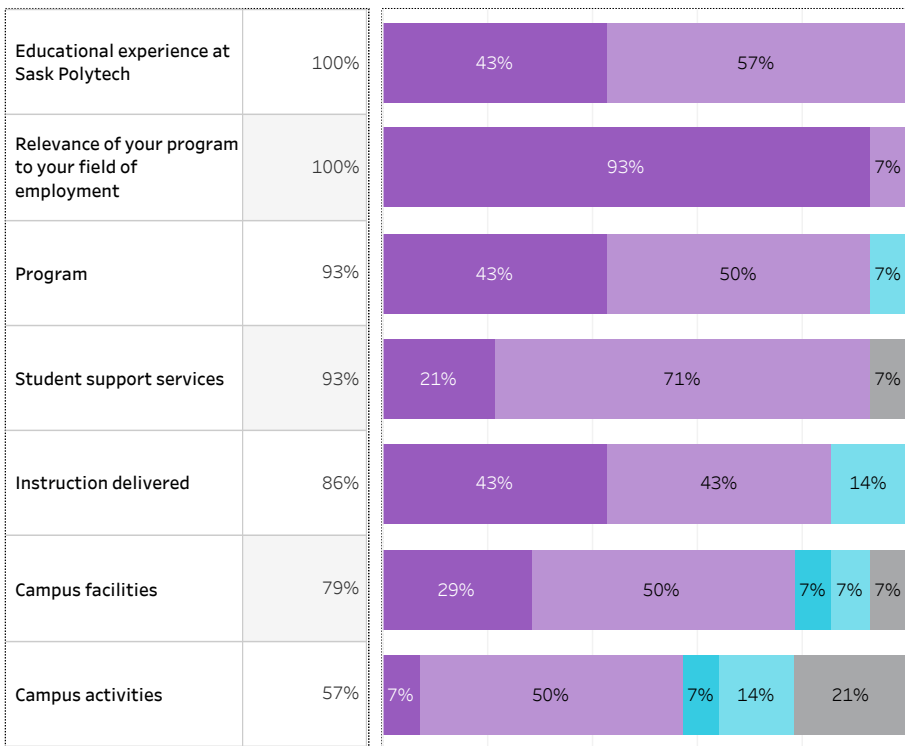
2019-20 Graduate Follow-up Survey Summary of Results (page 4/5) Satisfaction and Program Benefits



Click on button to RESET Filters

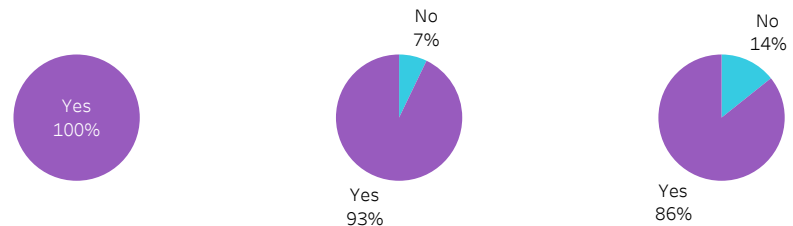
Number of Respondents 14	School: Nursing Program: Psychiatric Nursing Credential: Diploma Admin Campus: Regina Base/CE: Base Indigenous: Non-Indigenous
------------------------------------	--

Level of Satisfaction	Very Satisfied & Somewhat Satisfied	<ul style="list-style-type: none"> Very satisfied Somewhat satisfied Very dissatisfied Somewhat dissatisfied Not sure 	Program Benefits	A Great Extent & Some Extent	<ul style="list-style-type: none"> Not sure Some extent A great extent
------------------------------	-------------------------------------	--	-------------------------	------------------------------	---



Satisfaction with Sask Polytech

Are you satisfied with your decision to attend Sask Polytech? Would you recommend Sask Polytech to others? Would you recommend your program to others?



Institutional Research and Analysis

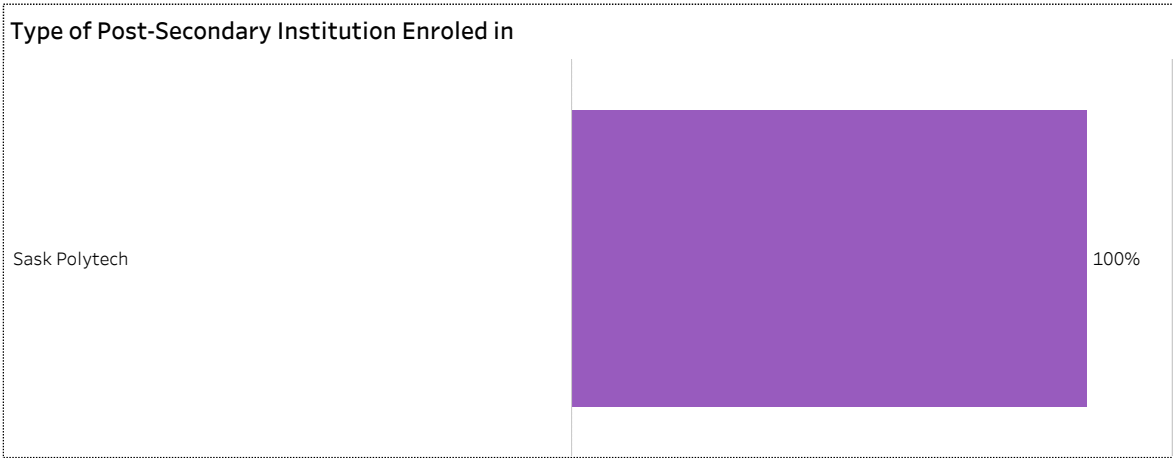
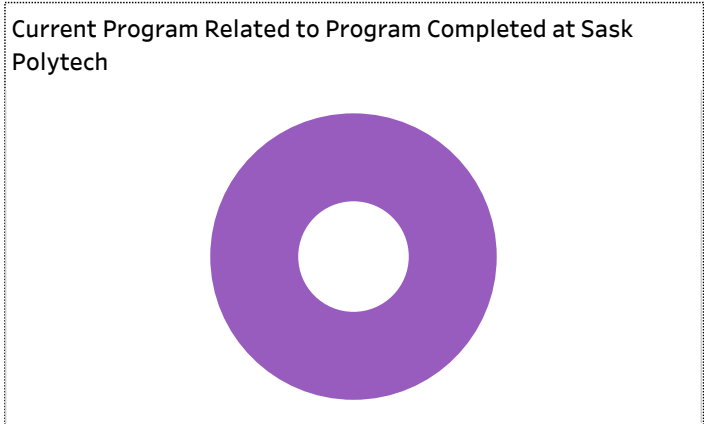
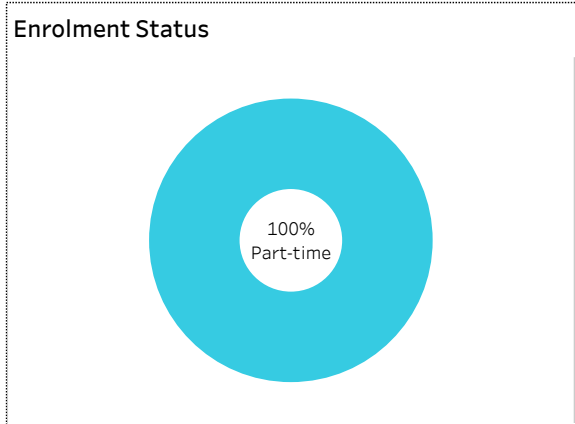
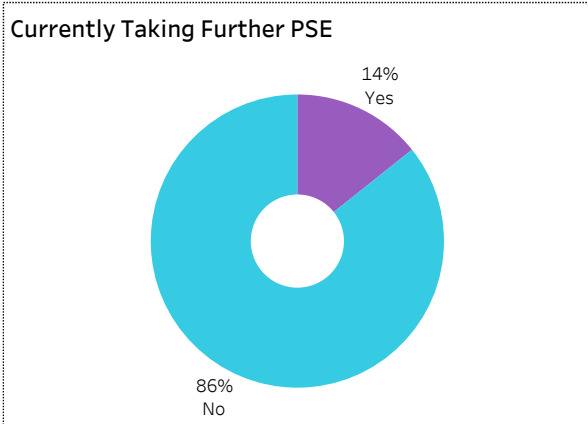


2019-20 Graduate Follow-up Survey Summary of Results (page 5/5) Further Post-Secondary Education



[Click on button to RESET Filters](#)

Number of Respondents **14** | School: **Nursing** | Program: **Psychiatric Nursing** | Credential: **Diploma** | Admin Campus: **Regina** | Base/CE: **Base** | Indigenous: **Non-Indigenous**



Among the students who pursued further education, 25% indicated the program was not related to the one they completed at Sask Polytech. Common reasons cited by the graduates who were studying in an unrelated field were to be able to change career choice, to have more/better career choices, and difficulty of finding employment in their previous field of study.

Institutional Research and Analysis



School of Transportation



2019-20 Graduate Follow-up Survey Summary of Results (page 1/5) Respondent Profile

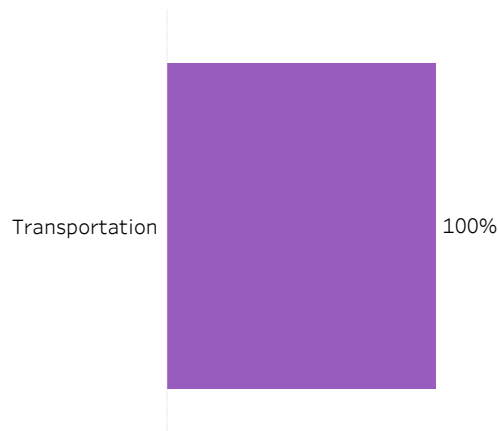


[Click on button to RESET Filters](#)

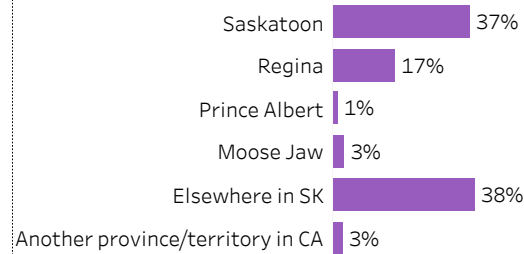
Number of Respondents
146

School: **Transportation** | Program: **All** | Credential: **All** | Admin Campus: **All** | Base/CE: **All** | Indigenous: **All**

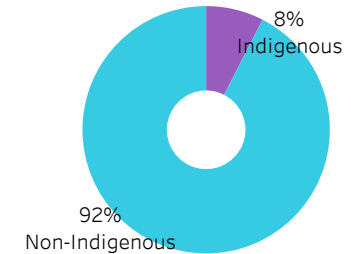
School



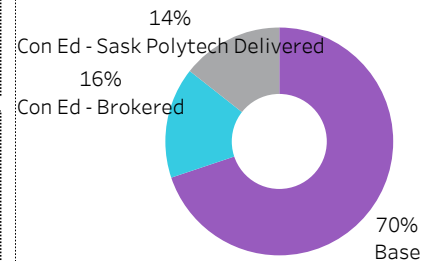
Location of Current Residence



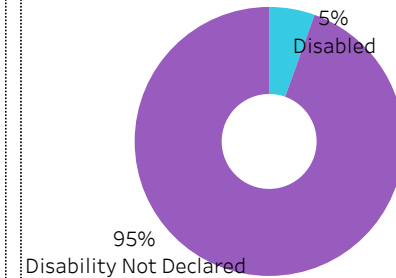
Indigenous Status



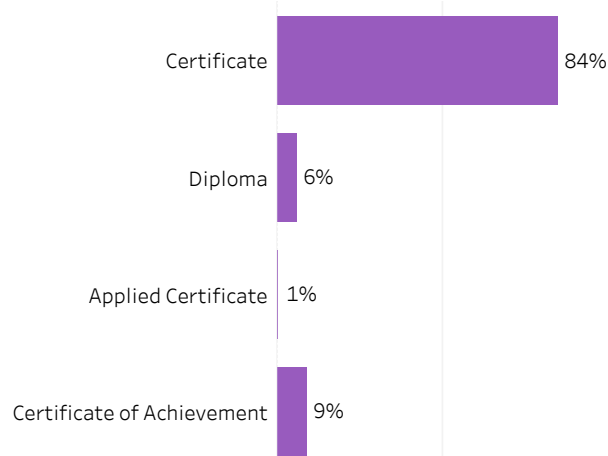
Base/CE



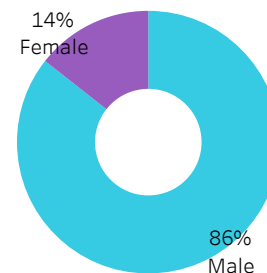
Disability



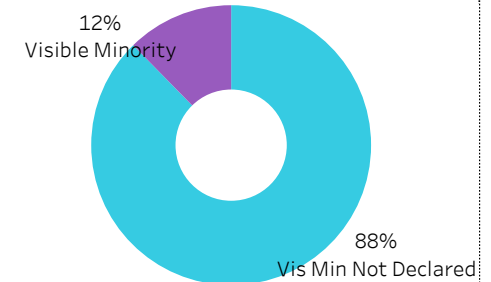
Credentials



Gender



Visible Minority



Institutional Research and Analysis



2019-20 Graduate Follow-up Survey Summary of Results (page 2/5) Graduate Employment



[Click on button to RESET Filters](#)

Number of Respondents
146

School: **Transportation** | Program: **All** | Credential: **All** | Admin Campus: **All** | Base/CE: **All** | Indigenous: **All**

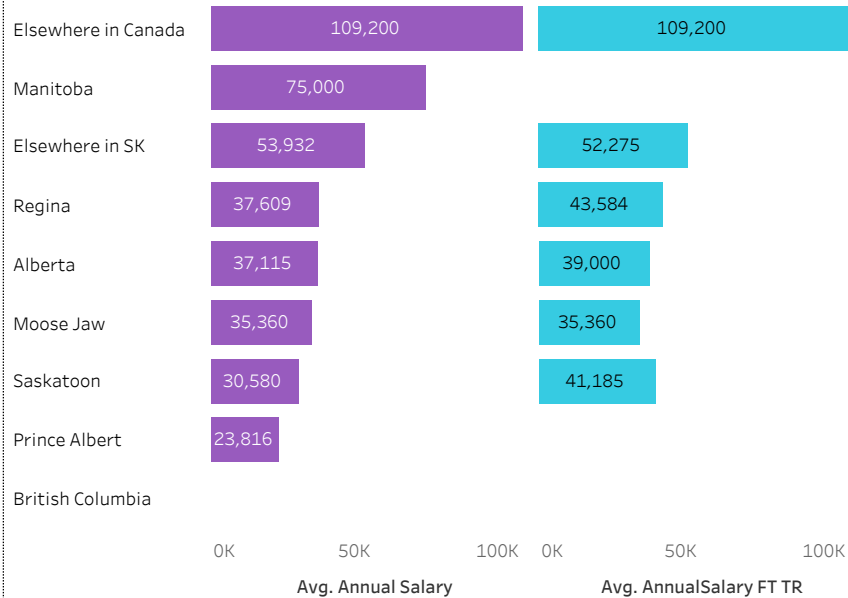
Overall Employment Rate

#Available Workforce	# of Grads Employed	Employment Rate	# of Fulltime Employed Grads	Full-time Employment Rate
138	129	93%	114	83%

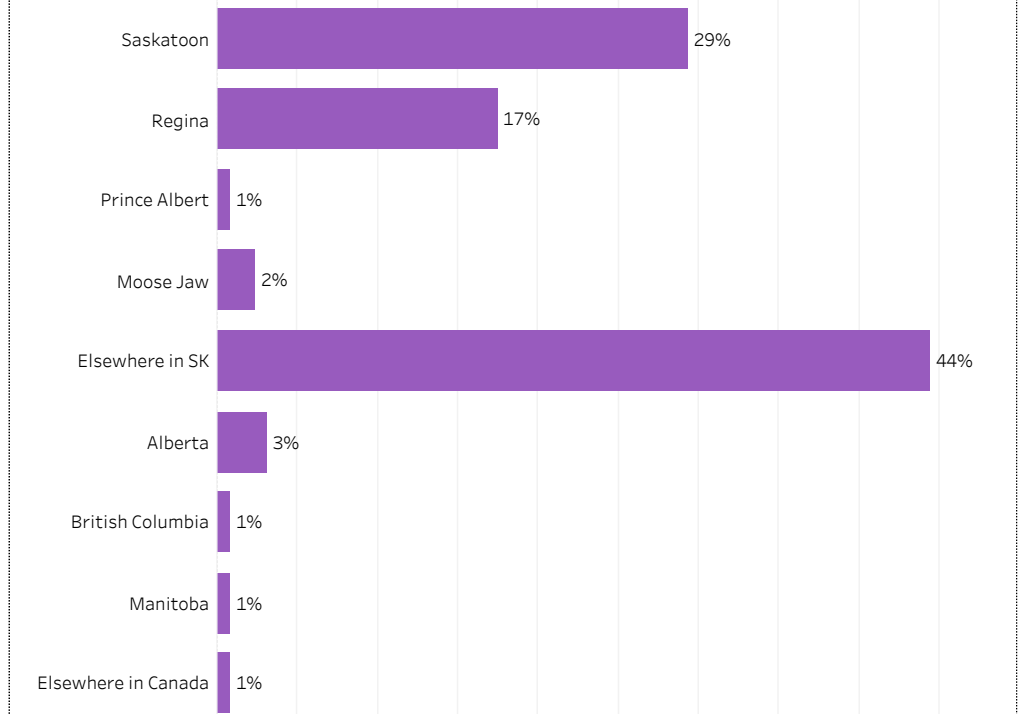
Training Related (TR) Employment

#Available Workforce	# of TR Employed Grads	TR Employment Rate	# of Fulltime TR Employed Grads	Full-time Training Related Employment Rate
138	89	64%	84	61%

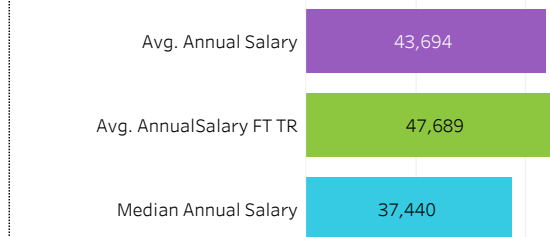
Average Salaries by Location of Employment



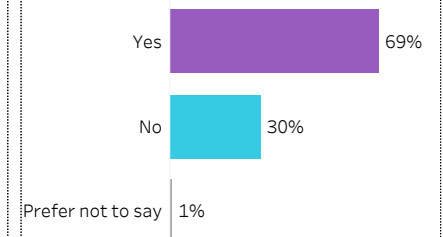
Location of Employment



Average/Median Salary



Relatedness of Job to Training



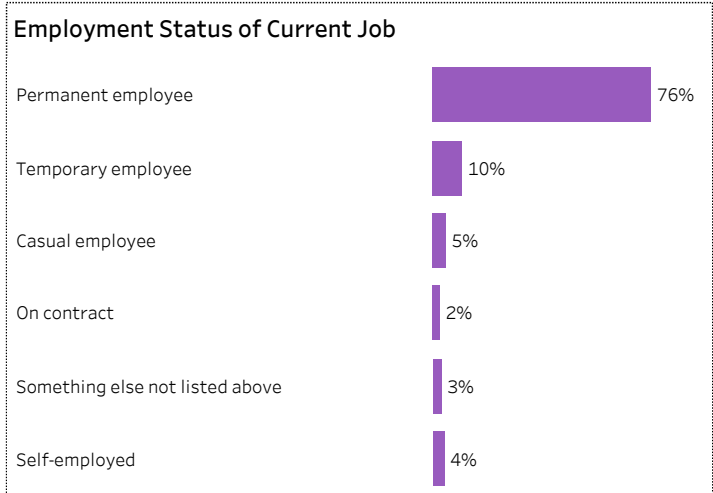
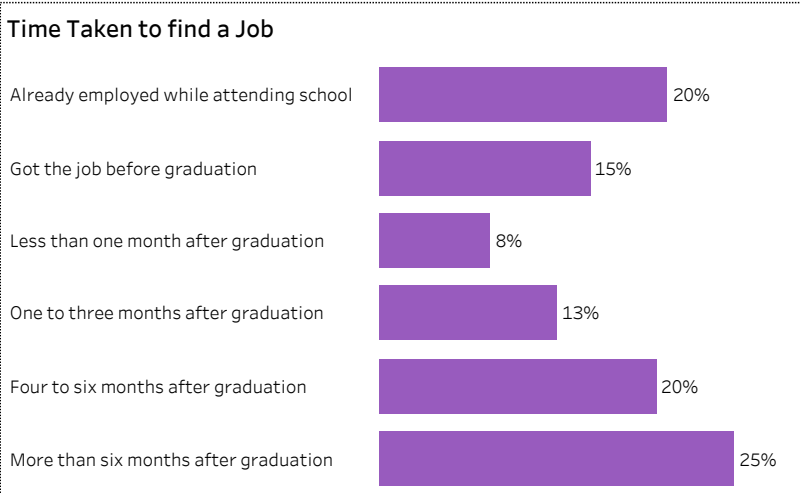
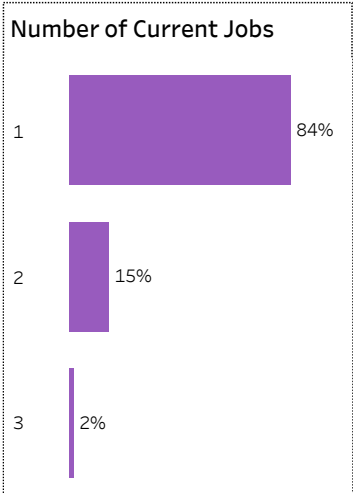
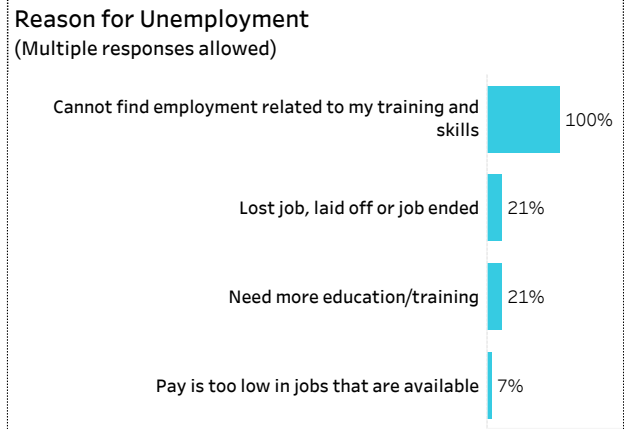
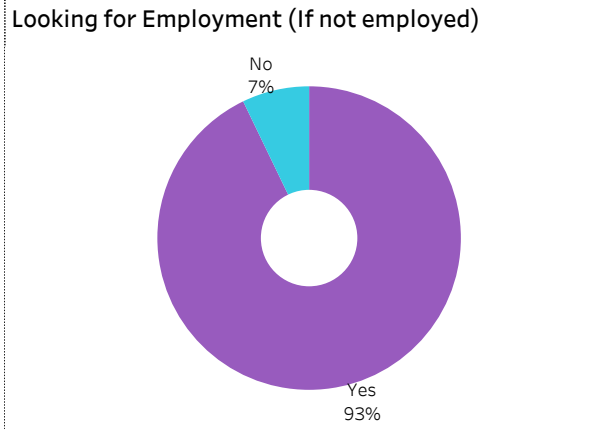
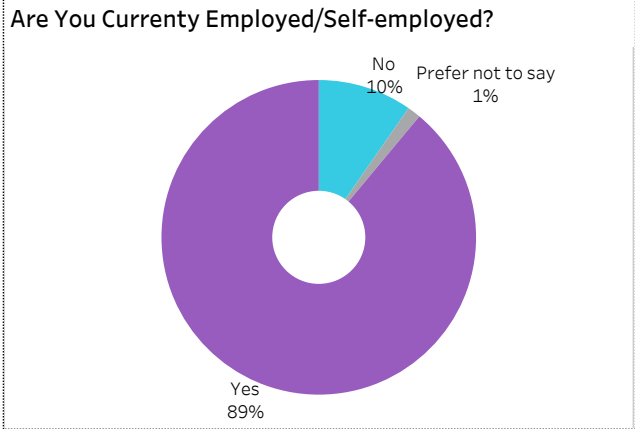


2019-20 Graduate Follow-up Survey Summary of Results (page 3/5) Graduate Employment (continued)



[Click on button to RESET Filters](#)

Number of Respondents **146** | School: **Transportation** | Program: **All** | Credential: **All** | Admin Campus: **All** | Base/CE: **All** | Indigenous: **All**





2019-20 Graduate Follow-up Survey Summary of Results (page 4/5) Satisfaction and Program Benefits



Click on button to RESET Filters

Number of Respondents 146	School: Transportation Program: All Credential: All Admin Campus: All Base/CE: All Indigenous: All
--	--

Level of Satisfaction	Very Satisfied & Somewhat Satisfied	Very dissatisfied	Somewhat dissatisfied	Very satisfied	Somewhat satisfied	Not sure	Program Benefits	A Great Extent & Some Extent	No extent at all	Some extent	A great extent
-----------------------	-------------------------------------	-------------------	-----------------------	----------------	--------------------	----------	------------------	------------------------------	------------------	-------------	----------------

Instruction delivered	99%						Skills and knowledge relevant in the workplace	98%				
Educational experience at Sask Polytech	95%						Improved employment opportunities	90%				
Program	94%						Improved earning potential	88%				
Campus facilities	90%						Satisfaction with Sask Polytech					
Relevance of your program to your field of employment	88%						Are you satisfied with your decision to attend Sask Polytech?		Would you recommend Sask Polytech to others?		Would you recommend your program to others?	
Student support services	86%											
Campus activities	79%											

Institutional Research and Analysis

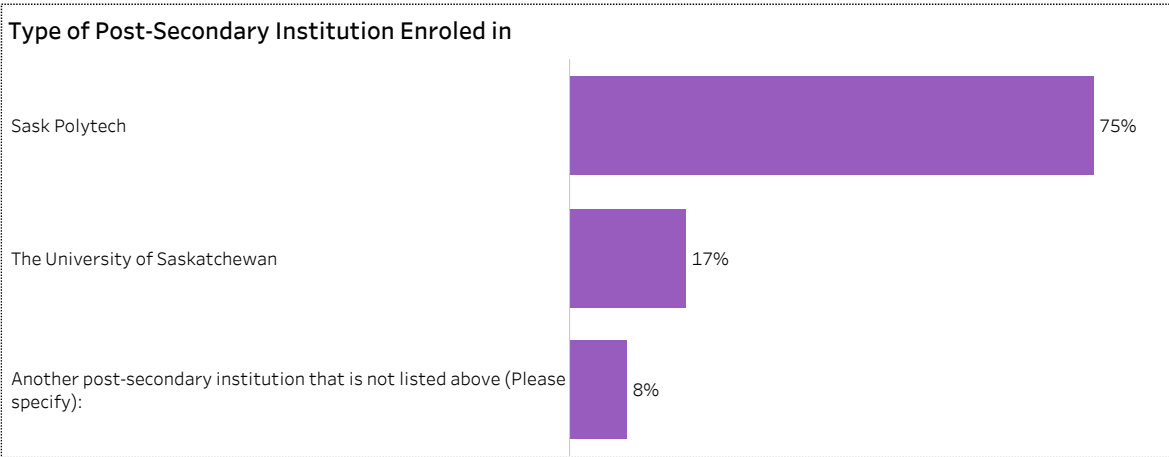
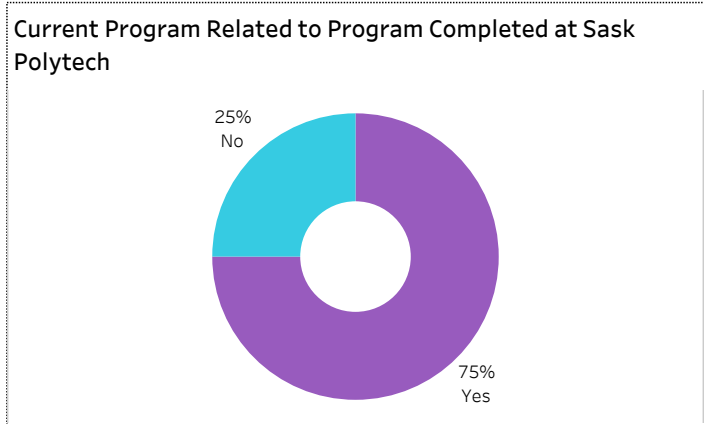
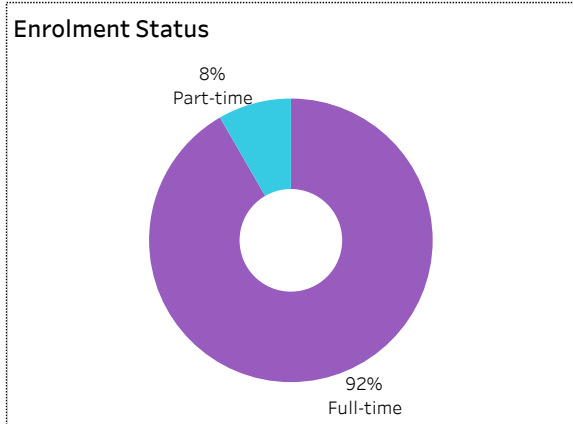
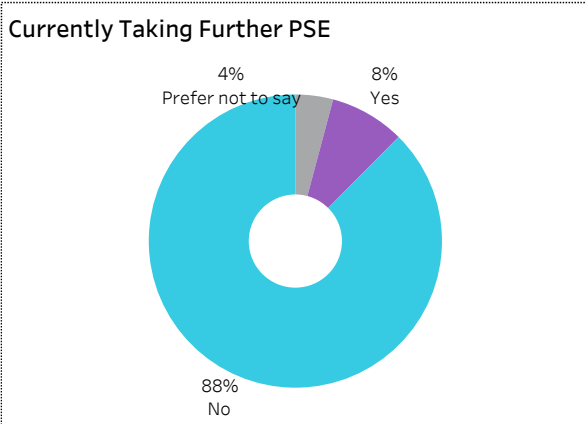


2019-20 Graduate Follow-up Survey Summary of Results (page 5/5) Further Post-Secondary Education



[Click on button to RESET Filters](#)

Number of Respondents: **146**
 School: **Transportation** | Program: **All** | Credential: **All** | Admin Campus: **All** | Base/CE: **All** | Indigenous: **All**



Among the students who pursued further education, 25% indicated the program was not related to the one they completed at Sask Polytech. Common reasons cited by the graduates who were studying in an unrelated field were to be able to change career choice, to have more/better career choices, and difficulty of finding employment in their previous field of study.

Institutional Research and Analysis



2019-20 Graduate Follow-up Survey Summary of Results (page 1/5) Respondent Profile

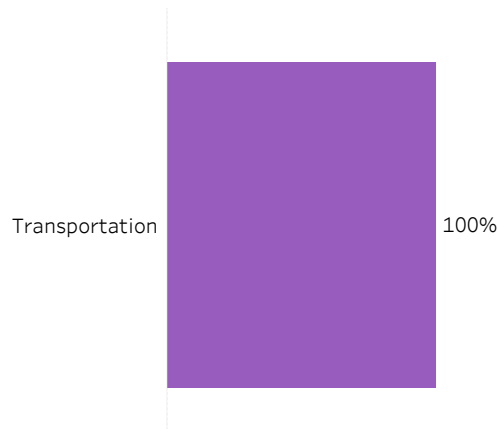


[Click on button to RESET Filters](#)

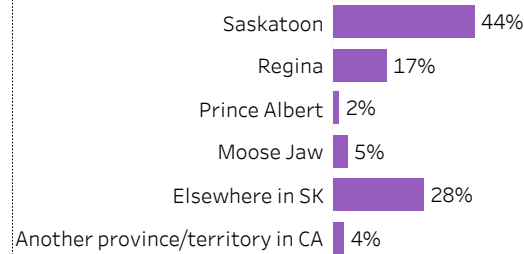
Number of Respondents
102

School: **Transportation** | Program: **All** | Credential: **All** | Admin Campus: **All** | Base/CE: **Base** | Indigenous: **All**

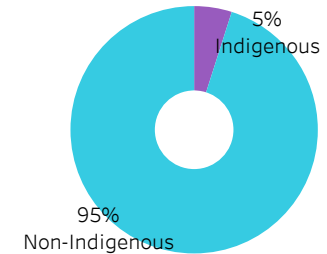
School




Location of Current Residence



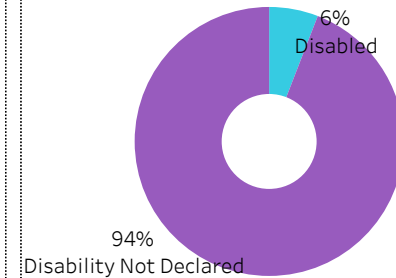
Indigenous Status



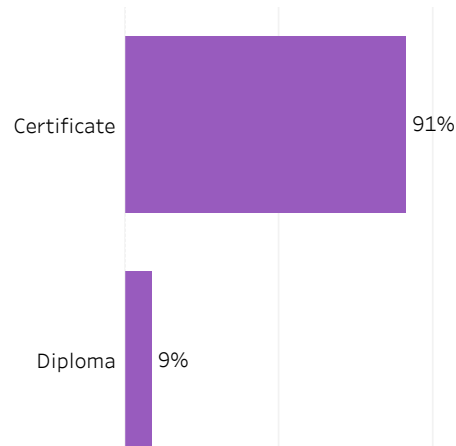
Base/CE



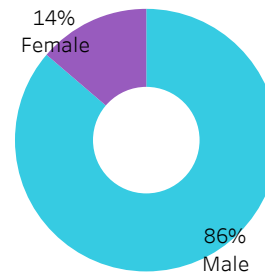
Disability



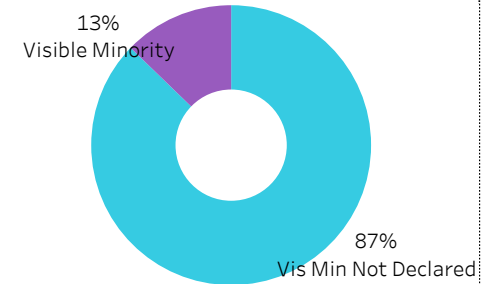
Credentials



Gender



Visible Minority





2019-20 Graduate Follow-up Survey Summary of Results (page 2/5) Graduate Employment



[Click on button to RESET Filters](#)

Number of Respondents
102

School: **Transportation** | Program: **All** | Credential: **All** | Admin Campus: **All** | Base/CE: **Base** | Indigenous: **All**

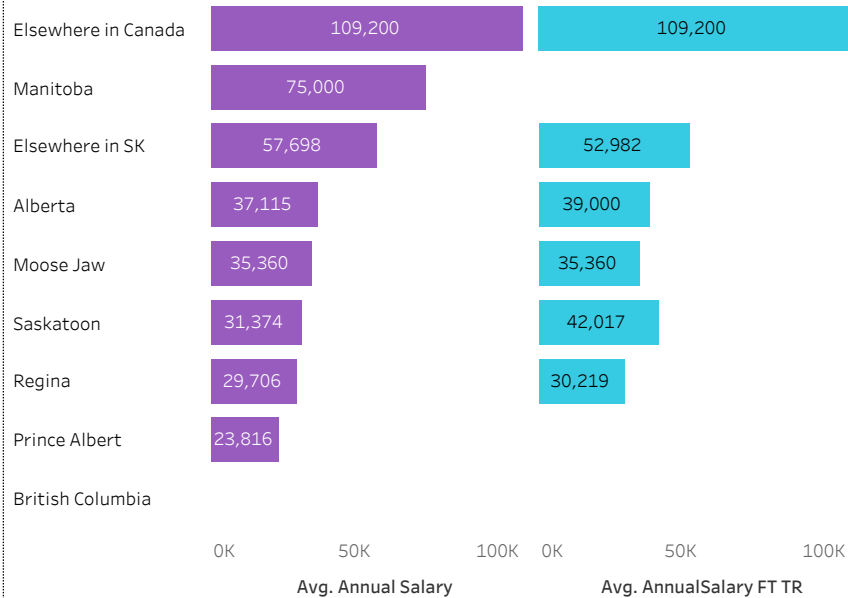
Overall Employment Rate

#Available Workforce	# of Grads Employed	Employment Rate	# of Fulltime Employed Grads	Full-time Employment Rate
97	91	94%	79	81%

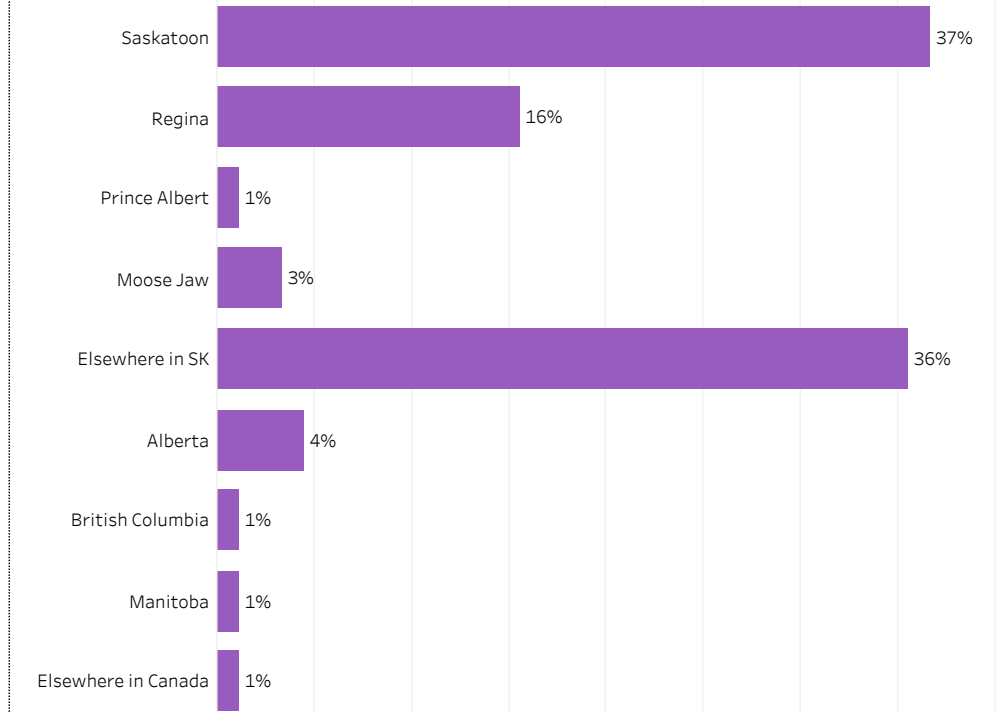
Training Related (TR) Employment

#Available Workforce	# of TR Employed Grads	TR Employment Rate	# of Fulltime TR Employed Grads	Full-time Training Related Employment Rate
97	61	63%	58	60%

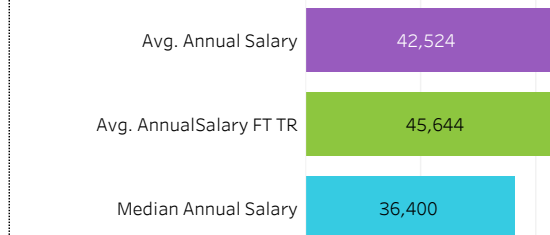
Average Salaries by Location of Employment



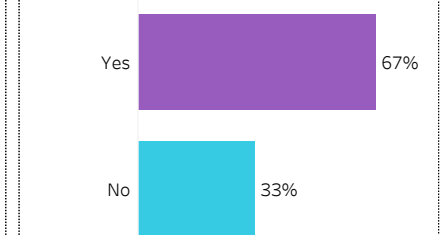
Location of Employment



Average/Median Salary



Relatedness of Job to Training



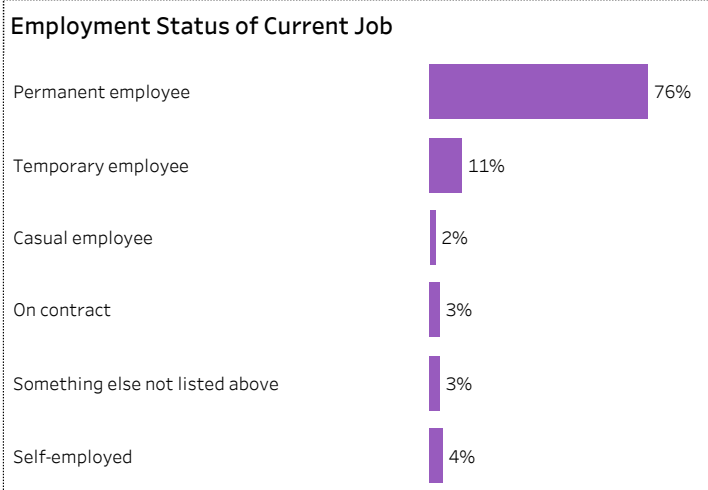
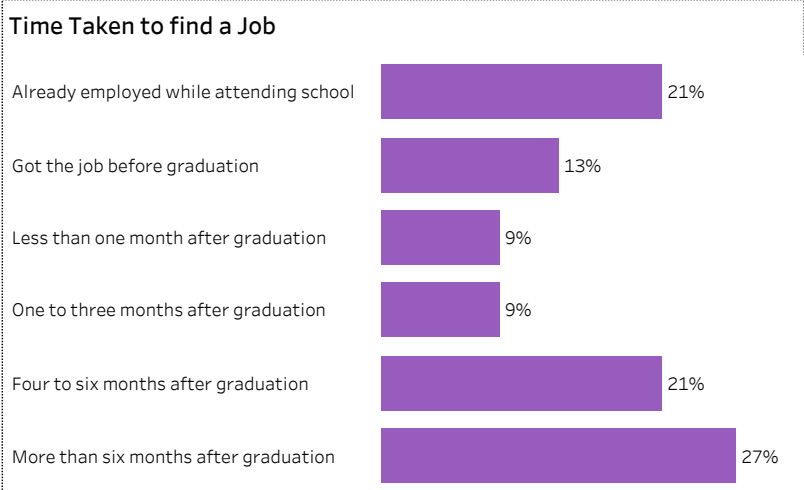
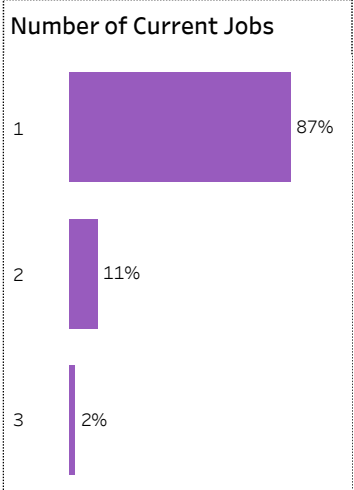
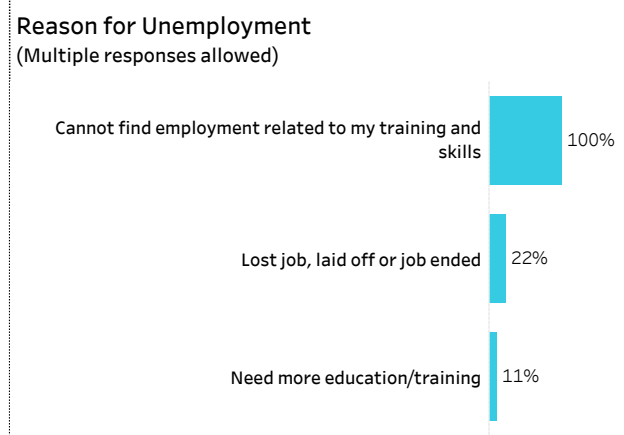
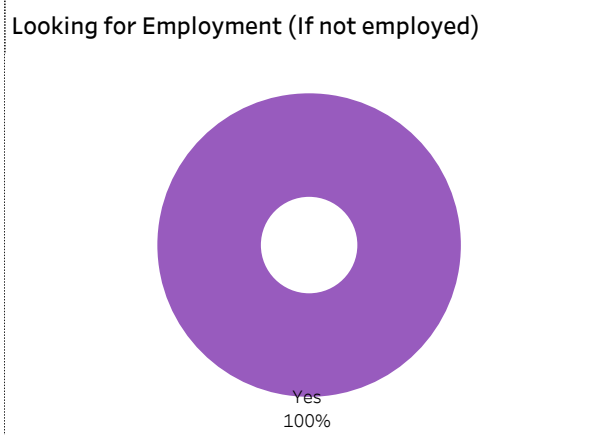
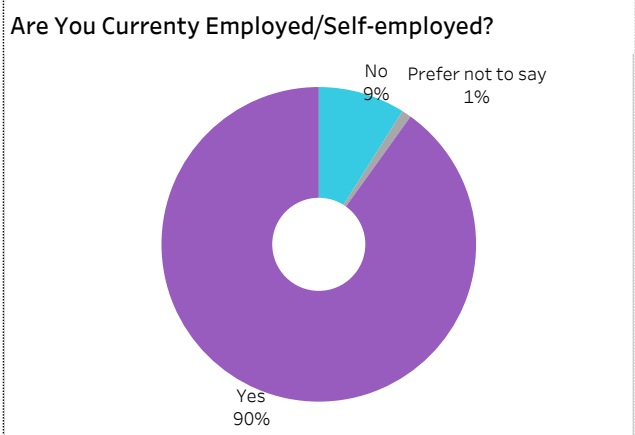


2019-20 Graduate Follow-up Survey Summary of Results (page 3/5) Graduate Employment (continued)



[Click on button to RESET Filters](#)

Number of Respondents **102** | School: **Transportation** | Program: **All** | Credential: **All** | Admin Campus: **All** | Base/CE: **Base** | Indigenous: **All**





2019-20 Graduate Follow-up Survey Summary of Results (page 4/5) Satisfaction and Program Benefits



Click on button to RESET Filters

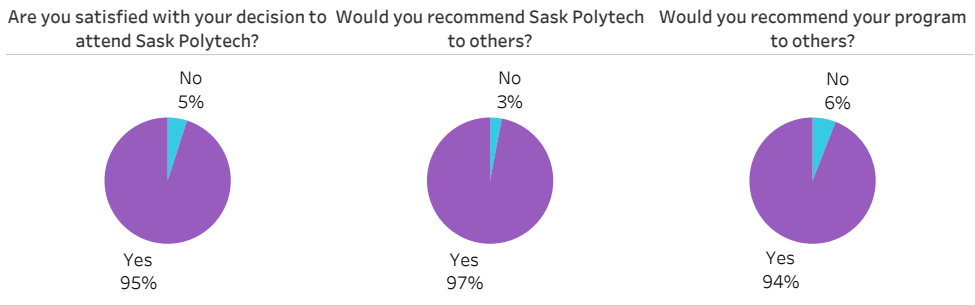
Number of Respondents 102	School: Transportation Program: All Credential: All Admin Campus: All Base/CE: Base Indigenous: All
-------------------------------------	---

Level of Satisfaction	Very Satisfied & Somewhat Satisfied	Very satisfied Somewhat satisfied Very dissatisfied Somewhat dissatisfied	Not sure	Program Benefits	A Great Extent & Some Extent	No extent at all Some extent A great extent
-----------------------	-------------------------------------	--	----------	------------------	------------------------------	---

Instruction delivered	99%	70%	29%	
Educational experience at Sask Polytech	97%	68%	29%	
Program	97%	73%	25%	
Campus facilities	90%	60%	30%	
Relevance of your program to your field of employment	87%	58%	29%	7%
Student support services	84%	51%	33%	13%
Campus activities	79%	39%	40%	12%

Skills and knowledge relevant in the workplace	97%	67%	30%	
Improved employment opportunities	88%	50%	39%	10%
Improved earning potential	87%	47%	41%	10%

Satisfaction with Sask Polytech



Institutional Research and Analysis



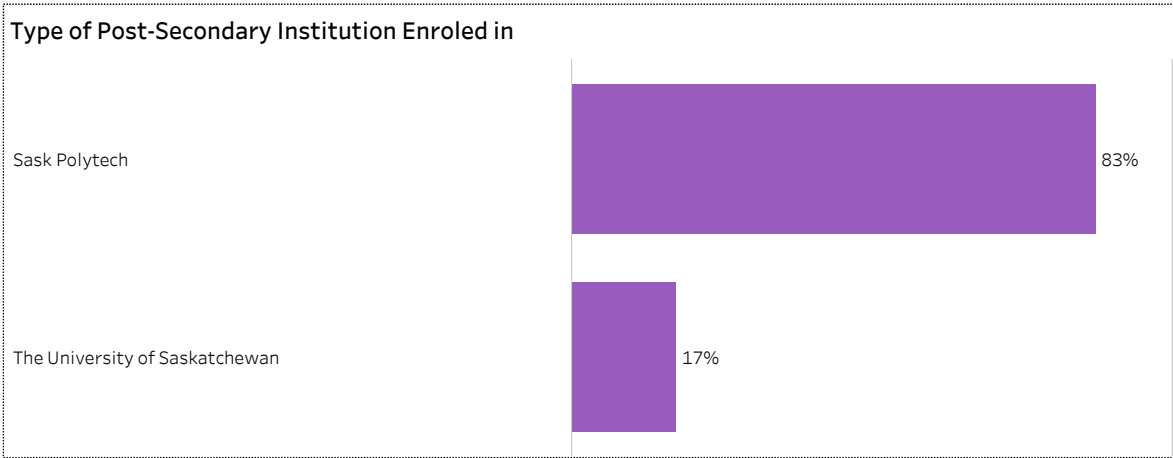
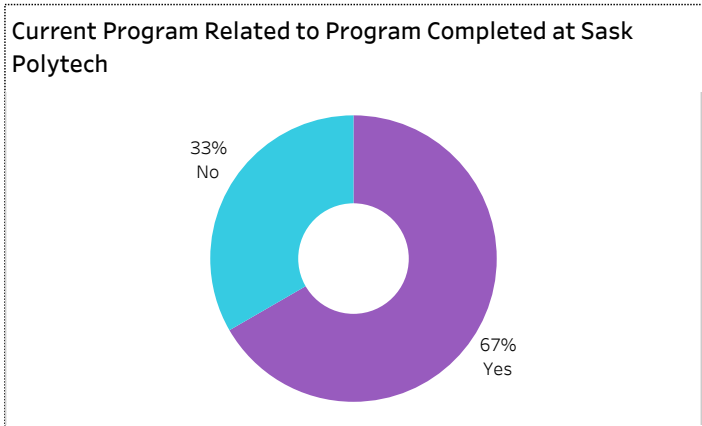
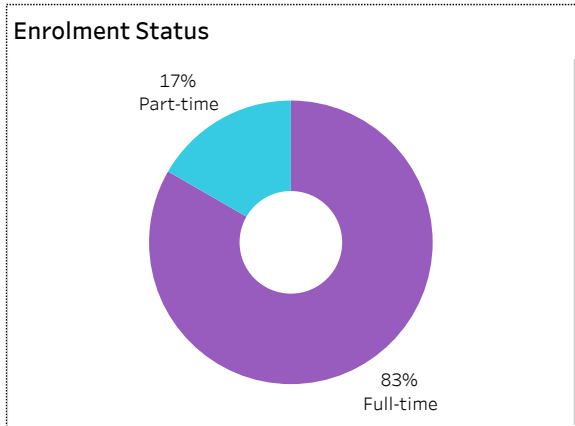
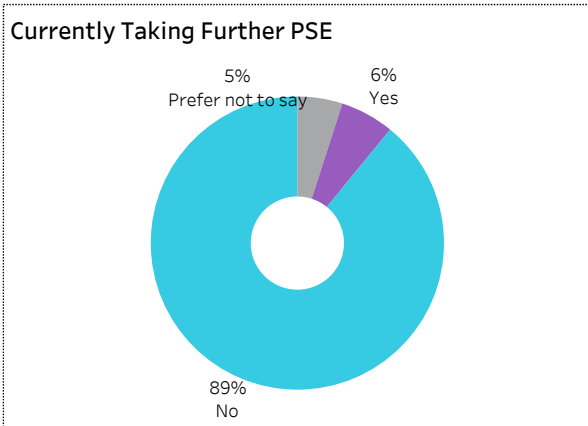
2019-20 Graduate Follow-up Survey Summary of Results (page 5/5) Further Post-Secondary Education



[Click on button to RESET Filters](#)

Number of Respondents
102

School: **Transportation** | Program: **All** | Credential: **All** | Admin Campus: **All** | Base/CE: **Base** | Indigenous: **All**



Among the students who pursued further education, 25% indicated the program was not related to the one they completed at Sask Polytech. Common reasons cited by the graduates who were studying in an unrelated field were to be able to change career choice, to have more/better career choices, and difficulty of finding employment in their previous field of study.

Institutional Research and Analysis



2019-20 Graduate Follow-up Survey Summary of Results (page 1/5) Respondent Profile

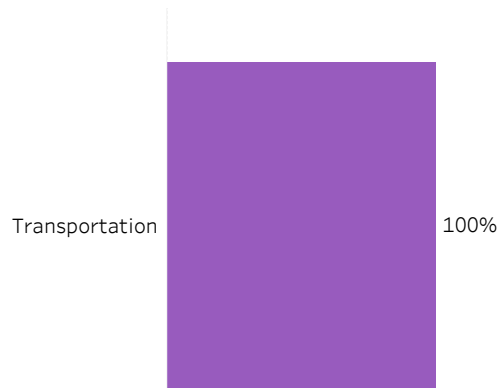


[Click on button to RESET Filters](#)

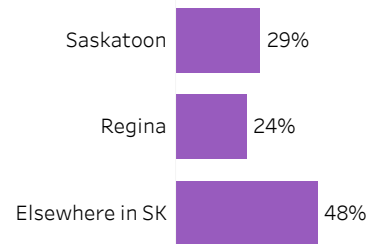
Number of Respondents
21

School: **Transportation** | Program: **All** | Credential: **All** | Admin Campus: **Saskatoon** | Base/CE: **Con Ed - Sask Polytech Delivered** | Indigenous: **All**

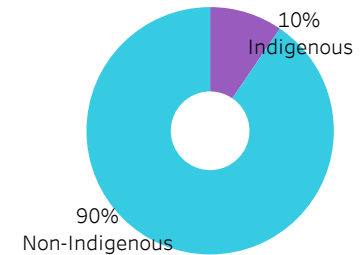
School



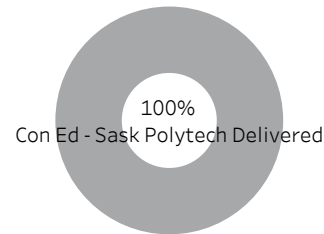
Location of Current Residence



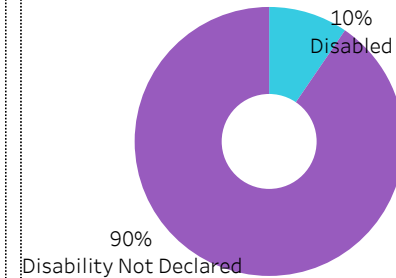
Indigenous Status



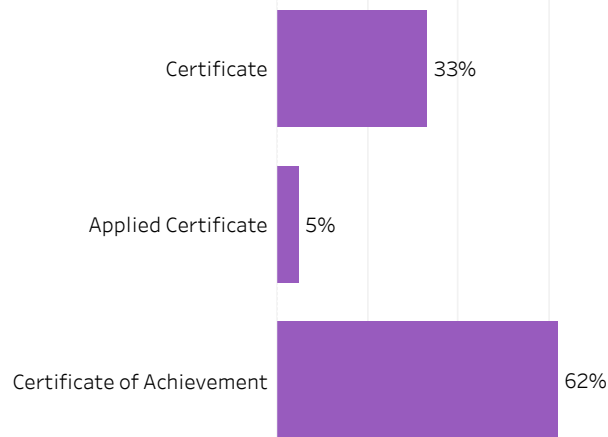
Base/CE



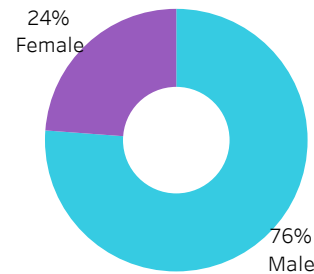
Disability



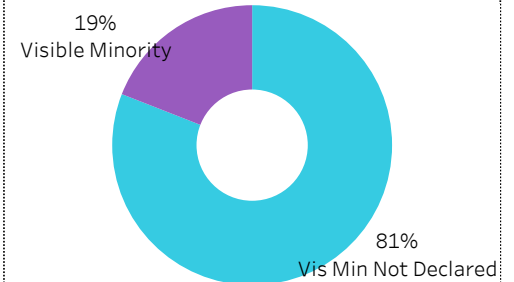
Credentials



Gender



Visible Minority





2019-20 Graduate Follow-up Survey Summary of Results (page 2/5) Graduate Employment



[Click on button to RESET Filters](#)

Number of Respondents
21

School: **Transportation** | Program: **All** | Credential: **All** | Admin Campus: **Saskatoon** | Base/CE: **Con Ed - Sask Polytech Delivered** | Indigenous: **All**

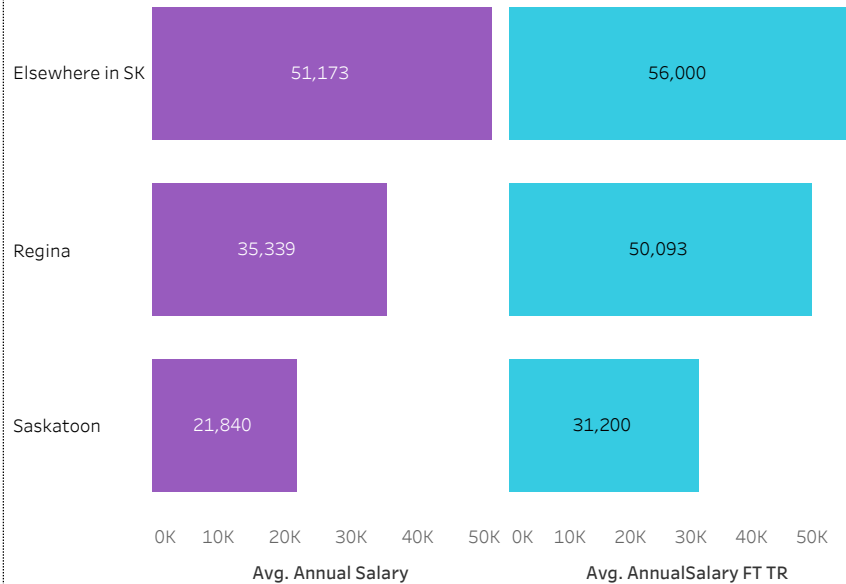
Overall Employment Rate

#Available Workforce	# of Grads Employed	Employment Rate	# of Fulltime Employed Grads	Full-time Employment Rate
20	19	95%	16	80%

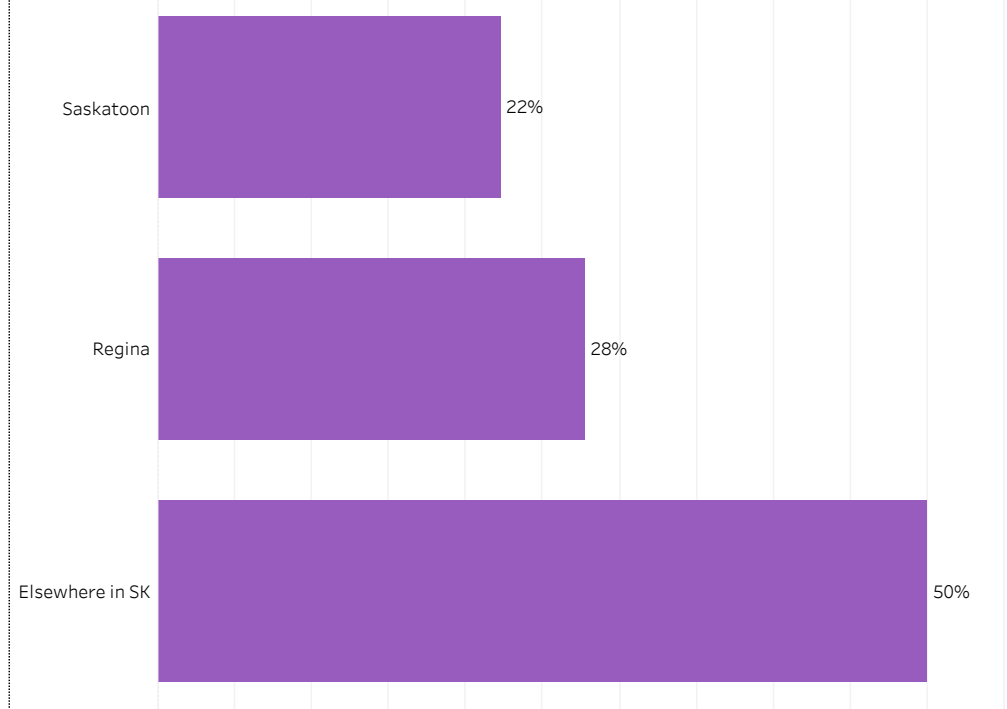
Training Related (TR) Employment

#Available Workforce	# of TR Employed Grads	TR Employment Rate	# of Fulltime TR Employed Grads	Full-time Training Related Employment Rate
20	14	70%	12	60%

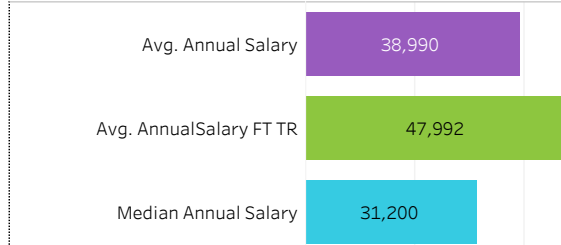
Average Salaries by Location of Employment



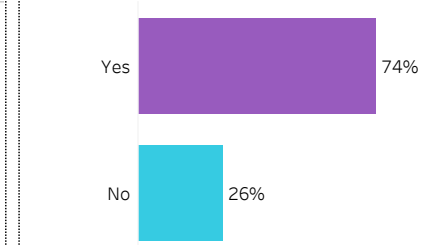
Location of Employment



Average/Median Salary



Relatedness of Job to Training



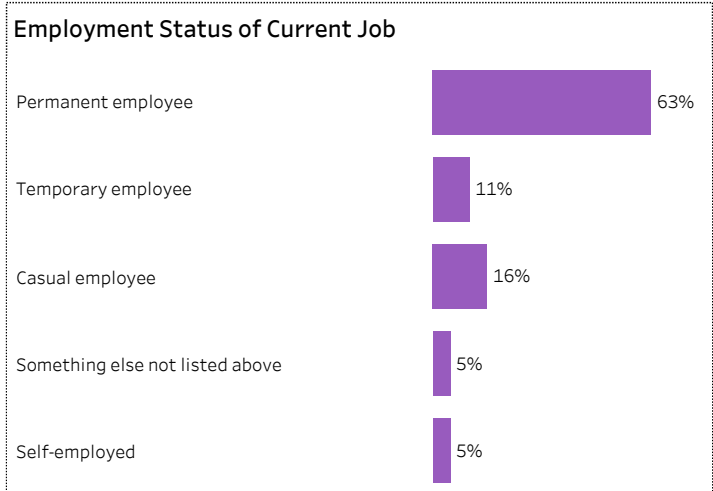
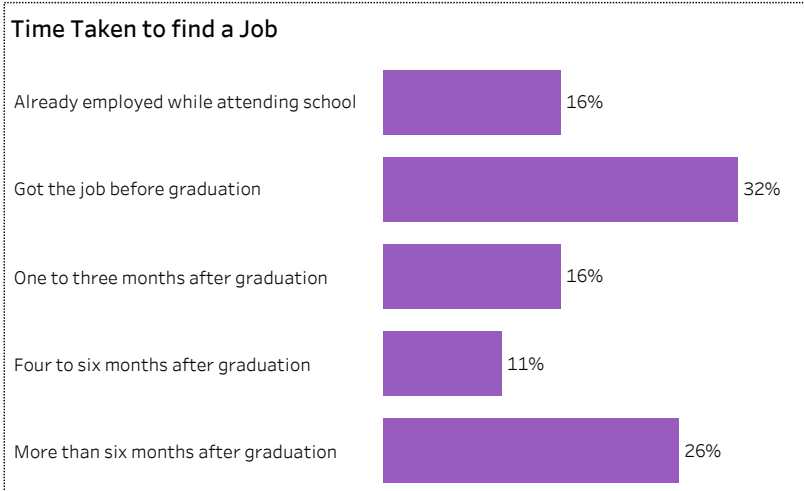
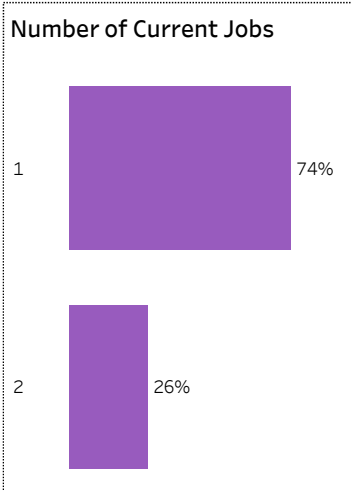
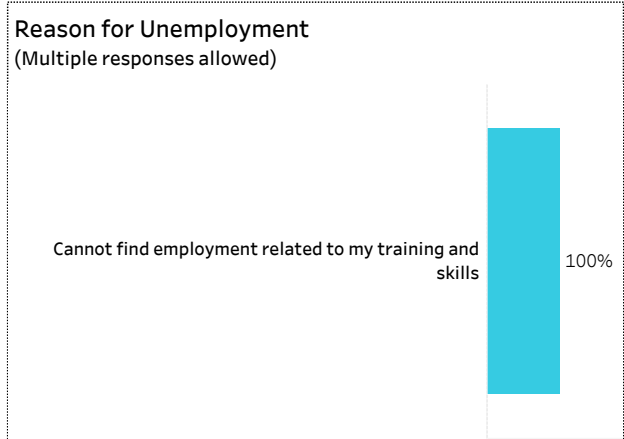
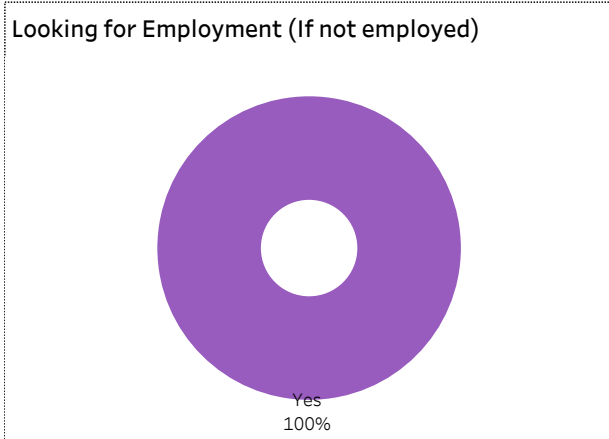
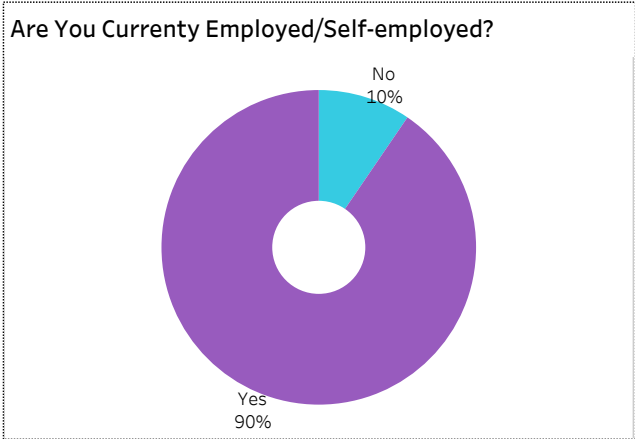


2019-20 Graduate Follow-up Survey Summary of Results (page 3/5) Graduate Employment (continued)



[Click on button to RESET Filters](#)

Number of Respondents **21** | School: **Transportation** | Program: **All** | Credential: **All** | Admin Campus: **Saskatoon** | Base/CE: **Con Ed - Sask Polytech Delivered** | Indigenous: **All**





2019-20 Graduate Follow-up Survey Summary of Results (page 4/5) Satisfaction and Program Benefits



Click on button to RESET Filters

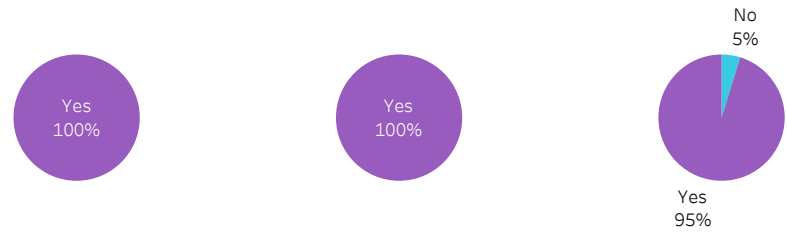
Number of Respondents 21	School: Transportation Program: All Credential: All Admin Campus: Saskatoon Base/CE: Con Ed - Sask Polytech Delivered Indigenous: All
------------------------------------	--

Level of Satisfaction	Very Satisfied & Somewhat Satisfied	Very satisfied Somewhat satisfied Very dissatisfied Somewhat dissatisfied	Not sure	Program Benefits	A Great Extent & Some Extent	No extent at all Some extent A great extent
-----------------------	-------------------------------------	--	----------	------------------	------------------------------	---

Instruction delivered	95%	71%	24%		A great extent & Some extent	
Educational experience at Sask Polytech	90%	67%	24%		100%	67%
Program	90%	71%	19%		90%	62%
Relevance of your program to your field of employment	90%	71%	19%		86%	57%
Campus facilities	86%	71%	14%	14%		
Student support services	86%	52%	33%	14%		
Campus activities	76%	52%	24%	14%		

Satisfaction with Sask Polytech

Are you satisfied with your decision to attend Sask Polytech? | Would you recommend Sask Polytech to others? | Would you recommend your program to others?



Institutional Research and Analysis

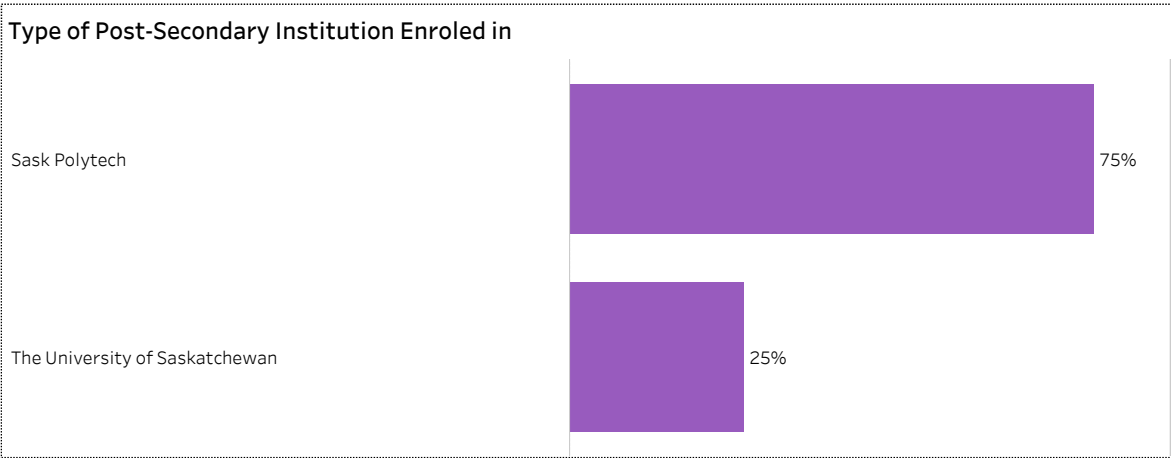
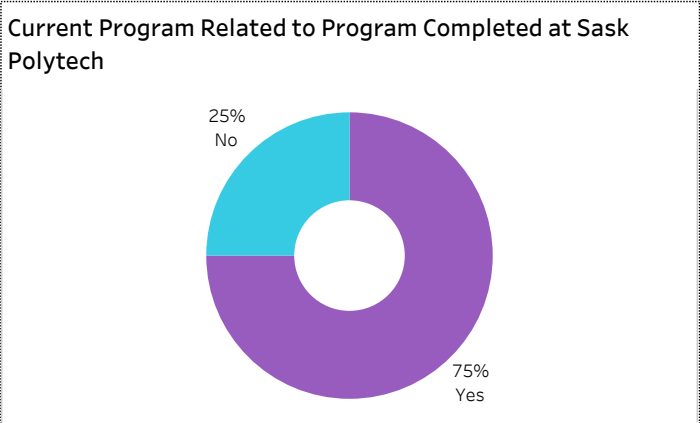
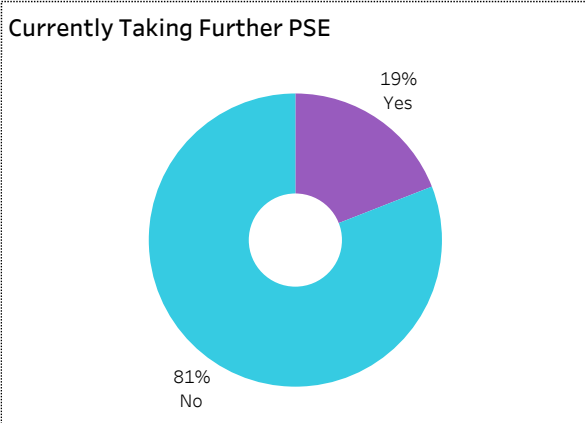


2019-20 Graduate Follow-up Survey Summary of Results (page 5/5) Further Post-Secondary Education



[Click on button to RESET Filters](#)

Number of Respondents **21** | School: **Transportation** | Program: **All** | Credential: **All** | Admin Campus: **Saskatoon** | Base/CE: **Con Ed - Sask Polytech Delivered** | Indigenous: **All**



Among the students who pursued further education, 25% indicated the program was not related to the one they completed at Sask Polytech. Common reasons cited by the graduates who were studying in an unrelated field were to be able to change career choice, to have more/better career choices, and difficulty of finding employment in their previous field of study.

Institutional Research and Analysis



2019-20 Graduate Follow-up Survey Summary of Results (page 1/5) Respondent Profile

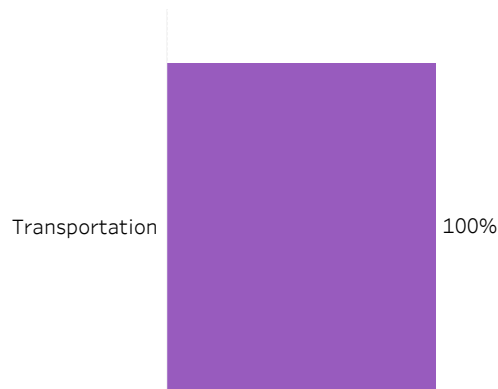


[Click on button to RESET Filters](#)

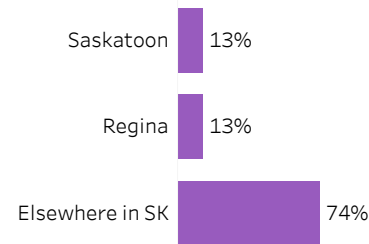
Number of Respondents
23

School: **Transportation** | Program: **All** | Credential: **Certificate** | Admin Campus: **All** | Base/CE: **Con Ed - Brokered** |
Indigenous: **All**

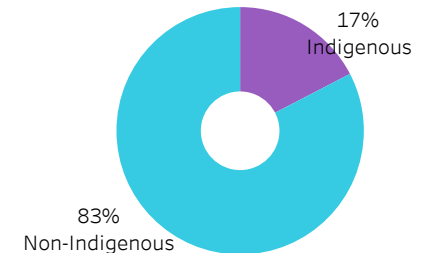
School



Location of Current Residence



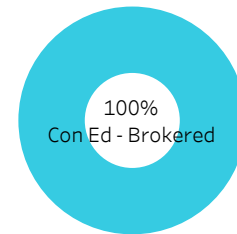
Indigenous Status



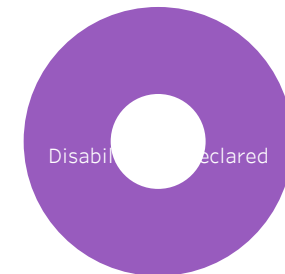
Credentials



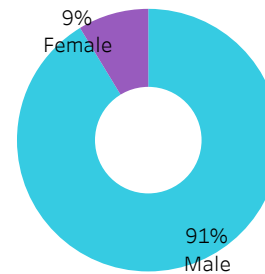
Base/CE



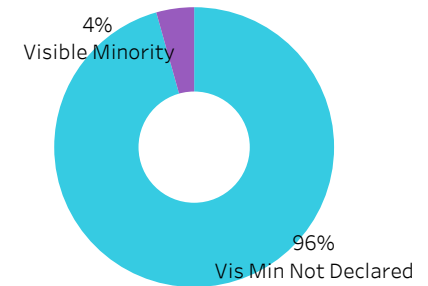
Disability



Gender



Visible Minority





2019-20 Graduate Follow-up Survey Summary of Results (page 2/5) Graduate Employment



[Click on button to RESET Filters](#)

Number of Respondents
23

School: **Transportation** | Program: **All** | Credential: **Certificate** | Admin Campus: **All** | Base/CE: **Con Ed - Brokered** | Indigenous: **All**

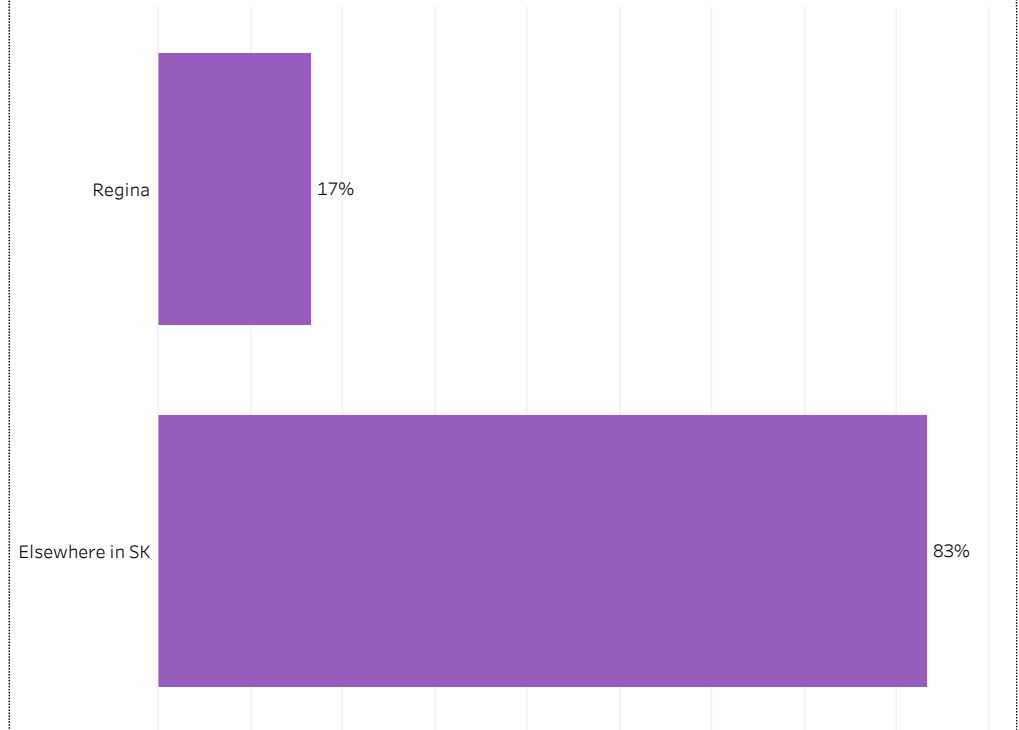
Overall Employment Rate

#Available Workforce	# of Grads Employed	Employment Rate	# of Fulltime Employed Grads	Full-time Employment Rate
21	19	90%	19	90%

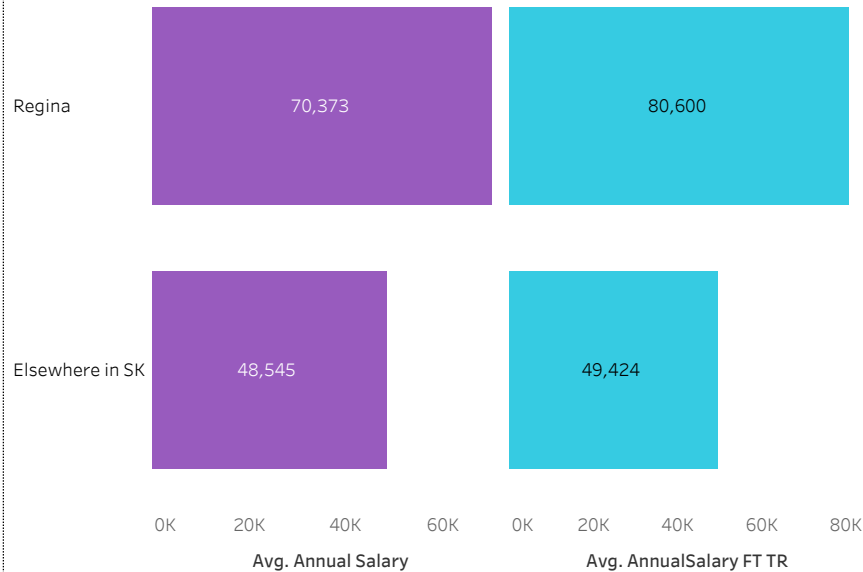
Training Related (TR) Employment

#Available Workforce	# of TR Employed Grads	TR Employment Rate	# of Fulltime TR Employed Grads	Full-time Training Related Employment Rate
21	14	67%	14	67%


Location of Employment



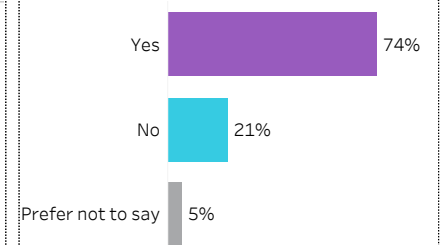
Average Salaries by Location of Employment



Average/Median Salary



Relatedness of Job to Training



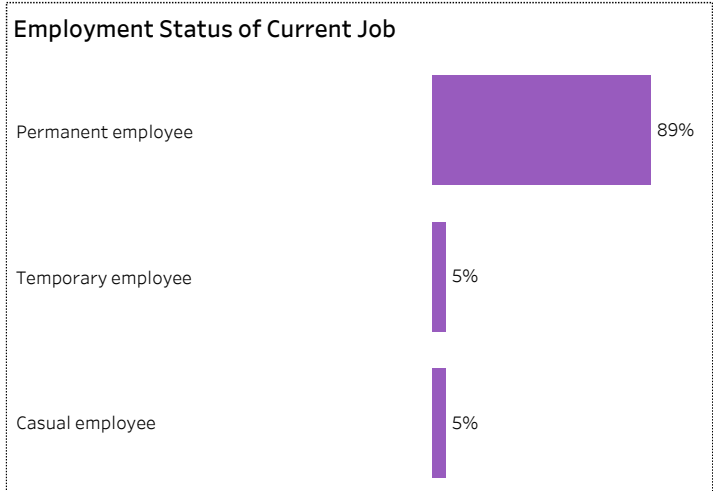
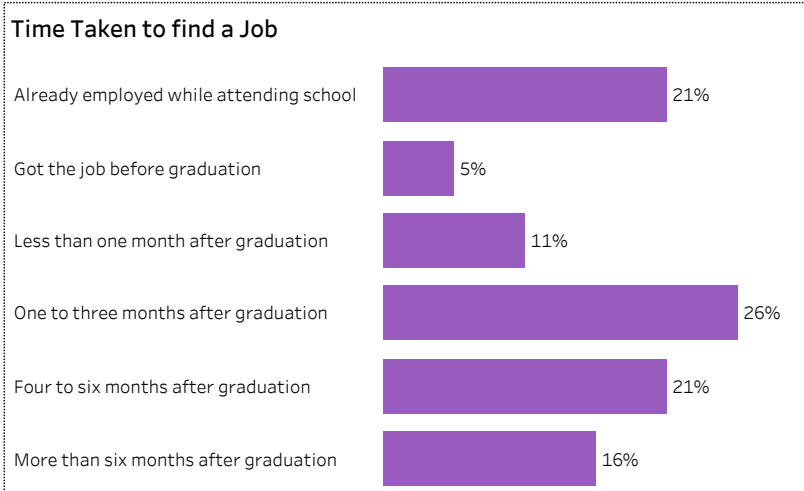
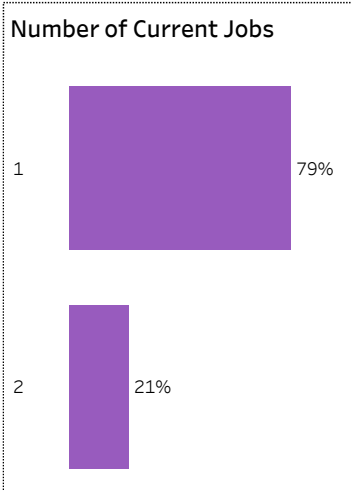
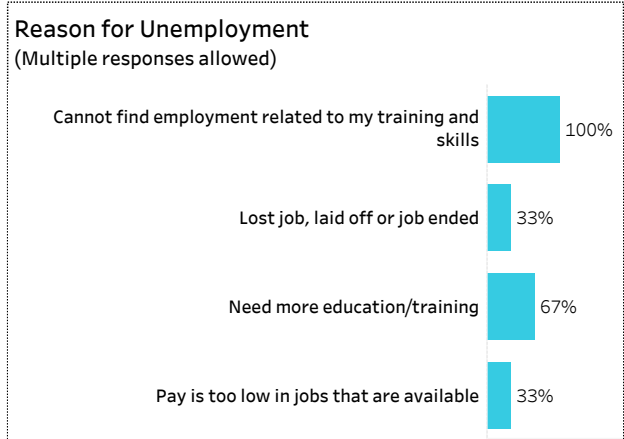
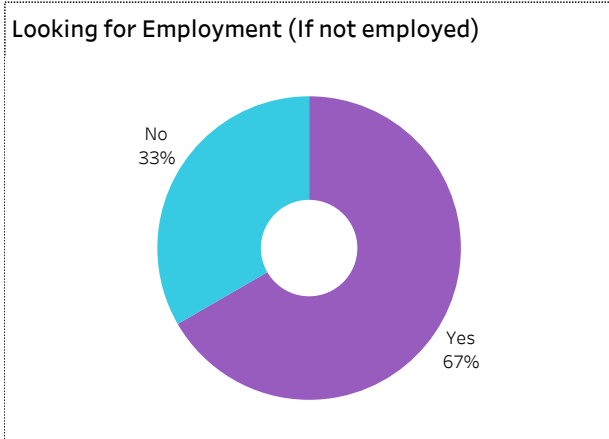
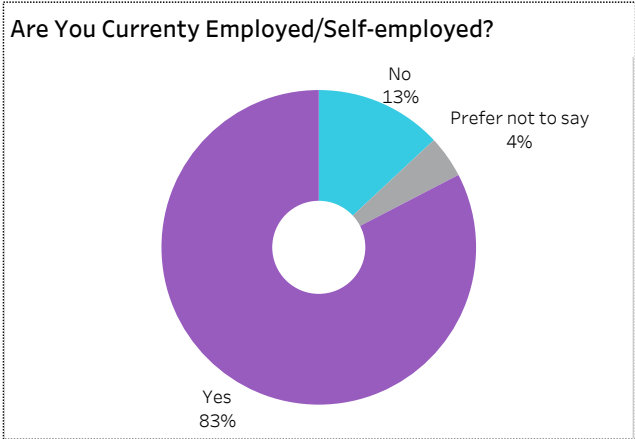


2019-20 Graduate Follow-up Survey Summary of Results (page 3/5) Graduate Employment (continued)



[Click on button to RESET Filters](#)

Number of Respondents **23** | School: **Transportation** | Program: **All** | Credential: **Certificate** | Admin Campus: **All** | Base/CE: **Con Ed - Brokered** | Indigenous: **All**





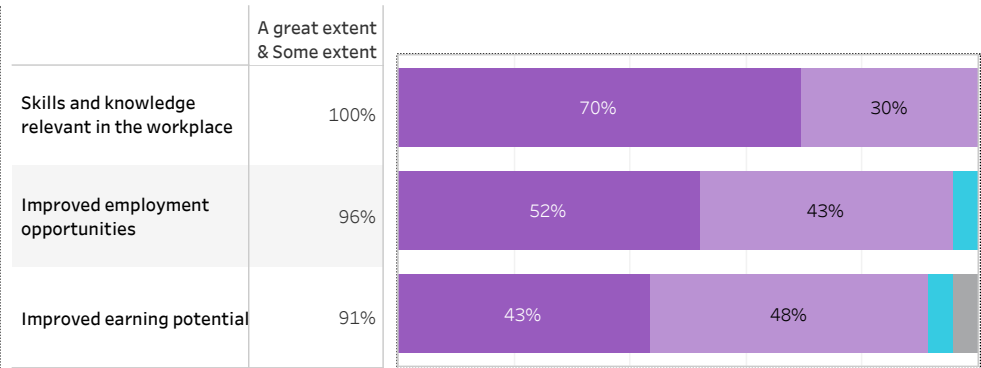
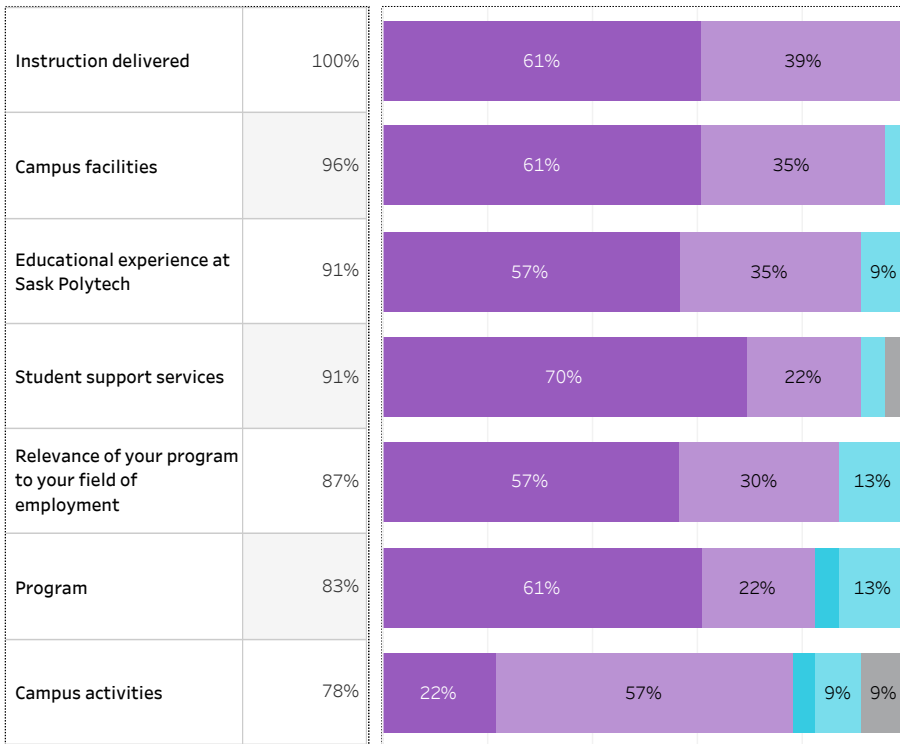
2019-20 Graduate Follow-up Survey Summary of Results (page 4/5) Satisfaction and Program Benefits



Click on button to RESET Filters


Number of Respondents 23	School: Transportation Program: All Credential: Certificate Admin Campus: All Base/CE: Con Ed - Brokered Indigenous: All
------------------------------------	--

Level of Satisfaction	Very Satisfied & Somewhat Satisfied	<ul style="list-style-type: none"> Very satisfied Somewhat satisfied Very dissatisfied Somewhat dissatisfied Not sure 	Program Benefits	A Great Extent & Some Extent	<ul style="list-style-type: none"> No extent at all Some extent A great extent Not sure
-----------------------	-------------------------------------	--	------------------	------------------------------	---



Satisfaction with Sask Polytech


Are you satisfied with your decision to attend Sask Polytech? Would you recommend Sask Polytech to others? Would you recommend your program to others?



Yes
100%



Yes
100%



Yes
100%

Institutional Research and Analysis



2019-20 Graduate Follow-up Survey Summary of Results (page 5/5) Further Post-Secondary Education

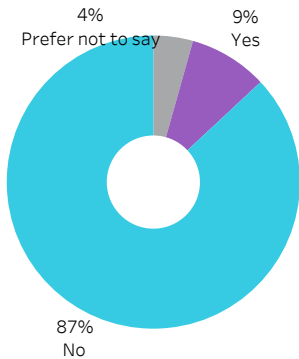


[Click on button to RESET Filters](#)


Number of Respondents
23

School: **Transportation** | Program: **All** | Credential: **Certificate** | Admin Campus: **All** | Base/CE: **Con Ed - Brokered** | Indigenous: **All**


Currently Taking Further PSE




Enrolment Status



Current Program Related to Program Completed at Sask Polytech



Type of Post-Secondary Institution Enroled in



Among the students who pursued further education, 25% indicated the program was not related to the one they completed at Sask Polytech. Common reasons cited by the graduates who were studying in an unrelated field were to be able to change career choice, to have more/better career choices, and difficulty of finding employment in their previous field of study.

Institutional Research and Analysis



2019-20 Graduate Follow-up Survey Summary of Results (page 1/5) Respondent Profile

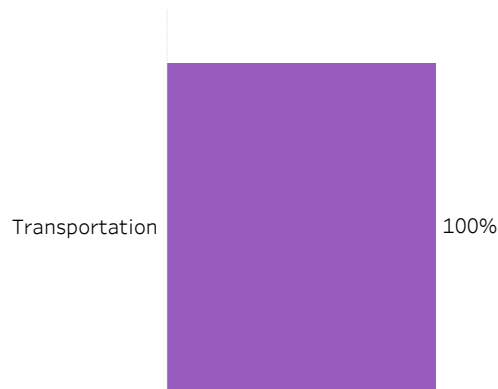


[Click on button to RESET Filters](#)

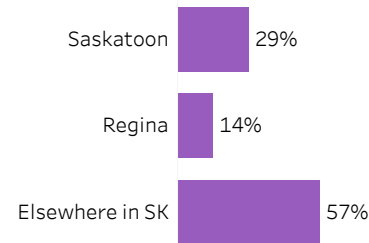
Number of Respondents
7

School: **Transportation** | Program: **Agricultural Equipment Tech** | Credential: **Certificate** | Admin Campus:
Saskatoon | Base/CE: **Base** | Indigenous: **Non-Indigenous**

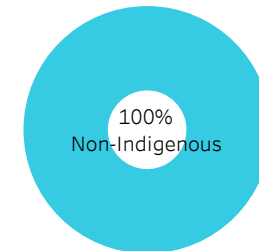
School



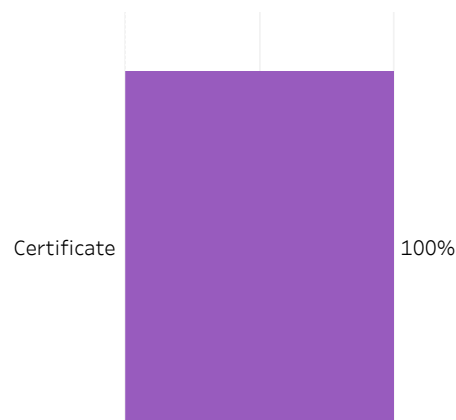
Location of Current Residence



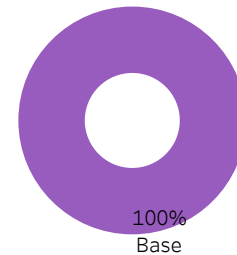
Indigenous Status



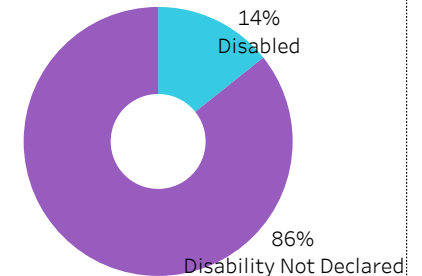
Credentials



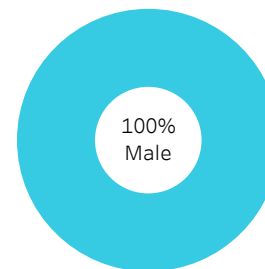
Base/CE



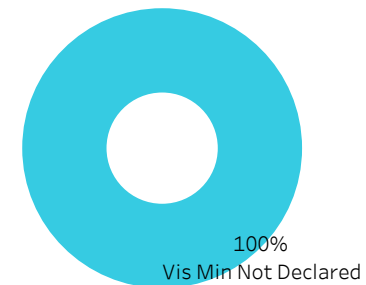
Disability



Gender



Visible Minority





2019-20 Graduate Follow-up Survey Summary of Results (page 2/5) Graduate Employment



[Click on button to RESET Filters](#)

Number of Respondents
7

School: **Transportation** | Program: **Agricultural Equipment Tech** | Credential: **Certificate** | Admin Campus: **Saskatoon** | Base/CE: **Base** |
Indigenous: **Non-Indigenous**

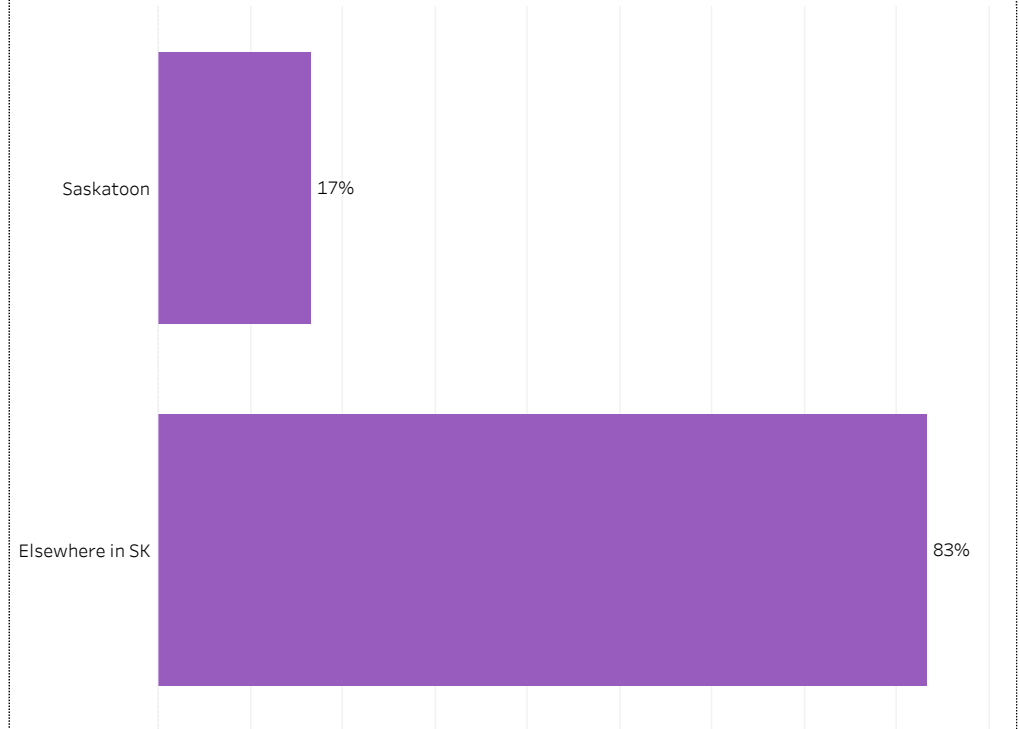
Overall Employment Rate

#Available Workforce	# of Grads Employed	Employment Rate	# of Fulltime Employed Grads	Full-time Employment Rate
7	6	86%	6	86%

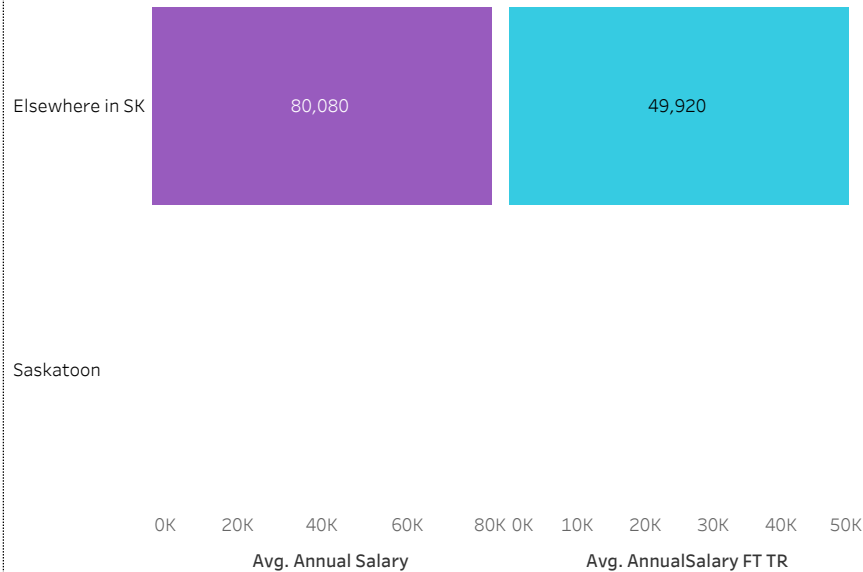
Training Related (TR) Employment

#Available Workforce	# of TR Employed Grads	TR Employment Rate	# of Fulltime TR Employed Grads	Full-time TR Employment Rate
7	5	71%	5	71%


Location of Employment



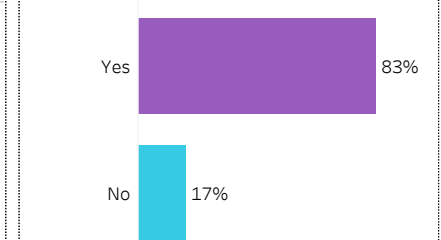
Average Salaries by Location of Employment



Average/Median Salary



Relatedness of Job to Training



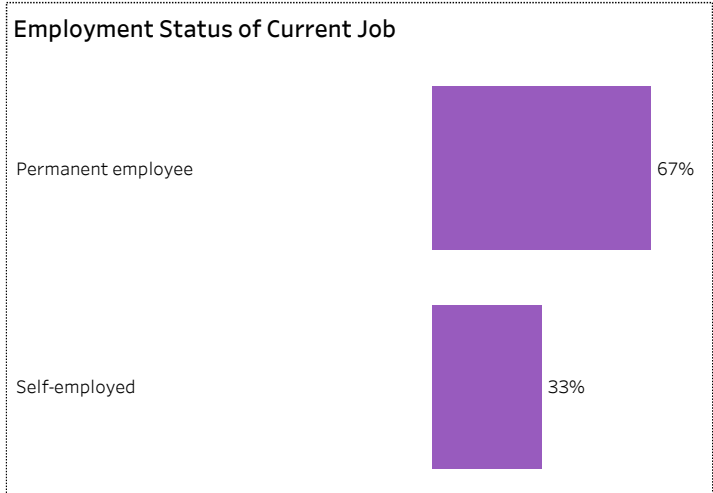
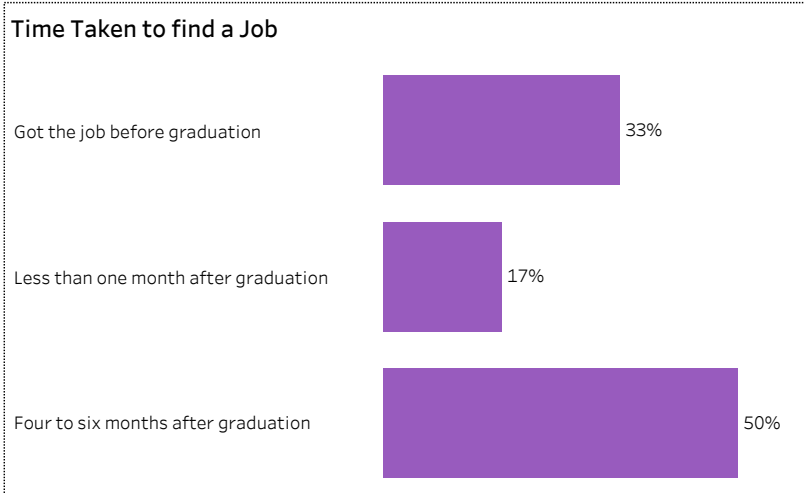
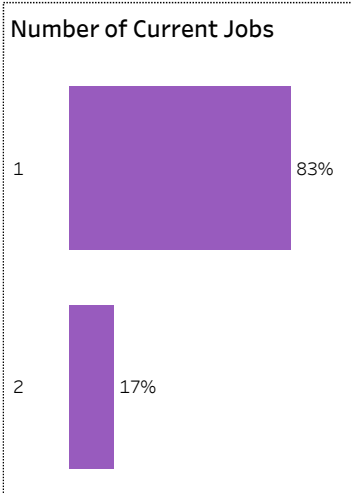
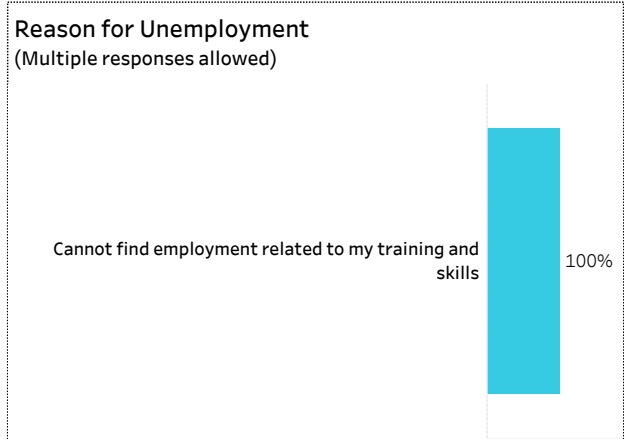
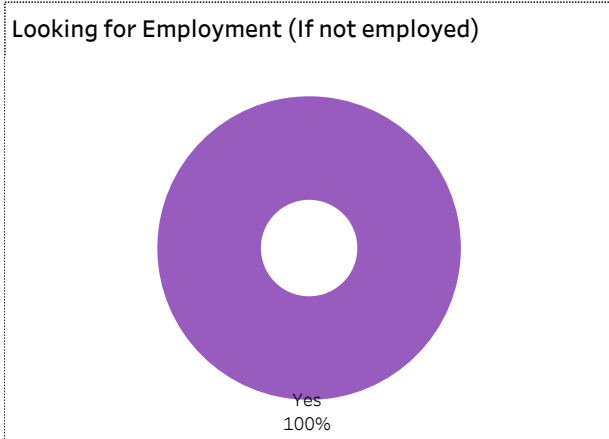
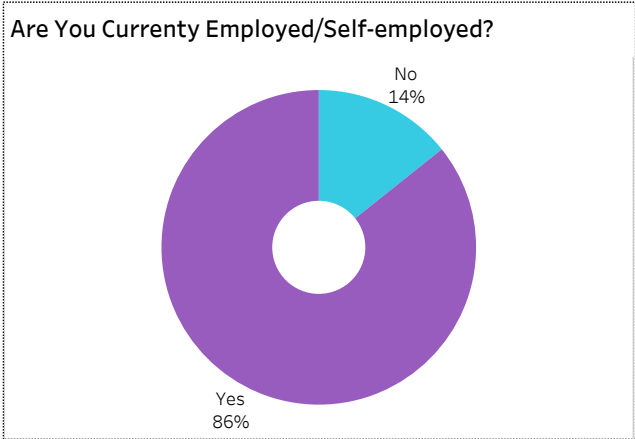


2019-20 Graduate Follow-up Survey Summary of Results (page 3/5) Graduate Employment (continued)



[Click on button to RESET Filters](#)

Number of Respondents: **7**
School: **Transportation** | Program: **Agricultural Equipment Tech** | Credential: **Certificate** | Admin Campus: **Saskatoon** | Base/CE: **Base**
| Indigenous: **Non-Indigenous**





2019-20 Graduate Follow-up Survey Summary of Results (page 4/5) Satisfaction and Program Benefits



Click on button to RESET Filters

Number of Respondents 7	School: Transportation Program: Agricultural Equipment Tech Credential: Certificate Admin Campus: Saskatoon Base/CE: Base Indigenous: Non-Indigenous
-----------------------------------	---

Level of Satisfaction	Very Satisfied & Somewhat Satisfied	<ul style="list-style-type: none"> Very satisfied Somewhat satisfied Somewhat dissatisfied Not sure 	Program Benefits	A Great Extent & Some Extent	<ul style="list-style-type: none"> Some extent A great extent
------------------------------	-------------------------------------	---	-------------------------	------------------------------	---

Campus facilities	100%	57%	43%	Program Benefits A Great Extent & Some Extent	71%	29%		
Instruction delivered	100%	43%	57%		Improved earning potential	100%	71%	29%
Educational experience at Sask Polytech	100%	57%	43%		Improved employment opportunities	100%	71%	29%
Program	100%	71%	29%		Skills and knowledge relevant in the workplace	100%	57%	43%

Relevance of your program to your field of employment	100%	86%	14%	Satisfaction with Sask Polytech Are you satisfied with your decision to attend Sask Polytech? Would you recommend Sask Polytech to others? Would you recommend your program to others?			
Campus activities	86%	43%	43%	14%	 Yes 100%	 Yes 100%	 Yes 100%
Student support services	86%	71%	14%	14%			

Institutional Research and Analysis




2019-20 Graduate Follow-up Survey Summary of Results (page 5/5) Further Post-Secondary Education



[Click on button to RESET Filters](#)

Number of Respondents 7	School: Transportation Program: Agricultural Equipment Tech Credential: Certificate Admin Campus: Saskatoon Base/CE: Base Indigenous: Non-Indigenous
-----------------------------------	---

Currently Taking Further PSE  <p>100% No</p>	Enrolment Status	Current Program Related to Program Completed at Sask Polytech
---	-------------------------	--

Type of Post-Secondary Institution Enroled in
--

Among the students who pursued further education, 25% indicated the program was not related to the one they completed at Sask Polytech. Common reasons cited by the graduates who were studying in an unrelated field were to be able to change career choice, to have more/better career choices, and difficulty of finding employment in their previous field of study.

Institutional Research and Analysis



2019-20 Graduate Follow-up Survey Summary of Results (page 1/5) Respondent Profile

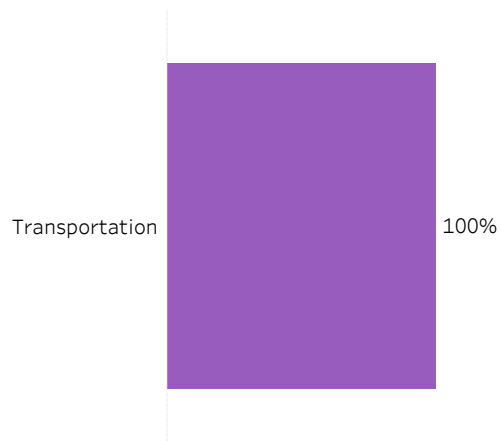


[Click on button to RESET Filters](#)

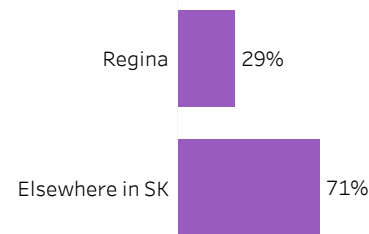
Number of Respondents
7

School: **Transportation** | Program: **Agricultural Equipment Tech** | Credential: **Certificate** | Admin Campus: **Saskatoon** | Base/CE: **Con Ed - Sask Polytech Delivered** | Indigenous: **Non-Indigenous**

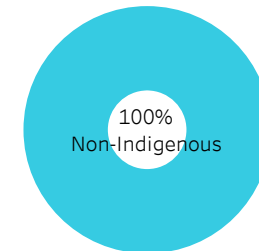
School



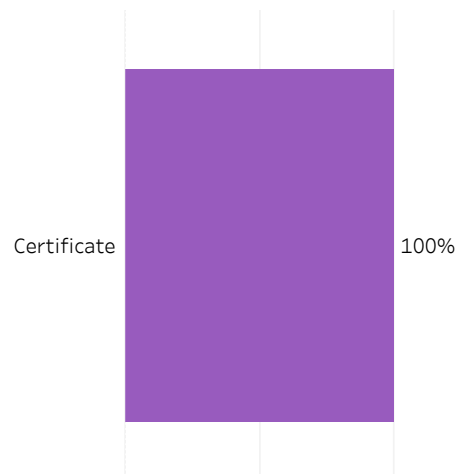
Location of Current Residence



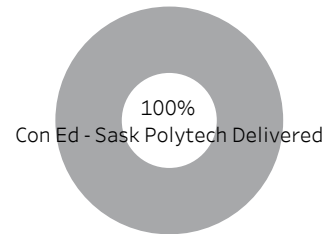
Indigenous Status



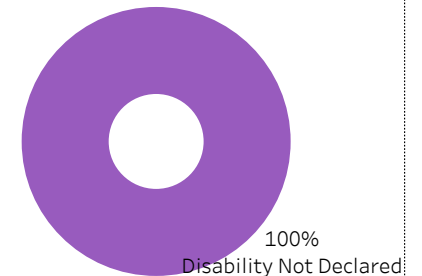
Credentials



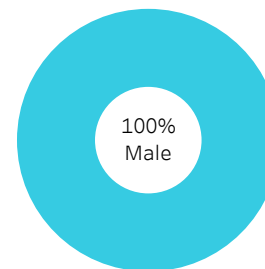
Base/CE



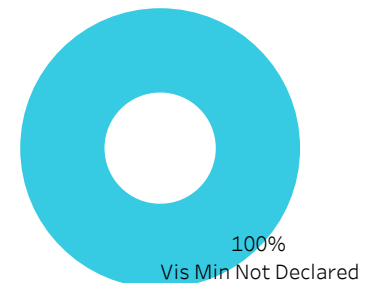
Disability



Gender



Visible Minority





2019-20 Graduate Follow-up Survey Summary of Results (page 2/5) Graduate Employment



[Click on button to RESET Filters](#)

Number of Respondents
7

School: **Transportation** | Program: **Agricultural Equipment Tech** | Credential: **Certificate** | Admin Campus: **Saskatoon** | Base/CE: **Con Ed - Sask Polytech Delivered** | Indigenous: **Non-Indigenous**

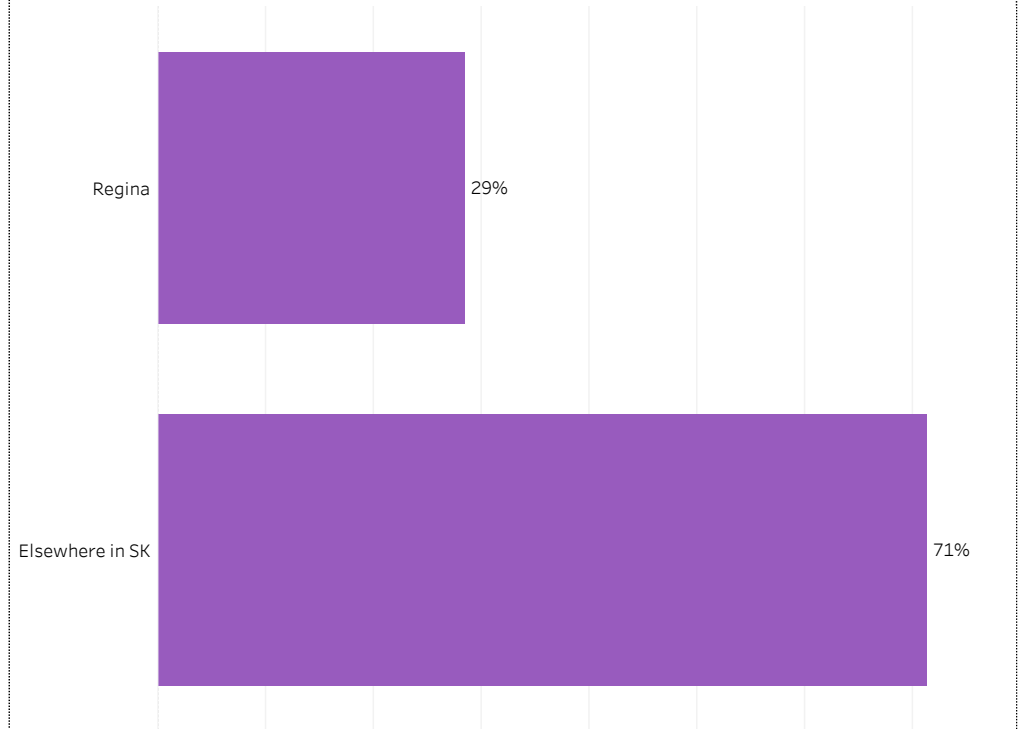
Overall Employment Rate

#Available Workforce	# of Grads Employed	Employment Rate	# of Fulltime Employed Grads	Full-time Employment Rate
7	7	100%	7	100%

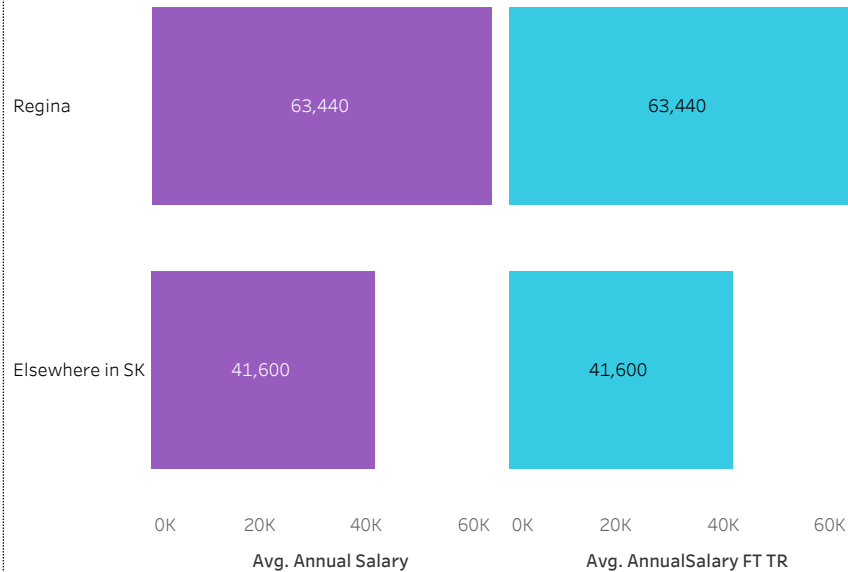
Training Related (TR) Employment

#Available Workforce	# of TR Employed Grads	TR Employment Rate	# of Fulltime TR Employed Grads	Full-time TR Employment Rate
7	6	86%	6	86%


Location of Employment



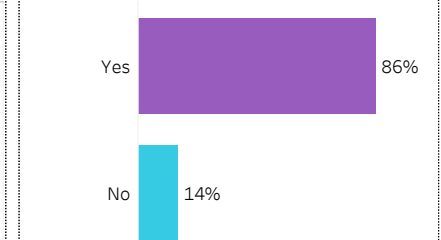
Average Salaries by Location of Employment



Average/Median Salary



Relatedness of Job to Training



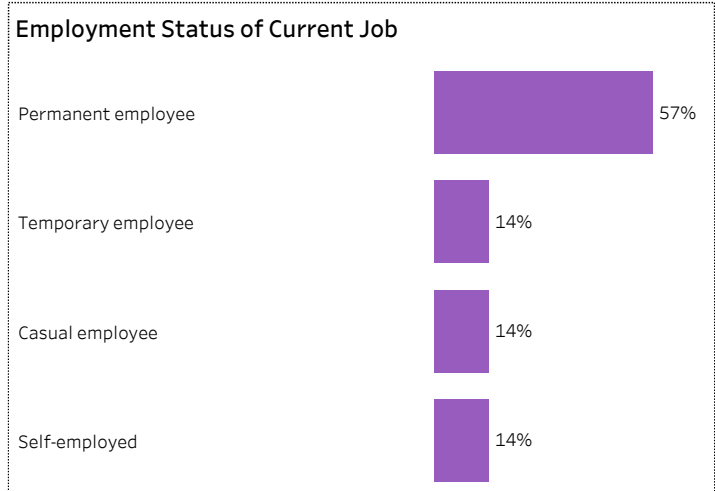
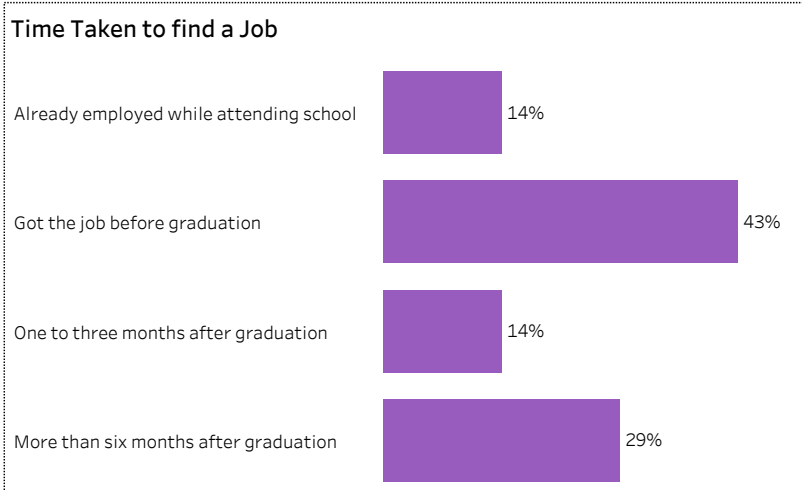
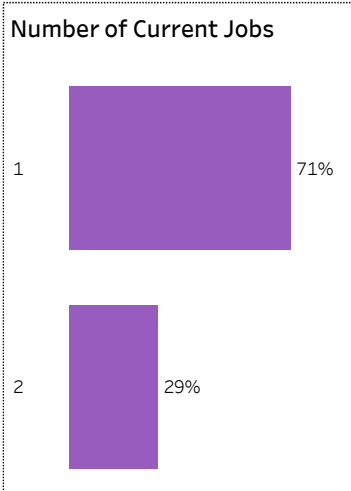
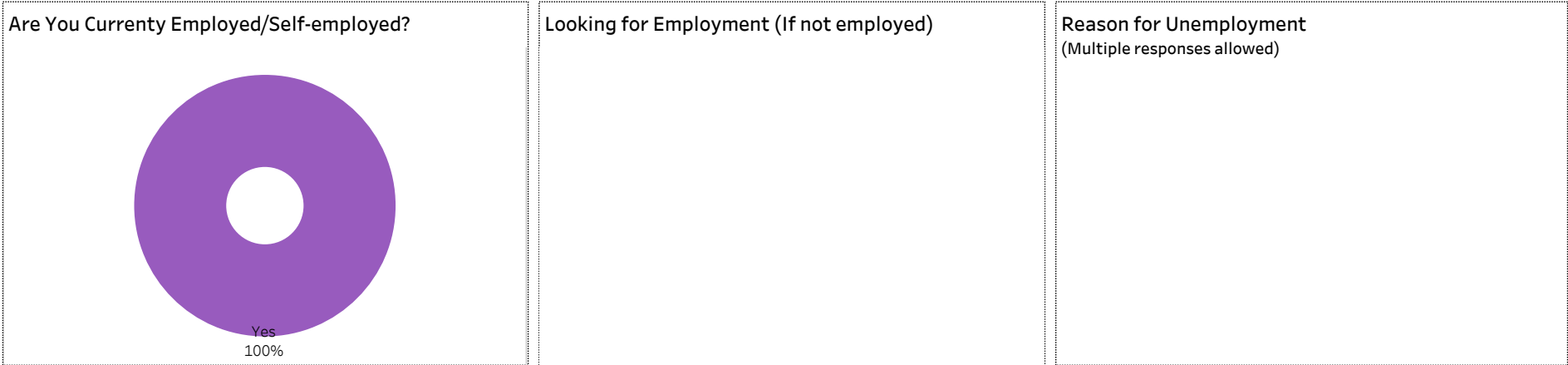


2019-20 Graduate Follow-up Survey
 Summary of Results (page 3/5)
 Graduate Employment (continued)



[Click on button to RESET Filters](#)

Number of Respondents: **7**
 School: **Transportation** | Program: **Agricultural Equipment Tech** | Credential: **Certificate** | Admin Campus: **Saskatoon** | Base/CE: **Con Ed - Sask Polytech Delivered** | Indigenous: **Non-Indigenous**





2019-20 Graduate Follow-up Survey Summary of Results (page 4/5) Satisfaction and Program Benefits

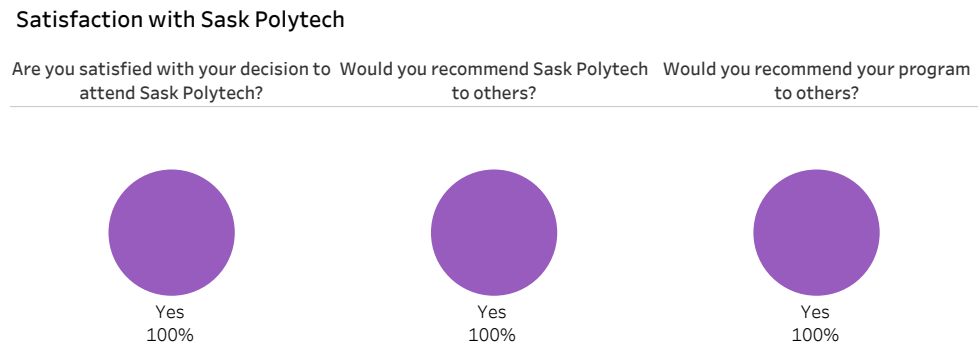


[Click on button to RESET Filters](#)

Number of Respondents 7	School: Transportation Program: Agricultural Equipment Tech Credential: Certificate Admin Campus: Saskatoon Base/CE: Con Ed - Sask Polytech Delivered Indigenous: Non-Indigenous
-----------------------------------	--

Level of Satisfaction	Very Satisfied & Somewhat Satisfied	<ul style="list-style-type: none"> ■ Very satisfied ■ Not sure ■ Somewhat satisfied ■ Very dissatisfied ■ Somewhat dissatisfied 	Program Benefits	A Great Extent & Some Extent	<ul style="list-style-type: none"> ■ No extent at all ■ Some extent ■ A great extent
------------------------------	-------------------------------------	---	-------------------------	------------------------------	--

Campus activities	100%	86%	14%	A great extent & S..	71%	29%
Campus facilities	100%	86%	14%	Improved earning potential	100%	
Educational experience at Sask Polytech	100%	71%	29%	Skills and knowledge relevant in the workplace	100%	
Instruction delivered	86%	57%	29%	Improved employment opportunities	86%	14%
Program	86%	86%	14%			
Relevance of your program to your field of employment	86%	86%	14%			
Student support services	86%	43%	43%			



Institutional Research and Analysis




2019-20 Graduate Follow-up Survey Summary of Results (page 5/5) Further Post-Secondary Education



[Click on button to RESET Filters](#)

Number of Respondents 7	School: Transportation Program: Agricultural Equipment Tech Credential: Certificate Admin Campus: Saskatoon Base/CE: Con Ed - Sask Polytech Delivered Indigenous: Non-Indigenous
-----------------------------------	--

Currently Taking Further PSE  <p>100% No</p>	Enrolment Status	Current Program Related to Program Completed at Sask Polytech
---	-------------------------	--

Type of Post-Secondary Institution Enroled in
--

Among the students who pursued further education, 25% indicated the program was not related to the one they completed at Sask Polytech. Common reasons cited by the graduates who were studying in an unrelated field were to be able to change career choice, to have more/better career choices, and difficulty of finding employment in their previous field of study.

Institutional Research and Analysis



2019-20 Graduate Follow-up Survey Summary of Results (page 1/5) Respondent Profile

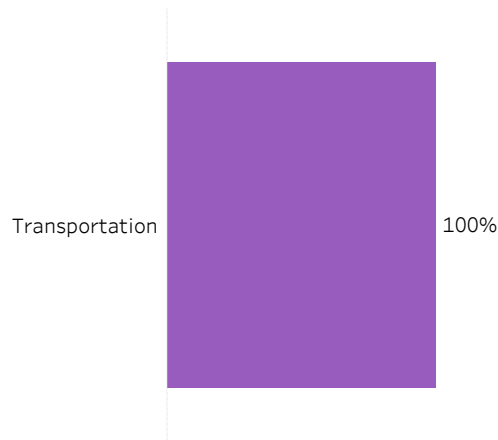


[Click on button to RESET Filters](#)

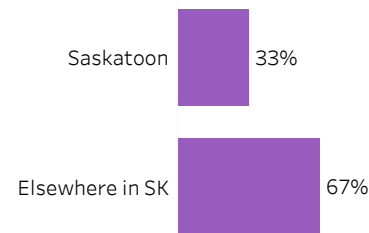
Number of Respondents
3

School: **Transportation** | Program: **Agricultural Equipment Tech** | Credential: **Certificate** | Admin Campus:
Saskatoon | Base/CE: **Con Ed - Brokered** | Indigenous: **Non-Indigenous**

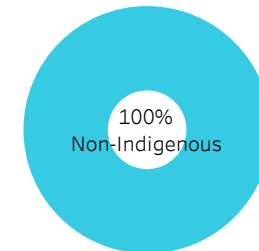
School



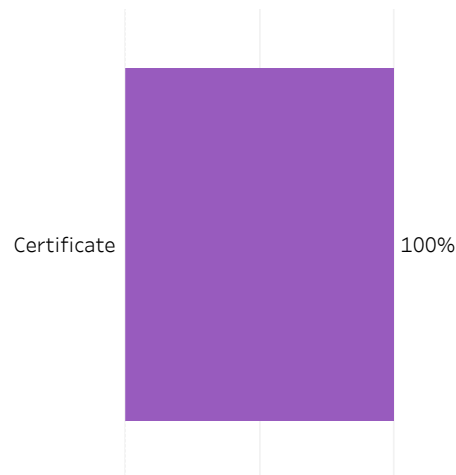
Location of Current Residence



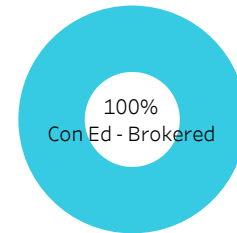
Indigenous Status



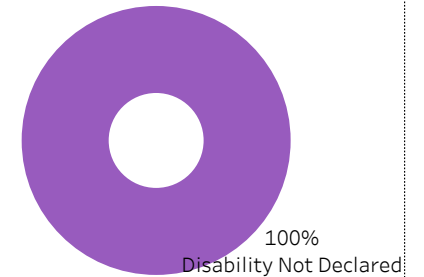
Credentials



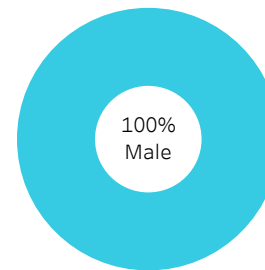
Base/CE



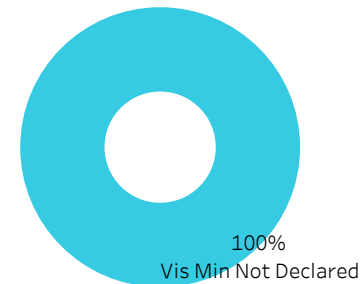
Disability



Gender



Visible Minority





2019-20 Graduate Follow-up Survey Summary of Results (page 2/5) Graduate Employment



[Click on button to RESET Filters](#)

Number of Respondents
3

School: **Transportation** | Program: **Agricultural Equipment Tech** | Credential: **Certificate** | Admin Campus: **Saskatoon** | Base/CE: **Con Ed - Brokered** | Indigenous: **Non-Indigenous**

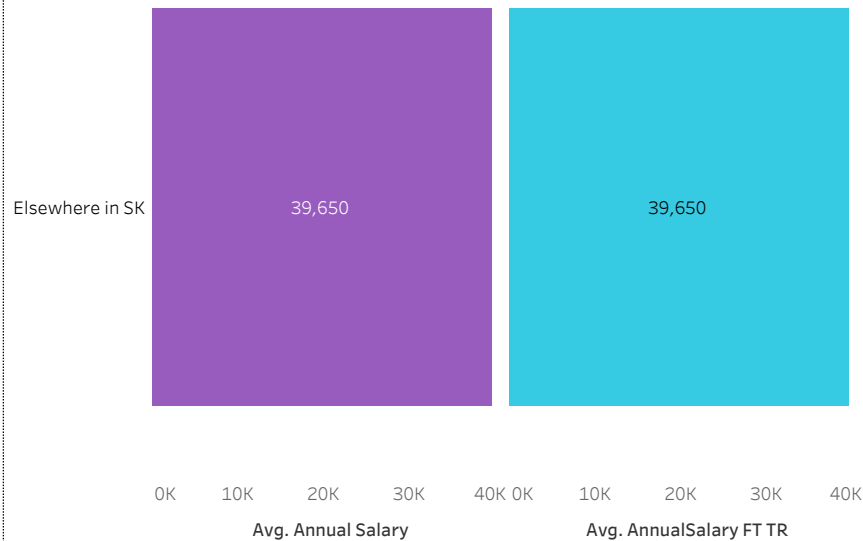
Overall Employment Rate

#Available Workforce	# of Grads Employed	Employment Rate	# of Fulltime Employed Grads	Full-time Employment Rate
3	3	100%	3	100%

Training Related (TR) Employment

#Available Workforce	# of TR Employed Grads	TR Employment Rate	# of Fulltime TR Employed Grads	Full-time TR Employment Rate
3	3	100%	3	100%

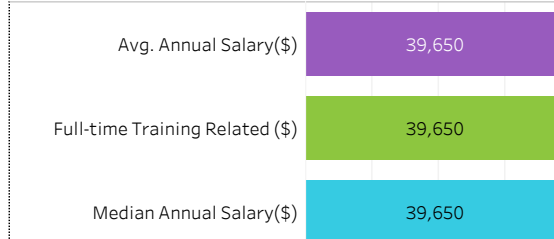
Average Salaries by Location of Employment



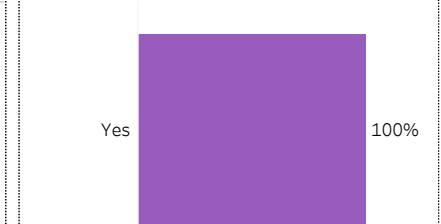
Location of Employment



Average/Median Salary



Relatedness of Job to Training





2019-20 Graduate Follow-up Survey

Summary of Results (page 3/5)

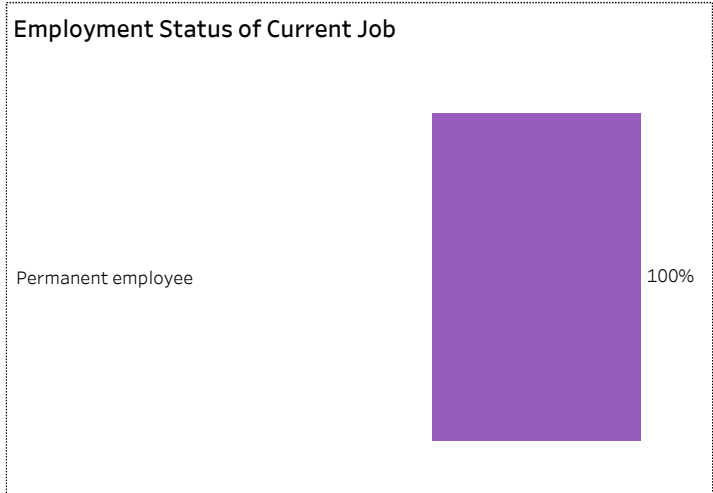
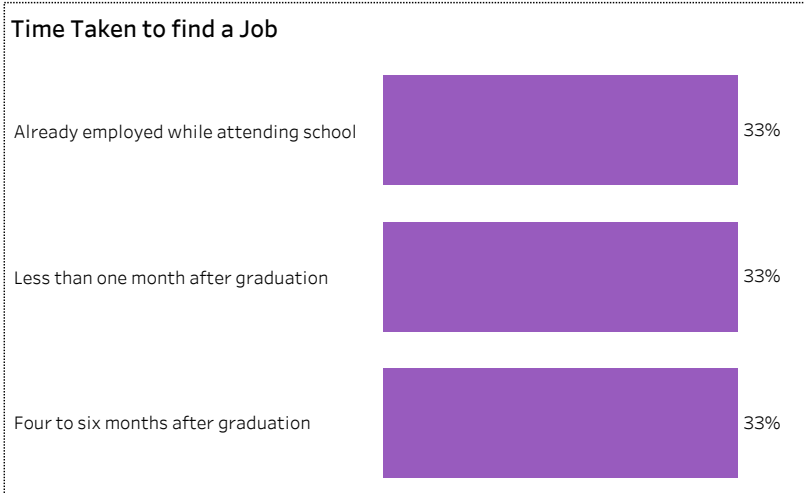
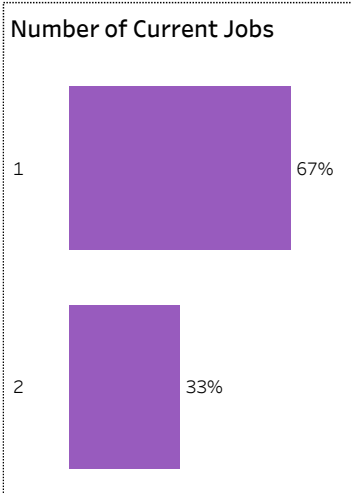

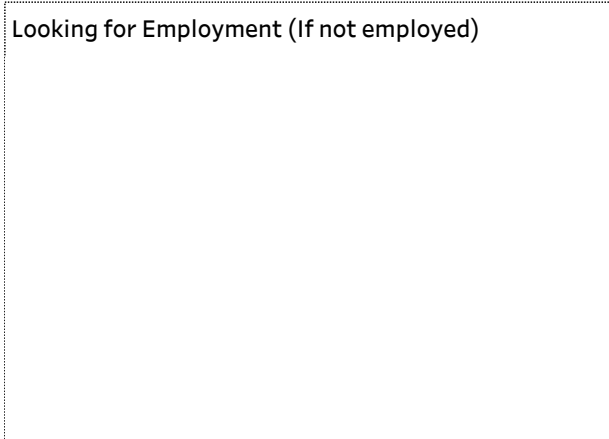
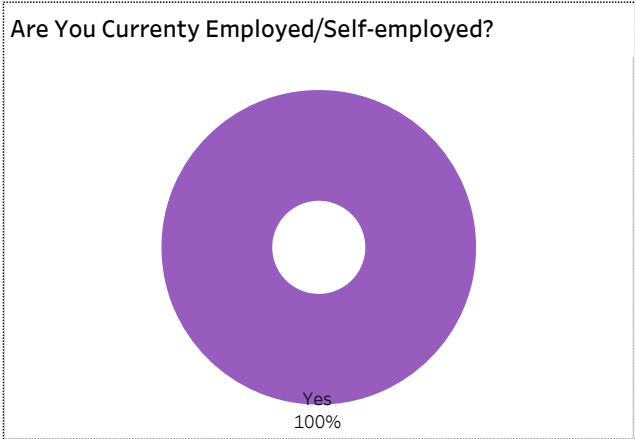
Graduate Employment (continued)



[Click on button to RESET Filters](#)

Number of Respondents: **3**

School: **Transportation** | Program: **Agricultural Equipment Tech** | Credential: **Certificate** | Admin Campus: **Saskatoon** | Base/CE: **Con Ed - Brokered** | Indigenous: **Non-Indigenous**





2019-20 Graduate Follow-up Survey Summary of Results (page 4/5) Satisfaction and Program Benefits

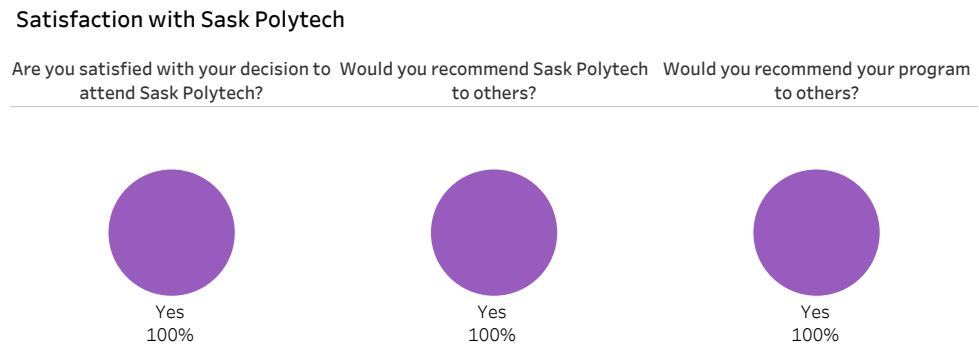


[Click on button to RESET Filters](#)

Number of Respondents 3	School: Transportation Program: Agricultural Equipment Tech Credential: Certificate Admin Campus: Saskatoon Base/CE: Con Ed - Brokered Indigenous: Non-Indigenous
-----------------------------------	---

Level of Satisfaction	Very Satisfied & Somewhat Satisfied	<ul style="list-style-type: none"> Very satisfied Somewhat satisfied Somewhat dissatisfied 	Program Benefits	<ul style="list-style-type: none"> Some extent A great extent
------------------------------	-------------------------------------	---	-------------------------	---

Category	Total	Satisfaction	Benefit	Benefit Extent	Benefit Extent Breakdown
Campus activities	100%	33% Very satisfied, 67% Somewhat satisfied	Improved earning potential	100%	67% A great extent, 33% Some extent
Campus facilities	100%	100% Very satisfied	Improved employment opportunities	100%	100% A great extent
Instruction delivered	100%	100% Very satisfied	Skills and knowledge relevant in the workplace	100%	100% A great extent
Educational experience at Sask Polytech	100%	100% Very satisfied			
Relevance of your program to your field of employment	100%	100% Very satisfied			
Student support services	100%	67% Very satisfied, 33% Somewhat satisfied			
Program	67%	67% Very satisfied, 33% Somewhat dissatisfied			



Institutional Research and Analysis




2019-20 Graduate Follow-up Survey Summary of Results (page 5/5) Further Post-Secondary Education



[Click on button to RESET Filters](#)

Number of Respondents 3	School: Transportation Program: Agricultural Equipment Tech Credential: Certificate Admin Campus: Saskatoon Base/CE: Con Ed - Brokered Indigenous: Non-Indigenous
-----------------------------------	---

Currently Taking Further PSE  <p>100% No</p>	Enrolment Status	Current Program Related to Program Completed at Sask Polytech
---	-------------------------	--

Type of Post-Secondary Institution Enroled in
--

Among the students who pursued further education, 25% indicated the program was not related to the one they completed at Sask Polytech. Common reasons cited by the graduates who were studying in an unrelated field were to be able to change career choice, to have more/better career choices, and difficulty of finding employment in their previous field of study.

Institutional Research and Analysis



2019-20 Graduate Follow-up Survey Summary of Results (page 1/5) Respondent Profile

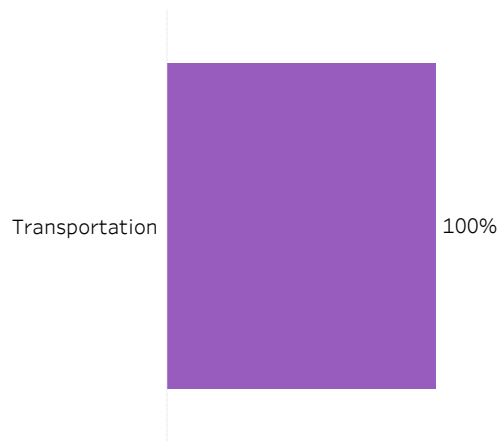


[Click on button to RESET Filters](#)

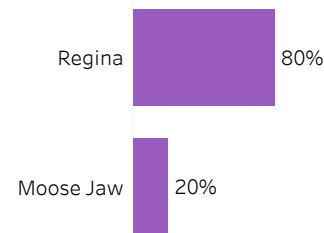
Number of Respondents
10

School: **Transportation** | Program: **Auto Body Technician** | Credential: **Certificate** | Admin Campus: **Regina** |
Base/CE: **Base** | Indigenous: **Non-Indigenous**

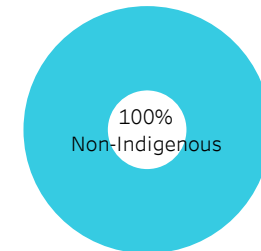
School



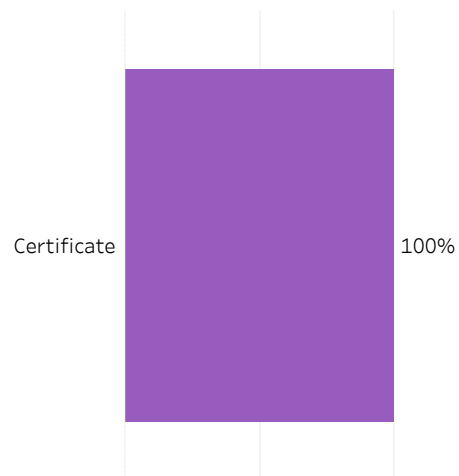
Location of Current Residence



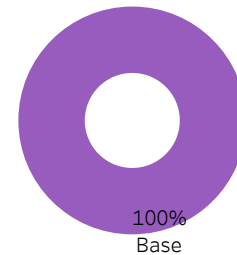
Indigenous Status



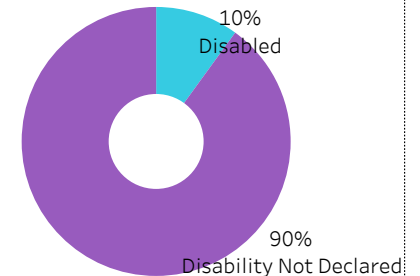
Credentials



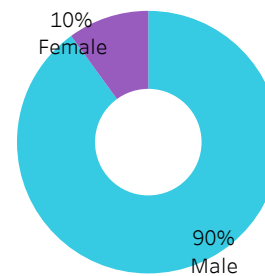
Base/CE



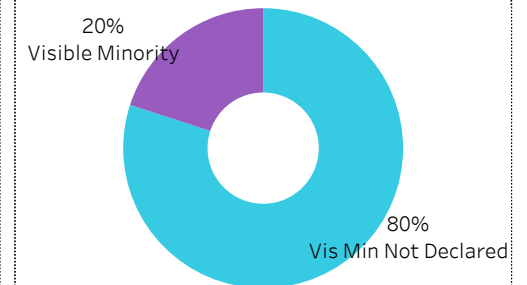
Disability



Gender



Visible Minority





2019-20 Graduate Follow-up Survey Summary of Results (page 2/5) Graduate Employment



[Click on button to RESET Filters](#)

Number of Respondents
10

School: **Transportation** | Program: **Auto Body Technician** | Credential: **Certificate** | Admin Campus: **Regina** | Base/CE: **Base** | Indigenous: **Non-Indigenous**

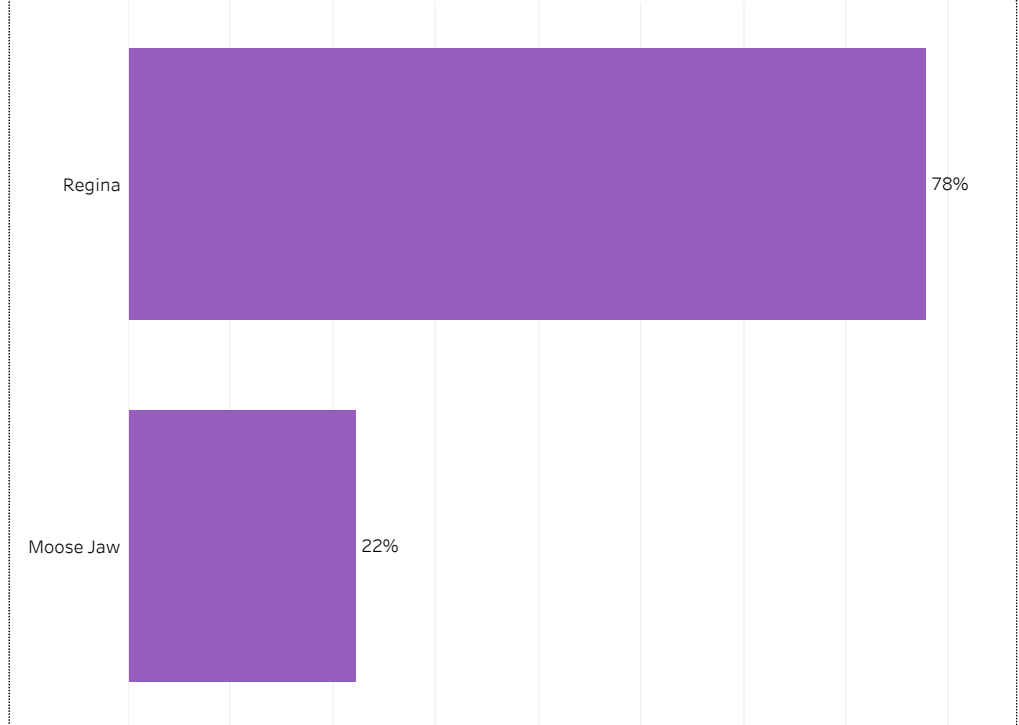
Overall Employment Rate

#Available Workforce	# of Grads Employed	Employment Rate	# of Fulltime Employed Grads	Full-time Employment Rate
9	9	100%	8	89%

Training Related (TR) Employment

#Available Workforce	# of TR Employed Grads	TR Employment Rate	# of Fulltime TR Employed Grads	Full-time TR Employment Rate
9	7	78%	7	78%


Location of Employment



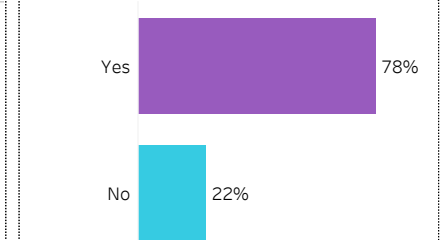
Average Salaries by Location of Employment



Average/Median Salary



Relatedness of Job to Training





2019-20 Graduate Follow-up Survey

Summary of Results (page 3/5)

Graduate Employment (continued)

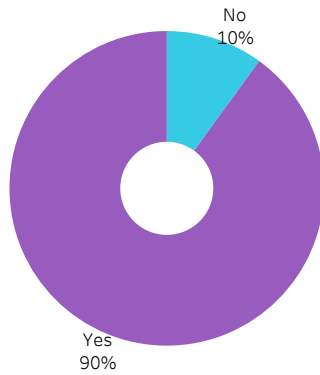


[Click on button to RESET Filters](#)

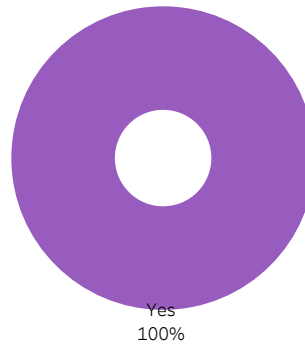
Number of Respondents
10

School: **Transportation** | Program: **Auto Body Technician** | Credential: **Certificate** | Admin Campus: **Regina** | Base/CE: **Base** |
Indigenous: **Non-Indigenous**

Are You Currently Employed/Self-employed?



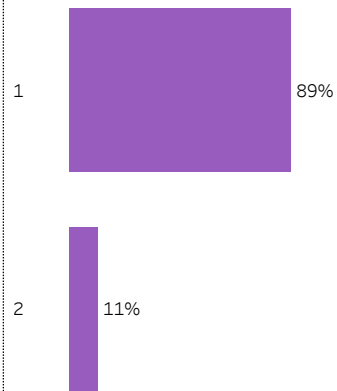
Looking for Employment (If not employed)



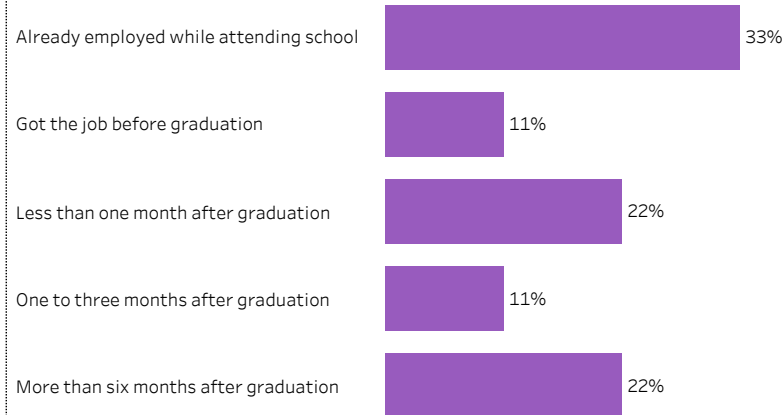
Reason for Unemployment (Multiple responses allowed)



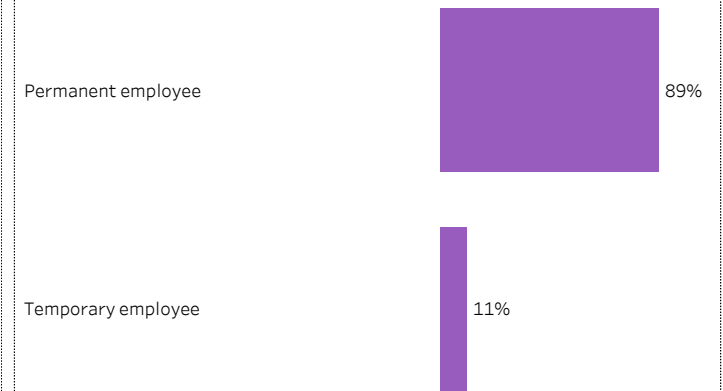
Number of Current Jobs



Time Taken to find a Job



Employment Status of Current Job





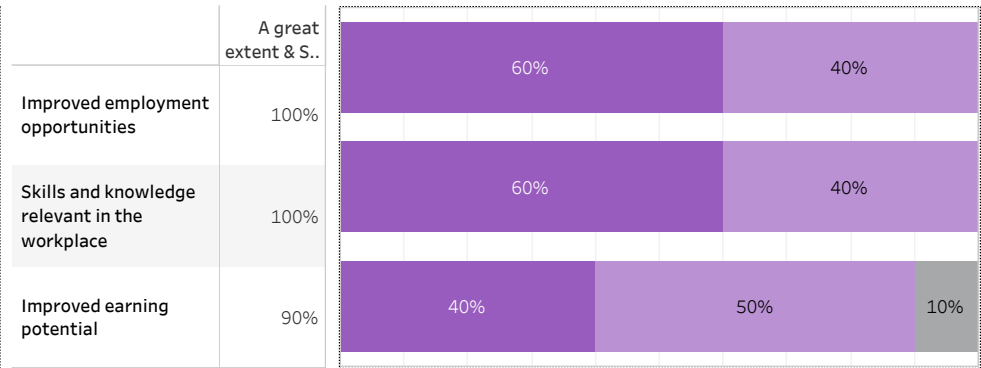
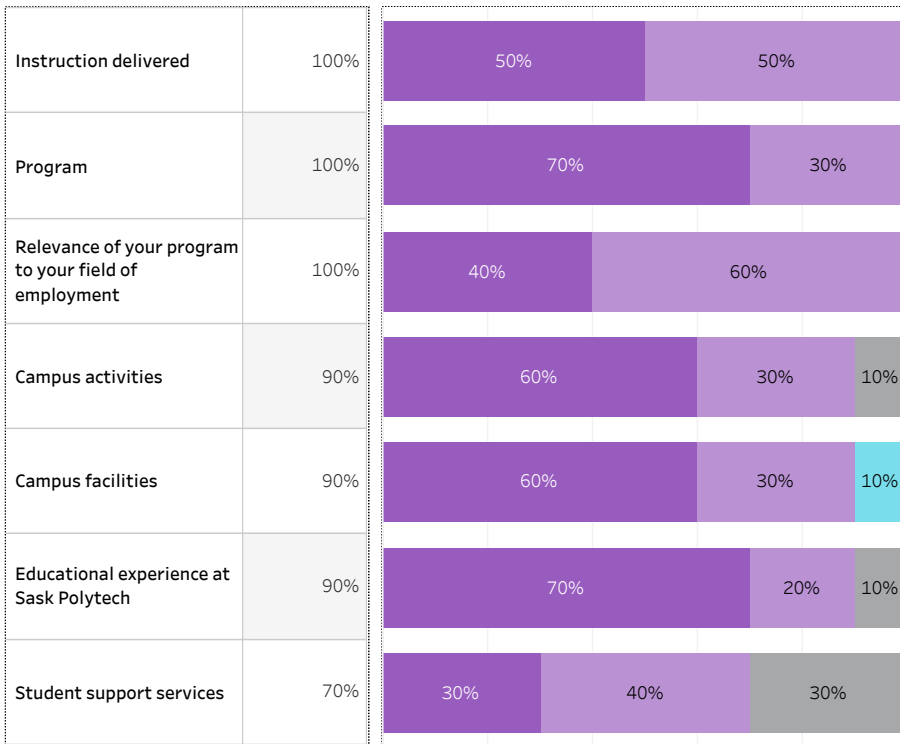
2019-20 Graduate Follow-up Survey Summary of Results (page 4/5) Satisfaction and Program Benefits



[Click on button to RESET Filters](#)

Number of Respondents 10	School: Transportation Program: Auto Body Technician Credential: Certificate Admin Campus: Regina Base/CE: Base Indigenous: Non-Indigenous
---	---

Level of Satisfaction	Very Satisfied & Somewhat Satisfied	<ul style="list-style-type: none"> Very satisfied Somewhat satisfied Somewhat dissatisfied Not sure 	Program Benefits	A Great Extent & Some Extent	<ul style="list-style-type: none"> Not sure Some extent A great extent
------------------------------	-------------------------------------	---	-------------------------	------------------------------	---



Satisfaction with Sask Polytech



Institutional Research and Analysis



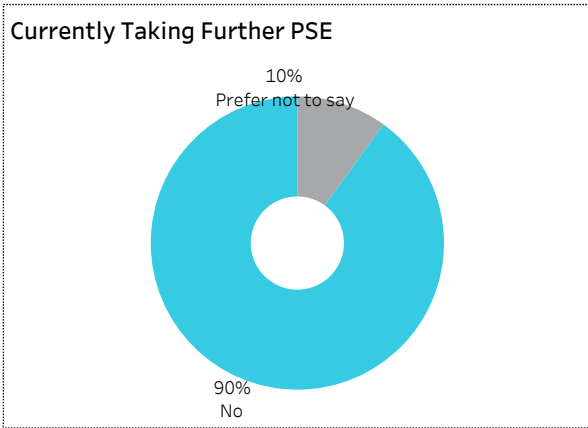
2019-20 Graduate Follow-up Survey Summary of Results (page 5/5) Further Post-Secondary Education



[Click on button to RESET Filters](#)

Number of Respondents
10

School: **Transportation** | Program: **Auto Body Technician** | Credential: **Certificate** | Admin Campus: **Regina** | Base/CE: **Base** |
Indigenous: **Non-Indigenous**



Enrolment Status

Current Program Related to Program Completed at Sask Polytech

Type of Post-Secondary Institution Enroled in

Among the students who pursued further education, 25% indicated the program was not related to the one they completed at Sask Polytech. Common reasons cited by the graduates who were studying in an unrelated field were to be able to change career choice, to have more/better career choices, and difficulty of finding employment in their previous field of study.

Institutional Research and Analysis



2019-20 Graduate Follow-up Survey Summary of Results (page 1/5) Respondent Profile

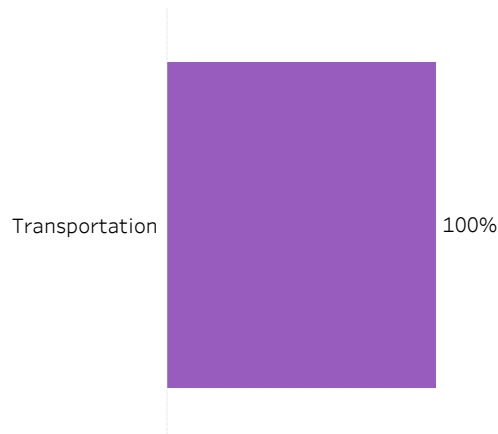


[Click on button to RESET Filters](#)

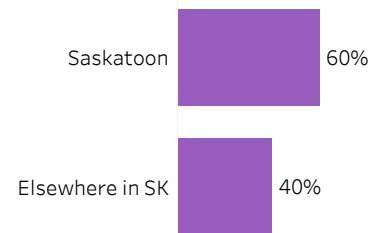
Number of Respondents
5

School: **Transportation** | Program: **Auto Body Technician** | Credential: **Certificate** | Admin Campus: **Saskatoon** |
Base/CE: **Base** | Indigenous: **All**

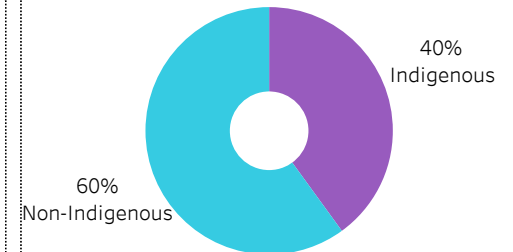
School



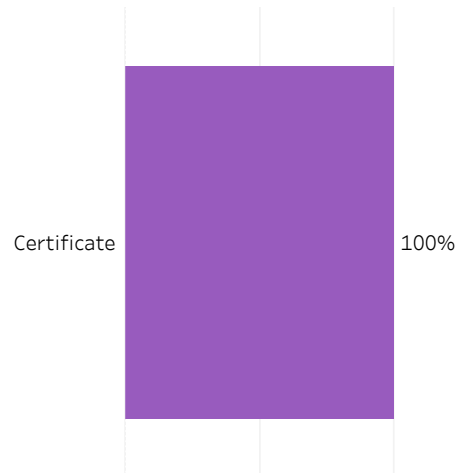
Location of Current Residence



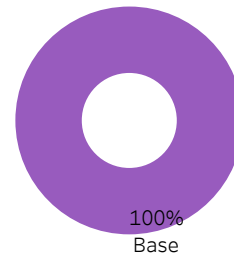
Indigenous Status



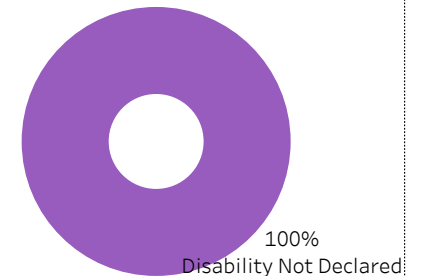
Credentials



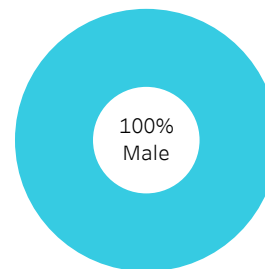
Base/CE



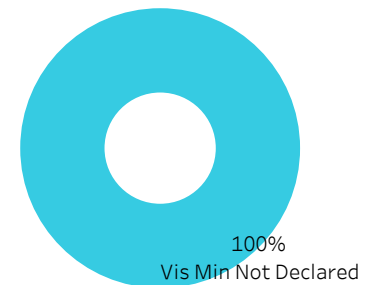
Disability



Gender



Visible Minority





2019-20 Graduate Follow-up Survey Summary of Results (page 2/5) Graduate Employment



[Click on button to RESET Filters](#)

Number of Respondents
5

School: **Transportation** | Program: **Auto Body Technician** | Credential: **Certificate** | Admin Campus: **Saskatoon** | Base/CE: **Base** | Indigenous: **All**

Overall Employment Rate

#Available Workforce	# of Grads Employed	Employment Rate	# of Fulltime Employed Grads	Full-time Employment Rate
5	4	80%	4	80%

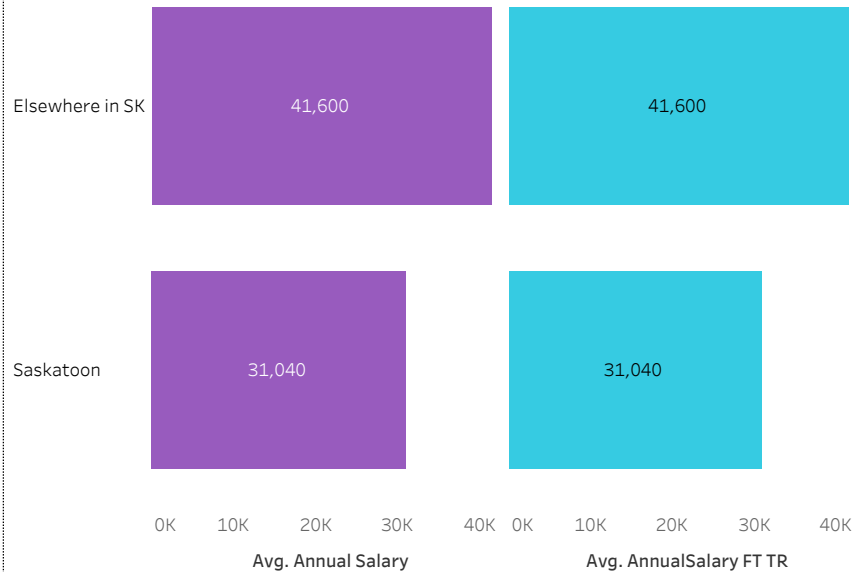
Training Related (TR) Employment

#Available Workforce	# of TR Employed Grads	TR Employment Rate	# of Fulltime TR Employed Grads	Full-time TR Employment Rate
5	4	80%	4	80%

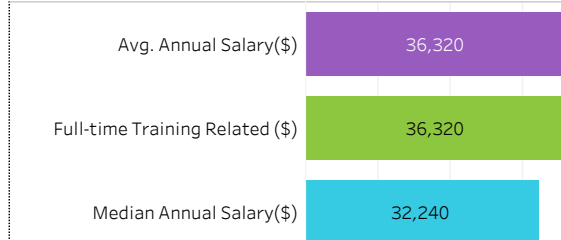
Location of Employment



Average Salaries by Location of Employment



Average/Median Salary



Relatedness of Job to Training



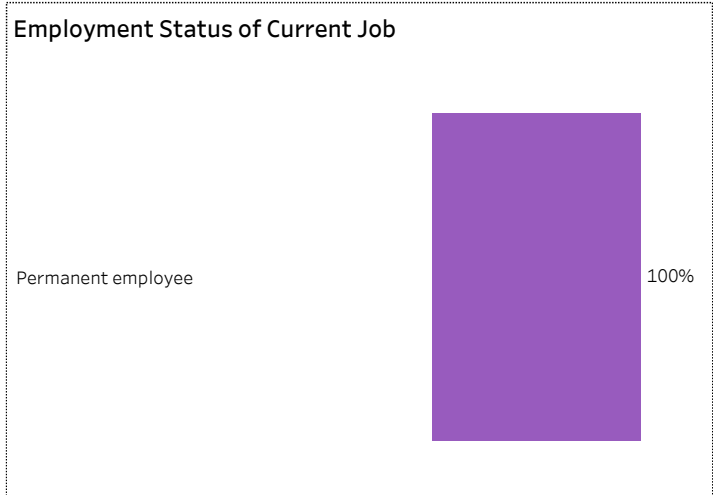
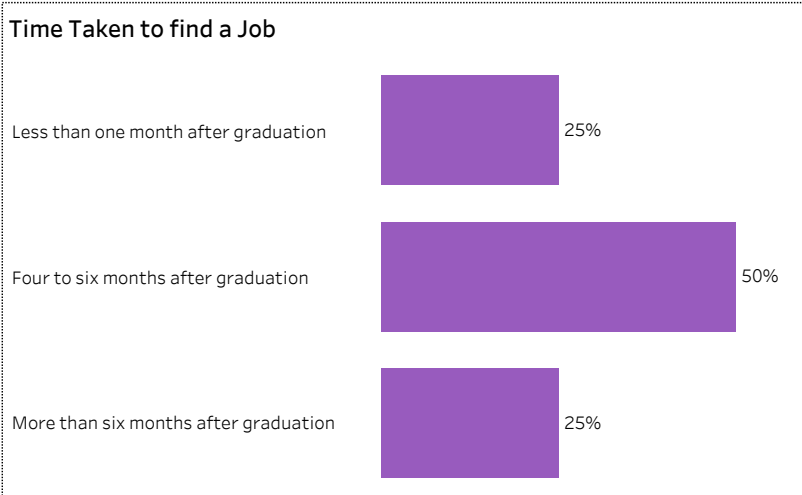
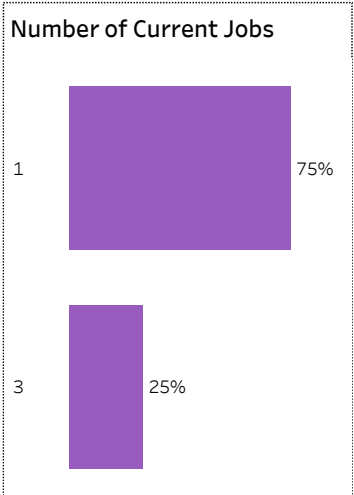
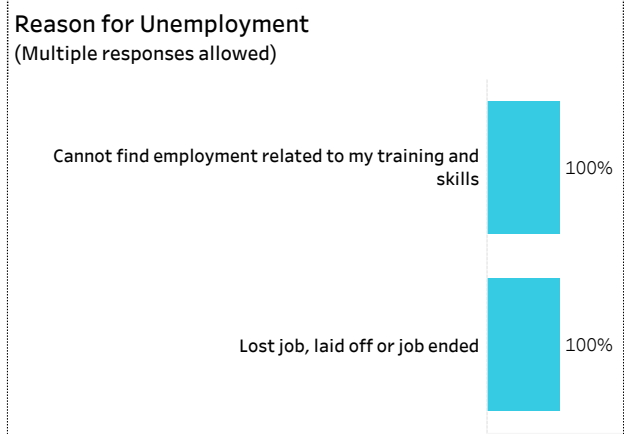
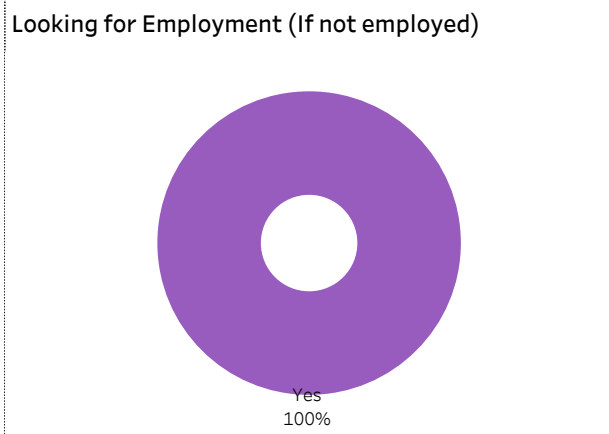
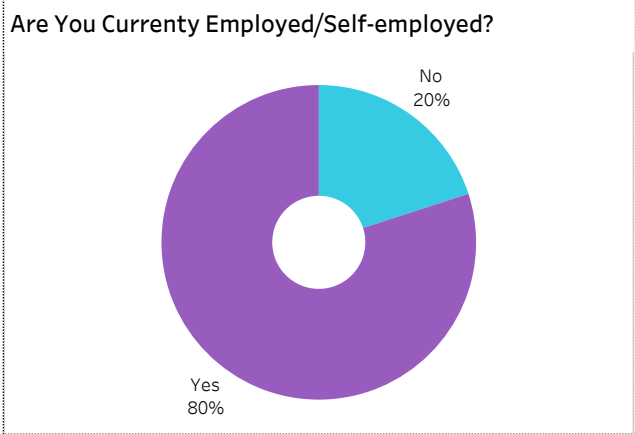


2019-20 Graduate Follow-up Survey Summary of Results (page 3/5) Graduate Employment (continued)



[Click on button to RESET Filters](#)

Number of Respondents **5** | School: **Transportation** | Program: **Auto Body Technician** | Credential: **Certificate** | Admin Campus: **Saskatoon** | Base/CE: **Base** | Indigenous: **All**





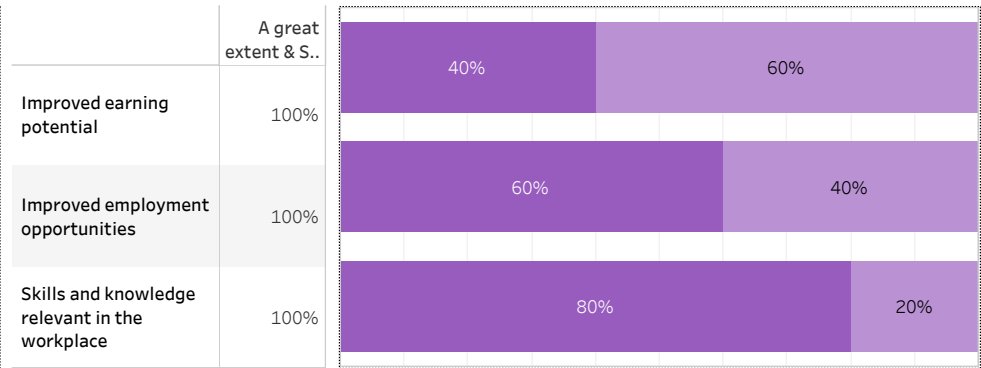
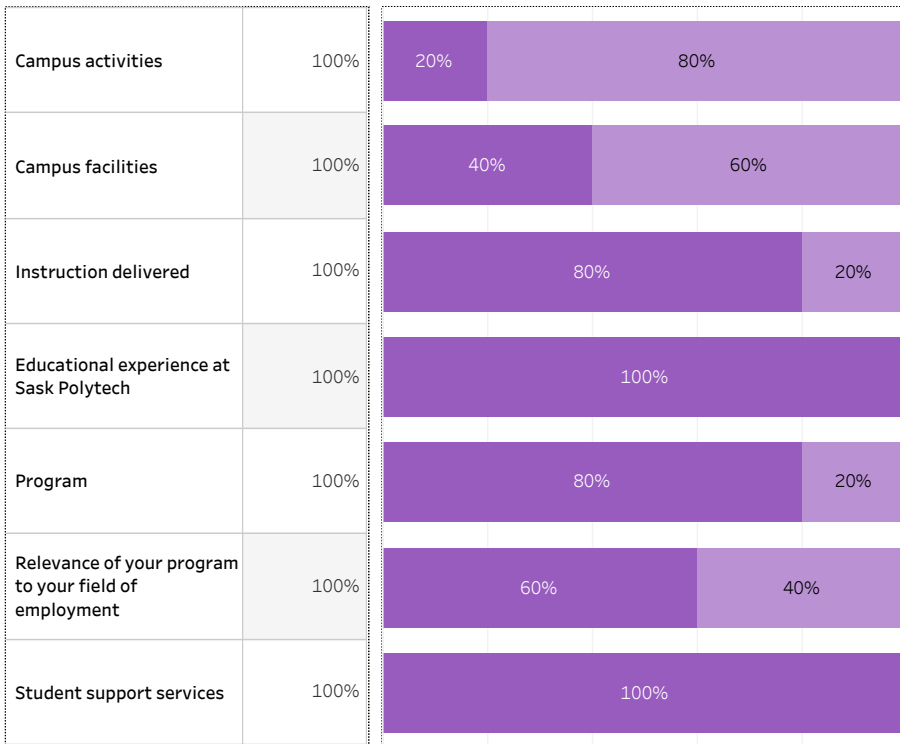
2019-20 Graduate Follow-up Survey Summary of Results (page 4/5) Satisfaction and Program Benefits



Click on button to RESET Filters

Number of Respondents 5	School: Transportation Program: Auto Body Technician Credential: Certificate Admin Campus: Saskatoon Base/CE: Base Indigenous: All
-----------------------------------	---

Level of Satisfaction	Very Satisfied & Somewhat Satisfied	<ul style="list-style-type: none"> Very satisfied Somewhat satisfied 	Program Benefits	A Great Extent & Some Extent	<ul style="list-style-type: none"> Some extent A great extent



Satisfaction with Sask Polytech

Are you satisfied with your decision to attend Sask Polytech? Would you recommend Sask Polytech to others? Would you recommend your program to others?



Yes
100%



Yes
100%



Yes
100%

Institutional Research and Analysis




2019-20 Graduate Follow-up Survey Summary of Results (page 5/5) Further Post-Secondary Education



[Click on button to RESET Filters](#)

Number of Respondents 5	School: Transportation Program: Auto Body Technician Credential: Certificate Admin Campus: Saskatoon Base/CE: Base Indigenous: All
-----------------------------------	---

Currently Taking Further PSE  <p>100% No</p>	Enrolment Status	Current Program Related to Program Completed at Sask Polytech
---	-------------------------	--

Type of Post-Secondary Institution Enroled in
--

Among the students who pursued further education, 25% indicated the program was not related to the one they completed at Sask Polytech. Common reasons cited by the graduates who were studying in an unrelated field were to be able to change career choice, to have more/better career choices, and difficulty of finding employment in their previous field of study.

Institutional Research and Analysis



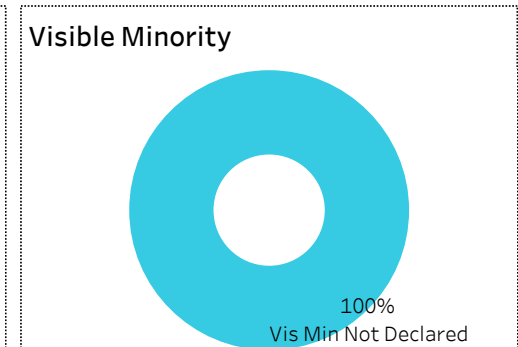
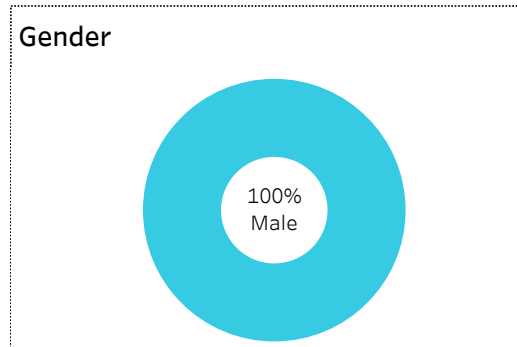
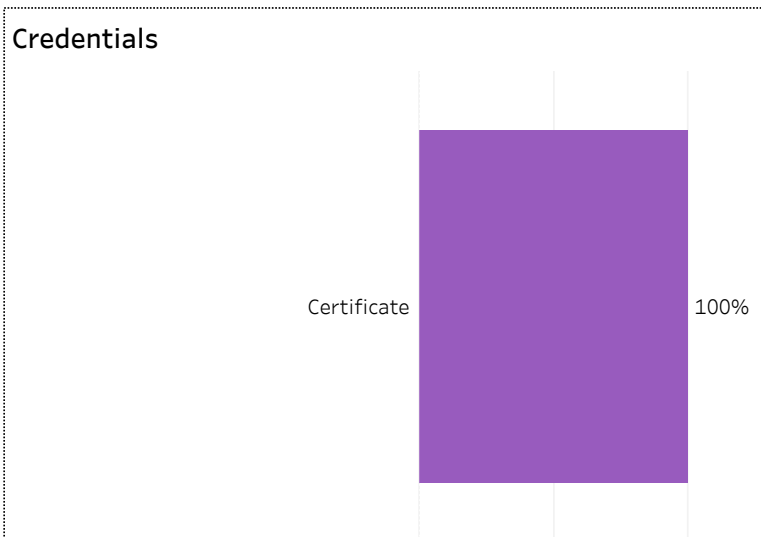
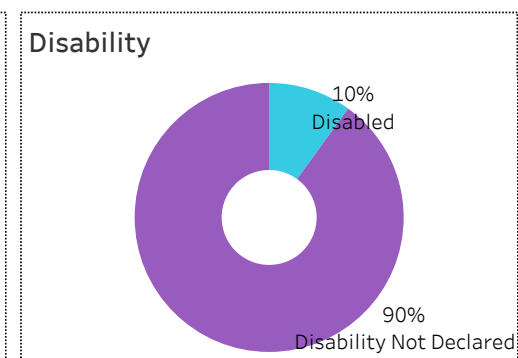
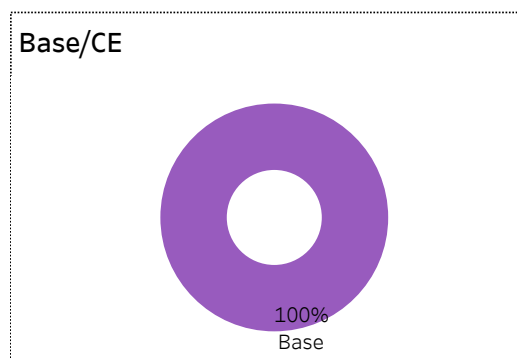
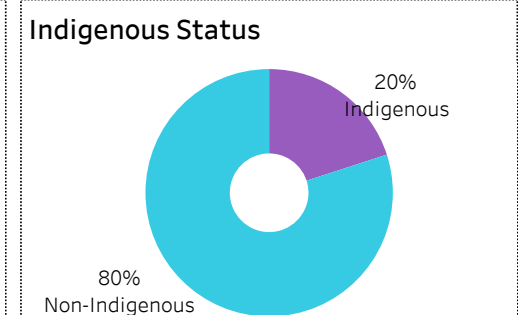
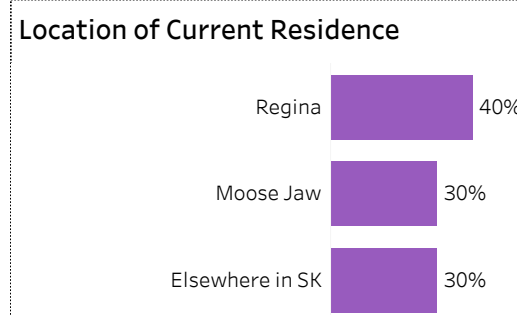

2019-20 Graduate Follow-up Survey Summary of Results (page 1/5) Respondent Profile



[Click on button to RESET Filters](#)

Number of Respondents
10

School: **Transportation** | Program: **Automotive Service Technician** | Credential: **Certificate** | Admin Campus:
Moose Jaw | Base/CE: **Base** | Indigenous: **All**





2019-20 Graduate Follow-up Survey Summary of Results (page 2/5) Graduate Employment



[Click on button to RESET Filters](#)

Number of Respondents
10

School: **Transportation** | Program: **Automotive Service Technician** | Credential: **Certificate** | Admin Campus: **Moose Jaw** | Base/CE: **Base** |
Indigenous: **All**

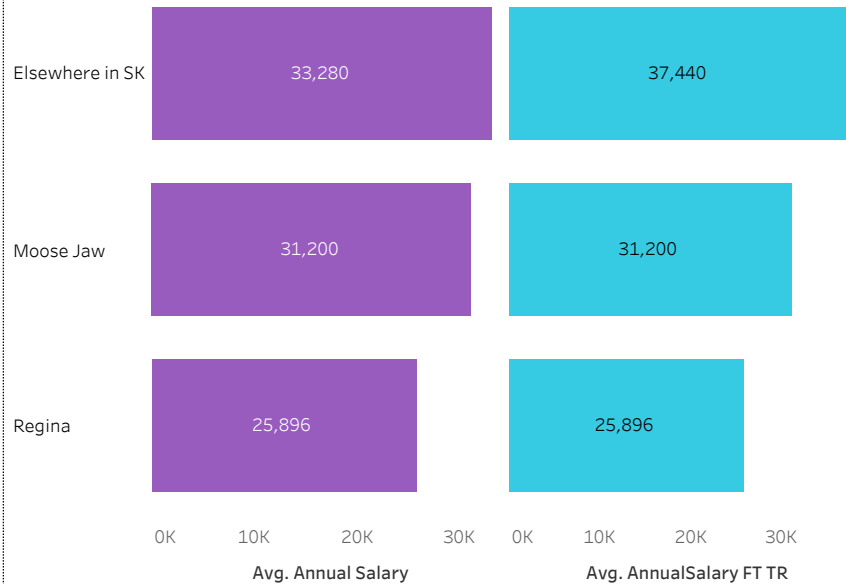
Overall Employment Rate

#Available Workforce	# of Grads Employed	Employment Rate	# of Fulltime Employed Grads	Full-time Employment Rate
9	8	89%	8	89%

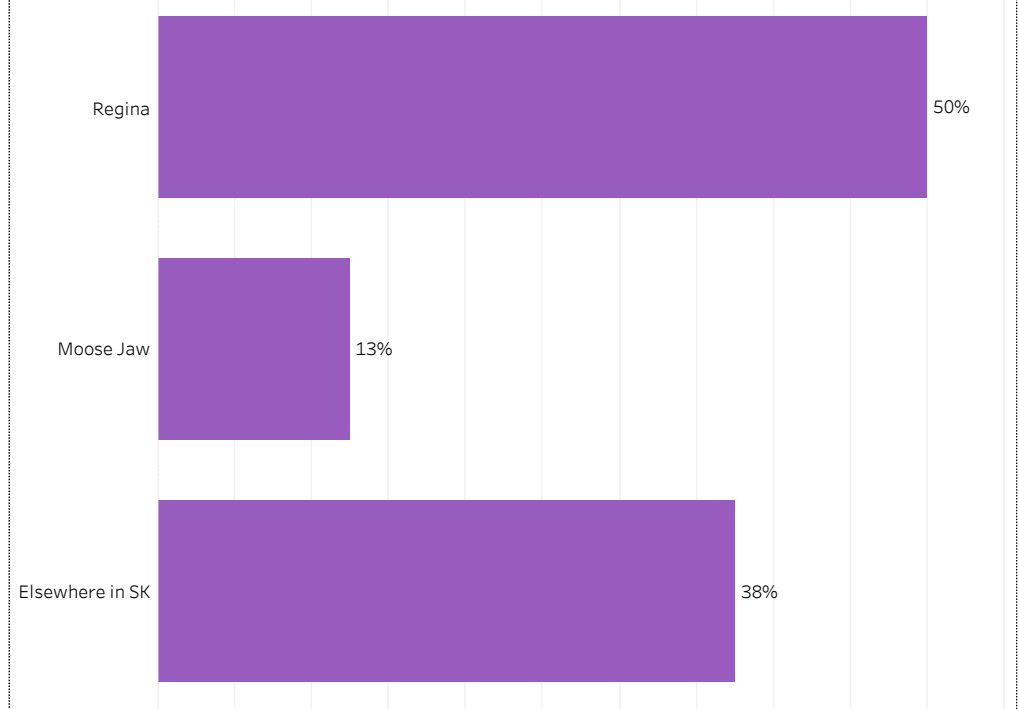
Training Related (TR) Employment

#Available Workforce	# of TR Employed Grads	TR Employment Rate	# of Fulltime TR Employed Grads	Full-time TR Employment Rate
9	6	67%	6	67%


Average Salaries by Location of Employment



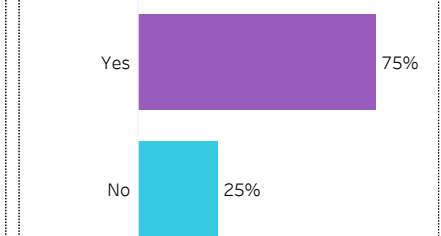
Location of Employment



Average/Median Salary



Relatedness of Job to Training





2019-20 Graduate Follow-up Survey

Summary of Results (page 3/5)

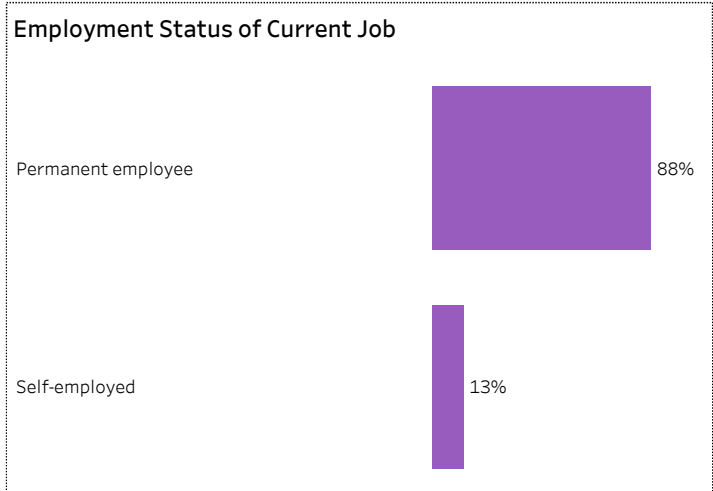
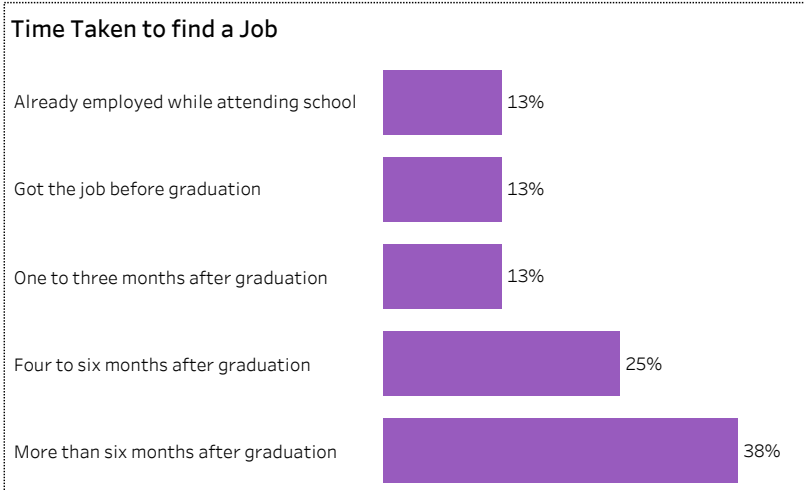
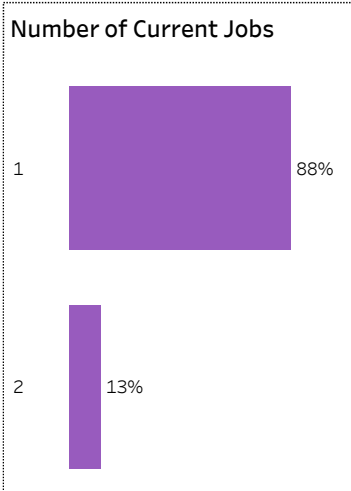
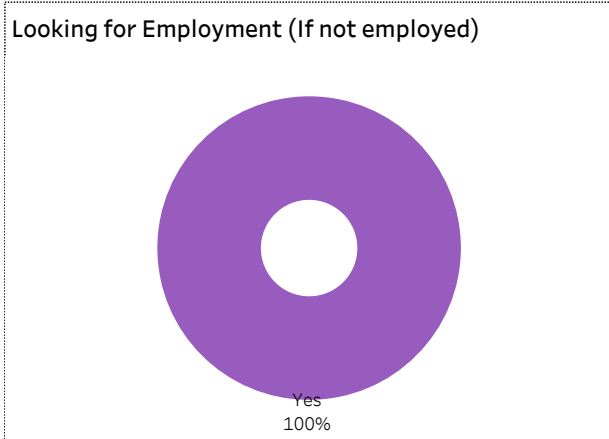
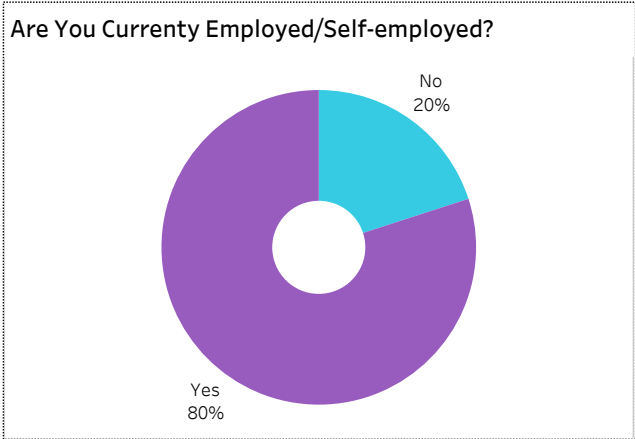
Graduate Employment (continued)



[Click on button to RESET Filters](#)

Number of Respondents: **10**

School: **Transportation** | Program: **Automotive Service Technician** | Credential: **Certificate** | Admin Campus: **Moose Jaw** | Base/CE: **Base** | Indigenous: **All**





2019-20 Graduate Follow-up Survey Summary of Results (page 4/5) Satisfaction and Program Benefits



[Click on button to RESET Filters](#)

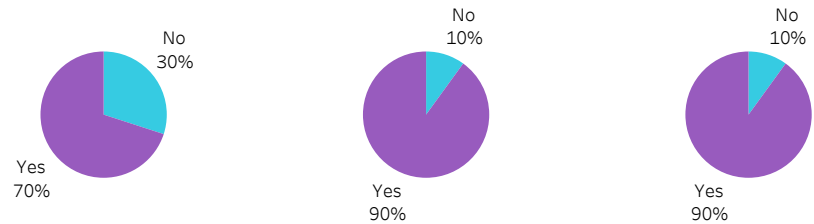
Number of Respondents 10	School: Transportation Program: Automotive Service Technician Credential: Certificate Admin Campus: Moose Jaw Base/CE: Base Indigenous: All
------------------------------------	---

Level of Satisfaction	Very Satisfied & Somewhat Satisfied	<ul style="list-style-type: none"> Very satisfied Somewhat satisfied Very dissatisfied 	Program Benefits	<ul style="list-style-type: none"> A Great Extent & Some Extent No extent at all Some extent A great extent
------------------------------	-------------------------------------	---	-------------------------	---

Campus activities	100%		<table border="1"> <tr> <td></td> <td>A great extent & S..</td> <td> </td> </tr> <tr> <td>Skills and knowledge relevant in the workplace</td> <td>90%</td> <td> </td> </tr> <tr> <td>Improved employment opportunities</td> <td>80%</td> <td> </td> </tr> <tr> <td>Improved earning potential</td> <td>70%</td> <td> </td> </tr> </table>		A great extent & S..		Skills and knowledge relevant in the workplace	90%		Improved employment opportunities	80%		Improved earning potential	70%	
	A great extent & S..														
Skills and knowledge relevant in the workplace	90%														
Improved employment opportunities	80%														
Improved earning potential	70%														
Campus facilities	100%														
Instruction delivered	100%														
Educational experience at Sask Polytech	100%														
Program	100%														
Student support services	100%														
Relevance of your program to your field of employment	90%														

Satisfaction with Sask Polytech

Are you satisfied with your decision to attend Sask Polytech? Would you recommend Sask Polytech to others? Would you recommend your program to others?



Institutional Research and Analysis

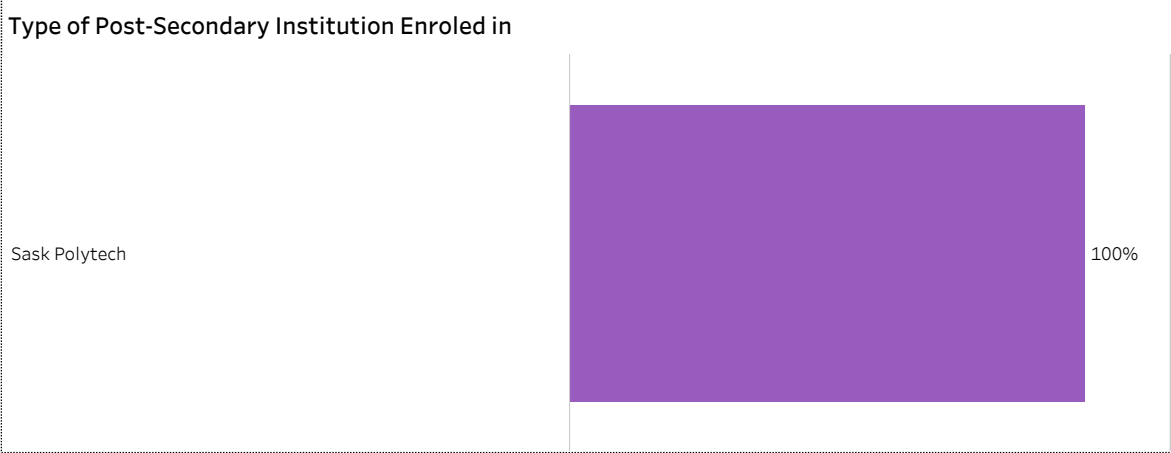
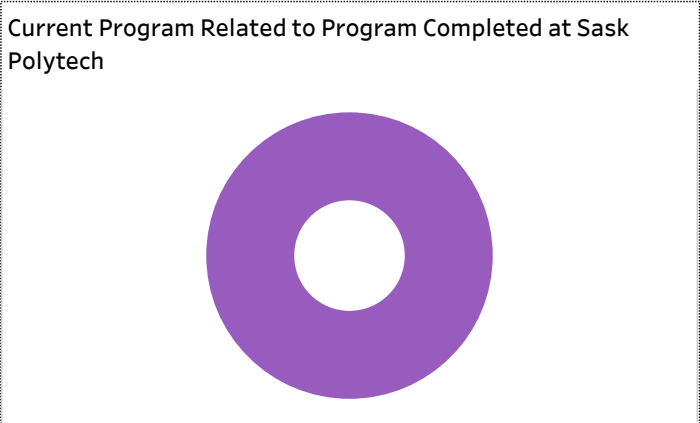

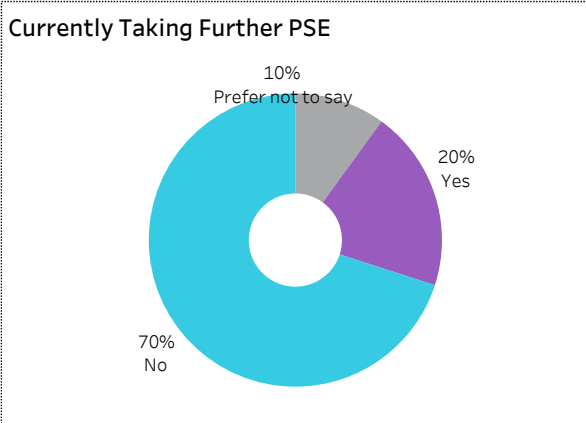


2019-20 Graduate Follow-up Survey Summary of Results (page 5/5) Further Post-Secondary Education



[Click on button to RESET Filters](#)

Number of Respondents: **10**
School: **Transportation** | Program: **Automotive Service Technician** | Credential: **Certificate** | Admin Campus: **Moose Jaw** | Base/CE: **Base** | Indigenous: **All**



Among the students who pursued further education, 25% indicated the program was not related to the one they completed at Sask Polytech. Common reasons cited by the graduates who were studying in an unrelated field were to be able to change career choice, to have more/better career choices, and difficulty of finding employment in their previous field of study.

Institutional Research and Analysis

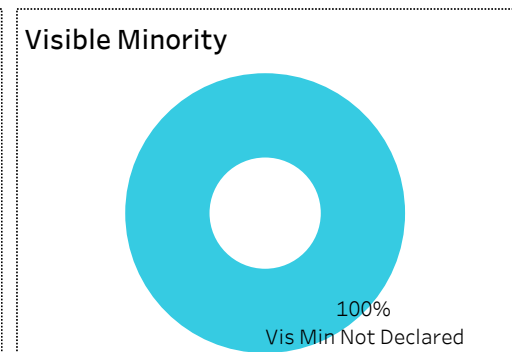
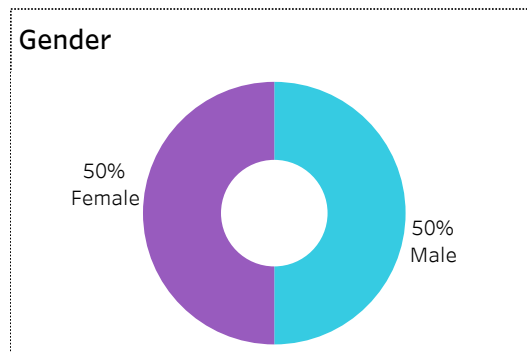
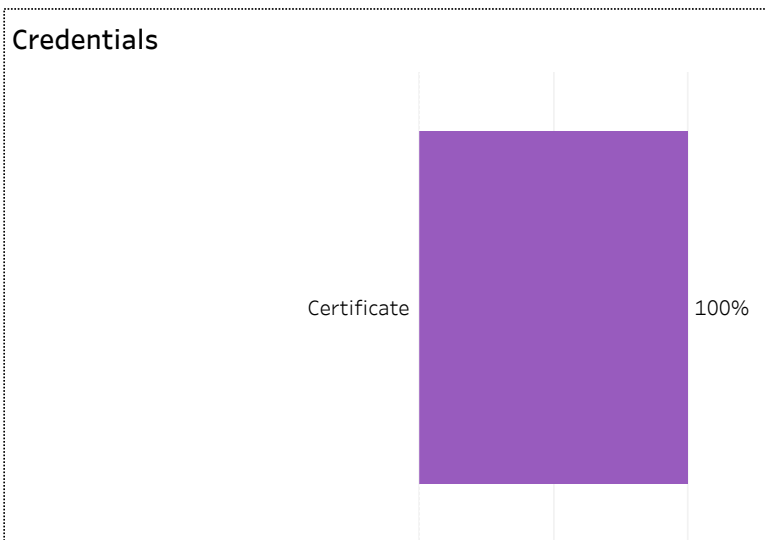
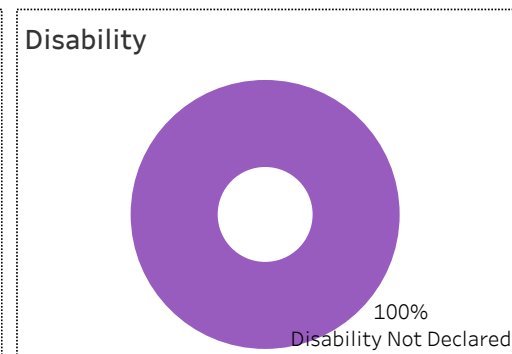

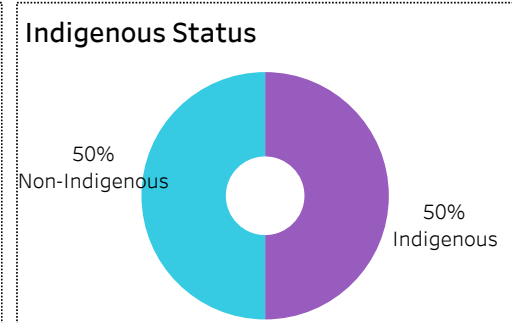
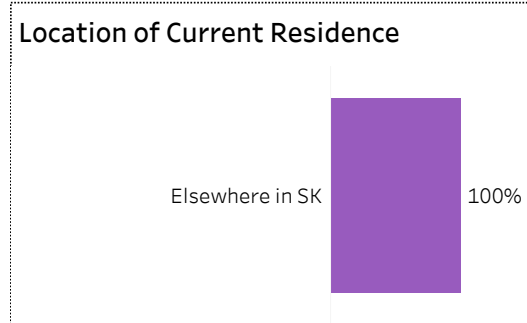



2019-20 Graduate Follow-up Survey Summary of Results (page 1/5) Respondent Profile



[Click on button to RESET Filters](#)

Number of Respondents: **2**
School: **Transportation** | Program: **Automotive Service Technician** | Credential: **Certificate** | Admin Campus: **Moose Jaw** | Base/CE: **Con Ed - Brokered** | Indigenous: **All**





2019-20 Graduate Follow-up Survey Summary of Results (page 2/5) Graduate Employment



[Click on button to RESET Filters](#)

Number of Respondents
2

School: **Transportation** | Program: **Automotive Service Technician** | Credential: **Certificate** | Admin Campus: **Moose Jaw** | Base/CE: **Con Ed - Brokered** | Indigenous: **All**

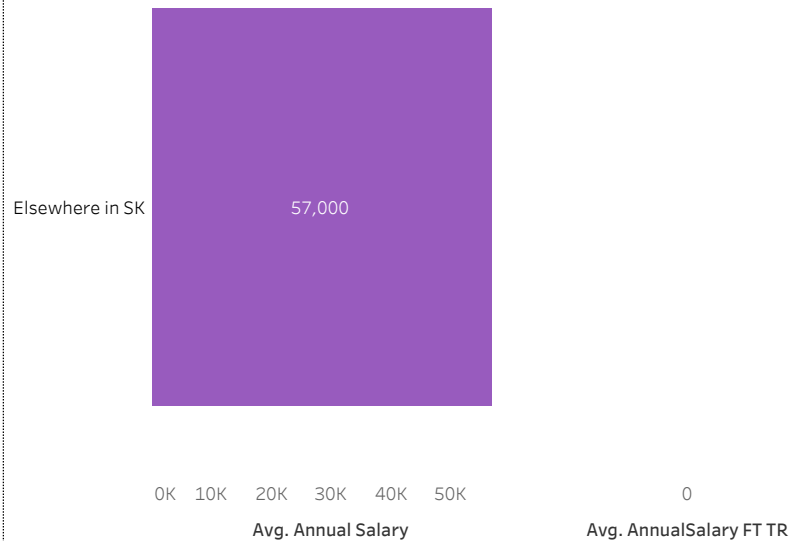
Overall Employment Rate

#Available Workforce	# of Grads Employed	Employment Rate	# of Fulltime Employed Grads	Full-time Employment Rate
2	1	50%	1	50%

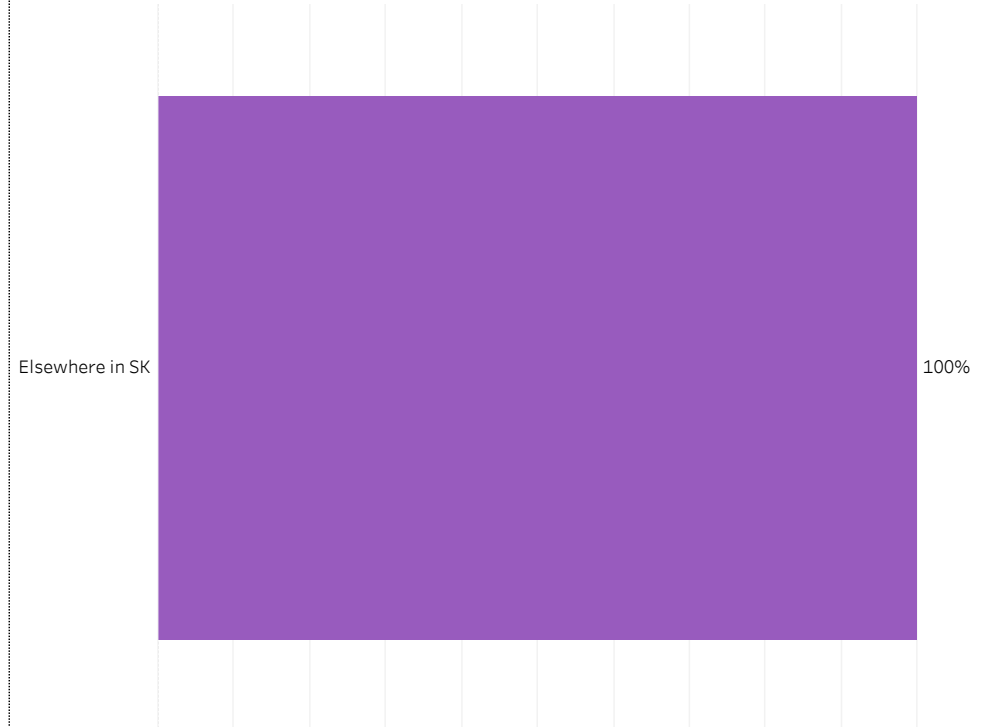
Training Related (TR) Employment

#Available Workforce	# of TR Employed Grads	TR Employment Rate	# of Fulltime TR Employed Grads	Full -time TR Employment Rate
2	0	0%	0	0%

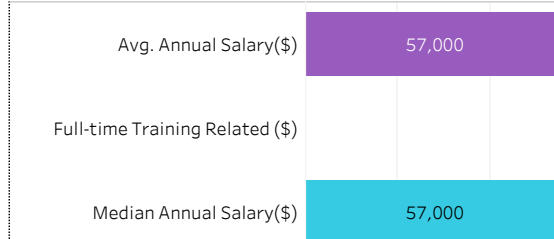
Average Salaries by Location of Employment




Location of Employment



Average/Median Salary



Relatedness of Job to Training





2019-20 Graduate Follow-up Survey

Summary of Results (page 3/5)

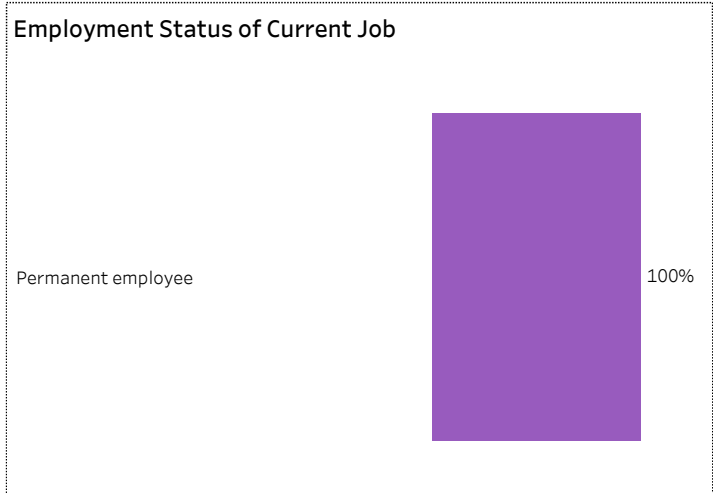
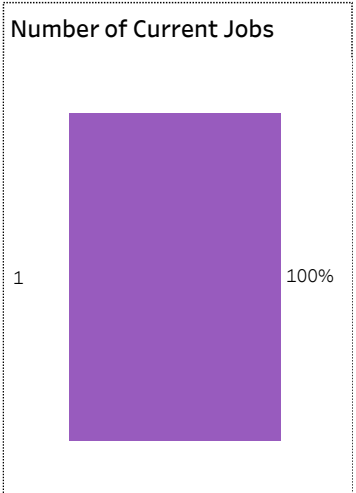
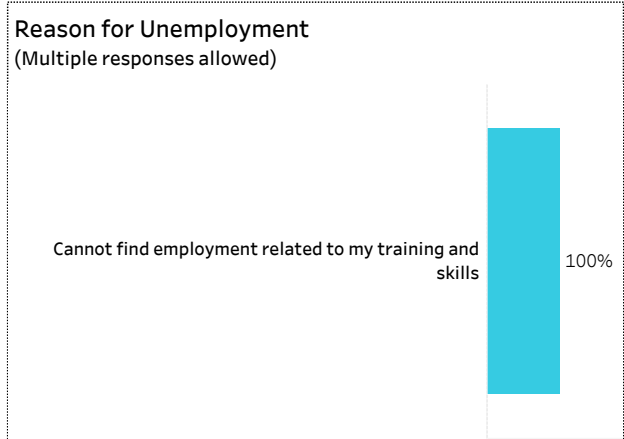
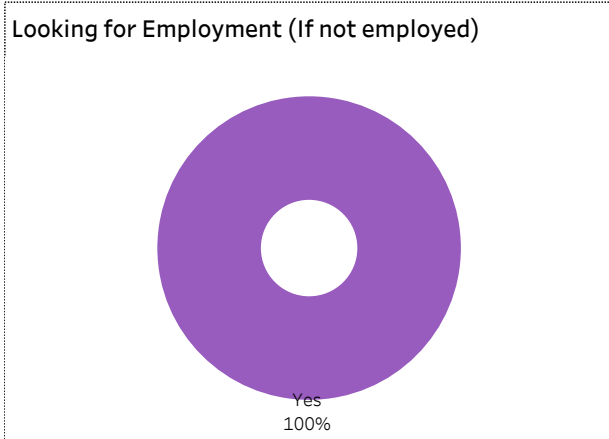
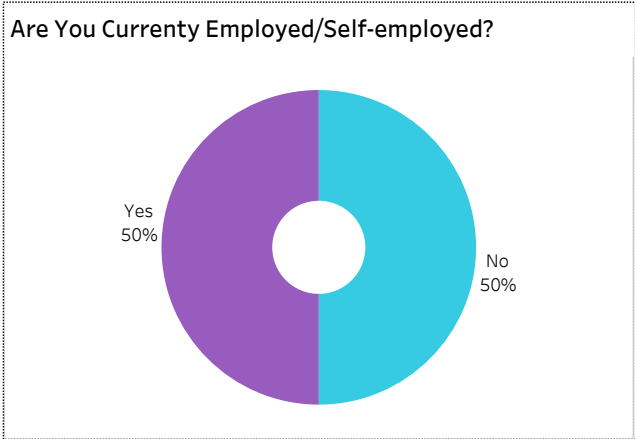
Graduate Employment (continued)



[Click on button to RESET Filters](#)

Number of Respondents: **2**

School: **Transportation** | Program: **Automotive Service Technician** | Credential: **Certificate** | Admin Campus: **Moose Jaw** | Base/CE: **Con Ed - Brokered** | Indigenous: **All**





2019-20 Graduate Follow-up Survey Summary of Results (page 4/5) Satisfaction and Program Benefits



Click on button to RESET Filters

Number of Respondents 2	School: Transportation Program: Automotive Service Technician Credential: Certificate Admin Campus: Moose Jaw Base/CE: Con Ed - Brokered Indigenous: All
-----------------------------------	--

Level of Satisfaction	Very Satisfied & Somewhat Satisfied	<ul style="list-style-type: none"> Very satisfied Somewhat satisfied Somewhat dissatisfied 	Program Benefits	A Great Extent & Some Extent	<ul style="list-style-type: none"> Some extent A great extent
------------------------------	-------------------------------------	---	-------------------------	------------------------------	---

Instruction delivered	100%	100%	Improved earning potential	A great extent & S..	50%	50%
Educational experience at Sask Polytech	100%	100%	Improved employment opportunities	100%		100%
Program	100%	100%	Skills and knowledge relevant in the workplace	100%		100%
Relevance of your program to your field of employment	100%	50%				

Student support services	100%	100%	Satisfaction with Sask Polytech		
Campus activities	50%	50%	Are you satisfied with your decision to attend Sask Polytech?	Would you recommend Sask Polytech to others?	Would you recommend your program to others?
Campus facilities	50%	50%	Yes 100%	Yes 100%	Yes 100%

Institutional Research and Analysis




2019-20 Graduate Follow-up Survey Summary of Results (page 5/5) Further Post-Secondary Education



[Click on button to RESET Filters](#)

Number of Respondents 2	School: Transportation Program: Automotive Service Technician Credential: Certificate Admin Campus: Moose Jaw Base/CE: Con Ed - Brokered Indigenous: All
-----------------------------------	--

Currently Taking Further PSE  <p>100% No</p>	Enrolment Status	Current Program Related to Program Completed at Sask Polytech
---	-------------------------	--

Type of Post-Secondary Institution Enroled in
--

Among the students who pursued further education, 25% indicated the program was not related to the one they completed at Sask Polytech. Common reasons cited by the graduates who were studying in an unrelated field were to be able to change career choice, to have more/better career choices, and difficulty of finding employment in their previous field of study.

Institutional Research and Analysis



2019-20 Graduate Follow-up Survey Summary of Results (page 1/5) Respondent Profile

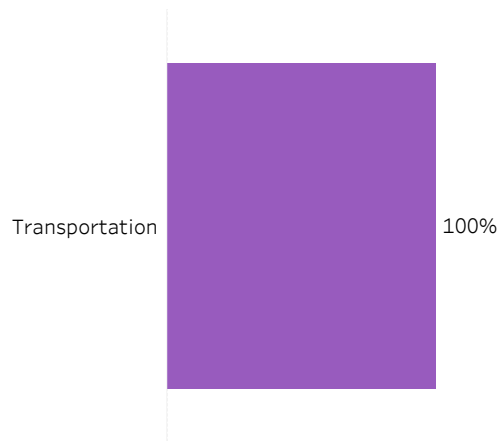


[Click on button to RESET Filters](#)

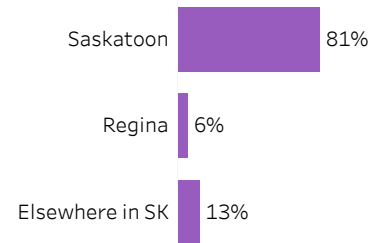
Number of Respondents
16

School: **Transportation** | Program: **Automotive Service Technician** | Credential: **Certificate** | Admin Campus: **Saskatoon** | Base/CE: **Base** | Indigenous: **Non-Indigenous**

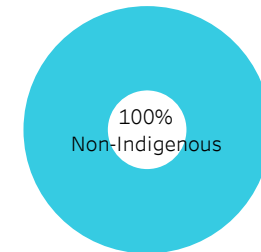
School



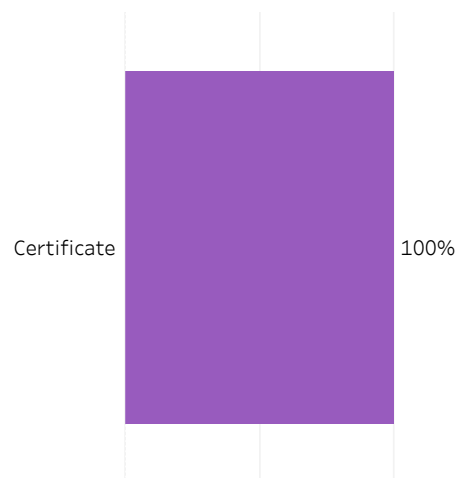
Location of Current Residence



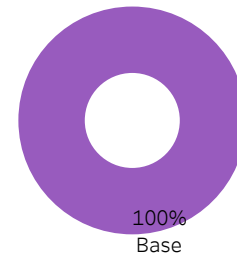
Indigenous Status



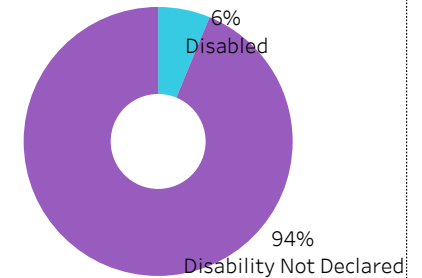
Credentials



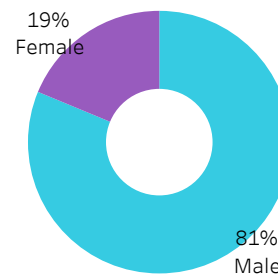
Base/CE



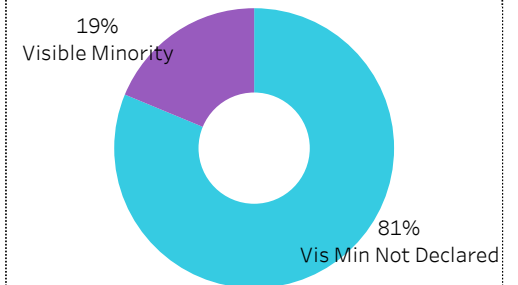
Disability



Gender



Visible Minority





2019-20 Graduate Follow-up Survey Summary of Results (page 2/5) Graduate Employment



[Click on button to RESET Filters](#)

Number of Respondents
16

School: **Transportation** | Program: **Automotive Service Technician** | Credential: **Certificate** | Admin Campus: **Saskatoon** | Base/CE: **Base** |
Indigenous: **Non-Indigenous**

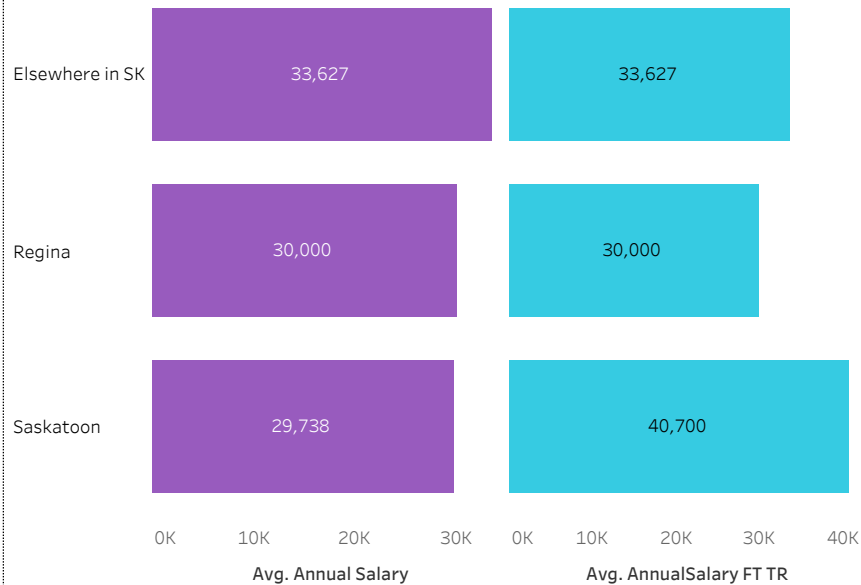
Overall Employment Rate

#Available Workforce	# of Grads Employed	Employment Rate	# of Fulltime Employed Grads	Full-time Employment Rate
16	16	100%	15	94%

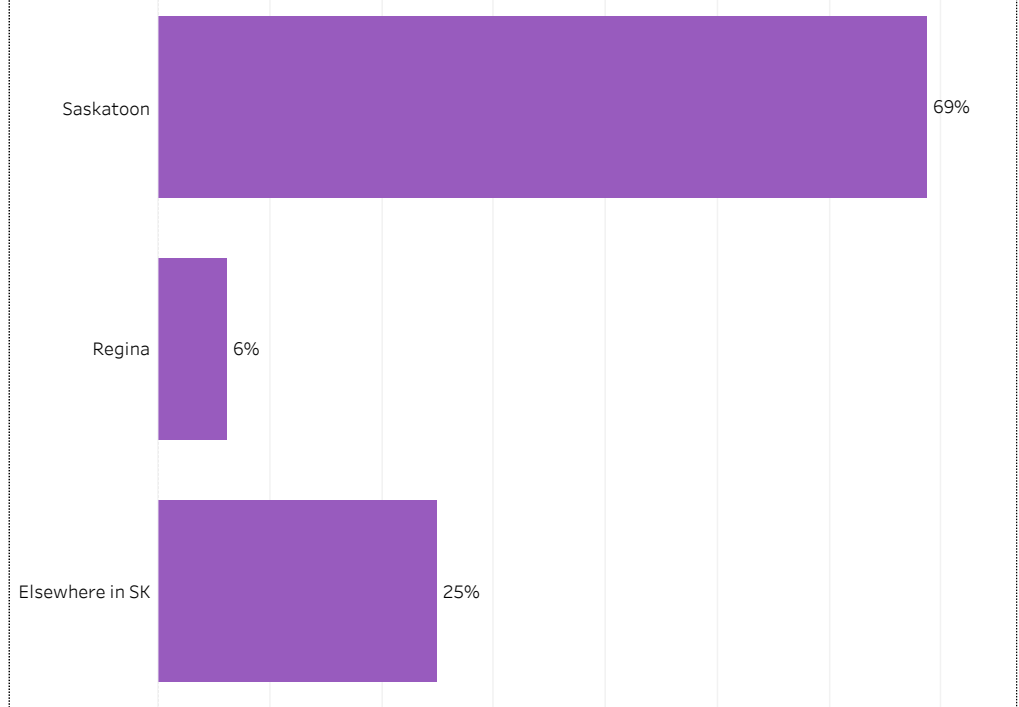
Training Related (TR) Employment

#Available Workforce	# of TR Employed Grads	TR Employment Rate	# of Fulltime TR Employed Grads	Full -time TR Employment Rate
16	10	63%	10	63%

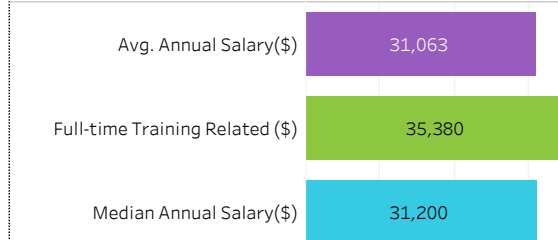
Average Salaries by Location of Employment



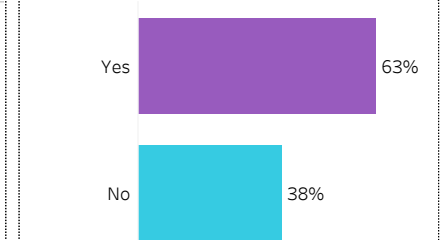
Location of Employment



Average/Median Salary



Relatedness of Job to Training



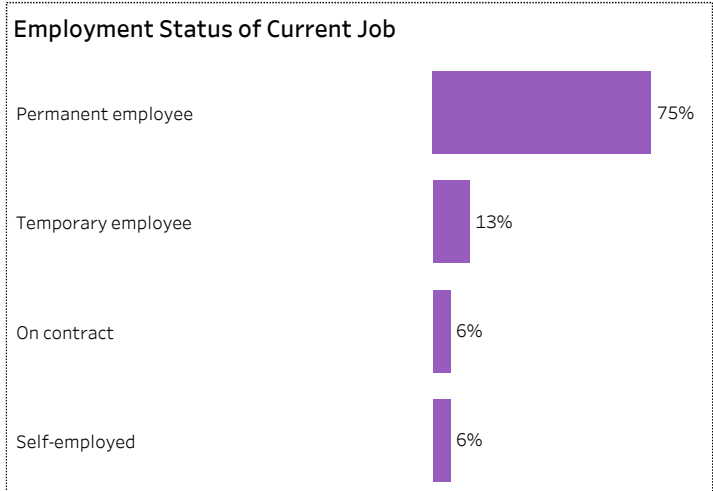
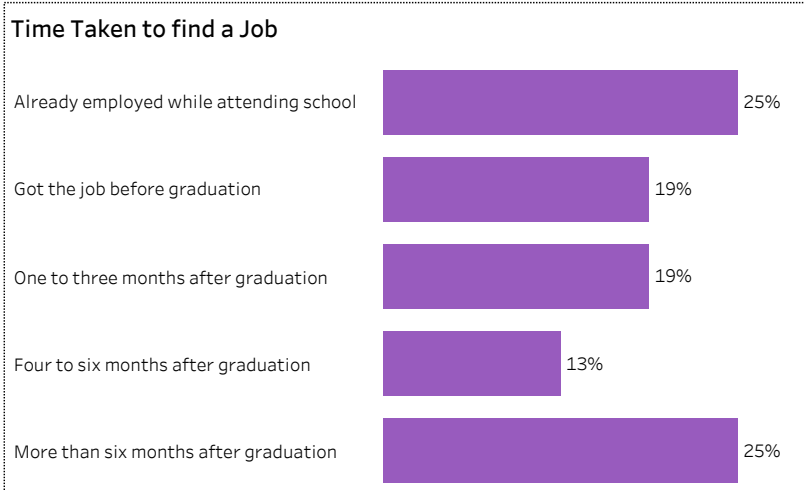
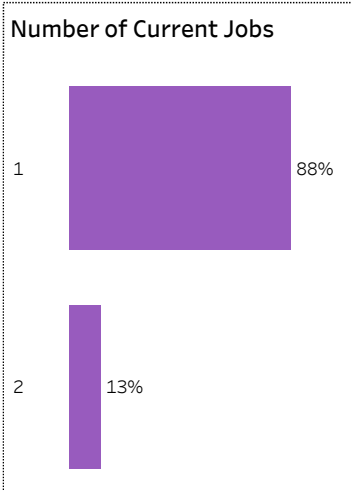

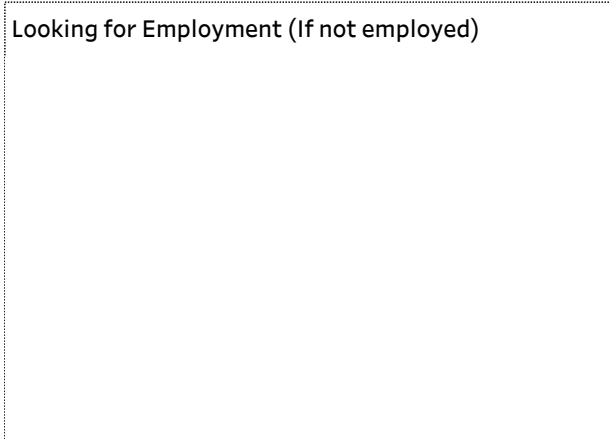
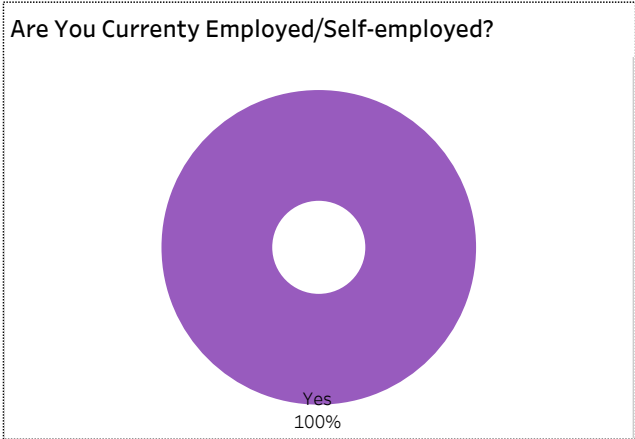


2019-20 Graduate Follow-up Survey
 Summary of Results (page 3/5)
 Graduate Employment (continued)



[Click on button to RESET Filters](#)

Number of Respondents: **16**
 School: **Transportation** | Program: **Automotive Service Technician** | Credential: **Certificate** | Admin Campus: **Saskatoon** | Base/CE: **Base** | Indigenous: **Non-Indigenous**





2019-20 Graduate Follow-up Survey Summary of Results (page 4/5) Satisfaction and Program Benefits



Click on button to RESET Filters

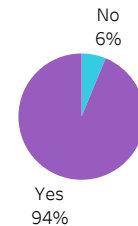
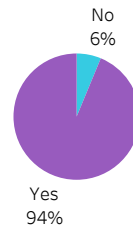
Number of Respondents 16	School: Transportation Program: Automotive Service Technician Credential: Certificate Admin Campus: Saskatoon Base/CE: Base Indigenous: Non-Indigenous
------------------------------------	--

Level of Satisfaction	Very Satisfied & Somewhat Satisfied	<ul style="list-style-type: none"> Very satisfied Somewhat satisfied Very dissatisfied Somewhat dissatisfied Not sure 	Program Benefits	<ul style="list-style-type: none"> A Great Extent & Some Extent Not sure No extent at all Some extent A great extent
------------------------------	-------------------------------------	--	-------------------------	---

Instruction delivered	94%	63% Very satisfied, 31% Somewhat satisfied, 6% Very dissatisfied	Skills and knowledge relevant in the workplace	A great extent & S..	50% A great extent, 50% Some extent
Educational experience at Sask Polytech	94%	69% Very satisfied, 25% Somewhat satisfied, 6% Very dissatisfied	Improved earning potential	100%	31% A great extent, 38% Some extent, 19% No extent at all, 13% Not sure
Program	94%	63% Very satisfied, 31% Somewhat satisfied, 6% Very dissatisfied	Improved employment opportunities	63%	25% A great extent, 38% Some extent, 25% No extent at all, 13% Not sure
Campus facilities	81%	50% Very satisfied, 31% Somewhat satisfied, 6% Very dissatisfied, 13% Not sure			

Satisfaction with Sask Polytech

Are you satisfied with your decision to attend Sask Polytech? Would you recommend Sask Polytech to others? Would you recommend your program to others?



Institutional Research and Analysis




2019-20 Graduate Follow-up Survey Summary of Results (page 5/5) Further Post-Secondary Education



[Click on button to RESET Filters](#)

Number of Respondents 16	School: Transportation Program: Automotive Service Technician Credential: Certificate Admin Campus: Saskatoon Base/CE: Base Indigenous: Non-Indigenous
------------------------------------	--

Currently Taking Further PSE  <p>100% No</p>	Enrolment Status	Current Program Related to Program Completed at Sask Polytech
---	-------------------------	--

Type of Post-Secondary Institution Enroled in
--

Among the students who pursued further education, 25% indicated the program was not related to the one they completed at Sask Polytech. Common reasons cited by the graduates who were studying in an unrelated field were to be able to change career choice, to have more/better career choices, and difficulty of finding employment in their previous field of study.

Institutional Research and Analysis

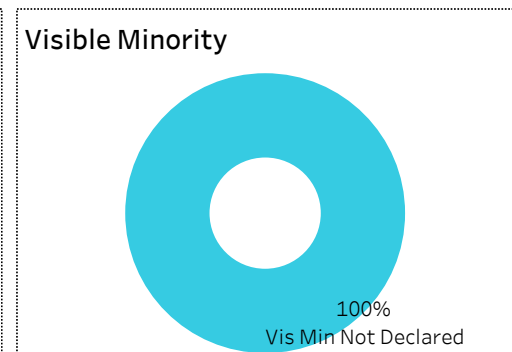
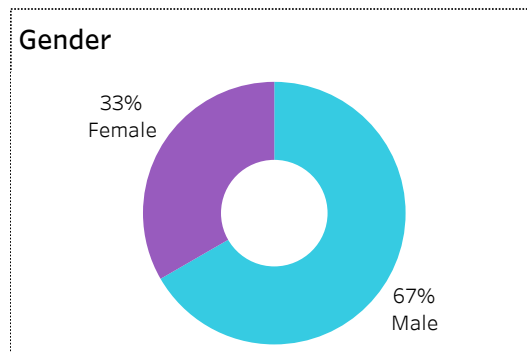
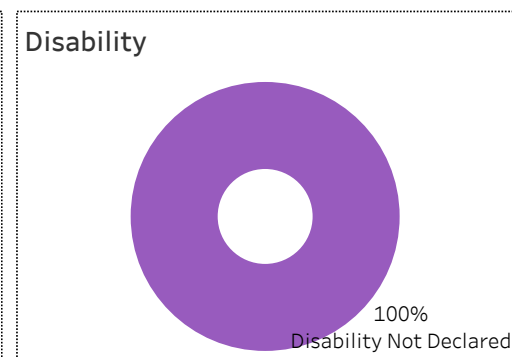
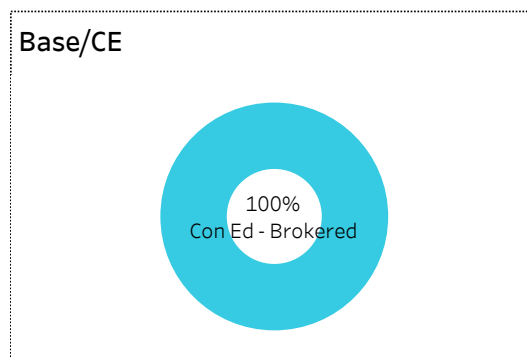
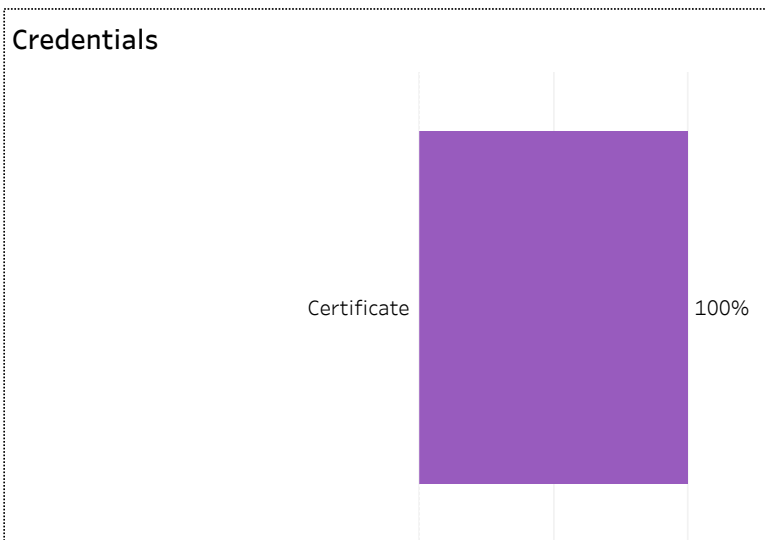
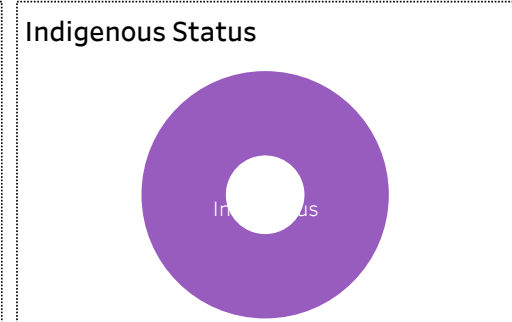
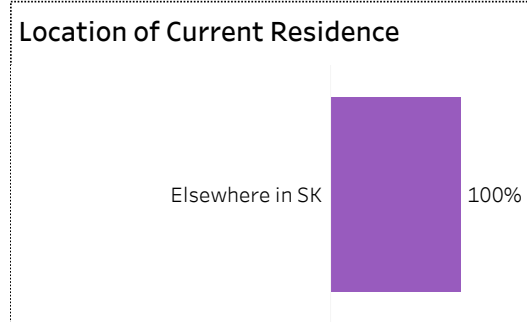
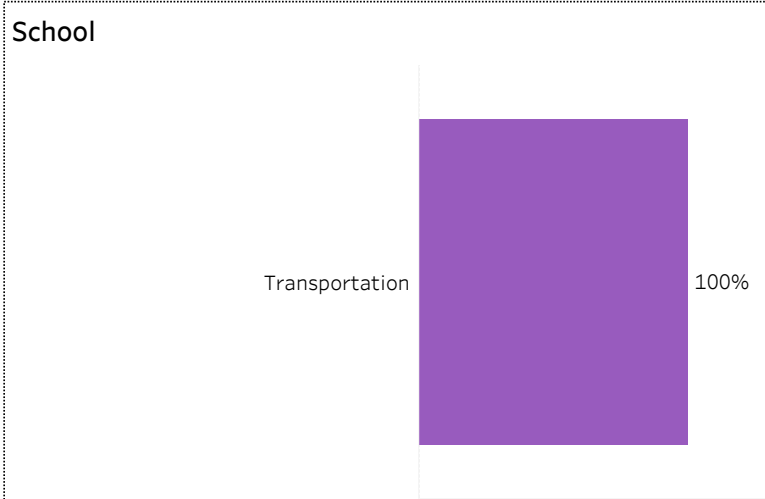


2019-20 Graduate Follow-up Survey Summary of Results (page 1/5) Respondent Profile



[Click on button to RESET Filters](#)

Number of Respondents: **3**
School: **Transportation** | Program: **Automotive Service Technician** | Credential: **Certificate** | Admin Campus: **Saskatoon** | Base/CE: **Con Ed - Brokered** | Indigenous: **Indigenous**





2019-20 Graduate Follow-up Survey Summary of Results (page 2/5) Graduate Employment



[Click on button to RESET Filters](#)

Number of Respondents
3

School: **Transportation** | Program: **Automotive Service Technician** | Credential: **Certificate** | Admin Campus: **Saskatoon** | Base/CE: **Con Ed - Brokered** | Indigenous: **Indigenous**

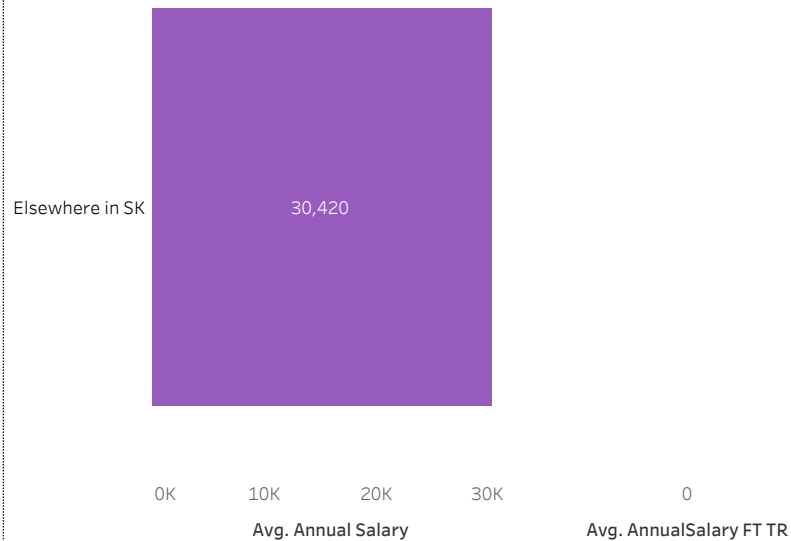
Overall Employment Rate

#Available Workforce	# of Grads Employed	Employment Rate	# of Fulltime Employed Grads	Full-time Employment Rate
2	2	100%	2	100%

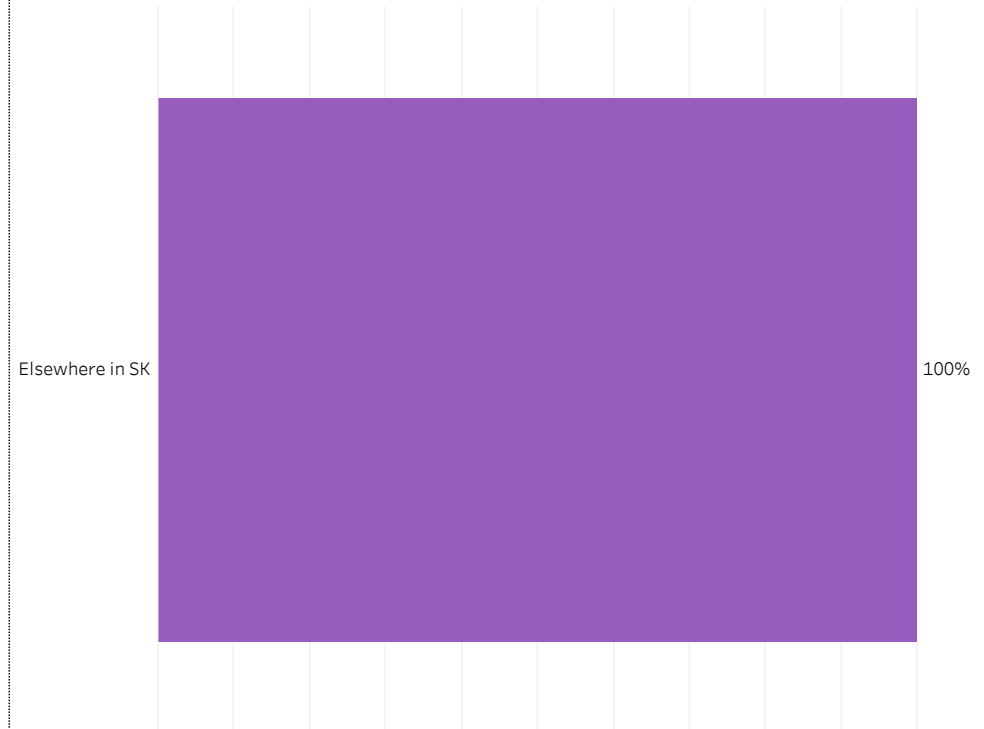
Training Related (TR) Employment

#Available Workforce	# of TR Employed Grads	TR Employment Rate	# of Fulltime TR Employed Grads	Full -time TR Employment Rate
2	0	0%	0	0%

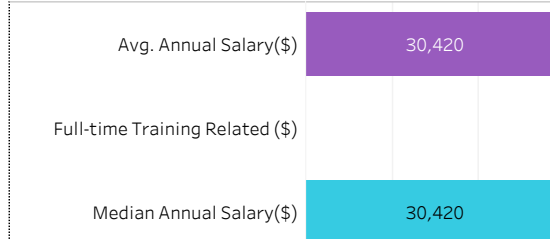
Average Salaries by Location of Employment




Location of Employment



Average/Median Salary



Relatedness of Job to Training





2019-20 Graduate Follow-up Survey

Summary of Results (page 3/5)

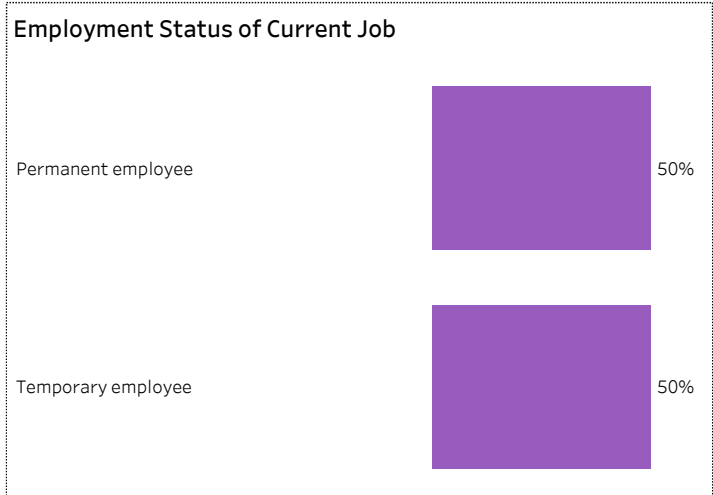
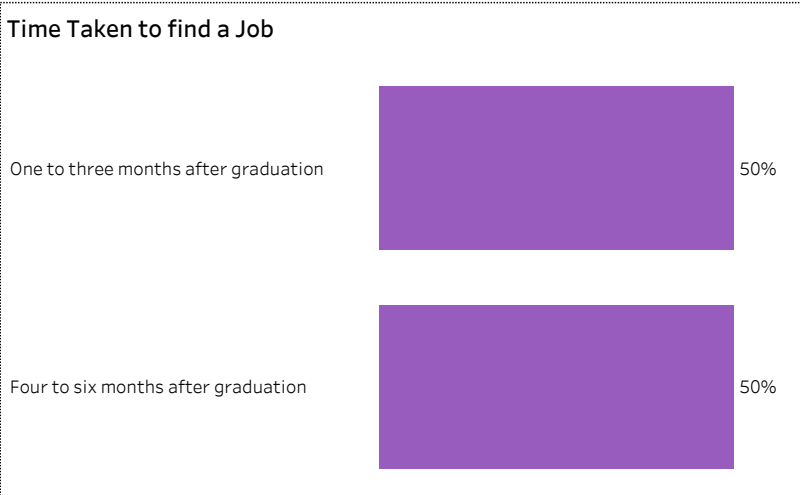
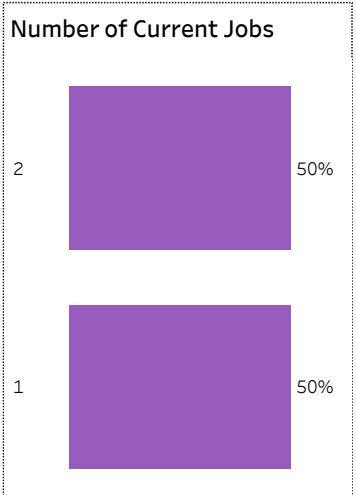
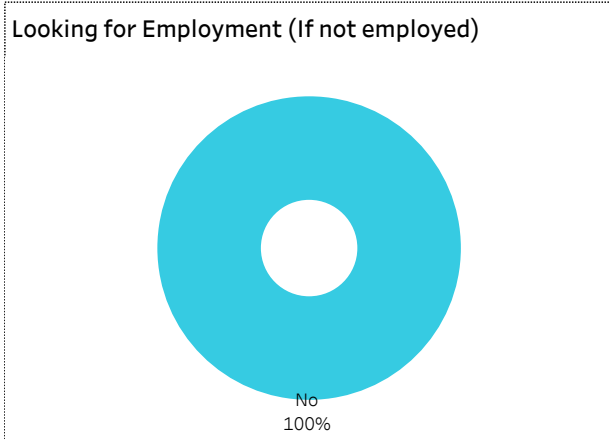
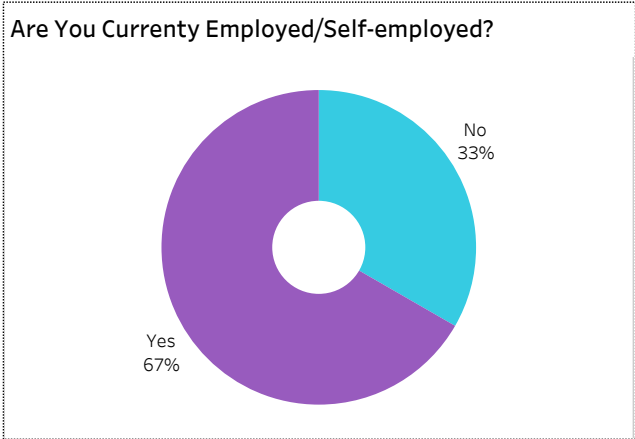
Graduate Employment (continued)



[Click on button to RESET Filters](#)

Number of Respondents: **3**

School: **Transportation** | Program: **Automotive Service Technician** | Credential: **Certificate** | Admin Campus: **Saskatoon** | Base/CE: **Con Ed - Brokered** | Indigenous: **Indigenous**





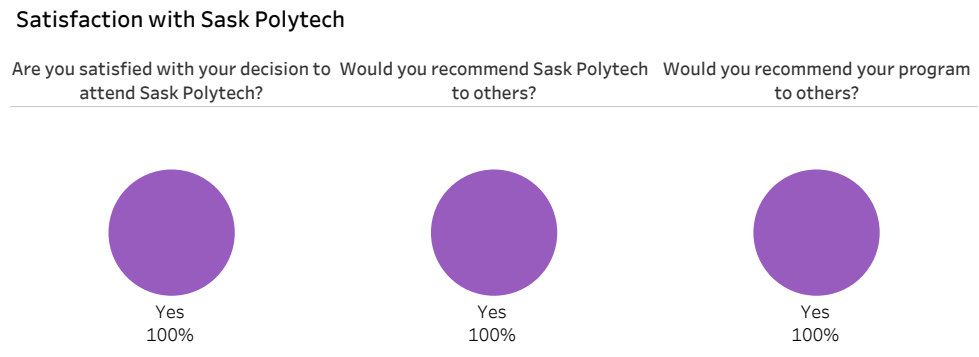
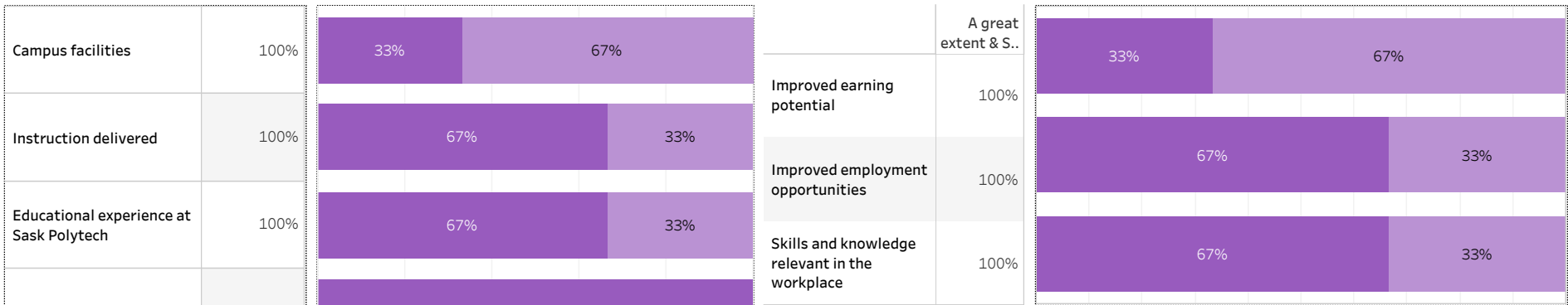
2019-20 Graduate Follow-up Survey Summary of Results (page 4/5) Satisfaction and Program Benefits



Click on button to RESET Filters

Number of Respondents 3	School: Transportation Program: Automotive Service Technician Credential: Certificate Admin Campus: Saskatoon Base/CE: Con Ed - Brokered Indigenous: Indigenous
-----------------------------------	---

Level of Satisfaction	Very Satisfied & Somewhat Satisfied	<ul style="list-style-type: none"> Very satisfied Somewhat satisfied Not sure 	Program Benefits	A Great Extent & Some Extent	<ul style="list-style-type: none"> Some extent A great extent
------------------------------	-------------------------------------	--	-------------------------	------------------------------	---



Institutional Research and Analysis




2019-20 Graduate Follow-up Survey Summary of Results (page 5/5) Further Post-Secondary Education



[Click on button to RESET Filters](#)

Number of Respondents 3	School: Transportation Program: Automotive Service Technician Credential: Certificate Admin Campus: Saskatoon Base/CE: Con Ed - Brokered Indigenous: Indigenous
-----------------------------------	---

Currently Taking Further PSE  <p>100% No</p>	Enrolment Status	Current Program Related to Program Completed at Sask Polytech
---	-------------------------	--

Type of Post-Secondary Institution Enroled in
--

Among the students who pursued further education, 25% indicated the program was not related to the one they completed at Sask Polytech. Common reasons cited by the graduates who were studying in an unrelated field were to be able to change career choice, to have more/better career choices, and difficulty of finding employment in their previous field of study.

Institutional Research and Analysis



2019-20 Graduate Follow-up Survey Summary of Results (page 1/5) Respondent Profile

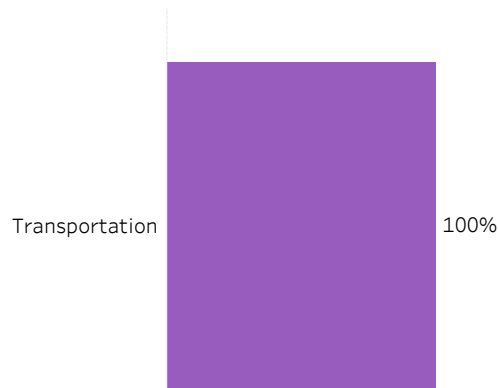


[Click on button to RESET Filters](#)

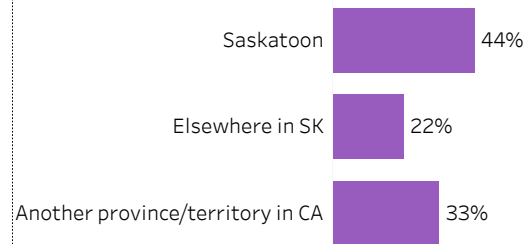
Number of Respondents
9

School: **Transportation** | Program: **Commercial Pilot** | Credential: **Diploma** | Admin Campus: **Saskatoon** | Base/CE: **Base** | Indigenous: **Non-Indigenous**

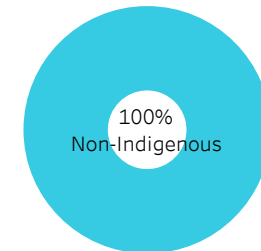
School



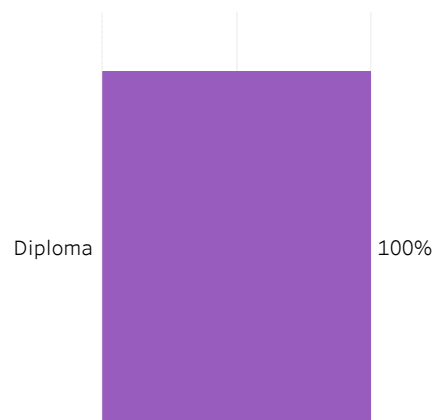
Location of Current Residence



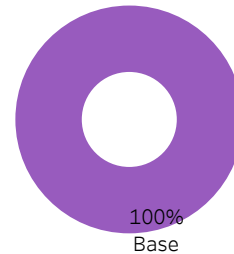
Indigenous Status



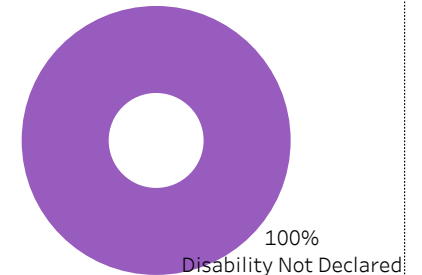
Credentials



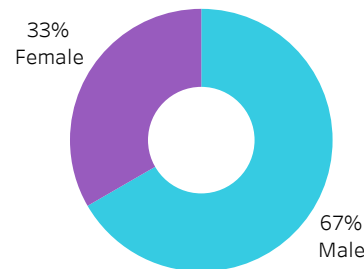
Base/CE



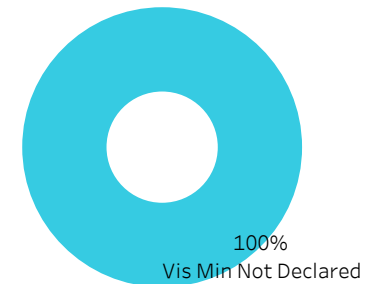
Disability



Gender



Visible Minority





2019-20 Graduate Follow-up Survey Summary of Results (page 2/5) Graduate Employment



[Click on button to RESET Filters](#)

Number of Respondents
9

School: **Transportation** | Program: **Commercial Pilot** | Credential: **Diploma** | Admin Campus: **Saskatoon** | Base/CE: **Base** | Indigenous: **Non-Indigenous**

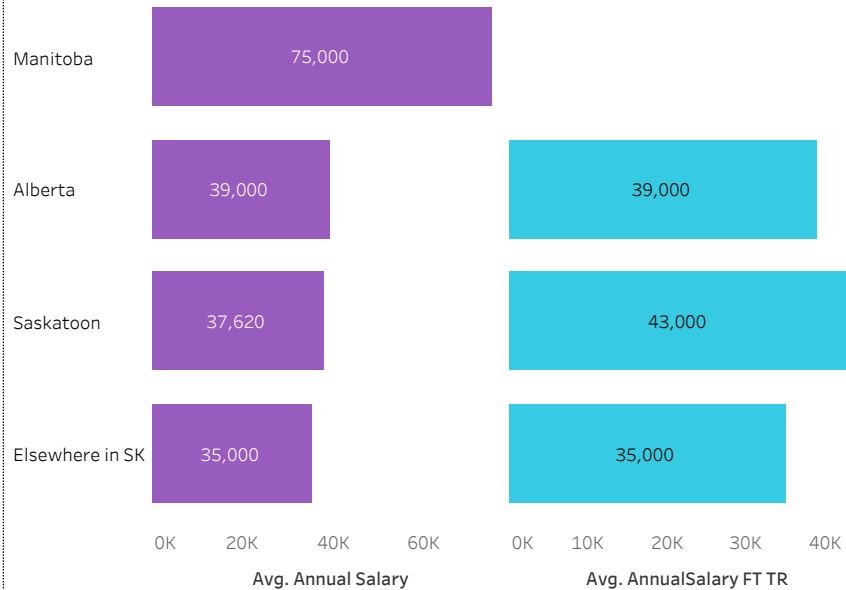
Overall Employment Rate

#Available Workforce	# of Grads Employed	Employment Rate	# of Fulltime Employed Grads	Full-time Employment Rate
7	7	100%	6	86%

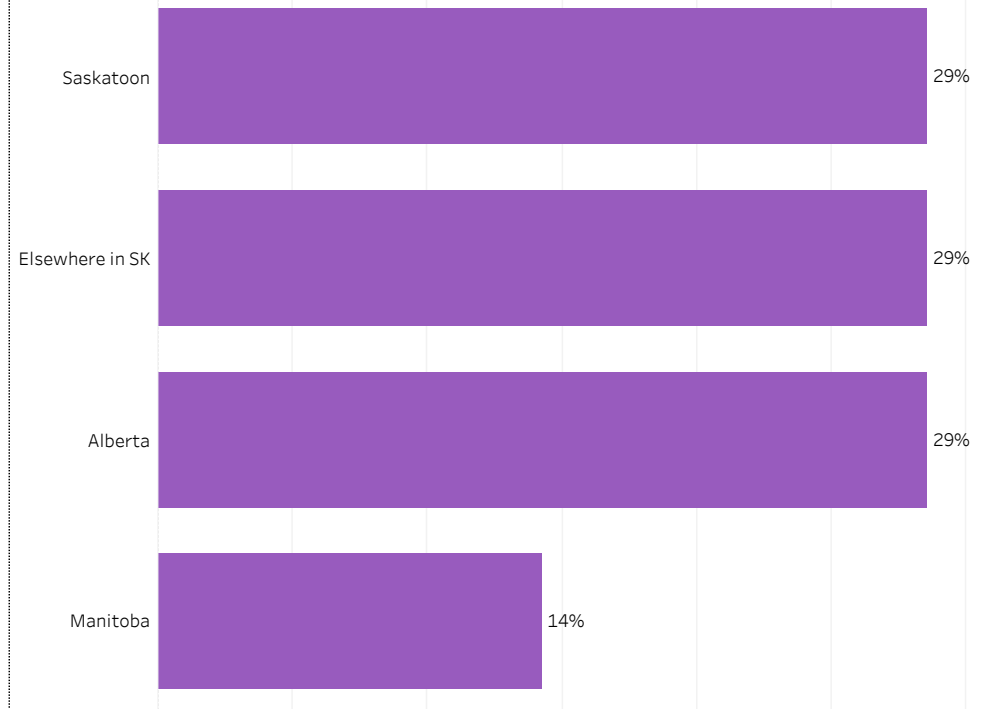
Training Related (TR) Employment

#Available Workforce	# of TR Employed Grads	TR Employment Rate	# of Fulltime TR Employed Grads	Full-time TR Employment Rate
7	6	86%	5	71%

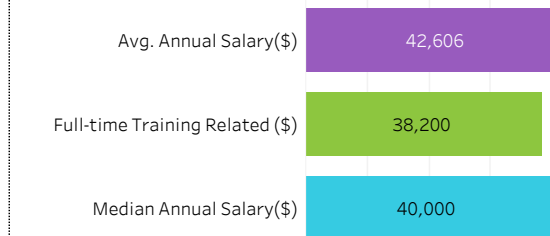
Average Salaries by Location of Employment



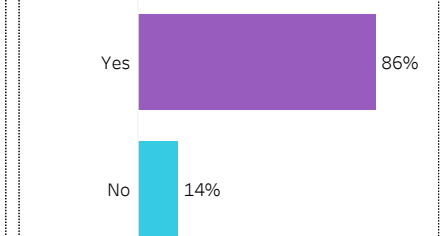
Location of Employment



Average/Median Salary



Relatedness of Job to Training





2019-20 Graduate Follow-up Survey

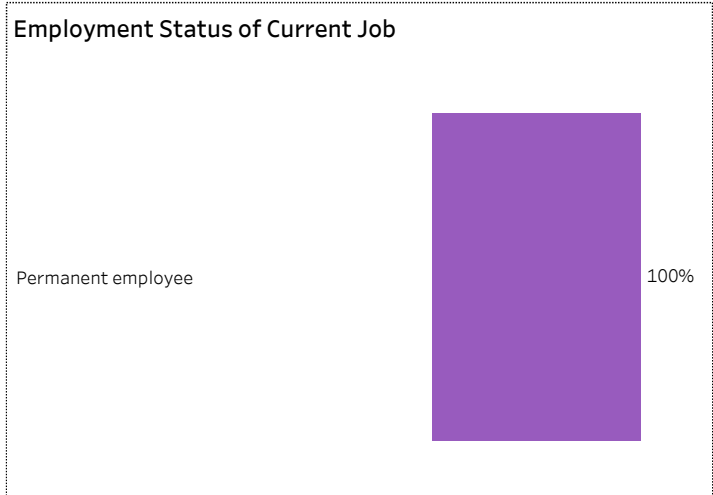
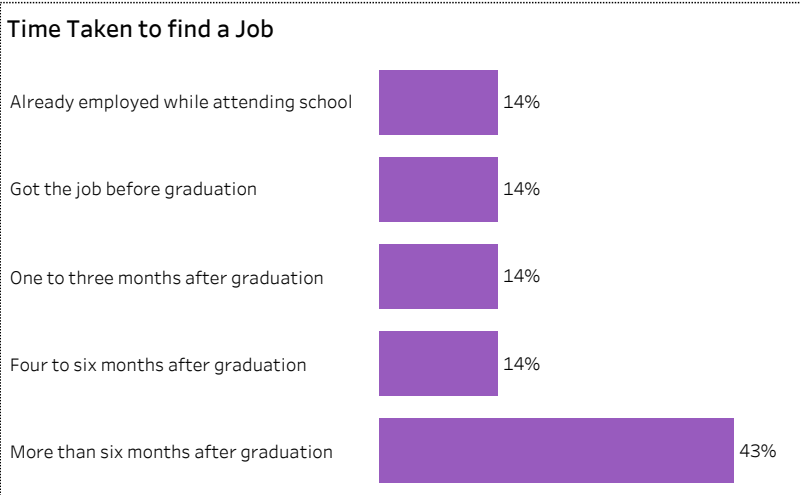
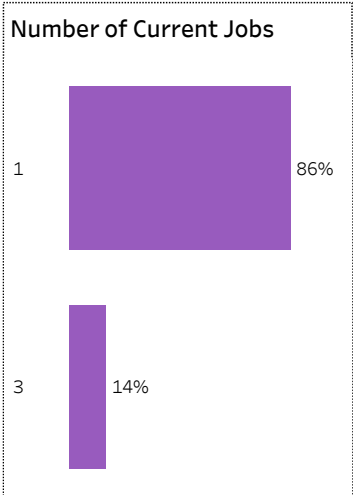

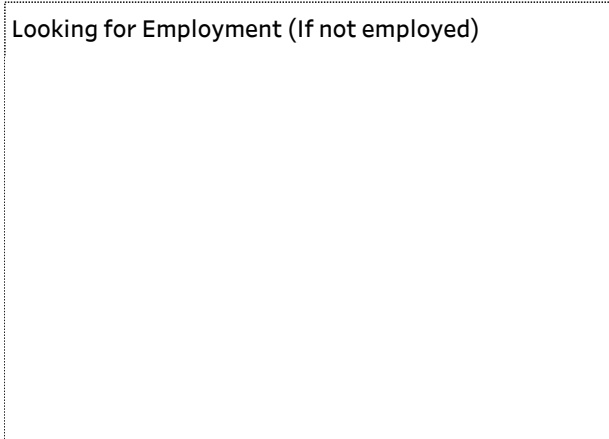
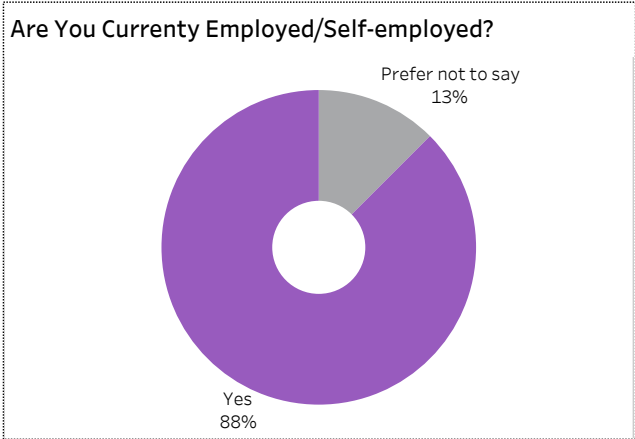
Summary of Results (page 3/5)

Graduate Employment (continued)



[Click on button to RESET Filters](#)

Number of Respondents: **9**
School: **Transportation** | Program: **Commercial Pilot** | Credential: **Diploma** | Admin Campus: **Saskatoon** | Base/CE: **Base** | Indigenous: **Non-Indigenous**





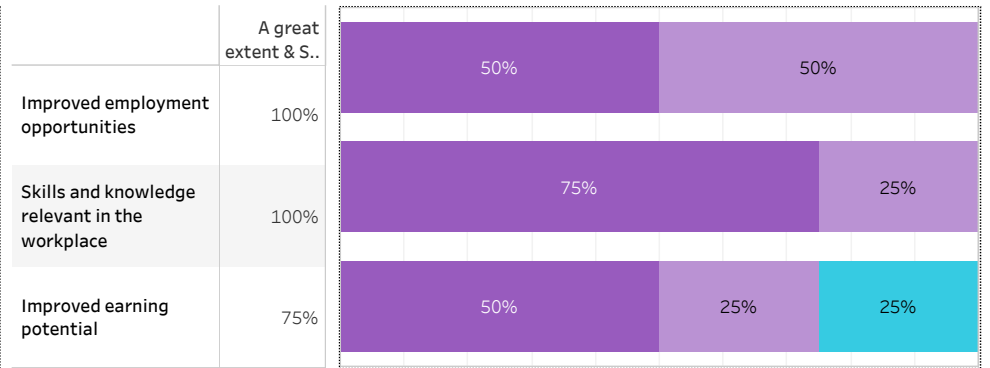
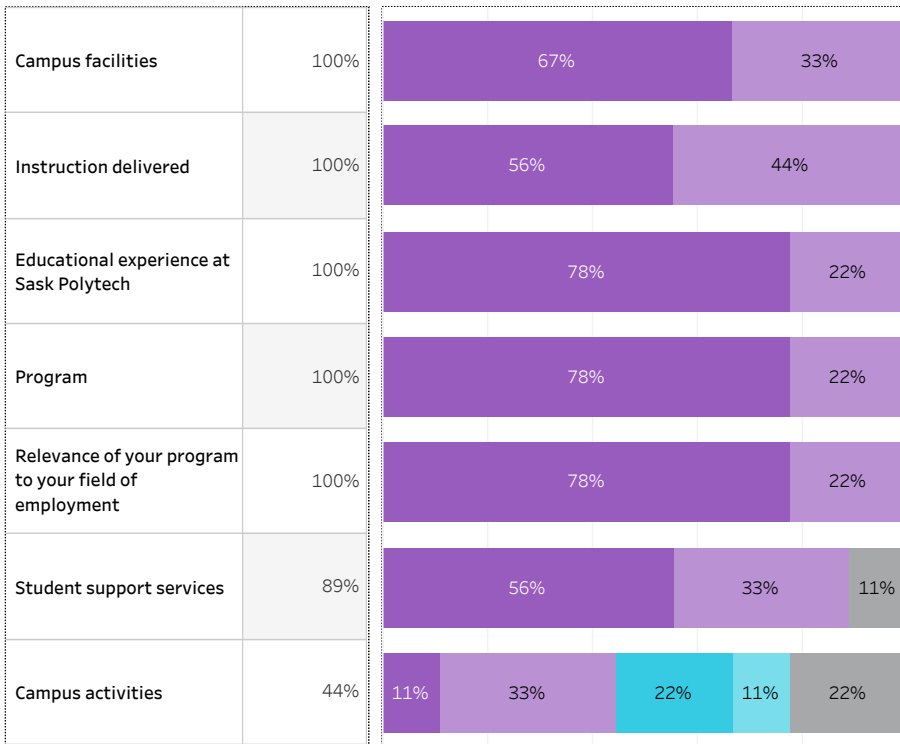
2019-20 Graduate Follow-up Survey Summary of Results (page 4/5) Satisfaction and Program Benefits



Click on button to RESET Filters

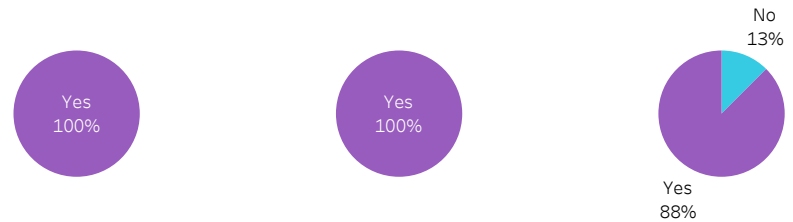
Number of Respondents 9	School: Transportation Program: Commercial Pilot Credential: Diploma Admin Campus: Saskatoon Base/CE: Base Indigenous: Non-Indigenous
-----------------------------------	---

Level of Satisfaction	Very Satisfied & Somewhat Satisfied	<ul style="list-style-type: none"> Very satisfied Somewhat satisfied Very dissatisfied Somewhat dissatisfied Not sure 	Program Benefits	A Great Extent & Some Extent	<ul style="list-style-type: none"> No extent at all Some extent A great extent
------------------------------	-------------------------------------	--	-------------------------	------------------------------	---



Satisfaction with Sask Polytech

Are you satisfied with your decision to attend Sask Polytech? Would you recommend Sask Polytech to others? Would you recommend your program to others?



Institutional Research and Analysis

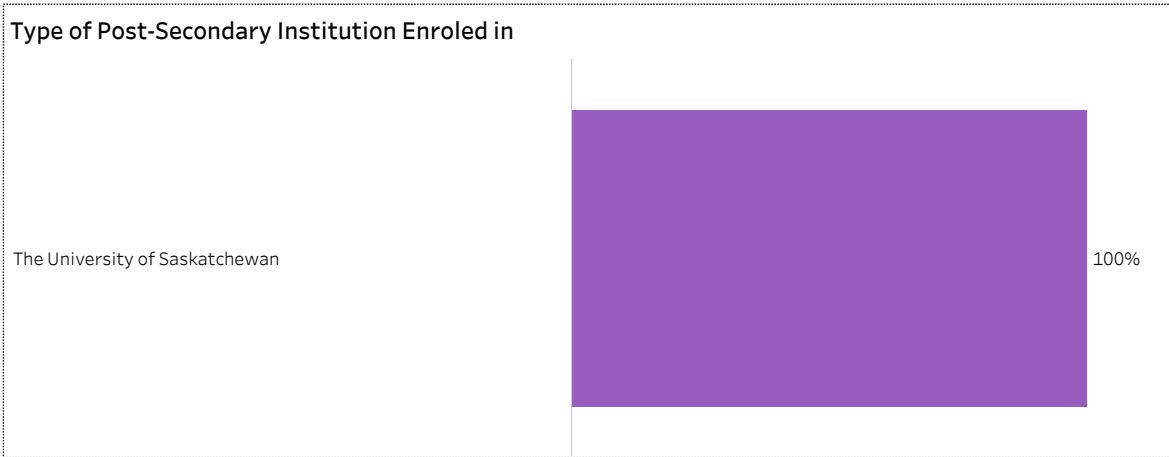
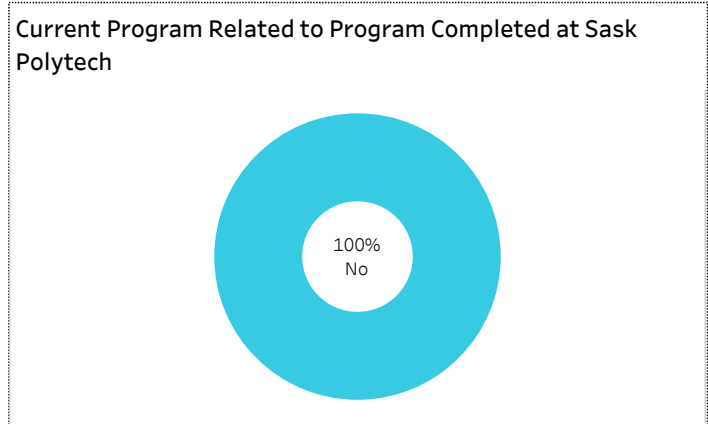
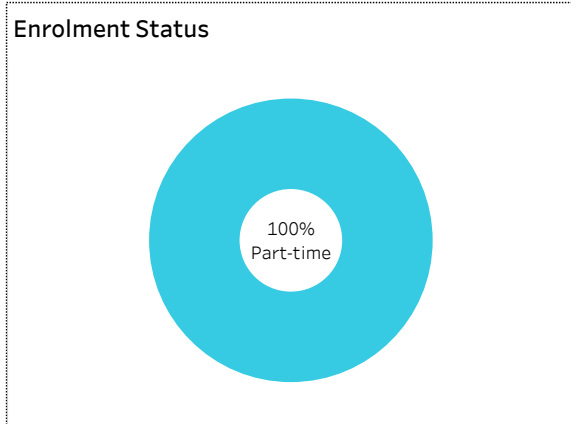
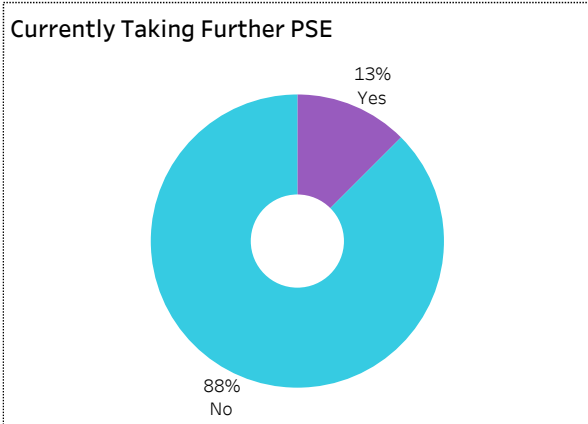


2019-20 Graduate Follow-up Survey Summary of Results (page 5/5) Further Post-Secondary Education



[Click on button to RESET Filters](#)

Number of Respondents: **9**
School: **Transportation** | Program: **Commercial Pilot** | Credential: **Diploma** | Admin Campus: **Saskatoon** | Base/CE: **Base** | Indigenous: **Non-Indigenous**



Among the students who pursued further education, 25% indicated the program was not related to the one they completed at Sask Polytech. Common reasons cited by the graduates who were studying in an unrelated field were to be able to change career choice, to have more/better career choices, and difficulty of finding employment in their previous field of study.

Institutional Research and Analysis



2019-20 Graduate Follow-up Survey

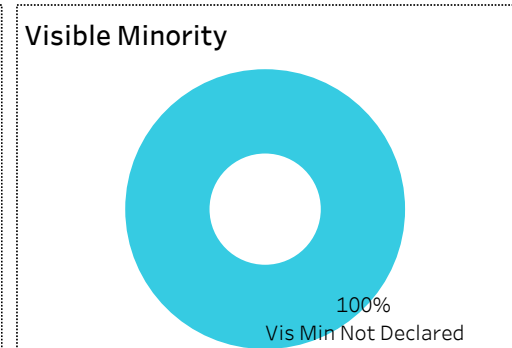
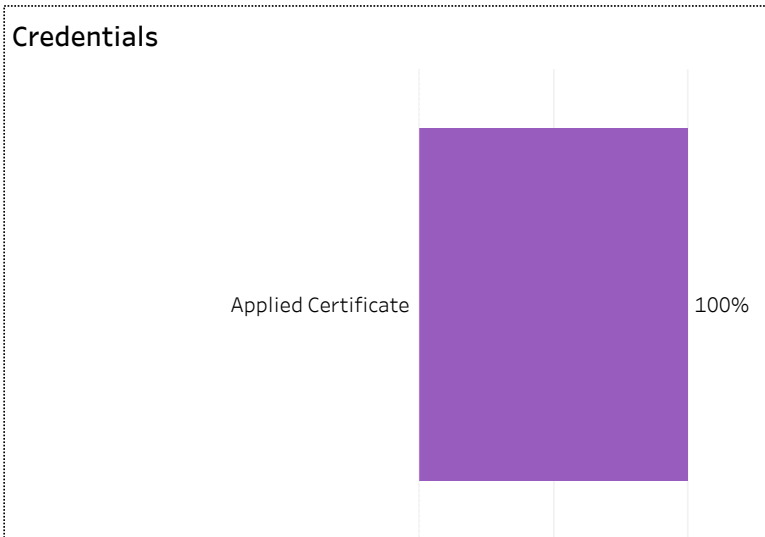
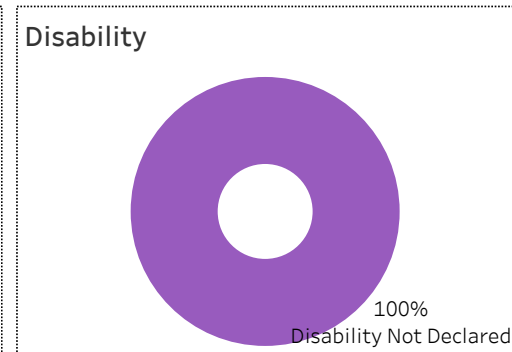

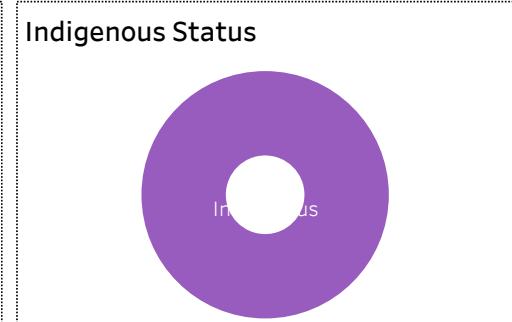
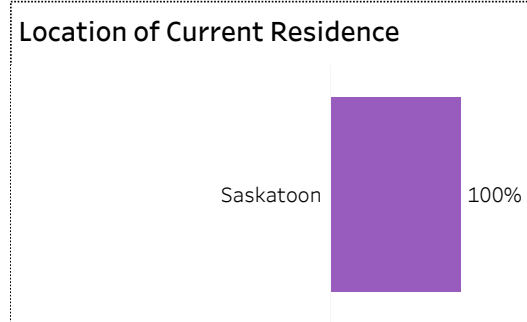
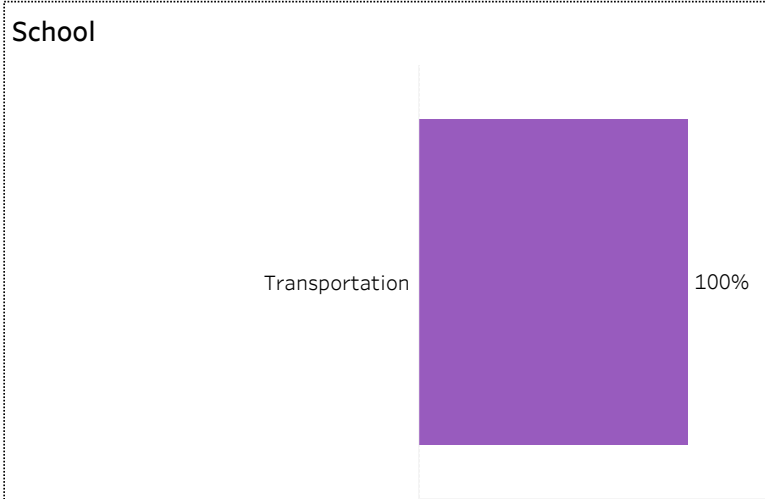
Summary of Results (page 1/5)

Respondent Profile



[Click on button to RESET Filters](#)

Number of Respondents: **1**
School: **Transportation** | Program: **Heavy Equip/Truck & Transport** | Credential: **Applied Certificate** | Admin
Campus: **Saskatoon** | Base/CE: **Con Ed - Sask Polytech Delivered** | Indigenous: **Indigenous**





2019-20 Graduate Follow-up Survey Summary of Results (page 2/5) Graduate Employment



[Click on button to RESET Filters](#)

Number of Respondents
1

School: **Transportation** | Program: **Heavy Equip/Truck & Transport** | Credential: **Applied Certificate** | Admin Campus: **Saskatoon** | Base/CE: **Con Ed - Sask Polytech Delivered** | Indigenous: **Indigenous**

Overall Employment Rate

#Available Workforce	# of Grads Employed	Employment Rate	# of Fulltime Employed Grads	Full-time Employment Rate
1	1	100%	1	100%

Location of Employment

Training Related (TR) Employment

#Available Workforce	# of TR Employed Grads	TR Employment Rate	# of Fulltime TR Employed Grads	Full -time TR Employment Rate
1	1	100%	1	100%

Average Salaries by Location of Employment

Average/Median Salary

Avg. Annual Salary(\$)	18,444
Full-time Training Related (\$)	18,444
Median Annual Salary(\$)	18,444

Relatedness of Job to Training





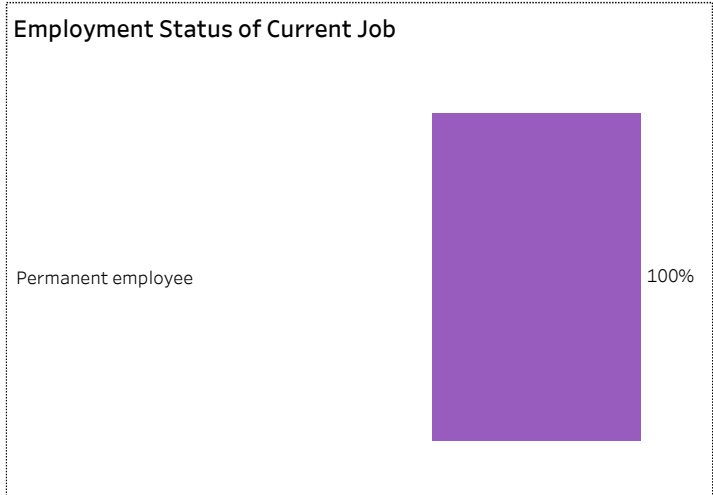
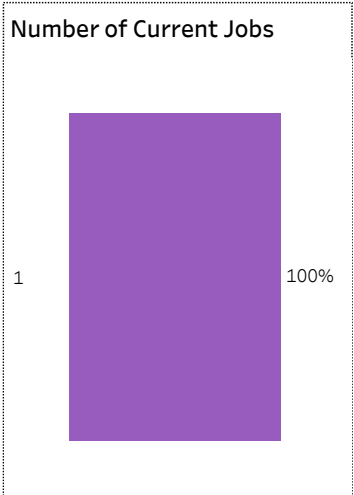

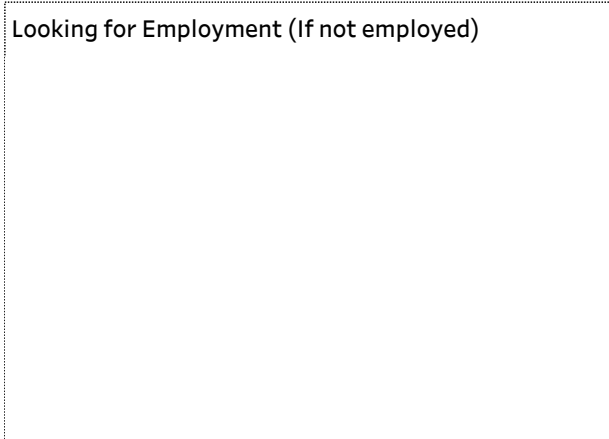
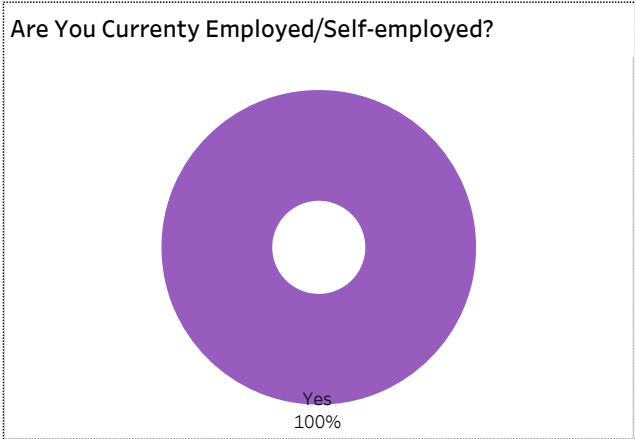
2019-20 Graduate Follow-up Survey
Summary of Results (page 3/5)
Graduate Employment (continued)



[Click on button to RESET Filters](#)

Number of Respondents
1

School: **Transportation** | Program: **Heavy Equip/Truck & Transport** | Credential: **Applied Certificate** | Admin Campus: **Saskatoon** |
Base/CE: **Con Ed - Sask Polytech Delivered** | Indigenous: **Indigenous**





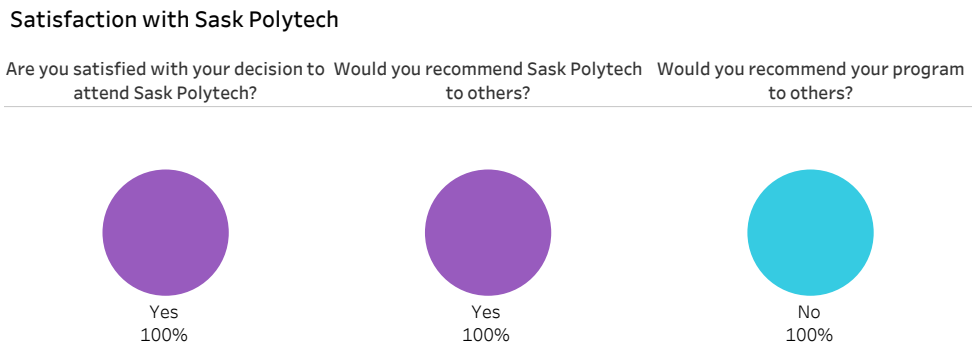
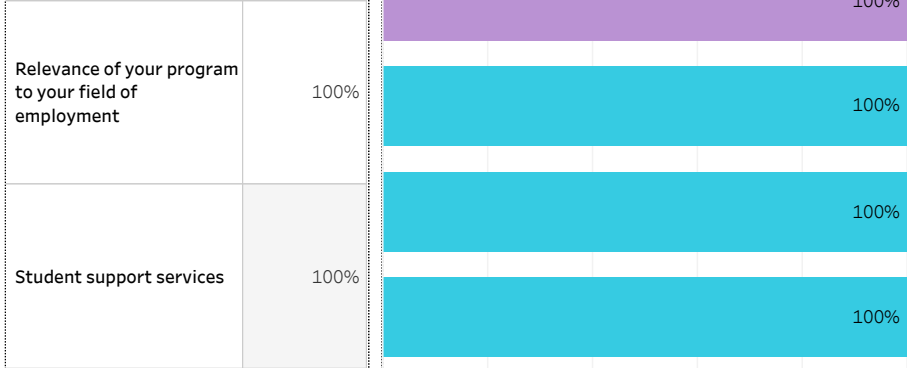
2019-20 Graduate Follow-up Survey Summary of Results (page 4/5) Satisfaction and Program Benefits



Click on button to RESET Filters

Number of Respondents 1	School: Transportation Program: Heavy Equip/Truck & Transport Credential: Applied Certificate Admin Campus: Saskatoon Base/CE: Con Ed - Sask Polytech Delivered Indigenous: Indigenous
-----------------------------------	---

Level of Satisfaction	Very Satisfied & Somewhat Satisfied	<ul style="list-style-type: none"> Very dissatisfied Somewhat satisfied Very satisfied 	Program Benefits	A Great Extent & Some Extent	<ul style="list-style-type: none"> No extent at all Some extent
------------------------------	-------------------------------------	---	-------------------------	------------------------------	---



Institutional Research and Analysis




2019-20 Graduate Follow-up Survey Summary of Results (page 5/5) Further Post-Secondary Education



[Click on button to RESET Filters](#)

Number of Respondents 1	School: Transportation Program: Heavy Equip/Truck & Transport Credential: Applied Certificate Admin Campus: Saskatoon Base/CE: Con Ed - Sask Polytech Delivered Indigenous: Indigenous
-----------------------------------	---

Currently Taking Further PSE  <p>100% No</p>	Enrolment Status	Current Program Related to Program Completed at Sask Polytech
---	-------------------------	--

Type of Post-Secondary Institution Enroled in
--

Among the students who pursued further education, 25% indicated the program was not related to the one they completed at Sask Polytech. Common reasons cited by the graduates who were studying in an unrelated field were to be able to change career choice, to have more/better career choices, and difficulty of finding employment in their previous field of study.

Institutional Research and Analysis



2019-20 Graduate Follow-up Survey Summary of Results (page 1/5) Respondent Profile

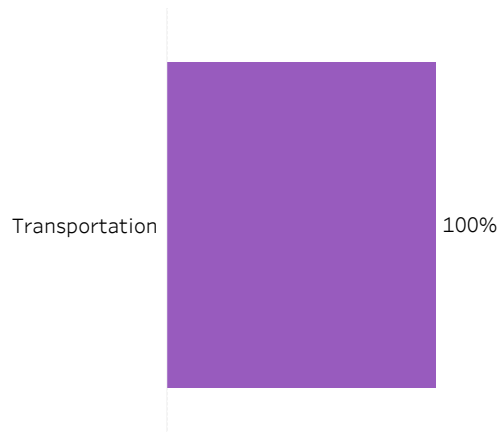


[Click on button to RESET Filters](#)

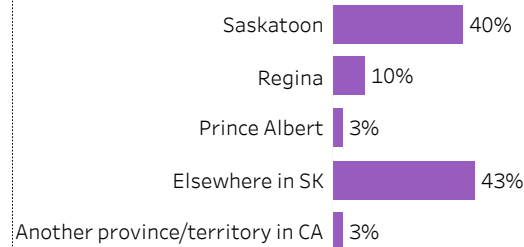
Number of Respondents
30

School: **Transportation** | Program: **Heavy Equip/Truck & Transport** | Credential: **Certificate** | Admin Campus: **Saskatoon** | Base/CE: **Base** | Indigenous: **All**

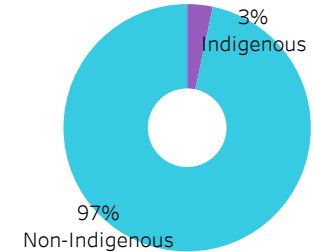
School



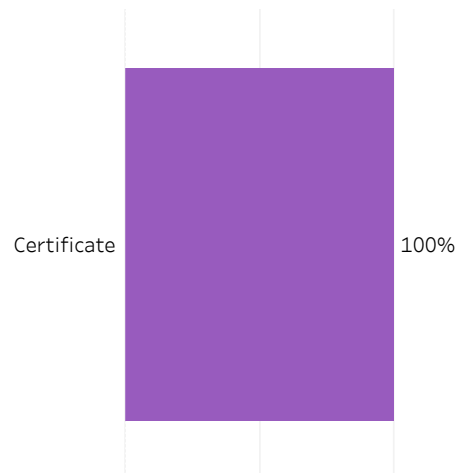
Location of Current Residence



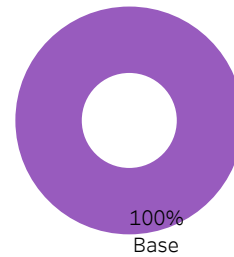
Indigenous Status



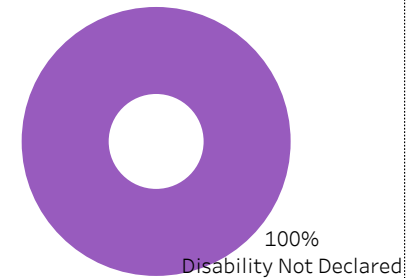
Credentials



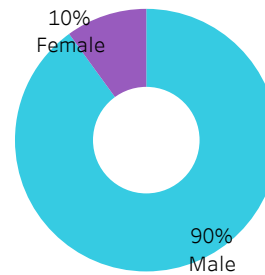
Base/CE



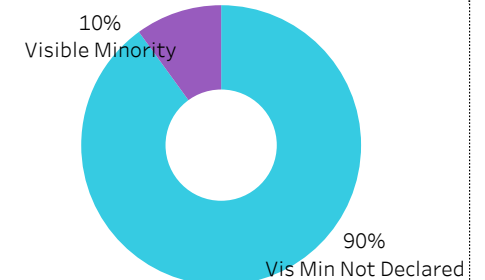
Disability



Gender



Visible Minority





2019-20 Graduate Follow-up Survey Summary of Results (page 2/5) Graduate Employment



[Click on button to RESET Filters](#)

Number of Respondents
30

School: **Transportation** | Program: **Heavy Equip/Truck & Transport** | Credential: **Certificate** | Admin Campus: **Saskatoon** | Base/CE: **Base** |
Indigenous: **All**

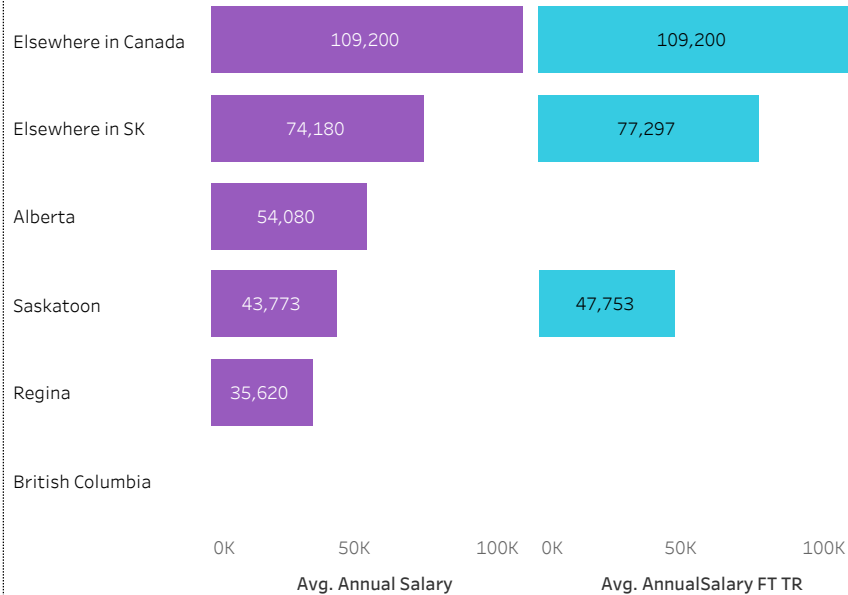
Overall Employment Rate

#Available Workforce	# of Grads Employed	Employment Rate	# of Fulltime Employed Grads	Full-time Employment Rate
29	26	90%	25	86%

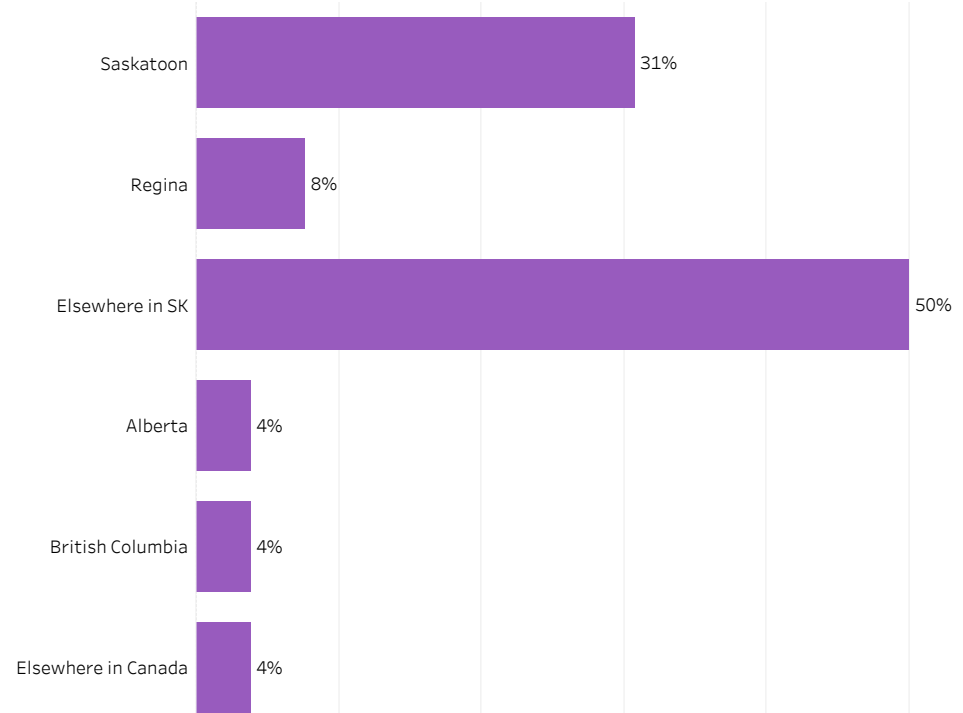
Training Related (TR) Employment

#Available Workforce	# of TR Employed Grads	TR Employment Rate	# of Fulltime TR Employed Grads	Full-time TR Employment Rate
29	17	59%	17	59%


Average Salaries by Location of Employment



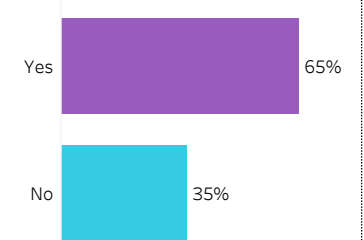
Location of Employment



Average/Median Salary



Relatedness of Job to Training





2019-20 Graduate Follow-up Survey

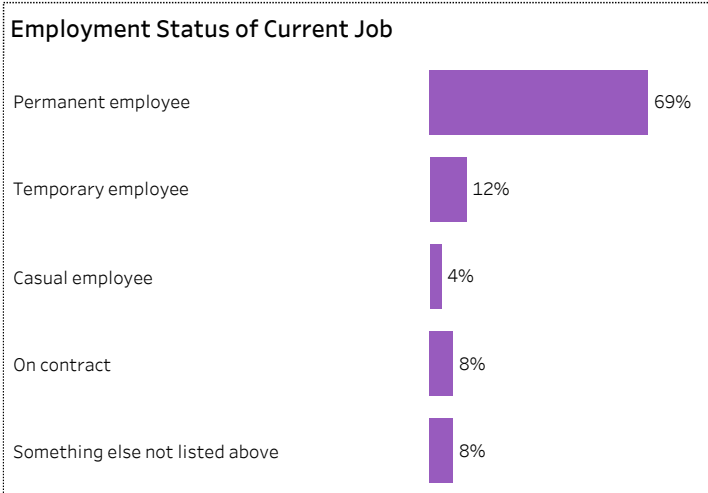
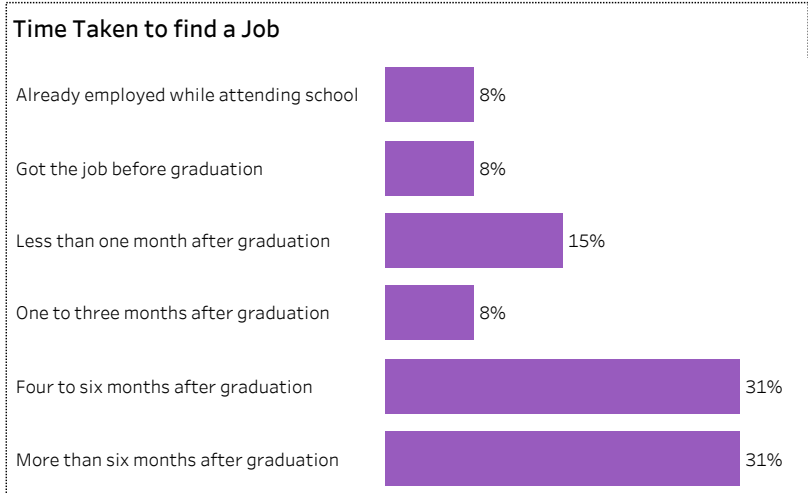
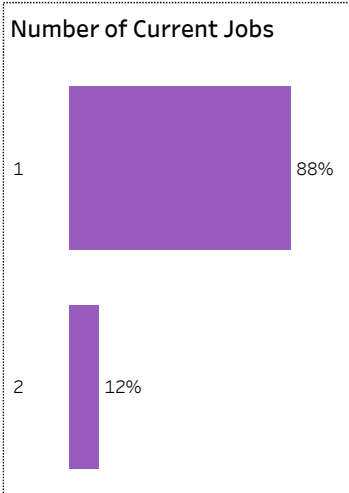
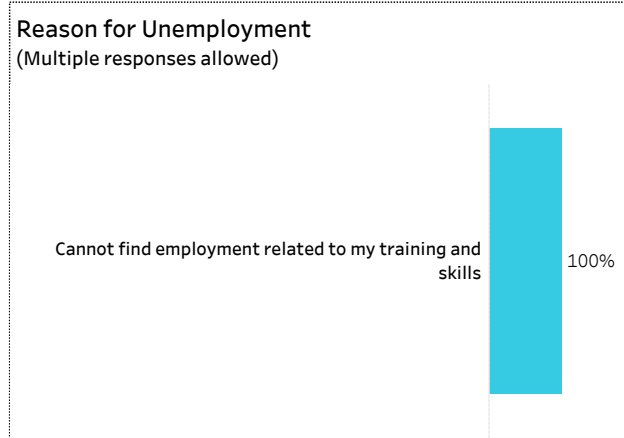
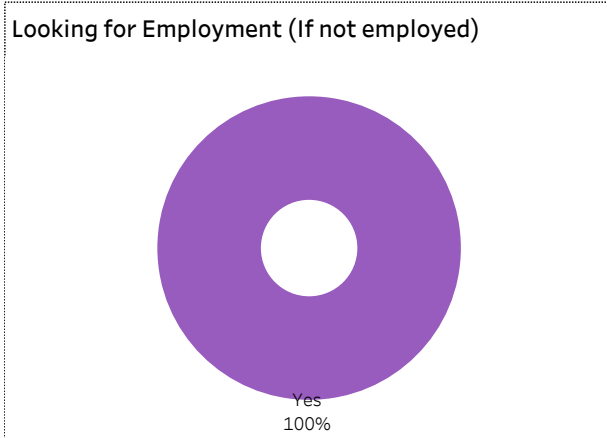
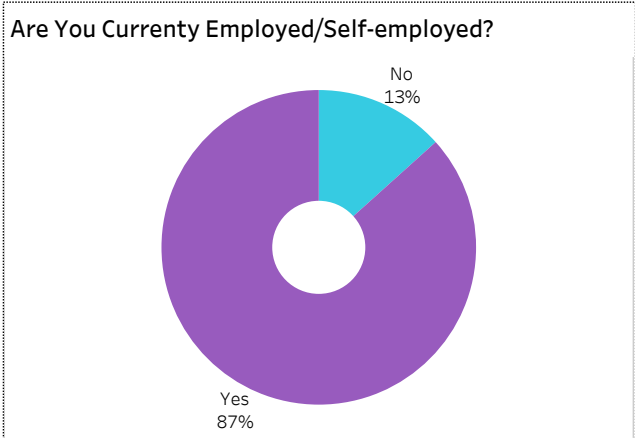
Summary of Results (page 3/5)

Graduate Employment (continued)



Number of Respondents: **30**

School: **Transportation** | Program: **Heavy Equip/Truck & Transport** | Credential: **Certificate** | Admin Campus: **Saskatoon** | Base/CE: **Base** | Indigenous: **All**





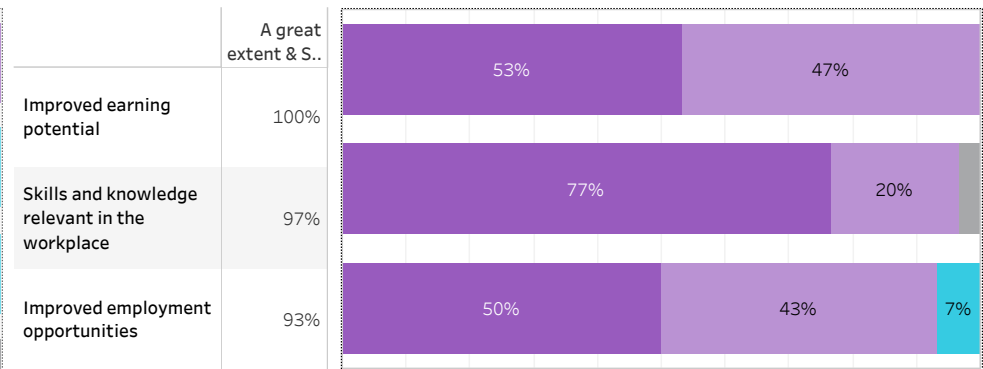
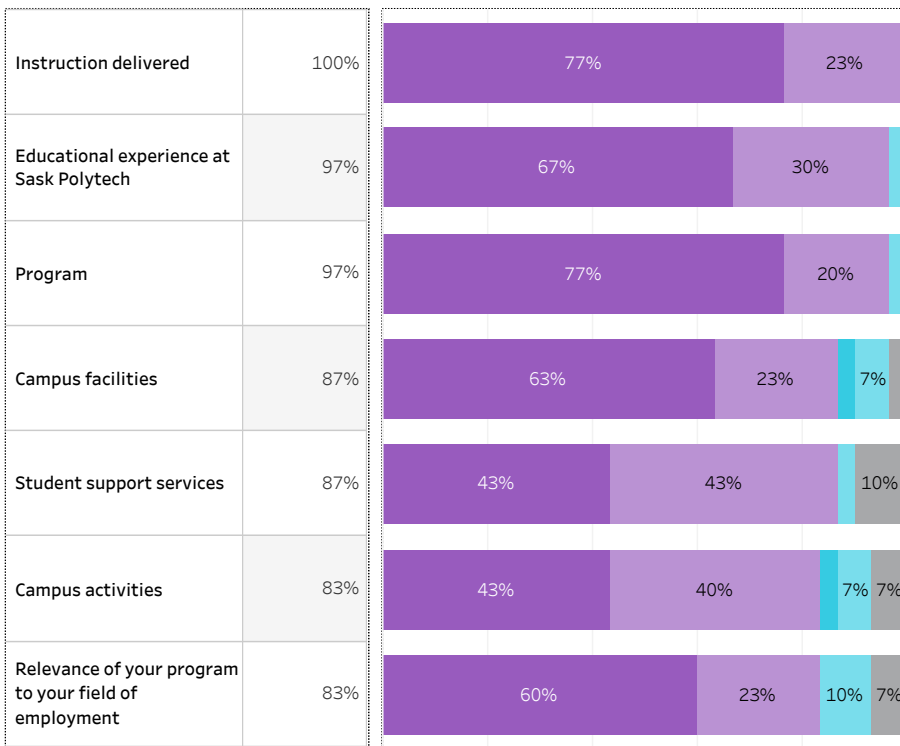
2019-20 Graduate Follow-up Survey Summary of Results (page 4/5) Satisfaction and Program Benefits



Click on button to RESET Filters

Number of Respondents 30	School: Transportation Program: Heavy Equip/Truck & Transport Credential: Certificate Admin Campus: Saskatoon Base/CE: Base Indigenous: All
------------------------------------	---

Level of Satisfaction	Very Satisfied & Somewhat Satisfied	<ul style="list-style-type: none"> Very satisfied Somewhat satisfied Very dissatisfied Somewhat dissatisfied Not sure 	Program Benefits	A Great Extent & Some Extent	<ul style="list-style-type: none"> No extent at all Some extent A great extent Not sure
------------------------------	-------------------------------------	--	-------------------------	------------------------------	---



Satisfaction with Sask Polytech



Institutional Research and Analysis



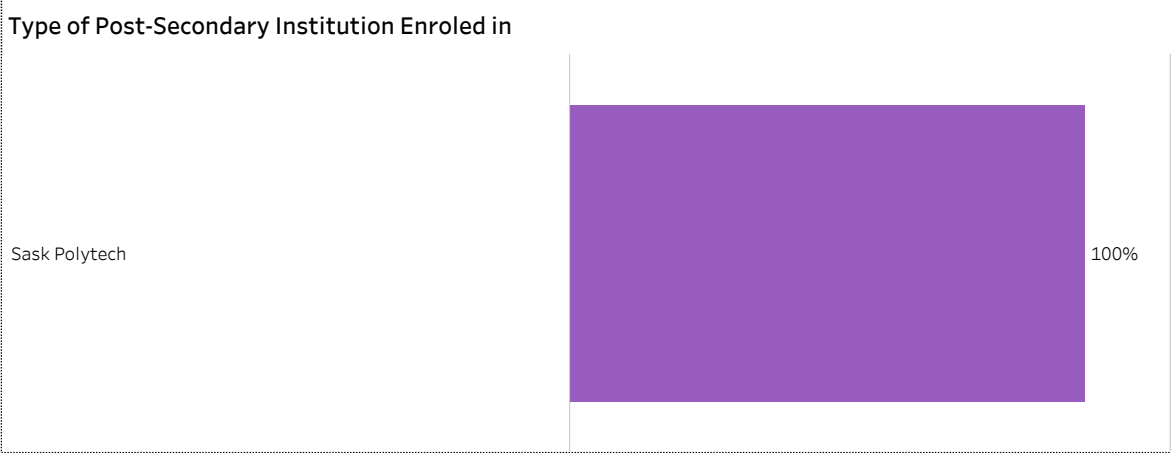
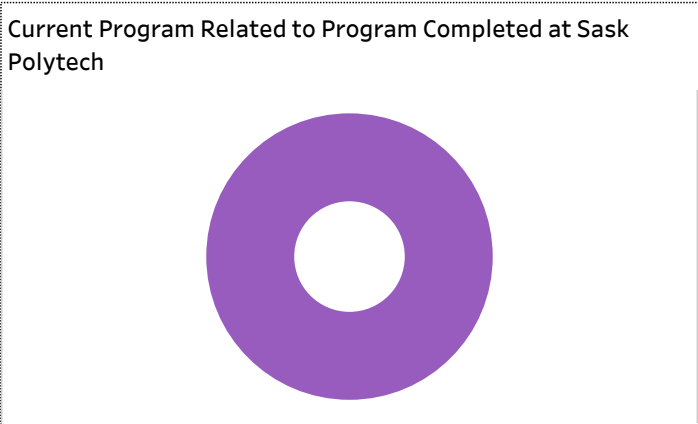
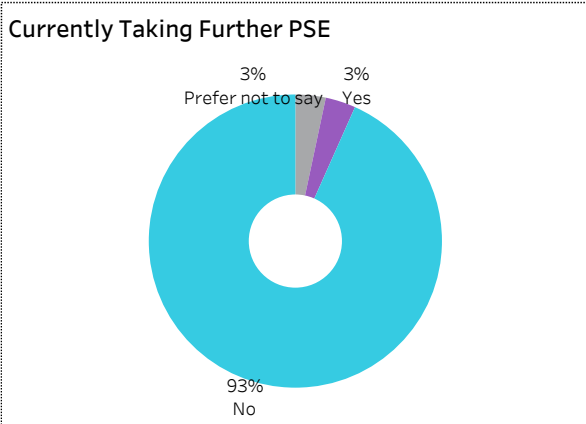
2019-20 Graduate Follow-up Survey Summary of Results (page 5/5) Further Post-Secondary Education



[Click on button to RESET Filters](#)

Number of Respondents
30

School: **Transportation** | Program: **Heavy Equip/Truck & Transport** | Credential: **Certificate** | Admin Campus: **Saskatoon** | Base/CE: **Base** | Indigenous: **All**



Among the students who pursued further education, 25% indicated the program was not related to the one they completed at Sask Polytech. Common reasons cited by the graduates who were studying in an unrelated field were to be able to change career choice, to have more/better career choices, and difficulty of finding employment in their previous field of study.

Institutional Research and Analysis



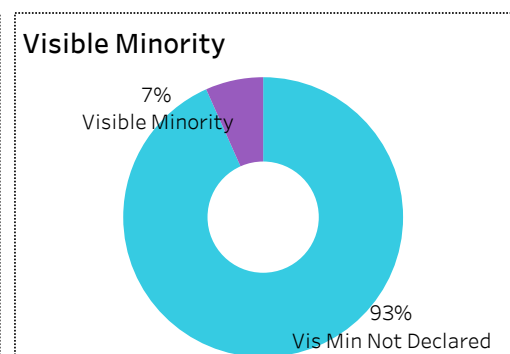
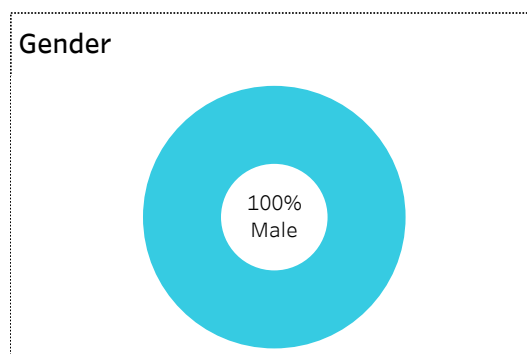
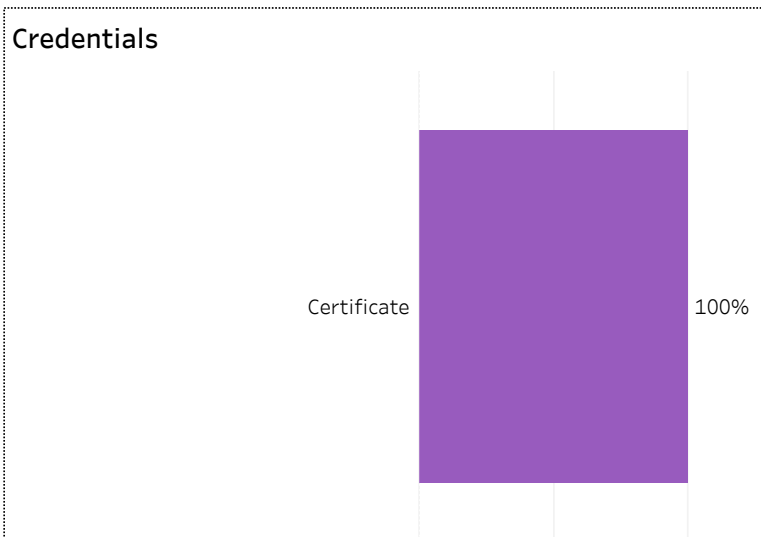
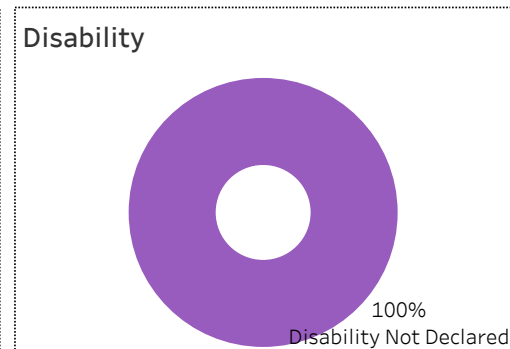
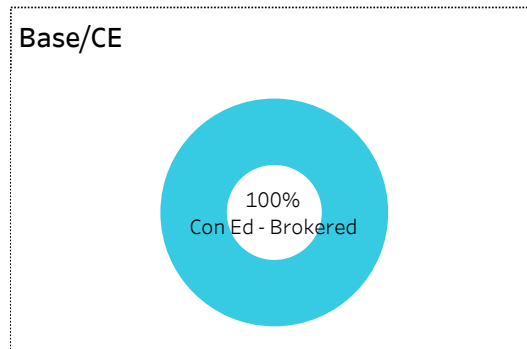
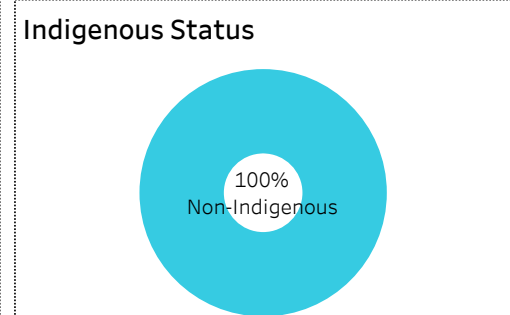
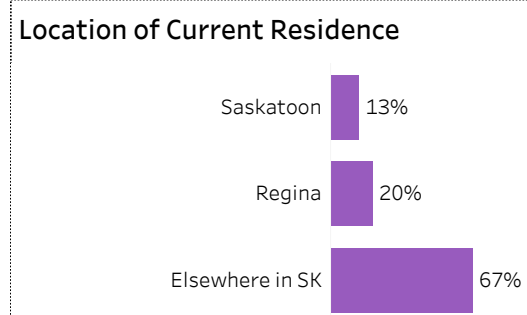

2019-20 Graduate Follow-up Survey Summary of Results (page 1/5) Respondent Profile



[Click on button to RESET Filters](#)

Number of Respondents
15

School: **Transportation** | Program: **Heavy Equip/Truck & Transport** | Credential: **Certificate** | Admin Campus: **Saskatoon** | Base/CE: **Con Ed - Brokered** | Indigenous: **Non-Indigenous**





2019-20 Graduate Follow-up Survey Summary of Results (page 2/5) Graduate Employment



[Click on button to RESET Filters](#)

Number of Respondents
15

School: **Transportation** | Program: **Heavy Equip/Truck & Transport** | Credential: **Certificate** | Admin Campus: **Saskatoon** | Base/CE: **Con Ed - Brokered** | Indigenous: **Non-Indigenous**

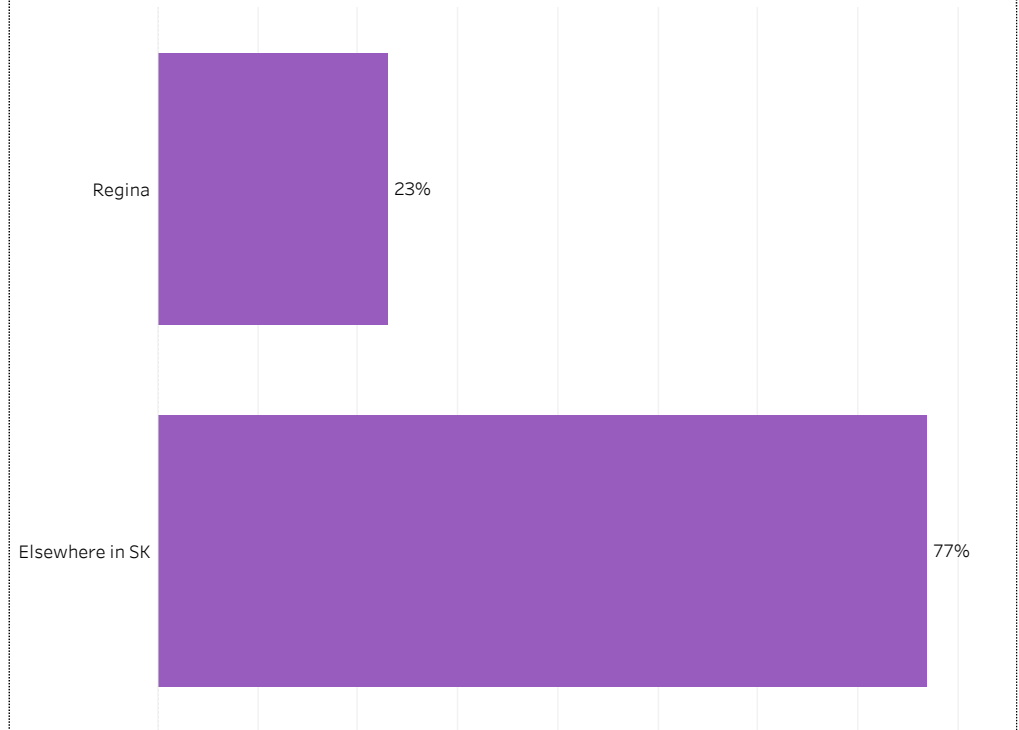
Overall Employment Rate

#Available Workforce	# of Grads Employed	Employment Rate	# of Fulltime Employed Grads	Full-time Employment Rate
14	13	93%	13	93%

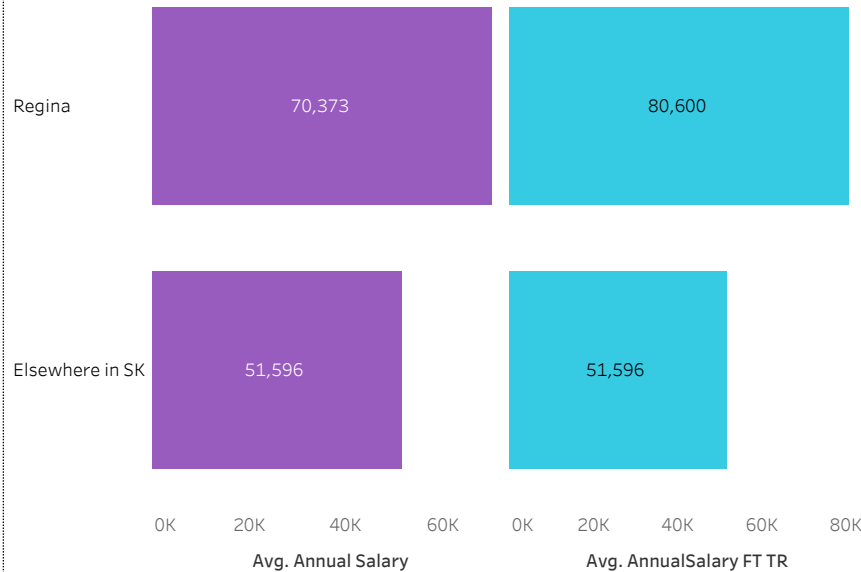
Training Related (TR) Employment

#Available Workforce	# of TR Employed Grads	TR Employment Rate	# of Fulltime TR Employed Grads	Full-time TR Employment Rate
14	11	79%	11	79%

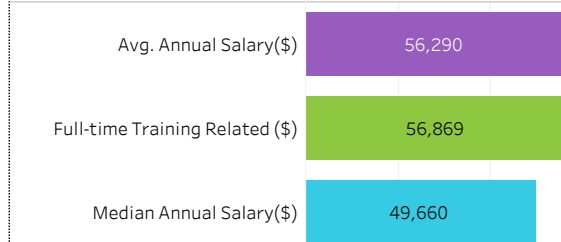
Location of Employment



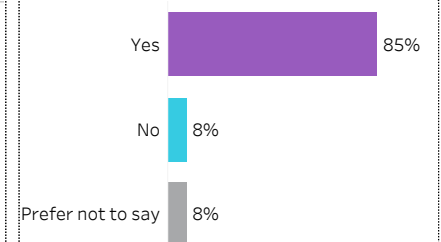
Average Salaries by Location of Employment



Average/Median Salary



Relatedness of Job to Training



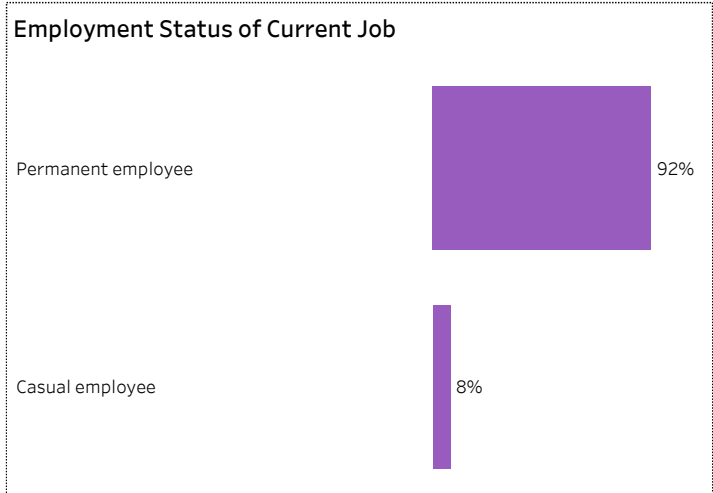
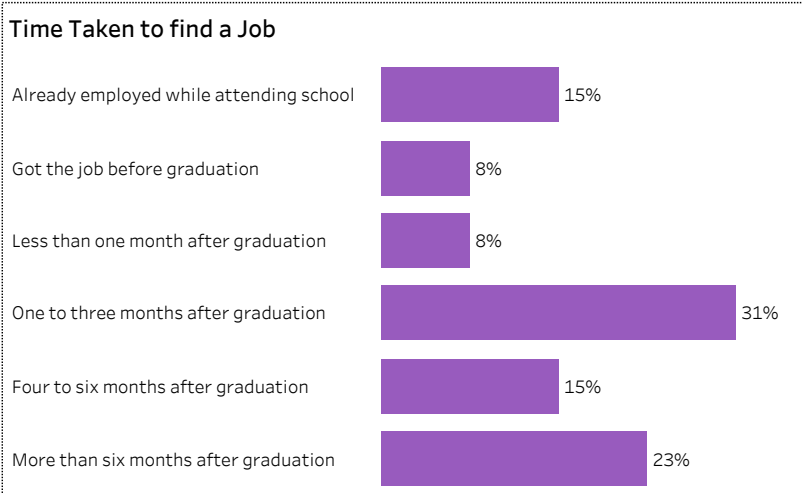
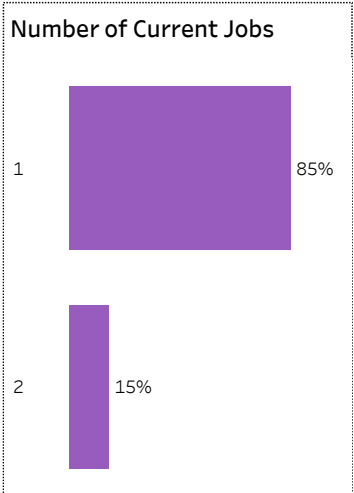
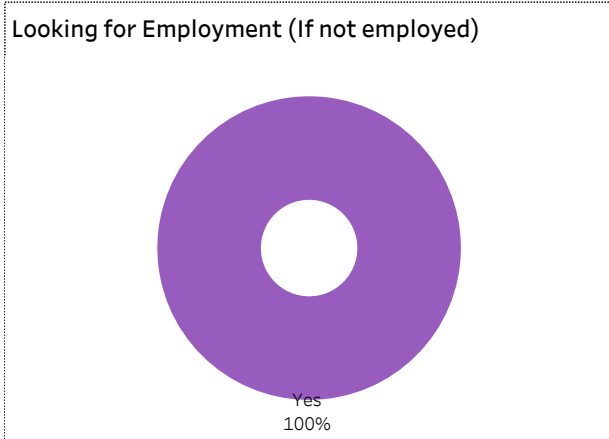
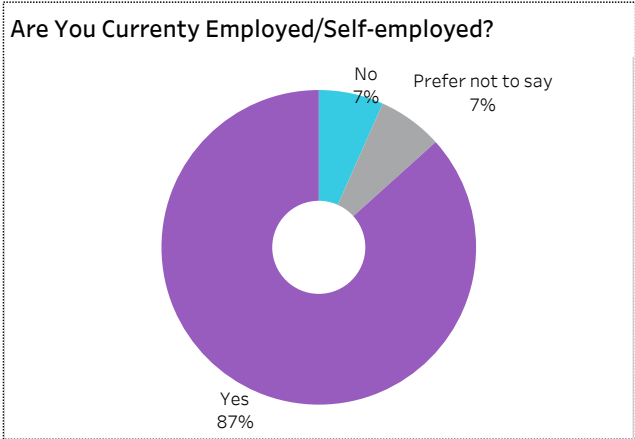


2019-20 Graduate Follow-up Survey Summary of Results (page 3/5) Graduate Employment (continued)



[Click on button to RESET Filters](#)

Number of Respondents **15** | School: **Transportation** | Program: **Heavy Equip/Truck & Transport** | Credential: **Certificate** | Admin Campus: **Saskatoon** | Base/CE: **Con Ed - Brokered** | Indigenous: **Non-Indigenous**





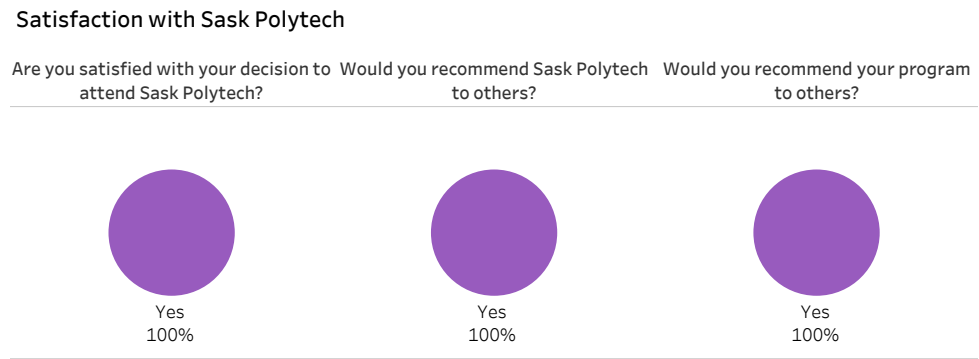
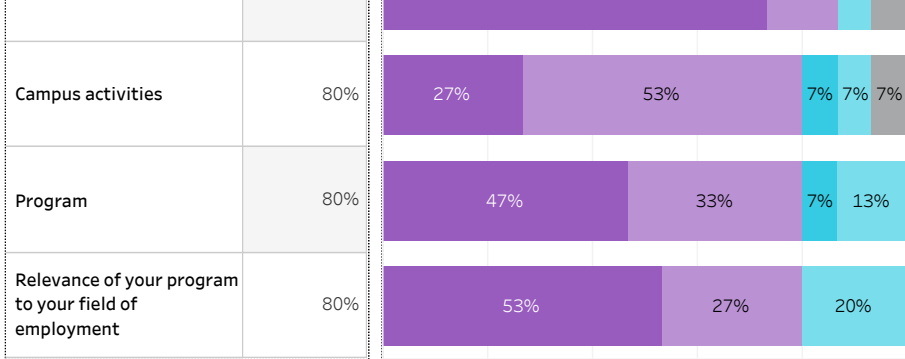
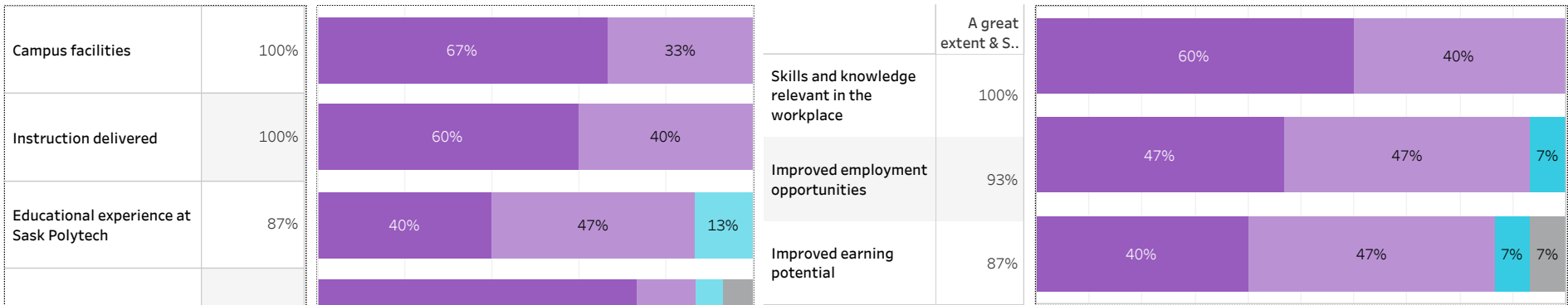
2019-20 Graduate Follow-up Survey Summary of Results (page 4/5) Satisfaction and Program Benefits



Click on button to RESET Filters

Number of Respondents 15	School: Transportation Program: Heavy Equip/Truck & Transport Credential: Certificate Admin Campus: Saskatoon Base/CE: Con Ed - Brokered Indigenous: Non-Indigenous
------------------------------------	---

Level of Satisfaction	Very Satisfied & Somewhat Satisfied	<ul style="list-style-type: none"> Very satisfied Somewhat satisfied Very dissatisfied Somewhat dissatisfied Not sure 	Program Benefits	<ul style="list-style-type: none"> A Great Extent & Some Extent Some extent A great extent No extent at all Not sure
-----------------------	-------------------------------------	--	------------------	---



Institutional Research and Analysis



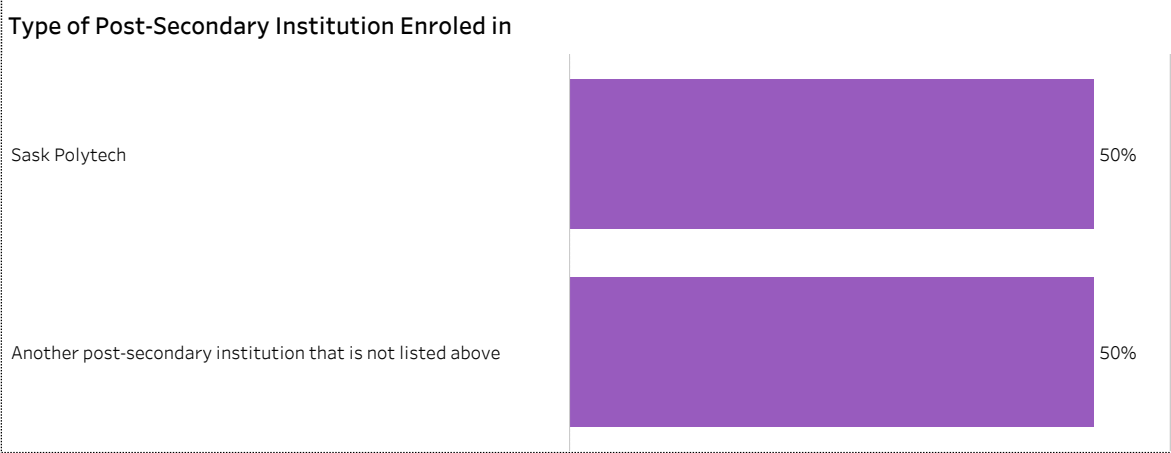
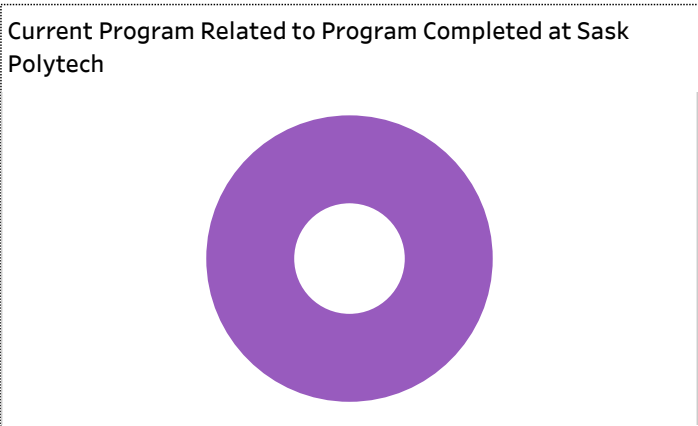

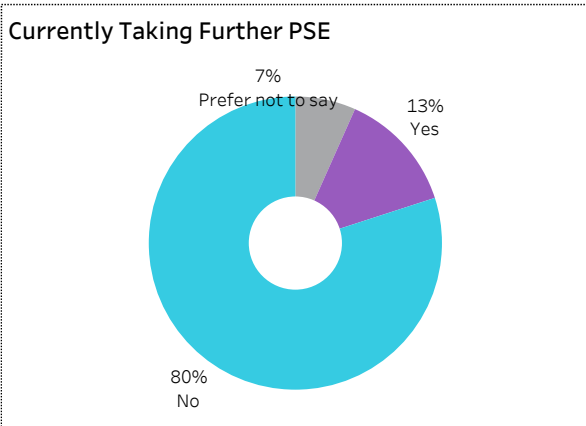
2019-20 Graduate Follow-up Survey Summary of Results (page 5/5) Further Post-Secondary Education



[Click on button to RESET Filters](#)

Number of Respondents
15

School: **Transportation** | Program: **Heavy Equip/Truck & Transport** | Credential: **Certificate** | Admin Campus: **Saskatoon** | Base/CE: **Con Ed - Brokered** | Indigenous: **Non-Indigenous**



Among the students who pursued further education, 25% indicated the program was not related to the one they completed at Sask Polytech. Common reasons cited by the graduates who were studying in an unrelated field were to be able to change career choice, to have more/better career choices, and difficulty of finding employment in their previous field of study.

Institutional Research and Analysis



2019-20 Graduate Follow-up Survey Summary of Results (page 1/5) Respondent Profile

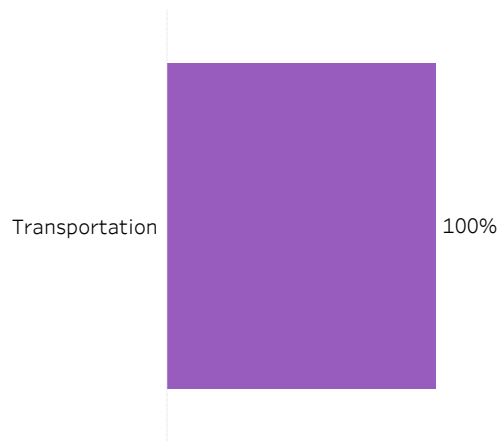


[Click on button to RESET Filters](#)

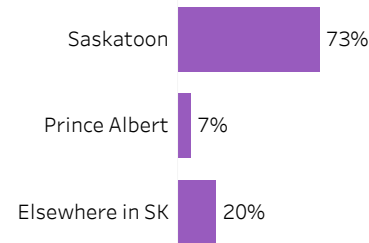
Number of Respondents
15

School: **Transportation** | Program: **Parts Management Technician** | Credential: **Certificate** | Admin Campus: **Saskatoon** | Base/CE: **Base** | Indigenous: **Non-Indigenous**

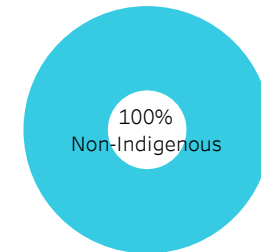
School




Location of Current Residence



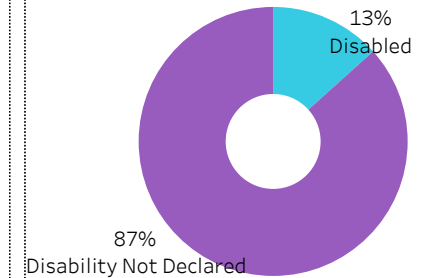
Indigenous Status



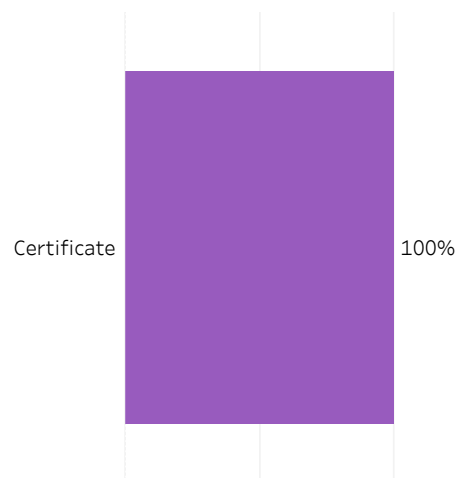
Base/CE



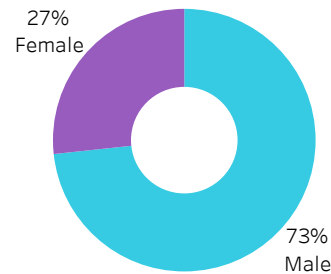
Disability



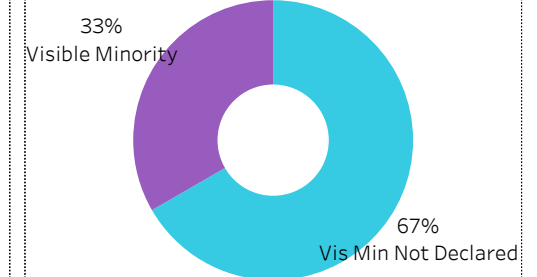
Credentials



Gender



Visible Minority





2019-20 Graduate Follow-up Survey Summary of Results (page 2/5) Graduate Employment



[Click on button to RESET Filters](#)

Number of Respondents
15

School: **Transportation** | Program: **Parts Management Technician** | Credential: **Certificate** | Admin Campus: **Saskatoon** | Base/CE: **Base** |
Indigenous: **Non-Indigenous**

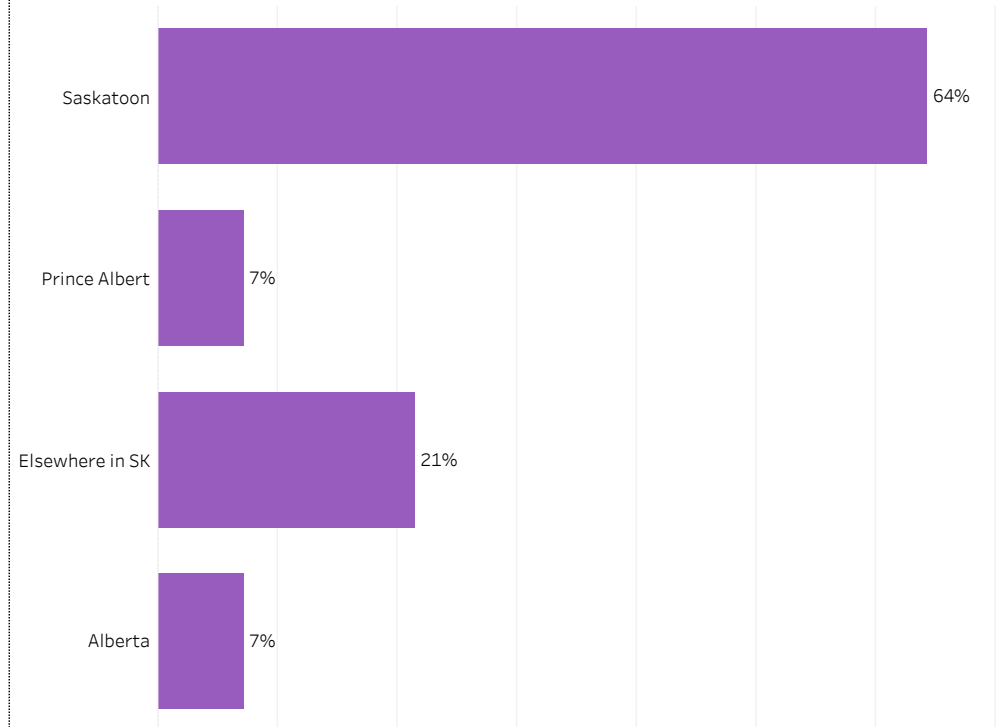
Overall Employment Rate

#Available Workforce	# of Grads Employed	Employment Rate	# of Fulltime Employed Grads	Full-time Employment Rate
15	15	100%	7	47%

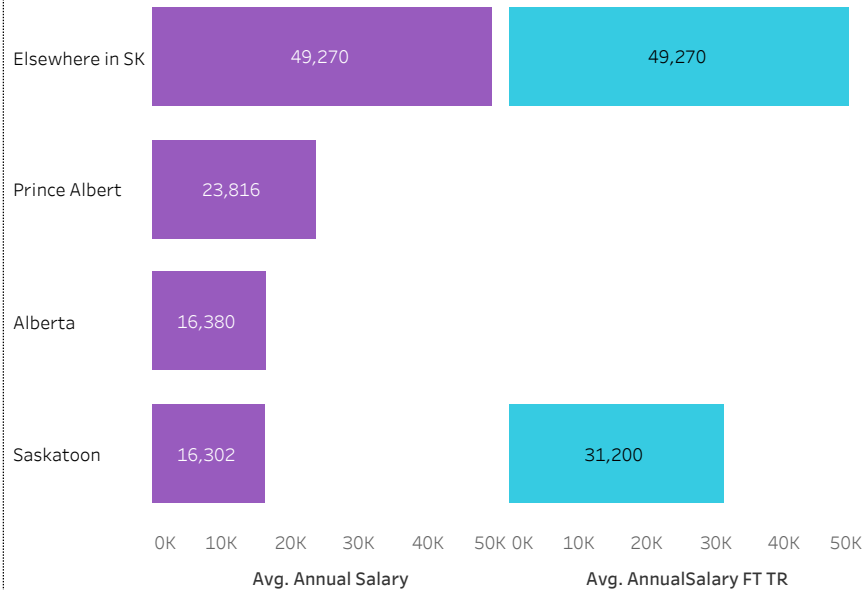
Training Related (TR) Employment

#Available Workforce	# of TR Employed Grads	TR Employment Rate	# of Fulltime TR Employed Grads	Full-time Training Related Employment Rate
15	6	40%	4	27%

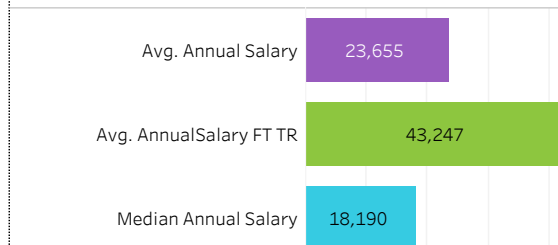
Location of Employment



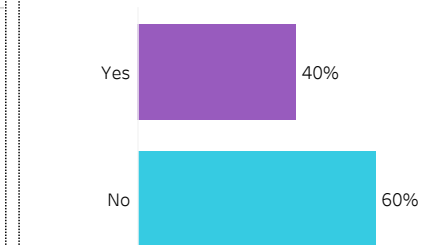
Average Salaries by Location of Employment



Average/Median Salary



Relatedness of Job to Training

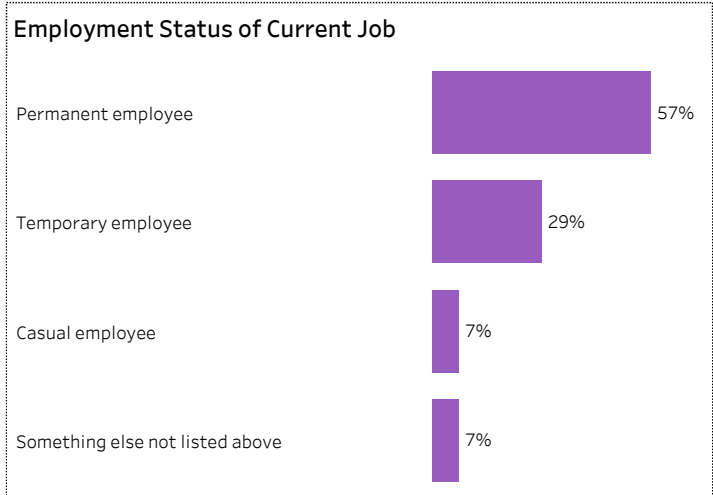
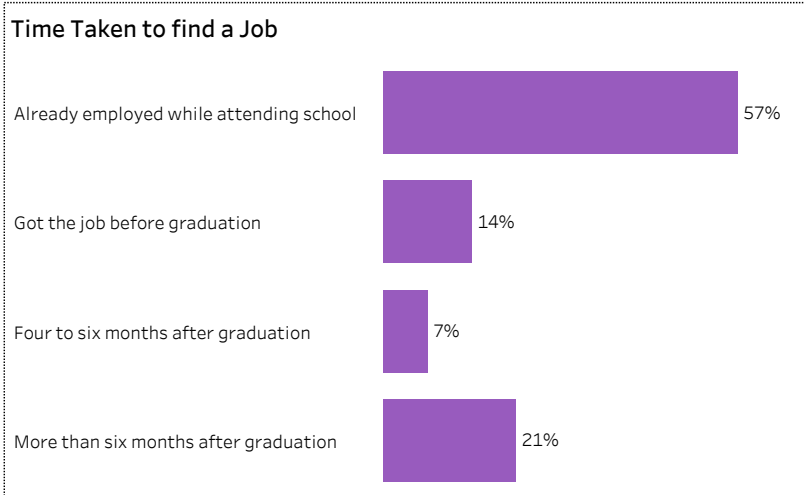
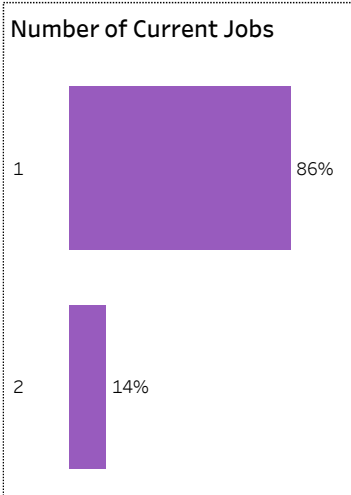

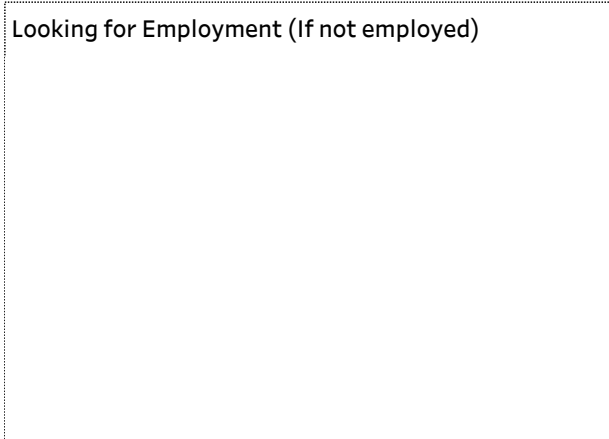
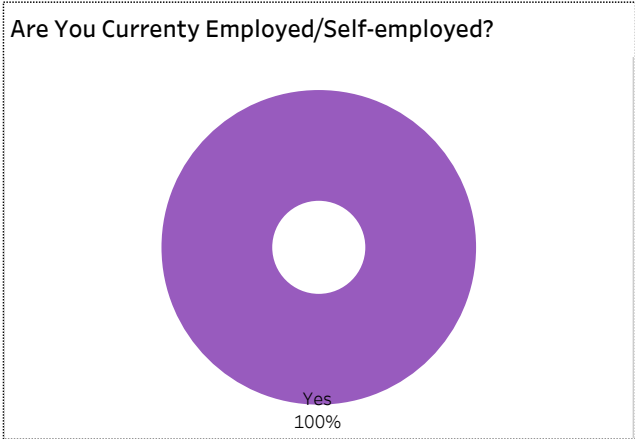




2019-20 Graduate Follow-up Survey
 Summary of Results (page 3/5)
 Graduate Employment (continued)



Number of Respondents: **15**
 School: **Transportation** | Program: **Parts Management Technician** | Credential: **Certificate** | Admin Campus: **Saskatoon** | Base/CE: **Base** | Indigenous: **Non-Indigenous**





2019-20 Graduate Follow-up Survey Summary of Results (page 4/5) Satisfaction and Program Benefits



Click on button to RESET Filters

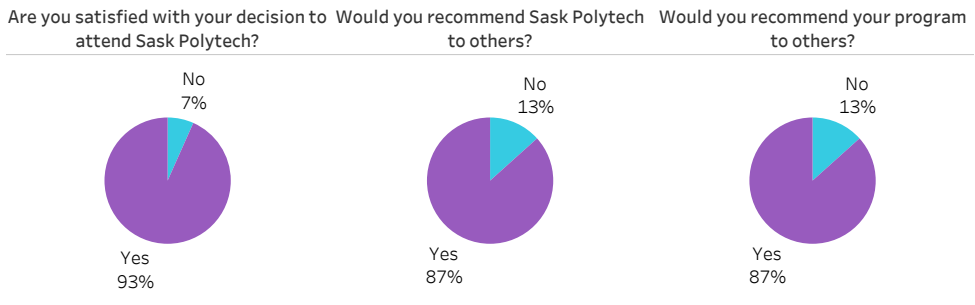
Number of Respondents 15	School: Transportation Program: Parts Management Technician Credential: Certificate Admin Campus: Saskatoon Base/CE: Base Indigenous: Non-Indigenous
------------------------------------	--

Level of Satisfaction	Very Satisfied & Somewhat Satisfied	Very dissatisfied	Somewhat dissatisfied	Very satisfied	Somewhat satisfied	Not sure	Program Benefits	A Great Extent & Some Extent	No extent at all	Some extent	A great extent
-----------------------	-------------------------------------	-------------------	-----------------------	----------------	--------------------	----------	------------------	------------------------------	------------------	-------------	----------------

Instruction delivered	100%	87%	13%			
Educational experience at Sask Polytech	100%	60%	40%			
Program	93%	73%	20%	7%		
Student support services	93%	67%	27%	7%		
Campus activities	87%	60%	27%	13%		
Campus facilities	87%	67%	20%	13%		
Relevance of your program to your field of employment	80%	60%	20%	7%	13%	

Skills and knowledge relevant in the workplace	93%	73%	20%	7%
Improved earning potential	87%	53%	33%	13%
Improved employment opportunities	87%	53%	33%	13%

Satisfaction with Sask Polytech



Institutional Research and Analysis

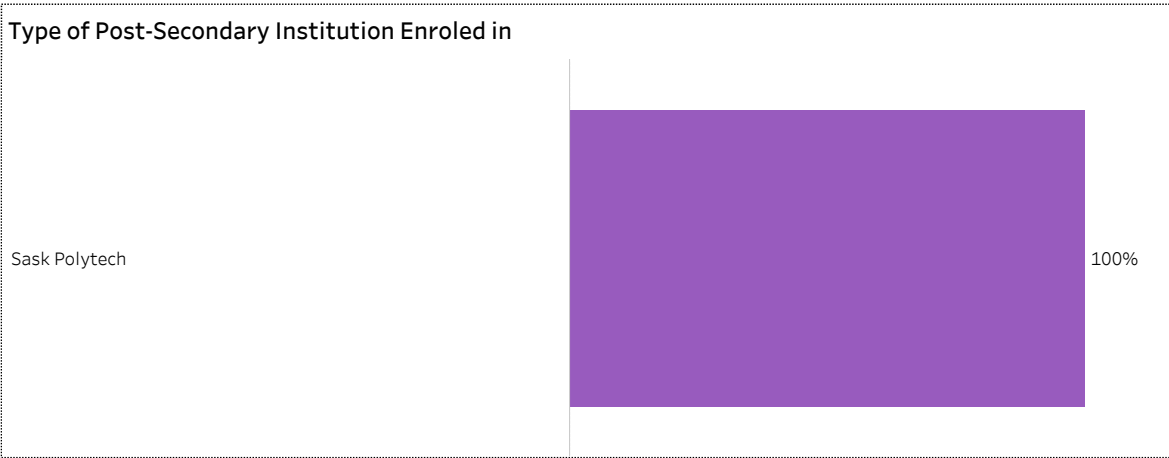
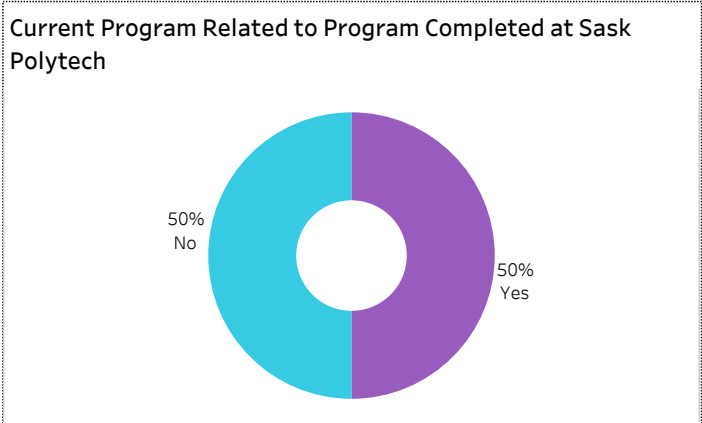
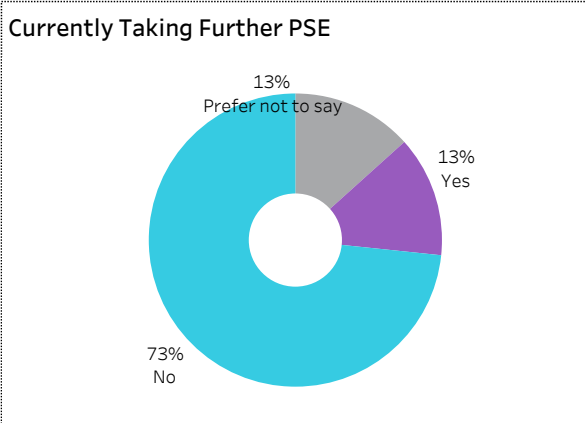


2019-20 Graduate Follow-up Survey Summary of Results (page 5/5) Further Post-Secondary Education



[Click on button to RESET Filters](#)

Number of Respondents: **15**
School: **Transportation** | Program: **Parts Management Technician** | Credential: **Certificate** | Admin Campus: **Saskatoon** | Base/CE: **Base** | Indigenous: **Non-Indigenous**



Among the students who pursued further education, 25% indicated the program was not related to the one they completed at Sask Polytech. Common reasons cited by the graduates who were studying in an unrelated field were to be able to change career choice, to have more/better career choices, and difficulty of finding employment in their previous field of study.

Institutional Research and Analysis



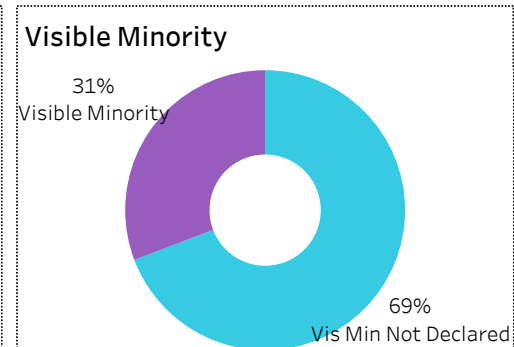
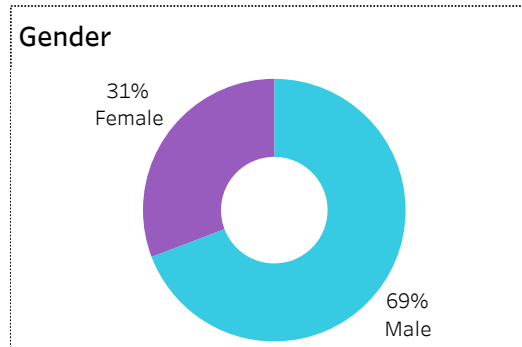
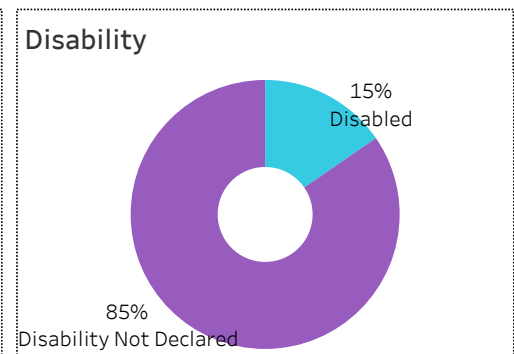

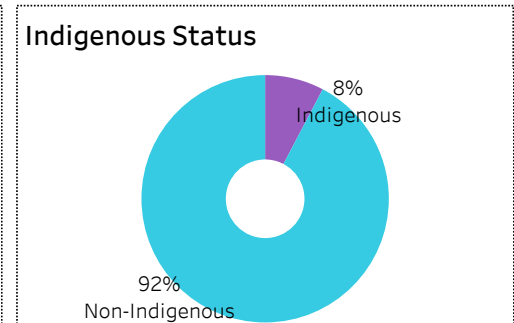
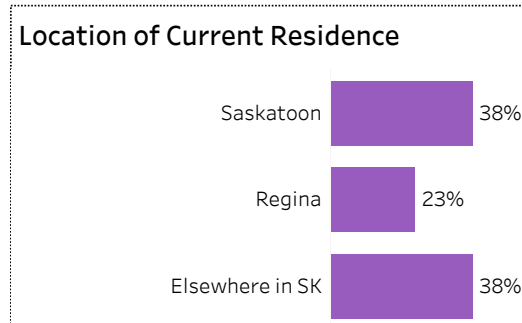
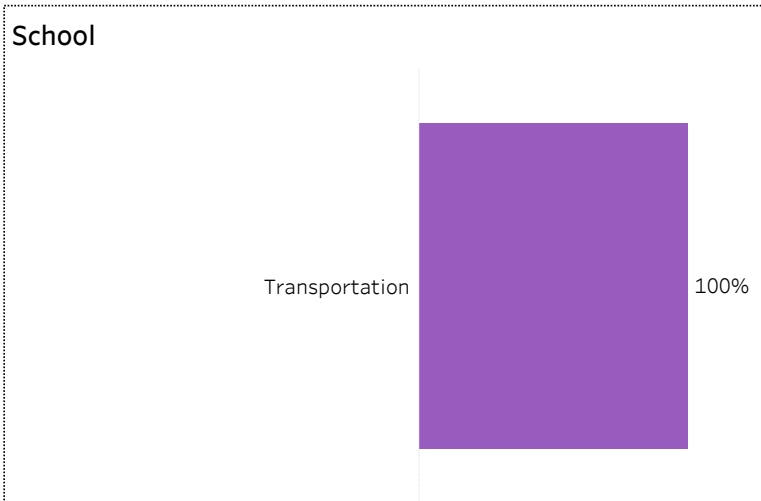
2019-20 Graduate Follow-up Survey Summary of Results (page 1/5) Respondent Profile



[Click on button to RESET Filters](#)

Number of Respondents
13

School: **Transportation** | Program: **Warehouse Worker** | Credential: **Certificate of Achievement** | Admin Campus: **Saskatoon** | Base/CE: **Con Ed - Sask Polytech Delivered** | Indigenous: **All**





2019-20 Graduate Follow-up Survey Summary of Results (page 2/5) Graduate Employment



[Click on button to RESET Filters](#)

Number of Respondents
13

School: **Transportation** | Program: **Warehouse Worker** | Credential: **Certificate of Achievement** | Admin Campus: **Saskatoon** | Base/CE: **Con Ed - Sask Polytech Delivered** | Indigenous: **All**

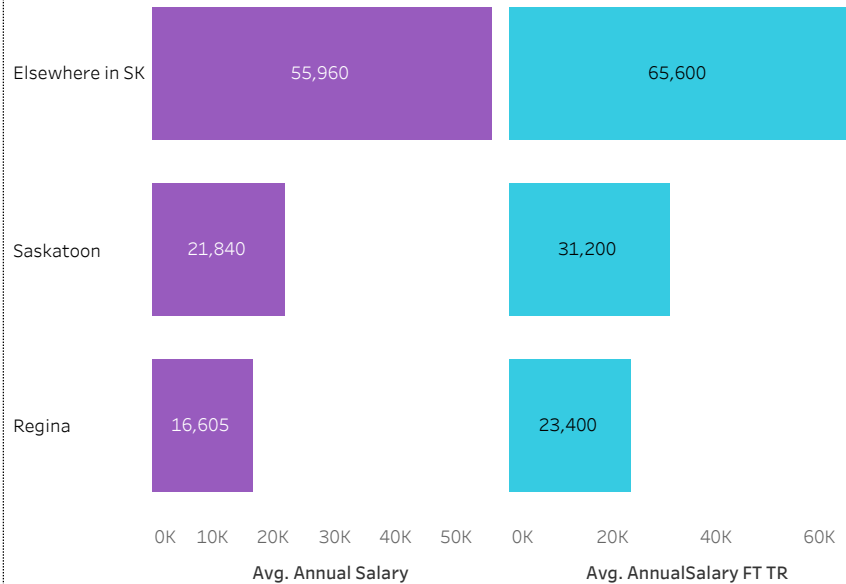
Overall Employment Rate

#Available Workforce	# of Grads Employed	Employment Rate	# of Fulltime Employed Grads	Full-time Employment Rate
12	11	92%	8	67%

Training Related (TR) Employment

#Available Workforce	# of TR Employed Grads	TR Employment Rate	# of Fulltime TR Employed Grads	Full-time Training Related Employment Rate
12	7	58%	5	42%

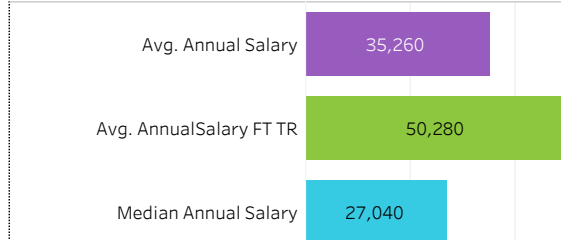
Average Salaries by Location of Employment



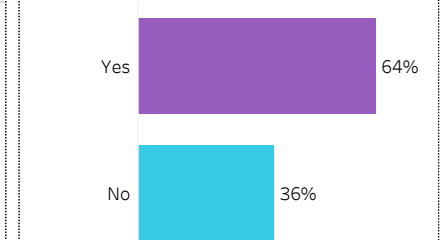
Location of Employment



Average/Median Salary



Relatedness of Job to Training



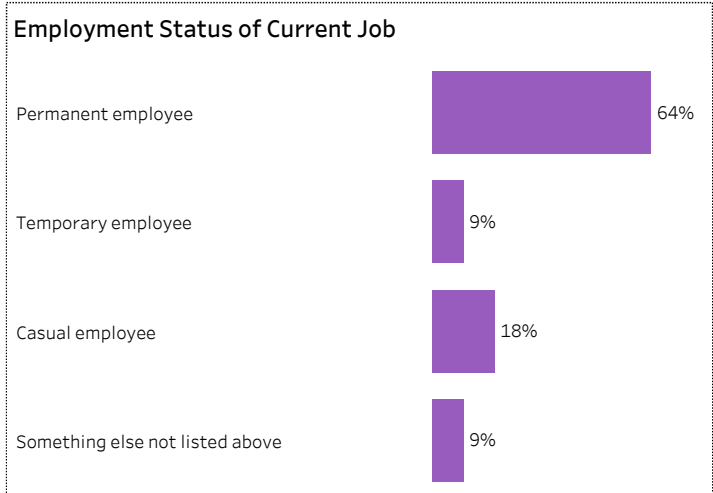
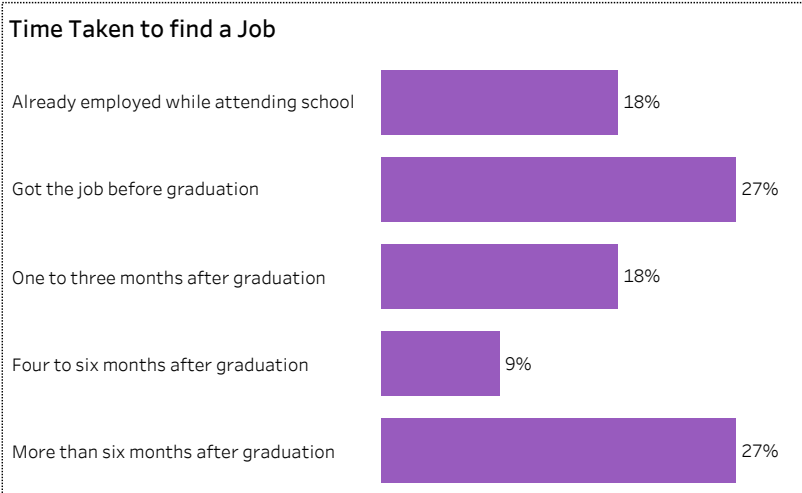
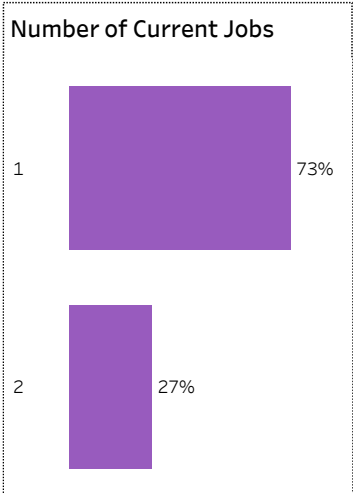
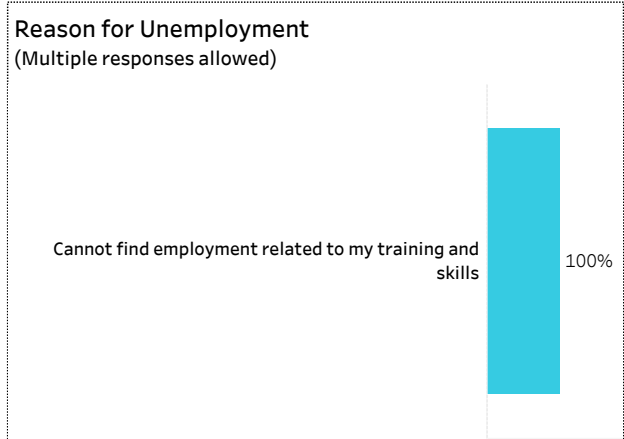
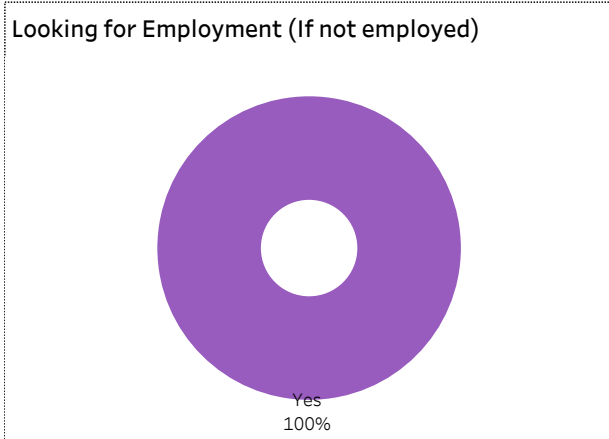
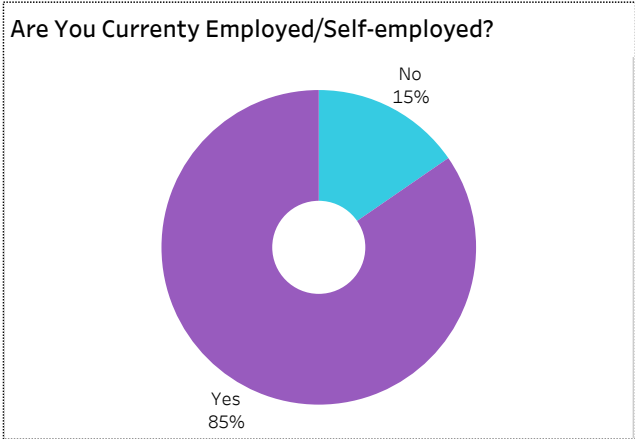


2019-20 Graduate Follow-up Survey Summary of Results (page 3/5) Graduate Employment (continued)



[Click on button to RESET Filters](#)

Number of Respondents **13** | School: **Transportation** | Program: **Warehouse Worker** | Credential: **Certificate of Achievement** | Admin Campus: **Saskatoon** | Base/CE: **Con Ed - Sask Polytech Delivered** | Indigenous: **All**





2019-20 Graduate Follow-up Survey Summary of Results (page 4/5) Satisfaction and Program Benefits



Click on button to RESET Filters

Number of Respondents 13	School: Transportation Program: Warehouse Worker Credential: Certificate of Achievement Admin Campus: Saskatoon Base/CE: Con Ed - Sask Polytech Delivered Indigenous: All
------------------------------------	--

Level of Satisfaction	Very Satisfied & Somewhat Satisfied	Very satisfied Somewhat satisfied Somewhat dissatisfied Not sure	Program Benefits	A Great Extent & Some Extent	Not sure No extent at all Some extent A great extent
-----------------------	-------------------------------------	---	------------------	------------------------------	---

Instruction delivered	100%	77% 23%
Program	100%	69% 31%
Educational experience at Sask Polytech	92%	69% 23% 8%
Relevance of your program to your field of employment	92%	69% 23% 8%
Student support services	85%	62% 23% 15%
Campus facilities	77%	62% 15% 23%
Campus activities	69%	38% 31% 8% 23%


	A Great Extent & Some Extent	
Skills and knowledge relevant in the workplace	100%	69% 31%
Improved employment opportunities	92%	62% 31% 8%
Improved earning potential	85%	54% 31% 8% 8%

Satisfaction with Sask Polytech

Are you satisfied with your decision to attend Sask Polytech? Would you recommend Sask Polytech to others? Would you recommend your program to others?



Yes
100%



Yes
100%



Yes
100%

Institutional Research and Analysis

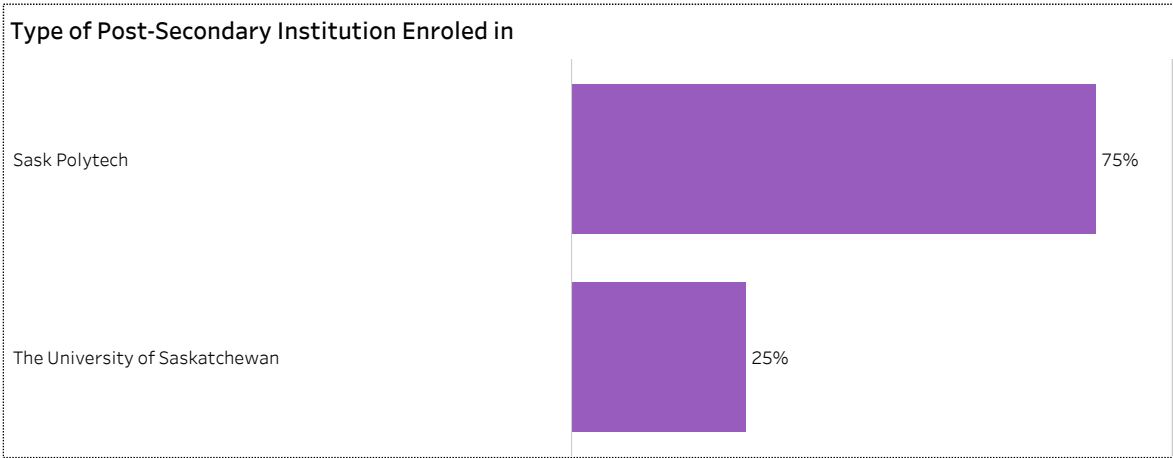
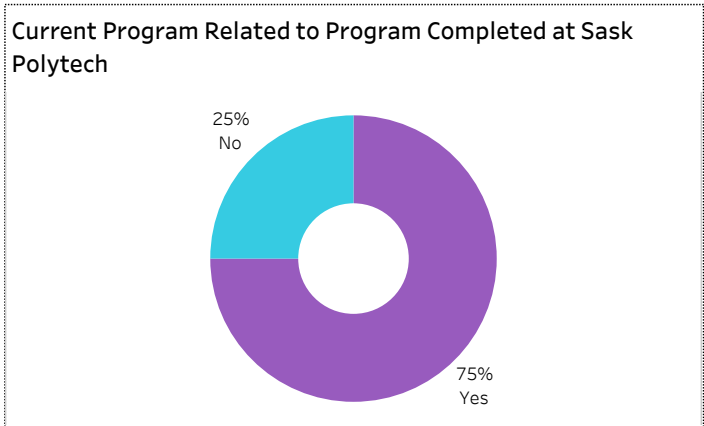

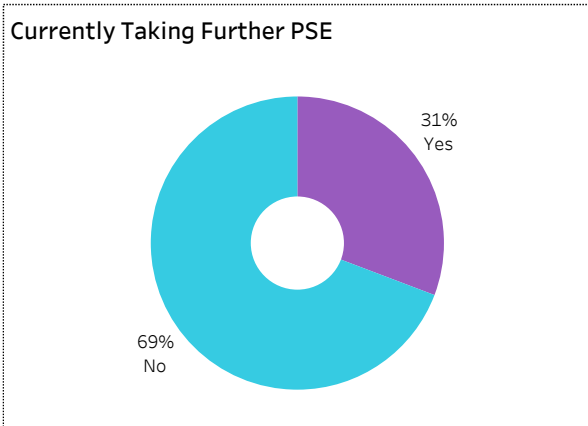


2019-20 Graduate Follow-up Survey Summary of Results (page 5/5) Further Post-Secondary Education



[Click on button to RESET Filters](#)

Number of Respondents: **13**
School: **Transportation** | Program: **Warehouse Worker** | Credential: **Certificate of Achievement** | Admin Campus: **Saskatoon** |
Base/CE: **Con Ed - Sask Polytech Delivered** | Indigenous: **All**



Among the students who pursued further education, 25% indicated the program was not related to the one they completed at Sask Polytech. Common reasons cited by the graduates who were studying in an unrelated field were to be able to change career choice, to have more/better career choices, and difficulty of finding employment in their previous field of study.

Institutional Research and Analysis