



2018-19 Graduate Follow-up Survey Results

Institutional Research and Analysis

Introduction

Saskatchewan Polytechnic ("Sask Polytech") annually surveys its graduates in certificate, diploma, and degree programs to determine their employment status six months to a year after graduation.

Graduates are asked to report on their employment status, employment in a training related occupation, location of employment, overall satisfaction with their program, as well as satisfaction with preparedness for employment in a training related field.

The survey of 2018-19 graduates was conducted between February and May of 2020. Out of a valid sample of 4,140 graduates, 2,475 completed the survey. The response rate was 60%.

Data Limitation

At institution level, the results from this survey are very reliable with a margin of error of +/- 1.2% at a 95% confidence level. Results at the program level may not be statistically reliable due to small sample sizes. Caution is needed when interpreting those results.

How to Use This Workbook

To use this workbook, select the name of the program, credential, school, administering campus and program type from the filters on the first survey summary page. Once selections have been made, browse the dashboard to view the survey results.

Graduates from programs delivered by Sask Polytech and from brokered programs were surveyed. To see the results for programs delivered by Sask Polytech only, please unchecked the "Con Ed - Brokered" option in the Base/Con Ed/Brokered filter.

Further filtering by gender, citizenship, and Indigenous status is also available.

The results from the 2016-17 and the 2017-18 Graduate Follow-up Surveys are also included in this workbook. They can be viewed by selecting specific year in the Class of Graduates filter.





2018-19 Graduate Followup Survey Results Table of Contents

	Page
Institutional Highlights	1
Overall Institutional Results - All Students	2
Overall Base Students	4
Overall Continuing Education Students - Sask Polytech Delivered	6
Overall Continuing Education Students - Brokered	8
Overall Indigenous Students	10
Overall Indigenous Base Students	12
Overall Indigenous Continuing Education Students - Sask Polytech Delivered	14
Overall Indigenous Continuing Education Students - Brokered	16

Program level details are available upon request to: institutionalresearch@saskpolytech.ca



2018-19 Graduate Follow-up Survey Results

Institutional Research and Analysis

The highlights of 2018-19 Graduate Follow-up Survey Results focus on programs delivered by Sask Polytech only (excluding brokered programs) unless otherwise stated.

* Overall program satisfaction remained strong. Nine in ten (93%) graduates continued to feel either very satisfied (65%) or somewhat satisfied (28%) with their program at Sask Polytech.

* Nine in ten (91%) graduates of the class of 2018-19 were either very satisfied (64%) or somewhat satisfied (27%) with the relevance of program to their field of employment, consistent with results from the previous survey.

* The overall employment rate was 92% - two percentage points down from the class of 2017-18.

* Indigenous graduate employment rate was 83% for the class of 2018-19, five percentage points down from the result of the 2017-18 survey.

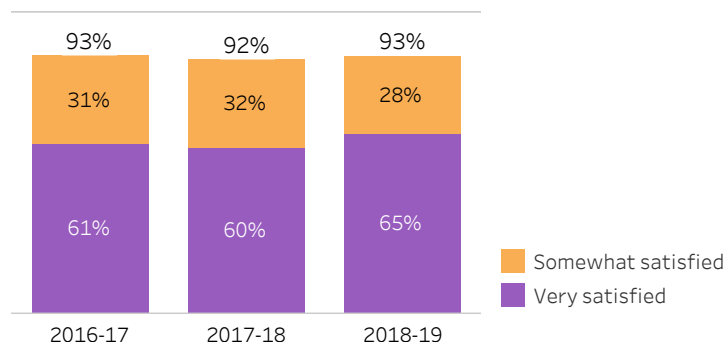
* Graduates from base programs tended to have higher employment rate compared to those from continuing education programs. Graduates from continuing education programs delivered by Sask Polytech were more likely to be employed compared to their counterparts from brokered programs.

* The average annual salary for full-time training related occupations were \$51,841 for the class of 2018-19 graduates, down from the average annual salary for the class of 2017-18 (\$53,963).

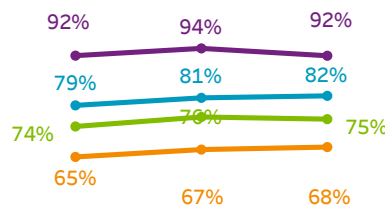
* Most graduates surveyed stayed (95%) and were employed (94%) in Saskatchewan at the time of the survey.

* A small portion of graduates (16%) were taking further post-secondary education at the time of the survey, of which four in ten (40%) were enrolled in Sask Polytech.


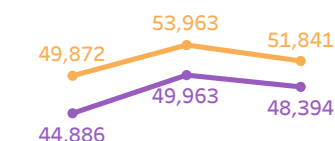
Satisfaction with Program



Employment Rate



Annual Salary of Main Job





2018-19 Graduate Follow-up Survey

Summary of Results (1/2)

Campus: **All**; School: **All**; Program: **All**; Credential: **All**; Program Type: **All**

Number of Respondents:
2,475

Class of Graduates
2018-19

School
All

Administering Campus
All

Program
All

Credential
All

Base/Con Ed/Brokered
All

Overall Employment

Available Workforce	# of Grads Employed	Employment Rate	# of Full-time Employed Grads	Full-time Employment Rate
2,263	2,073	92%	1,825	81%

Training Related Employment

Available Workforce	# of Grads Employed	Employment Rate	# of Full-time Employed Grads	Full-time Employment Rate
2,263	1,699	75%	1,521	67%

Location of Employment

Saskatoon	Regina	Moose Jaw	Prince Albert	Elsewhere in SK	Outside Sask
29%	22%	4%	7%	32%	6%

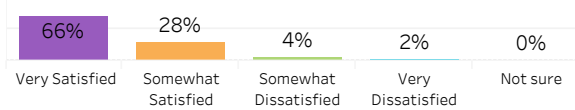
Average Annual Salary

Overall (\$)	47,967
Full-time Training Related (\$)	51,630

Salary by Location

	Overall (\$)	Full-time Training Related (\$)
Saskatoon	46,591	51,195
Regina	48,389	51,586
Moose Jaw	45,281	47,921
Prince Albert	44,318	48,889
Elsewhere in SK	47,685	51,509
Alberta	64,139	62,763
British Columbia	65,809	66,491
Manitoba	56,224	59,352
Ontario	54,076	52,875
Elsewhere in Canada	56,576	61,069
Outside of Canada	46,506	37,155

Overall Satisfaction with Program



Satisfaction with Sask Polytech

Satisfied with the decision to attend Saskpolytech	Recommend program to others	Recommend Saskpolytech to others
95%	91%	96%

Satisfaction with Campus Facilities & Services

■ Satisfied ■ Dissatisfied ■ Not sure

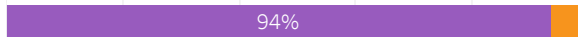
Campus facilities



Campus activities



Instruction delivered



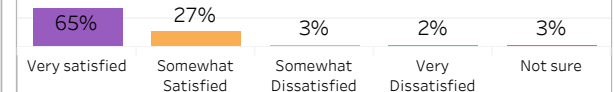
Student support services



Educational experience

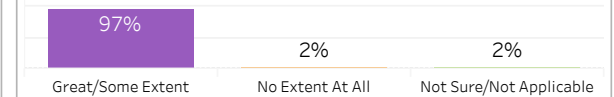


Relevance of Program to Field of Employment

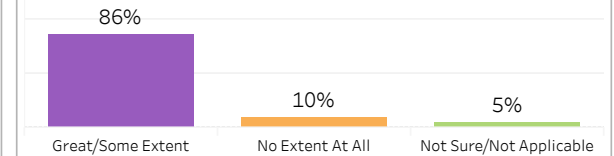


Program Benefits

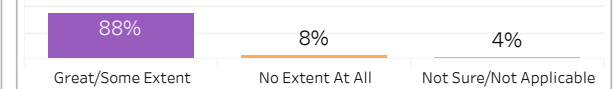
Skills and knowledge relevant in the workplace



Improved earning potential



Improved employment opportunities



Location of Current Residence

Saskatoon	Regina	Moose Jaw	Prince Albert	Elsewhere in SK	Outside Sask
29%	22%	5%	9%	30%	5%

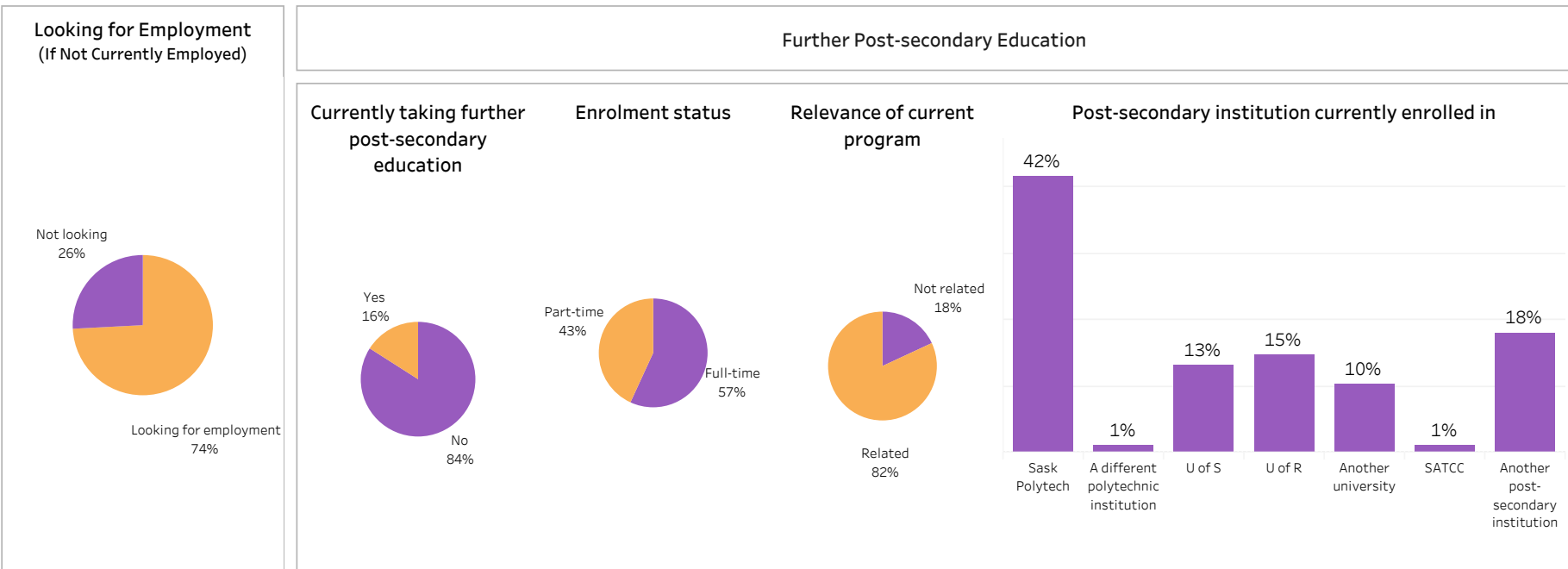
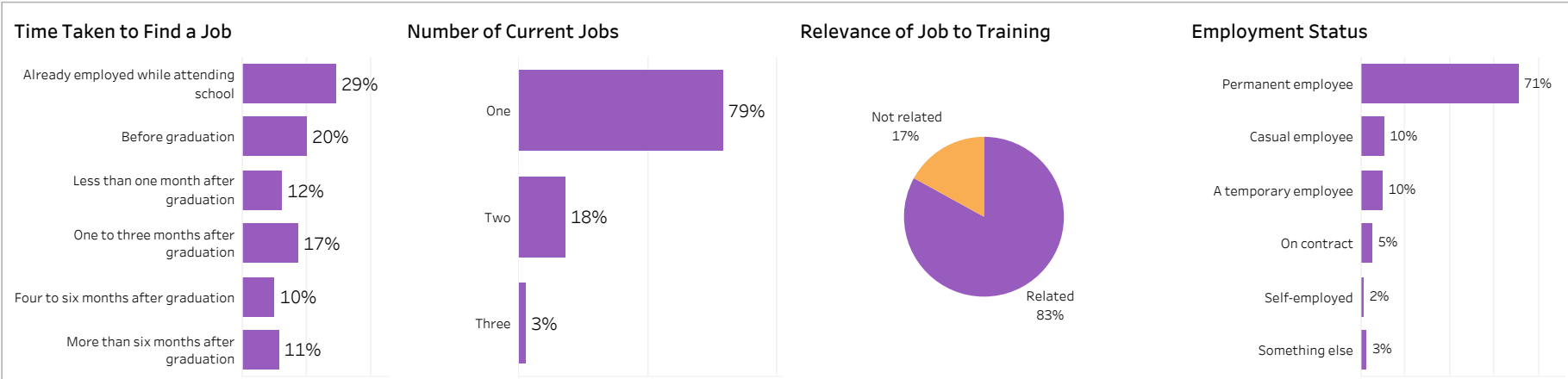
Institutional Research and Analysis (IR&A)



2018-19 Graduate Follow-up Survey Summary of Results (2/2)

Campus: **All**; School: **All**; Program: **All**; Credential: **All**; Program Type: **All**

Number of
Respondents: 2,475





2018-19 Graduate Follow-up Survey

Summary of Results (1/2)

Campus: **All**; School: **All**; Program: **All**; Credential: **All**; Program Type: **Base**

Number of Respondents:
1,374

Class of Graduates
2018-19

School
All

Administering Campus
All

Program
All

Credential
All

Base/Con Ed/Brokered
Base

Overall Employment

Available Workforce	# of Grads Employed	Employment Rate	# of Full-time Employed Grads	Full-time Employment Rate
1,245	1,157	93%	1,033	83%

Training Related Employment

Available Workforce	# of Grads Employed	Employment Rate	# of Full-time Employed Grads	Full-time Employment Rate
1,245	944	76%	861	69%

Location of Employment

Saskatoon	Regina	Moose Jaw	Prince Albert	Elsewhere in SK	Outside Sask
33%	25%	5%	9%	21%	6%

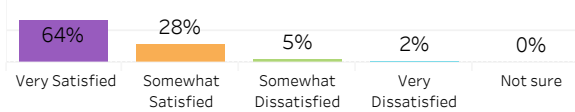
Average Annual Salary

Overall (\$)	47,519
Full-time Training Related (\$)	50,612

Salary by Location

	Overall (\$)	Full-time Training Related (\$)
Saskatoon	43,897	48,070
Regina	47,042	50,182
Moose Jaw	43,556	48,156
Prince Albert	44,460	48,165
Elsewhere in SK	52,312	54,299
Alberta	63,816	63,746
British Columbia	67,346	66,567
Manitoba	48,708	48,708
Ontario	55,264	53,086
Elsewhere in Canada	57,500	
Outside of Canada	44,604	24,000

Overall Satisfaction with Program



Satisfaction with Sask Polytech

Satisfied with the decision to attend Saskpolytech	Recommend program to others	Recommend Saskpolytech to others
95%	90%	96%

Satisfaction with Campus Facilities & Services

■ Satisfied ■ Dissatisfied ■ Not sure

Campus facilities



Campus activities



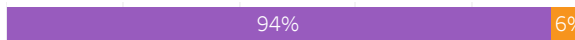
Instruction delivered



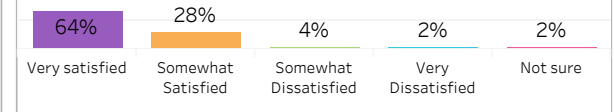
Student support services



Educational experience

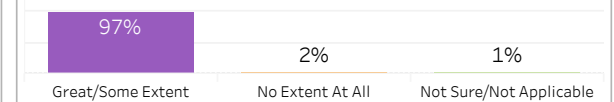


Relevance of Program to Field of Employment

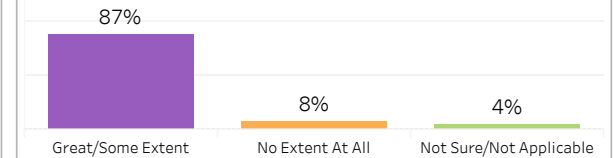


Program Benefits

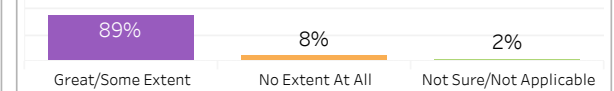
Skills and knowledge relevant in the workplace



Improved earning potential



Improved employment opportunities



Location of Current Residence

Saskatoon	Regina	Moose Jaw	Prince Albert	Elsewhere in SK	Outside Sask
35%	25%	7%	10%	18%	5%

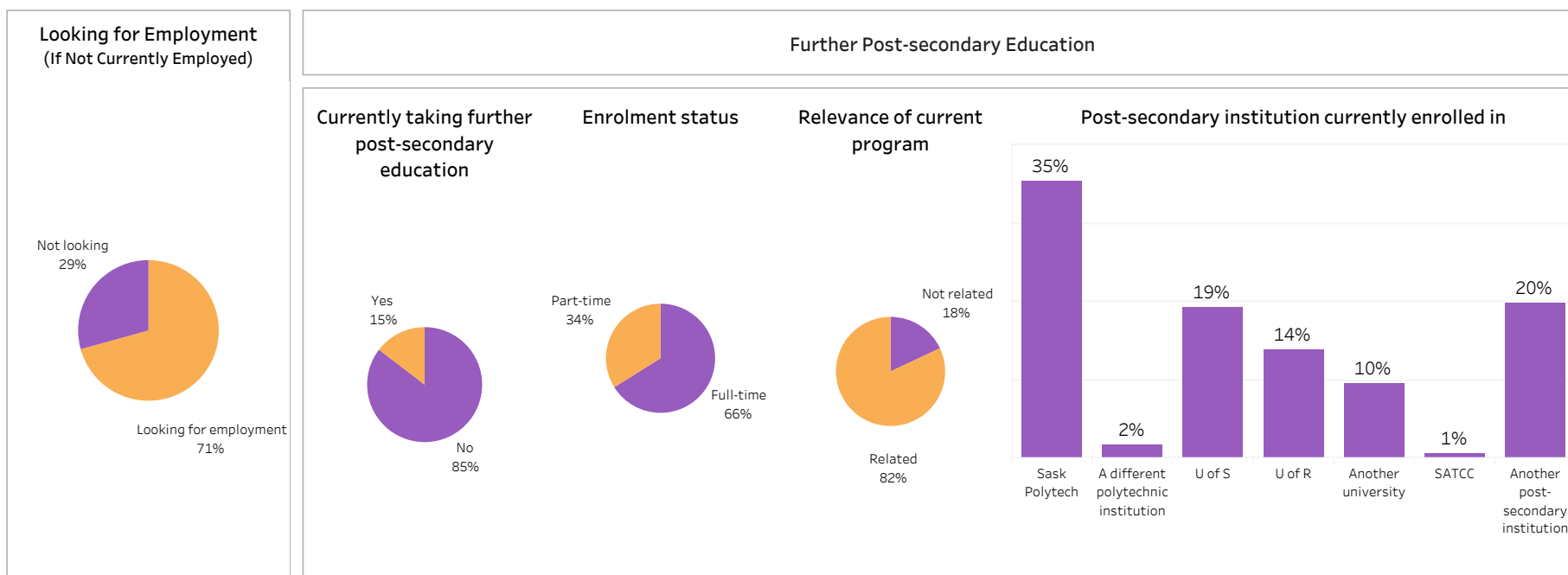
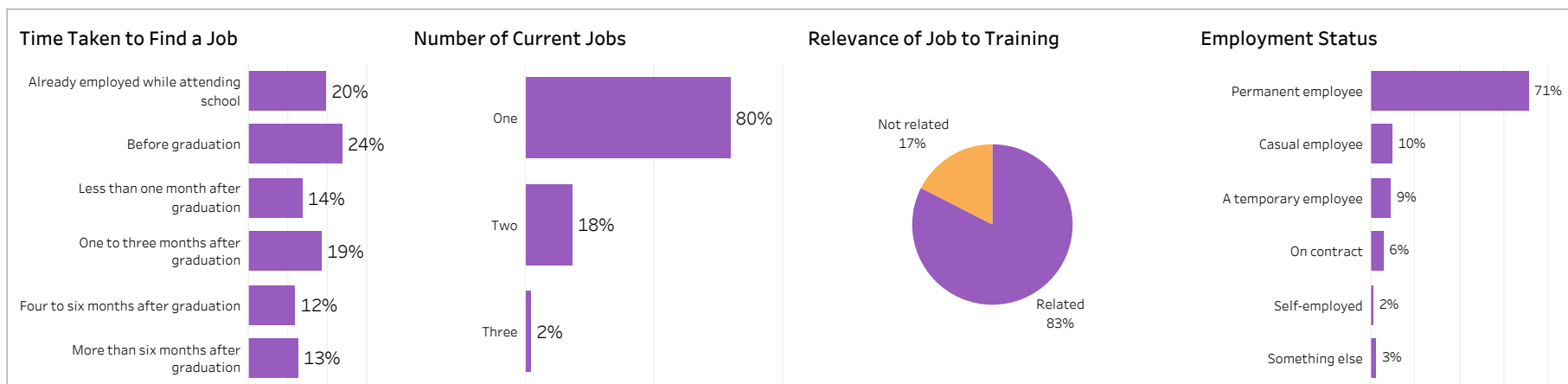
Institutional Research and Analysis (IR&A)



2018-19 Graduate Follow-up Survey Summary of Results (2/2)

Campus: **All**; School: **All**; Program: **All**; Credential: **All**; Program Type: **Base**

Number of
Respondents: 1,374



Institutional Research and Analysis (IR&A)



2018-19 Graduate Follow-up Survey Summary of Results (1/2)

Campus: **All**; School: **All**; Program: **All**; Credential: **All**; Program Type: **Con Ed - Sask Polytech Delivered**

Number of Respondents:
658

Class of Graduates
2018-19

School
All

Administering Campus
All

Program
All

Credential
All

Base/Con Ed/Brokered
Con Ed - Sask Polytech Deliv..

Overall Employment

Available Workforce	# of Grads Employed	Employment Rate	# of Full-time Employed Grads	Full-time Employment Rate
612	558	91%	484	79%

Training Related Employment

Available Workforce	# of Grads Employed	Employment Rate	# of Full-time Employed Grads	Full-time Employment Rate
612	458	75%	403	66%

Location of Employment

Saskatoon	Regina	Moose Jaw	Prince Albert	Elsewhere in SK	Outside Sask
32%	26%	4%	5%	28%	5%

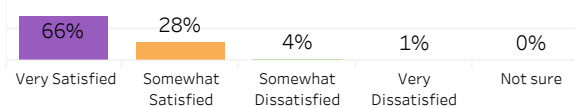
Average Annual Salary

Overall (\$)	50,230
Full-time Training Related (\$)	54,556

Salary by Location

	Overall (\$)	Full-time Training Related (\$)
Saskatoon	51,219	56,412
Regina	50,300	53,813
Moose Jaw	46,104	42,343
Prince Albert	43,419	51,539
Elsewhere in SK	47,082	51,157
Alberta	118,450	118,450
British Columbia	62,736	66,315
Manitoba	65,618	77,091
Ontario	52,174	52,718
Elsewhere in Canada	58,027	64,659

Overall Satisfaction with Program



Satisfaction with Sask Polytech

Satisfied with the decision to attend Saskpolytech	Recommend program to others	Recommend Saskpolytech to others
95%	93%	97%

Satisfaction with Campus Facilities & Services

■ Satisfied ■ Dissatisfied ■ Not sure

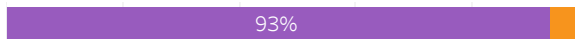
Campus facilities



Campus activities



Instruction delivered



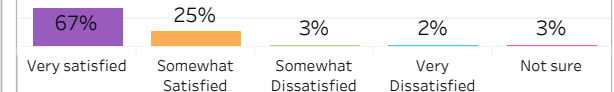
Student support services



Educational experience

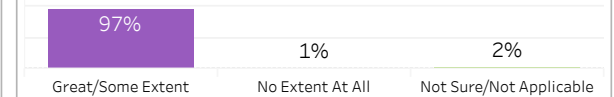


Relevance of Program to Field of Employment

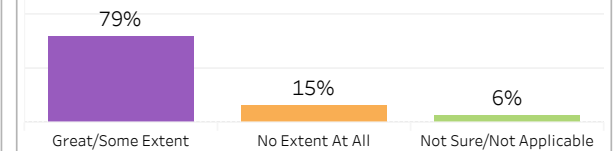


Program Benefits

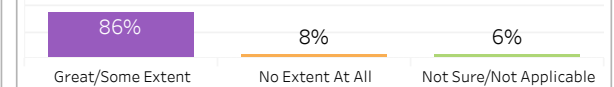
Skills and knowledge relevant in the workplace



Improved earning potential



Improved employment opportunities



Location of Current Residence

Saskatoon	Regina	Moose Jaw	Prince Albert	Elsewhere in SK	Outside Sask
32%	25%	3%	8%	27%	5%

Institutional Research and Analysis (IR&A)



2018-19 Graduate Follow-up Survey Summary of Results (2/2)

Campus: **All**; School: **All**; Program: **All**; Credential: **All**; Program Type: **Con Ed - Sask Polytech Delivered**

Number of
Respondents: 658



Institutional Research and Analysis (IR&A)



2018-19 Graduate Follow-up Survey

Summary of Results (1/2)

Campus: **All**; School: **All**; Program: **All**; Credential: **All**; Program Type: **Con Ed - Brokered**

Number of Respondents:
443

Class of Graduates
2018-19

School
All

Administering Campus
All

Program
All

Credential
All

Base/Con Ed/Brokered
Con Ed - Brokered

Overall Employment

Available Workforce	# of Grads Employed	Employment Rate	# of Full-time Employed Grads	Full-time Employment Rate
406	358	88%	308	76%

Training Related Employment

Available Workforce	# of Grads Employed	Employment Rate	# of Full-time Employed Grads	Full-time Employment Rate
406	297	73%	257	63%

Location of Employment

Saskatoon	Regina	Moose Jaw	Prince Albert	Elsewhere in SK	Outside Sask
9%	8%	1%	4%	74%	5%

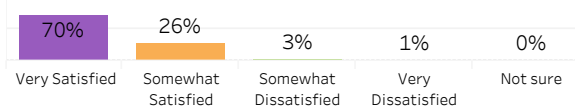
Average Annual Salary

Overall (\$)	45,875
Full-time Training Related (\$)	50,587

Salary by Location

	Overall (\$)	Full-time Training Related (\$)
Saskatoon	51,686	58,683
Regina	52,429	55,428
Moose Jaw	77,500	77,500
Prince Albert	44,596	51,066
Elsewhere in SK	43,794	48,981
Alberta	53,144	43,762
Manitoba		
Elsewhere in Canada	43,118	43,118
Outside of Canada	50,310	50,310

Overall Satisfaction with Program



Satisfaction with Sask Polytech

Satisfied with the decision to attend Saskpolytech	Recommend program to others	Recommend Saskpolytech to others
95%	94%	98%

Satisfaction with Campus Facilities & Services

■ Satisfied
 ■ Dissatisfied
 ■ Not sure

Campus facilities



Campus activities



Instruction delivered



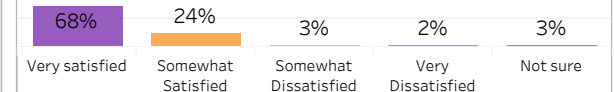
Student support services



Educational experience

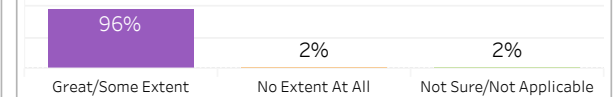


Relevance of Program to Field of Employment

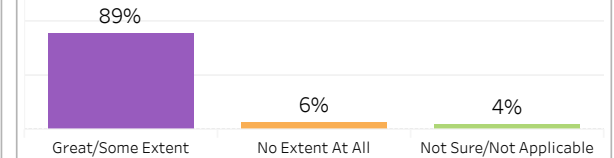


Program Benefits

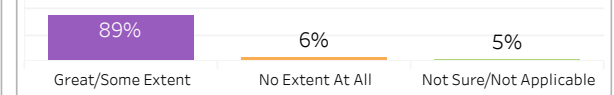
Skills and knowledge relevant in the workplace



Improved earning potential



Improved employment opportunities



Location of Current Residence

Saskatoon	Regina	Moose Jaw	Prince Albert	Elsewhere in SK	Outside Sask
8%	7%	1%	4%	75%	4%

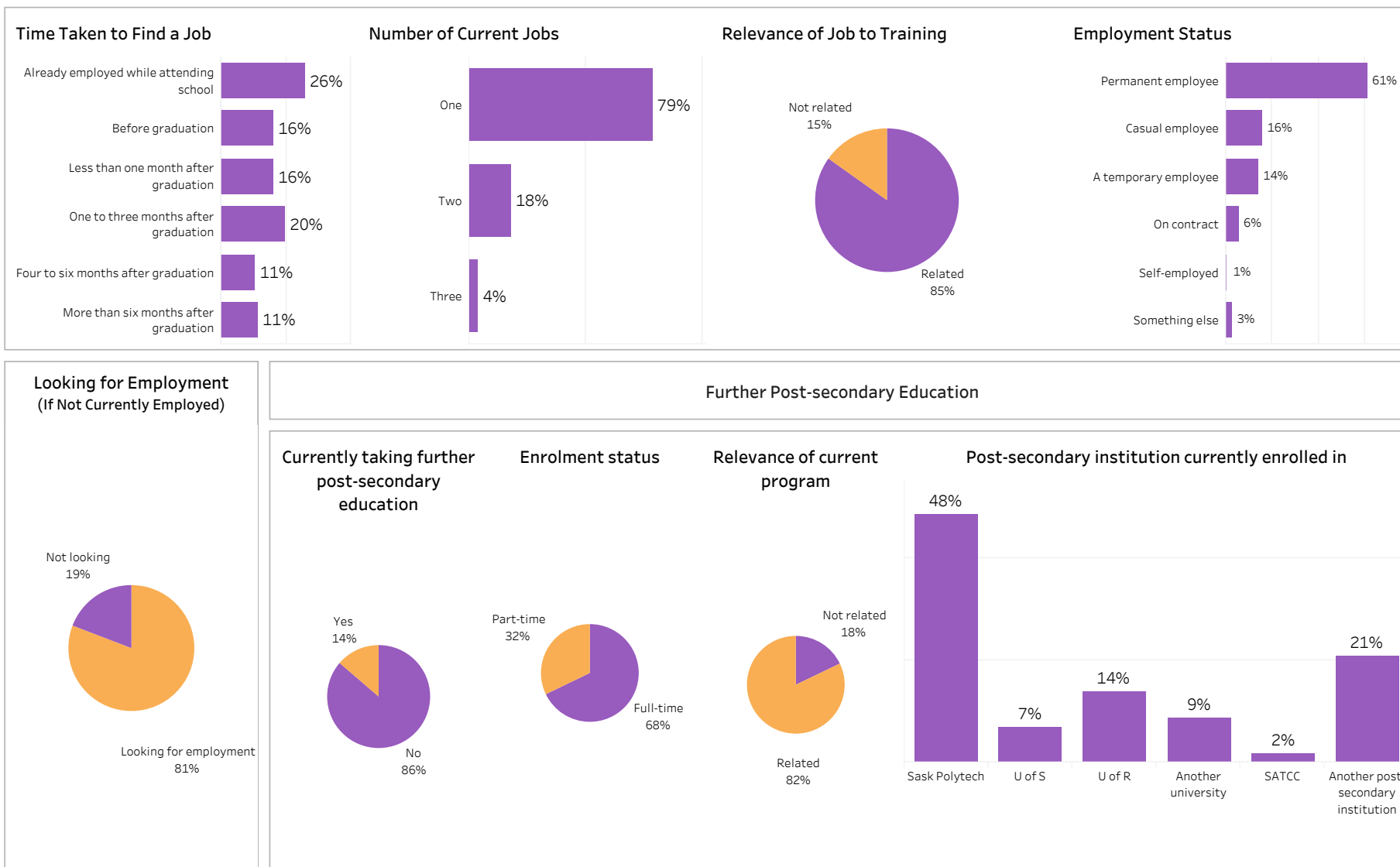
Institutional Research and Analysis (IR&A)



2018-19 Graduate Follow-up Survey Summary of Results (2/2)

Campus: **All**; School: **All**; Program: **All**; Credential: **All**; Program Type: **Con Ed - Brokered**

Number of
Respondents: 443



Institutional Research and Analysis (IR&A)



2018-19 Graduate Follow-up Survey Summary of Results (1/2)

School: **All**; Program: **All**; Campus: **All**; Credential: **All**; Program Type: **Base, Con Ed - Brokered, Con Ed - Sask Polytech Delivered**

Number of Respondents:
436

Class of Graduates
2018-19

Base/Con Ed/Brokered
All

School
All

Program
All

Administering Campus
All

Credential
All

Indigenous
Indigenous

Overall Employment

Available Workforce	# of Grads Employed	Employment Rate	# of Full-time Employed Grads	Full-time Employment Rate
372	311	84%	258	69%

Training Related Employment

Available Workforce	# of Grads Employed	Employment Rate	# of Full-time Employed Grads	Full-time Employment Rate
372	250	67%	208	56%

Location of Employment

Saskatoon	Regina	Moose Jaw	Prince Albert	Elsewhere in SK	Outside Sask
19%	14%	2%	19%	39%	6%

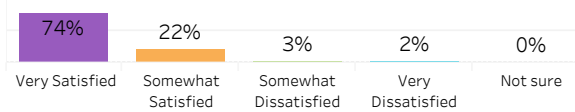
Average Annual Salary

Overall (\$)	44,383
Full-time Training Related (\$)	49,436

Salary by Location

	Overall (\$)	Full-time Training Related (\$)
Saskatoon	44,844	50,428
Regina	46,415	52,759
Moose Jaw	45,458	45,458
Prince Albert	42,100	50,154
Elsewhere in SK	41,412	46,991
Alberta	67,823	52,067
British Columbia	65,559	65,559
Manitoba	48,120	48,120
Elsewhere in Canada		
Outside of Canada	50,310	50,310

Overall Satisfaction with Program



Satisfaction with Sask Polytech

Satisfied with the decision to attend Saskpolytech	Recommend program to others	Recommend Saskpolytech to others
97%	95%	97%

Satisfaction with Campus Facilities & Services

■ Satisfied ■ Dissatisfied ■ Not sure

Campus facilities



Campus activities



Instruction delivered



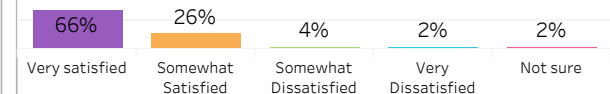
Student support services



Educational experience

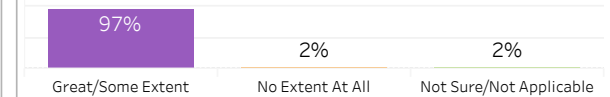


Relevance of Program to Field of Employment

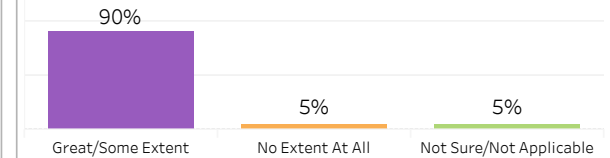


Program Benefits

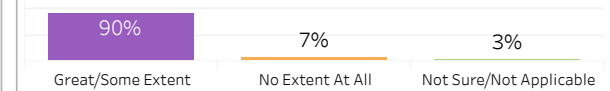
Skills and knowledge relevant in the workplace



Improved earning potential



Improved employment opportunities



Location of Current Residence

Saskatoon	Regina	Moose Jaw	Prince Albert	Elsewhere in SK	Outside Sask
20%	12%	2%	26%	37%	3%

Institutional Research and Analysis (IR&A)

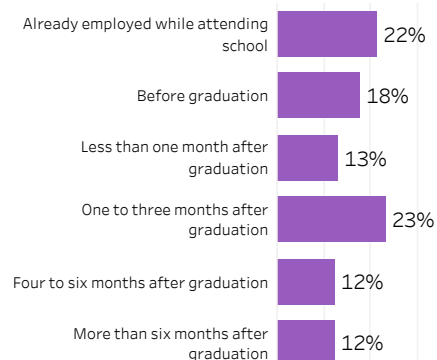


2018-19 Graduate Follow-up Survey Summary of Results (2/2)

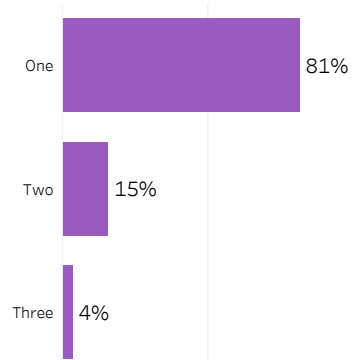
Campus: **All**; School: **All**; Program: **All**; Credential: **All**; Program Type: **Base, Con Ed - Brokered, Con Ed - Sask Polytech Delivered**

Number of
Respondents: 436

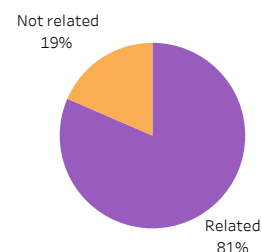
Time Taken to Find a Job



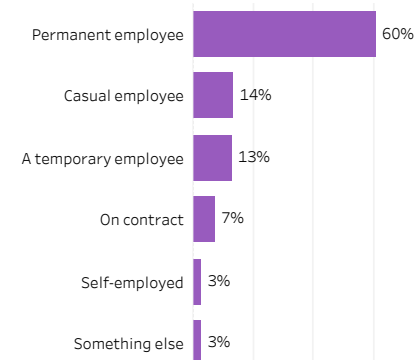
Number of Current Jobs



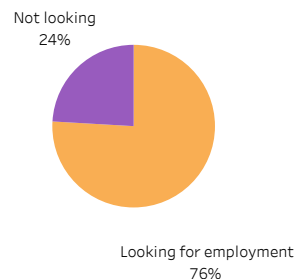
Relevance of Job to Training



Employment Status

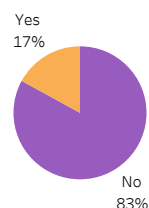


Looking for Employment (If Not Currently Employed)

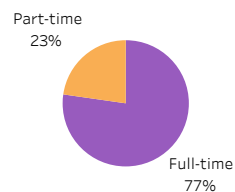


Further Post-secondary Education

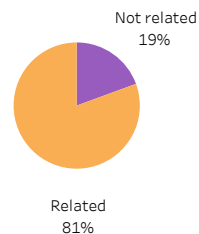
Currently taking further post-secondary education



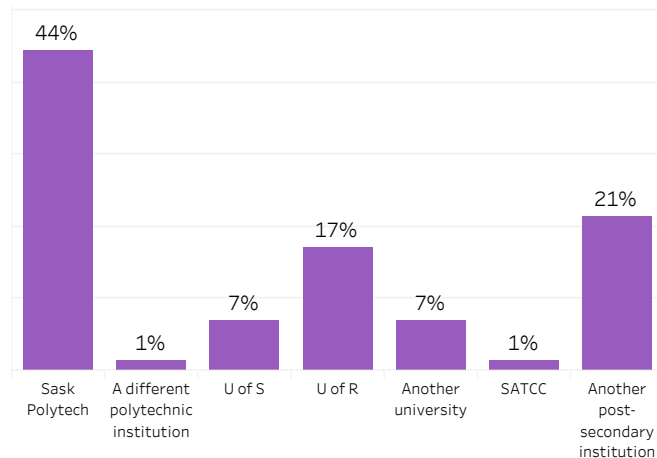
Enrolment status



Relevance of current program



Post-secondary institution currently enrolled in





2018-19 Graduate Follow-up Survey Summary of Results (1/2)

School: **All**; Program: **All**; Campus: **All**; Credential: **All**; Program Type: **Base**

Number of Respondents:
194

Class of Graduates
2018-19

Base/Con Ed/Brokered
Base

School
All

Program
All

Administering Campus
All

Credential
All

Indigenous
Indigenous

Overall Employment

Available Workforce	# of Grads Employed	Employment Rate	# of Full-time Employed Grads	Full-time Employment Rate
165	146	88%	121	73%

Training Related Employment

Available Workforce	# of Grads Employed	Employment Rate	# of Full-time Employed Grads	Full-time Employment Rate
165	123	75%	103	62%

Location of Employment

Saskatoon	Regina	Moose Jaw	Prince Albert	Elsewhere in SK	Outside Sask
27%	14%	3%	26%	21%	9%

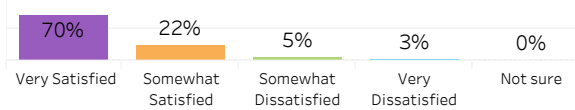
Average Annual Salary

Overall (\$)	46,284
Full-time Training Related (\$)	50,997

Salary by Location

	Overall (\$)	Full-time Training Related (\$)
Saskatoon	44,927	49,095
Regina	47,961	56,359
Moose Jaw	36,877	36,877
Prince Albert	42,412	49,018
Elsewhere in SK	48,154	53,756
Alberta	60,700	48,100
British Columbia	65,559	65,559
Manitoba	48,120	48,120
Elsewhere in Canada		

Overall Satisfaction with Program



Satisfaction with Sask Polytech

Satisfied with the decision to attend Saskpolytech	Recommend program to others	Recommend Saskpolytech to others
96%	91%	95%

Satisfaction with Campus Facilities & Services

■ Satisfied ■ Dissatisfied ■ Not sure

Campus facilities



Campus activities



Instruction delivered



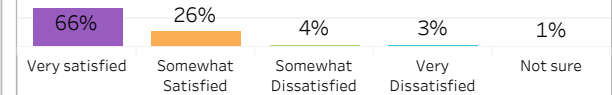
Student support services



Educational experience

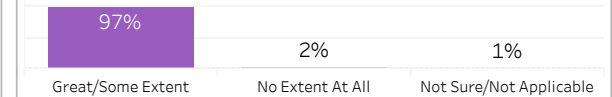


Relevance of Program to Field of Employment

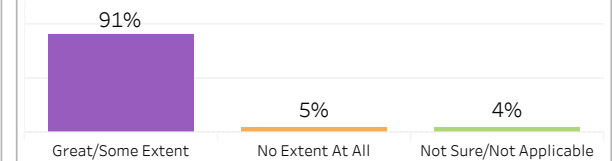


Program Benefits

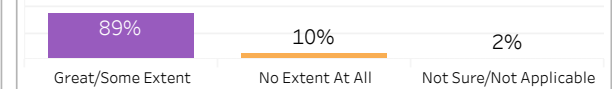
Skills and knowledge relevant in the workplace



Improved earning potential



Improved employment opportunities



Location of Current Residence

Saskatoon	Regina	Moose Jaw	Prince Albert	Elsewhere in SK	Outside Sask
29%	12%	4%	32%	16%	6%

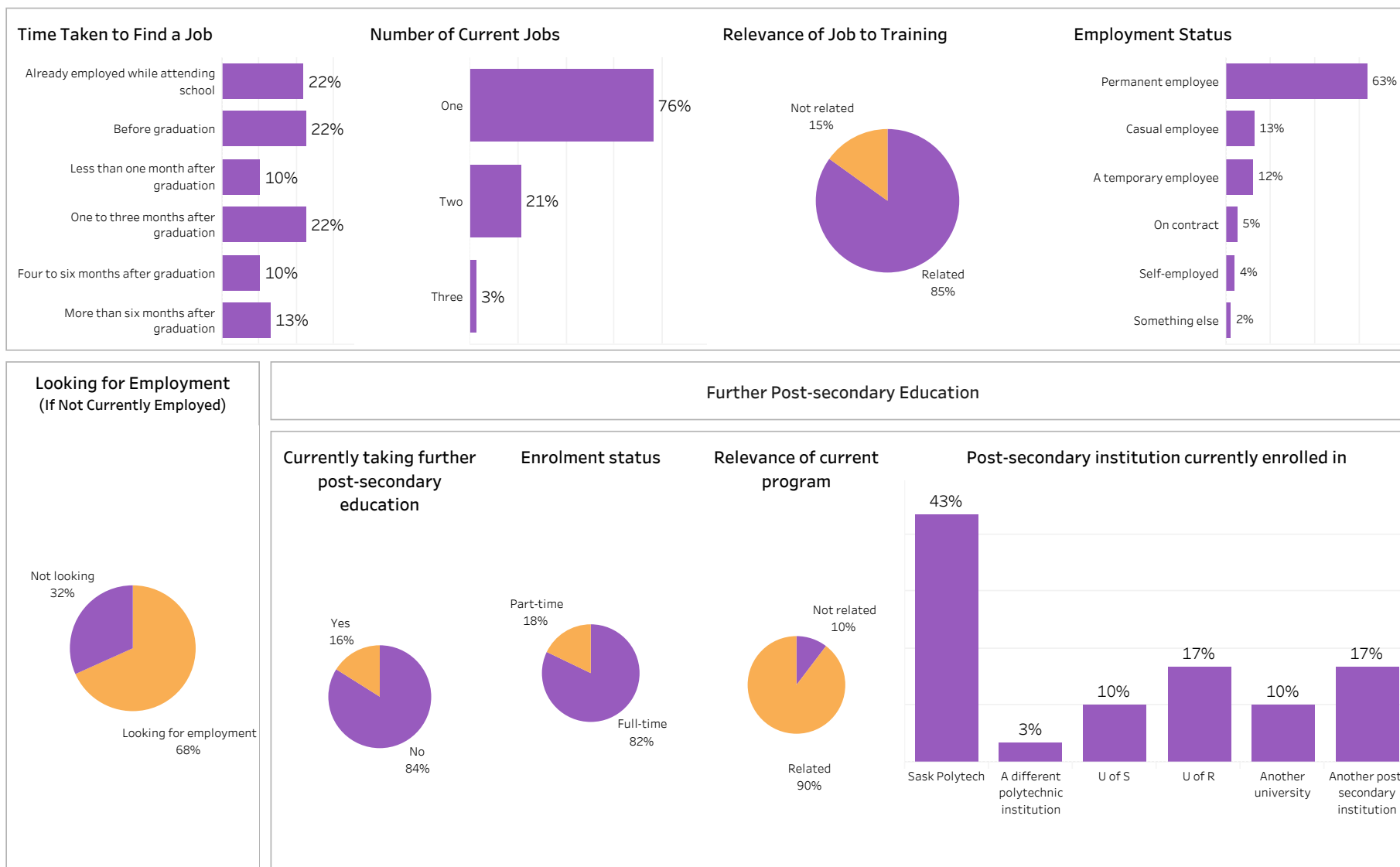
Institutional Research and Analysis (IR&A)



2018-19 Graduate Follow-up Survey Summary of Results (2/2)

Campus: **All**; School: **All**; Program: **All**; Credential: **All**; Program Type: **Base**

Number of
Respondents: 194





2018-19 Graduate Follow-up Survey Summary of Results (1/2)

School: **All**; Program: **All**; Campus: **All**; Credential: **All**; Program Type: **Con Ed - Sask Polytech Delivered**

Number of Respondents:
86

Class of Graduates
2018-19

Base/Con Ed/Brokered
Con Ed - Sask Polytech D.. All

Program
All

Administering Campus
All

Credential
All

Indigenous
Indigenous

Overall Employment

Available Workforce	# of Grads Employed	Employment Rate	# of Full-time Employed Grads	Full-time Employment Rate
75	53	71%	43	57%

Training Related Employment

Available Workforce	# of Grads Employed	Employment Rate	# of Full-time Employed Grads	Full-time Employment Rate
75	36	48%	29	39%

Location of Employment

Saskatoon	Regina	Moose Jaw	Prince Albert	Elsewhere in SK	Outside Sask
21%	13%	4%	27%	33%	2%

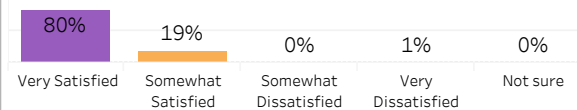
Average Annual Salary

Overall (\$)	39,545
Full-time Training Related (\$)	46,661

Salary by Location

	Overall (\$)	Full-time Training Related (\$)
Saskatoon	43,329	49,953
Regina	34,096	45,916
Moose Jaw	38,558	38,558
Prince Albert	38,146	48,637
Elsewhere in SK	40,845	45,880
Alberta		

Overall Satisfaction with Program



Satisfaction with Sask Polytech

Satisfied with the decision to attend Saskpolytech	Recommend program to others	Recommend Saskpolytech to others
99%	99%	100%

Satisfaction with Campus Facilities & Services

■ Satisfied ■ Dissatisfied ■ Not sure

Campus facilities



Campus activities



Instruction delivered



Student support services



Educational experience

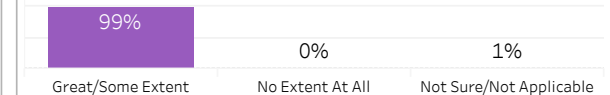


Relevance of Program to Field of Employment

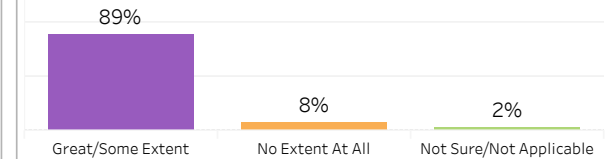


Program Benefits

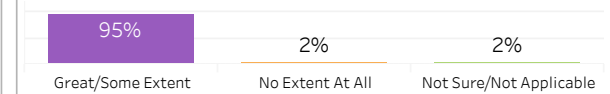
Skills and knowledge relevant in the workplace



Improved earning potential



Improved employment opportunities



Location of Current Residence

Saskatoon	Regina	Moose Jaw	Prince Albert	Elsewhere in SK
17%	10%	2%	43%	27%

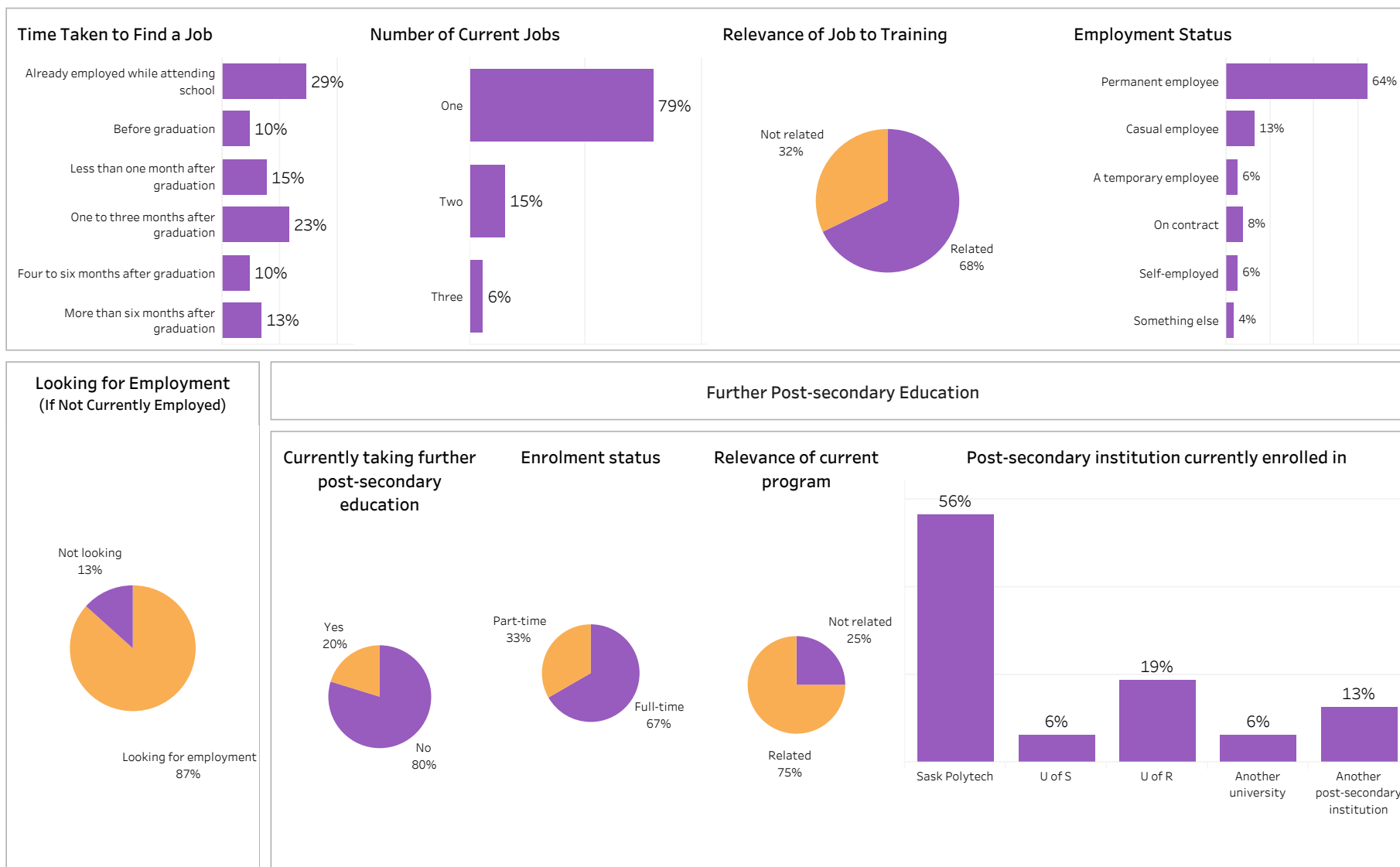
Institutional Research and Analysis (IR&A)



2018-19 Graduate Follow-up Survey Summary of Results (2/2)

Campus: **All**; School: **All**; Program: **All**; Credential: **All**; Program Type: **Con Ed - Sask Polytech Delivered**

Number of
Respondents: 86



Institutional Research and Analysis (IR&A)



2018-19 Graduate Follow-up Survey Summary of Results (1/2)

School: **All**; Program: **All**; Campus: **All**; Credential: **All**; Program Type: **Con Ed - Brokered**

Number of Respondents:
156

Class of Graduates
2018-19

Base/Con Ed/Brokered
Con Ed - Brokered

School
All

Program
All

Administering Campus
All

Credential
All

Indigenous
Indigenous

Overall Employment

Available Workforce	# of Grads Employed	Employment Rate	# of Full-time Employed Grads	Full-time Employment Rate
132	112	85%	94	71%

Training Related Employment

Available Workforce	# of Grads Employed	Employment Rate	# of Full-time Employed Grads	Full-time Employment Rate
132	91	69%	76	58%

Location of Employment

Saskatoon	Regina	Moose Jaw	Prince Albert	Elsewhere in SK	Outside Sask
8%	15%	1%	6%	65%	5%

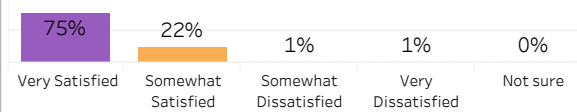
Average Annual Salary

Overall (\$)	43,776
Full-time Training Related (\$)	48,098

Salary by Location

	Overall (\$)	Full-time Training Related (\$)
Saskatoon	46,675	59,020
Regina	50,900	50,900
Moose Jaw	85,000	85,000
Prince Albert	46,077	58,492
Elsewhere in SK	37,995	43,407
Alberta	77,320	60,000
Manitoba		
Outside of Canada	50,310	50,310

Overall Satisfaction with Program



Satisfaction with Sask Polytech

Satisfied with the decision to attend Saskpolytech	Recommend program to others	Recommend Saskpolytech to others
98%	97%	99%

Satisfaction with Campus Facilities & Services

■ Satisfied
 ■ Dissatisfied
 ■ Not sure

Campus facilities



Campus activities



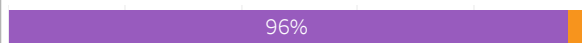
Instruction delivered



Student support services



Educational experience

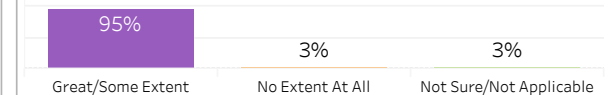


Relevance of Program to Field of Employment

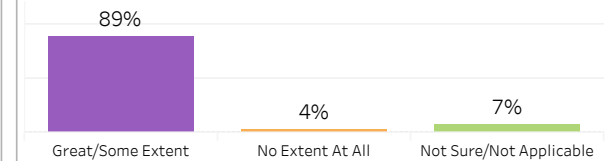


Program Benefits

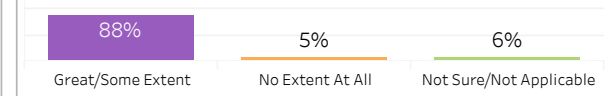
Skills and knowledge relevant in the workplace



Improved earning potential



Improved employment opportunities



Location of Current Residence

Saskatoon	Regina	Moose Jaw	Prince Albert	Elsewhere in SK	Outside Sask
9%	12%	1%	8%	68%	3%



2018-19 Graduate Follow-up Survey Summary of Results (2/2)

Campus: **All**; School: **All**; Program: **All**; Credential: **All**; Program Type: **Con Ed - Brokered**

Number of
Respondents: 156



Institutional Research and Analysis (IR&A)