



# 2018-19 Graduate Follow-up Survey Results

## Institutional Research and Analysis

### Introduction

Saskatchewan Polytechnic ("Sask Polytech") annually surveys its graduates in certificate, diploma, and degree programs to determine their employment status six months to a year after graduation.

Graduates are asked to report on their employment status, employment in a training related occupation, location of employment, overall satisfaction with their program, as well as satisfaction with preparedness for employment in a training related field.

The survey of 2018-19 graduates was conducted between February and May of 2020. Out of a valid sample of 4,140 graduates, 2,475 completed the survey. The response rate was 60%.

### Data Limitation

At institution level, the results from this survey are very reliable with a margin of error of +/- 1.2% at a 95% confidence level. Results at the program level may not be statistically reliable due to small sample sizes. Caution is needed when interpreting those results.

### How to Use This Workbook

To use this workbook, select the name of the program, credential, school, administering campus and program type from the filters on the first survey summary page. Once selections have been made, browse the dashboard to view the survey results.

**Graduates from programs delivered by Sask Polytech and from brokered programs were surveyed. To see the results for programs delivered by Sask Polytech only, please unchecked the "Con Ed - Brokered" option in the Base/Con Ed/Brokered filter.**

Further filtering by gender, citizenship, and Indigenous status is also available.

The results from the 2016-17 and the 2017-18 Graduate Follow-up Surveys are also included in this workbook. They can be viewed by selecting specific year in the Class of Graduates filter.





## Saskatchewan Polytechnic 2018-19 Graduate Follow-up Survey - Program Pages

### Table of Contents

	Page
<b>School of Business</b>	<b>1</b>
School of Business Overall Program Results	2
School of Business Base Programs Results	4
School of Business Con Ed Sask Polytech Delivered Programs Results	6
School of Business Con Ed Brokered Programs Results	8
Accounting	10
Applied Project Management	12
Business	14
Business Accountancy	30
Business Management	36
Human Resources Management	40
Office Administration	42
<b>Joseph A. Remai School of Construction</b>	<b>56</b>
Joseph A. Remai School of Construction Overall Program Results	57
Joseph A. Remai School of Construction Base Program Results	59
Joseph A. Remai School of Construction Con Ed Sask Polytech Delivered Program Results	61
Joseph A. Remai School of Construction Con Ed Brokered Program Results	63
Architectural Technologies	65
Carpentry	67
Electrician	75
Plumbing & Pipefitting	83
Refrigeration & Air Conditioning	89
<b>School of Health Sciences</b>	<b>91</b>
School of Health Sciences Overall Program Results	92
School of Health Sciences Base Program Results	94
School of Health Sciences Con Ed Sask Polytech Delivered Program Results	96
School of Health Sciences Con Ed Brokered Program Results	98
Addictions Counselling	100
Advanced Care Paramedic	102

Combined Laboratory and X-Ray Technology	106
Community Paramedic	108
Continuing Care Assistant	110
Cytotechnology	128
Dental Assisting	130
Health Information Management	132
Medical Laboratory Assistant	136
Medical Laboratory Technology	138
Medical Radiologic Technology	140
Pharmacy Technician	142
Phlebotomy	146
Primary Care Paramedic	148
Therapeutic Recreation	156
Veterinary Technology	160
<b>School of Hospitality and Tourism</b>	<b>162</b>
School of Hospitality and Tourism Overall Program Results	163
School of Hospitality and Tourism Base Program Results	165
School of Hospitality and Tourism Con Ed Sask Polytech Delivered Program Results	167
School of Hospitality and Tourism Con Ed Brokered Program Results	169
Culinary Arts	171
Food and Beverage Service	173
Food and Nutrition Management	177
Food Service Cook	179
Hotel and Restaurant Management	183
Professional Cooking	185
Recreation and Community Development	191
Retail Meat Specialist	193
<b>School of Human Services and Community Safety</b>	<b>195</b>
School of Human Services and Community Safety Overall Program Results	196
School of Human Services and Community Safety Base Program Results	198
School of Human Services and Community Safety Con Ed Sask Polytech Delivered Program Results	200
School of Human Services and Community Safety Con Ed Brokered Program Results	202
Aboriginal Policing Preparation	204
Correctional Studies	210

Court Services Administrator	212
Disability Support Worker	216
Early Childhood Education	220
Educational Assistant	248
Esthetician - Skin Care Technician	254
Esthetician - Nail Technician	256
Funeral Service	258
Hairstylist	260
Occupational Health and Safety	264
Security Officer	266
Victim Services Coordination	270
Youth Care Worker	276
<b>School of Information and Communications Technology</b>	<b>290</b>
School of Information and Communications Technology Overall Program Results	291
School of Information and Communications Technology Base Program Results	293
School of Information and Communications Technology Sask Polytech Delivered Program Results	295
Business Information Systems	297
Computer Networking Technician	299
Computer Systems Technology	301
Graphic Communications	303
Interactive Design and Technology	305
Library Clerk	309
Telecommunications and Networking Technician	311
Web Site Design and Development	313
<b>School of Mining, Energy and Manufacturing</b>	<b>315</b>
School of Mining, Energy and Manufacturing Overall Program Results	316
School of Mining, Energy and Manufacturing Base Program Results	318
School of Mining, Energy and Manufacturing Con Ed Sask Polytech Delivered Program Results	320
School of Mining, Energy and Manufacturing Con Ed Brokered Program Results	322
Building Systems Technician	324
CAD/CAM Engineering Technology	326
Chemical Technology	328
Computer Engineering Technology	330
Electrical Engineering Technology	332



Electronic Systems Engineering Technology	334
Engineering Design and Drafting Technology	336
Fabricator - Welder	338
Geomatics and Surveying Engineering Technology	342
Industrial Mechanics	344
Innovative Manufacturing	348
Instrumentation Engineering Technology	350
Machinist	352
Mechanical Engineering Technology	356
Mining Engineering Technology	358
Power Engineering Technician	360
Power Engineering Technology	364
Production Line Welding	366
Welding	368
<b>School of Natural Resources and Built Environment</b>	<b>382</b>
School of Natural Resources and Built Environment Overall Program Results	383
School of Natural Resources and Built Environment Base Program Results	385
School of Natural Resources and Built Environment Con Ed Sask Polytech Delivered Programs Results	387
School of Natural Resources and Built Environment Con Ed Brokered Program Results	389
BioScience Technology	391
Civil Engineering Technologies	393
Civil Technician	395
Environmental Engineering Technology	399
Geographic Information Science	401
Integrated Resource Management	403
Resource and Environmental Law	405
Water and Wastewater Technician	407
<b>School of Nursing</b>	<b>409</b>
School of Nursing Overall Program Results	410
School of Nursing Base Program Results	412
School of Nursing Con Ed Sask Polytech Delivered Program Results	414
School of Nursing Con Ed Sask Polytech Brokered Program Results	416
Critical Care Nursing	418
Diabetes Education for Health Care Professionals	420

Diabetes Education for Health Care Providers	422
Emergency Nursing	424
Medical Device Reprocessing Technician	426
Orientation to Nursing in Canada for Internationally Educated Nurses	428
Perioperative Nursing / LPN	432
Perioperative Nursing / RN	436
Practical Nursing	440
Psychiatric Nursing	452
<b>School of Transportation</b>	<b>456</b>
School of Transportation Overall Program Results	457
School of Transportation Base Program Results	459
School of Transportation Con Ed Sask Polytech Delivered Program Results	461
School of Transportation Con Ed Brokered Program Results	463
Agricultural Equipment Technician	465
Auto Body Technician	471
Automotive Service Technician	475
Commercial Pilot	481
Heavy Equipment and Truck and Transport	483
Parts Management Technician	491

# School of Business



## 2018-19 Graduate Follow-up Survey Summary of Results (1/2)

School: **Business**; Program: **All**; Campus: **Moose Jaw, Prince Albert, Regina and 1 more**; Credential: **CERT, DIP, DIPC and 1 more**; Program Type: **Base, Con Ed - Brokered, Con Ed - Sask Polytech Delivered**

Number of Respondents:  
433

Class of Graduates  
2018-19

Base/Con Ed/Brokered  
All

School  
Business

Program  
All

Administering Campus  
All

Credential  
Multiple values

Indigenous  
All

### Overall Employment

Available Workforce	# of Grads Employed	Employment Rate	# of Full-time Employed Grads	Full-time Employment Rate
386	363	94%	323	84%

### Training Related Employment

Available Workforce	# of Grads Employed	Employment Rate	# of Full-time Employed Grads	Full-time Employment Rate
386	254	66%	236	61%

### Location of Employment

Saskatoon	Regina	Moose Jaw	Prince Albert	Elsewhere in SK	Outside Sask
21%	32%	8%	7%	26%	6%

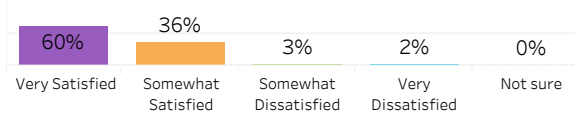
### Average Annual Salary

Overall (\$)	42,835
Full-time Training Related (\$)	46,324

### Salary by Location

	Overall (\$)	Full-time Training Related (\$)
Saskatoon	43,988	53,219
Regina	47,510	49,639
Moose Jaw	35,951	36,587
Prince Albert	38,963	42,490
Elsewhere in SK	36,734	40,907
Alberta	59,184	45,650
British Columbia	44,000	44,000
Manitoba		
Ontario	47,841	36,389
Elsewhere in Canada	55,500	

### Overall Satisfaction with Program



### Satisfaction with Sask Polytech

Satisfied with the decision to attend Saskpolytech	Recommend program to others	Recommend Saskpolytech to others
94%	93%	96%

### Satisfaction with Campus Facilities & Services

■ Satisfied
 ■ Dissatisfied
 ■ Not sure

#### Campus facilities



#### Campus activities



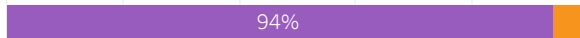
#### Instruction delivered



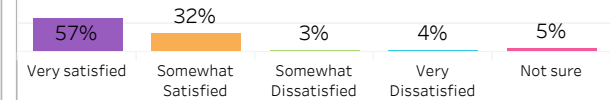
#### Student support services



#### Educational experience

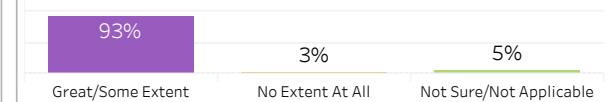


### Relevance of Program to Field of Employment

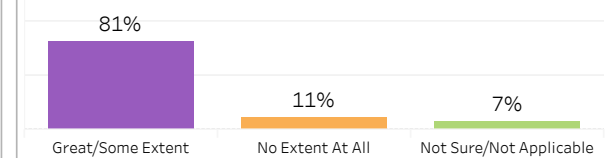


### Program Benefits

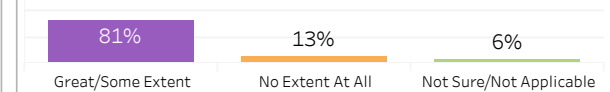
#### Skills and knowledge relevant in the workplace



#### Improved earning potential



#### Improved employment opportunities



### Location of Current Residence

Saskatoon	Regina	Moose Jaw	Prince Albert	Elsewhere in SK	Outside Sask
20%	27%	13%	6%	27%	6%

Institutional Research and Analysis (IR&A)

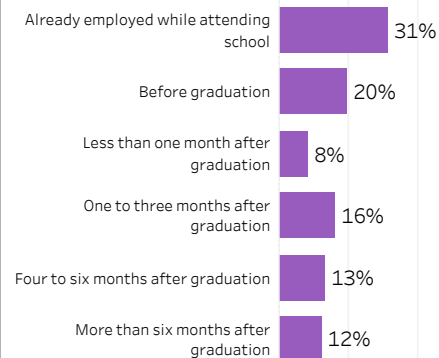


## 2018-19 Graduate Follow-up Survey Summary of Results (2/2)

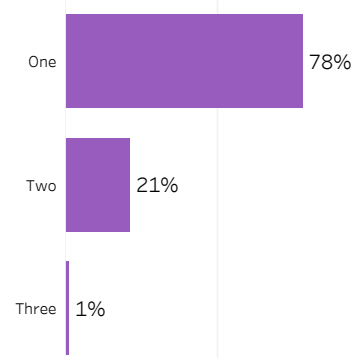
Campus: **Moose Jaw, Prince Albert, Regina and 1 more**; School: **Business**; Program: **All**; Credential: **CERT, DIP, DIPC and 1 more**; Program Type: **Base, Con Ed - Brokered, Con Ed - Sask Polytech Delivered**

Number of  
Respondents: 433

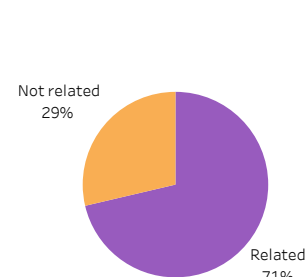
### Time Taken to Find a Job



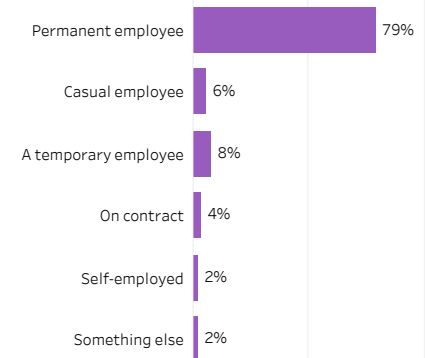
### Number of Current Jobs



### Relevance of Job to Training



### Employment Status

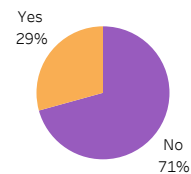


### Looking for Employment (If Not Currently Employed)

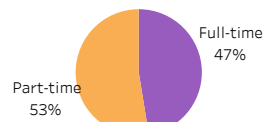


### Further Post-secondary Education

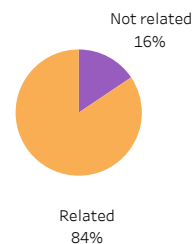
#### Currently taking further post-secondary education



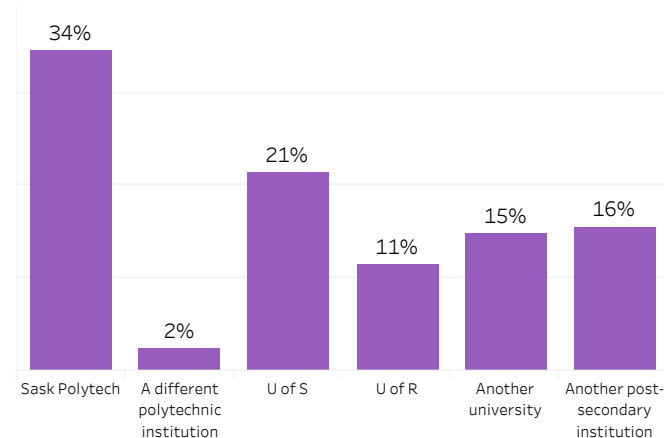
#### Enrolment status



#### Relevance of current program



#### Post-secondary institution currently enrolled in





## 2018-19 Graduate Follow-up Survey Summary of Results (1/2)

School: **Business**; Program: **All**; Campus: **Moose Jaw, Prince Albert, Regina and 1 more**; Credential: **CERT, DIP, DIPC and 1 more**; Program Type: **Base**

Number of Respondents:  
243

Class of Graduates  
2018-19

Base/Con Ed/Brokered  
Base

School  
Business

Program  
All

Administering Campus  
All

Credential  
All

Indigenous  
All

### Overall Employment

Available Workforce	# of Grads Employed	Employment Rate	# of Full-time Employed Grads	Full-time Employment Rate
212	204	96%	184	87%

### Training Related Employment

Available Workforce	# of Grads Employed	Employment Rate	# of Full-time Employed Grads	Full-time Employment Rate
212	137	65%	130	61%

### Location of Employment

Saskatoon	Regina	Moose Jaw	Prince Albert	Elsewhere in SK	Outside Sask
18%	35%	13%	11%	13%	8%

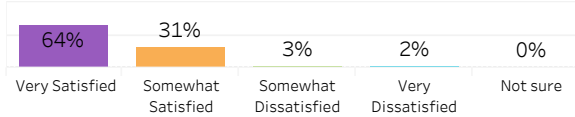
### Average Annual Salary

Overall (\$)	40,266
Full-time Training Related (\$)	43,046

### Salary by Location

	Overall (\$)	Full-time Training Related (\$)
Saskatoon	36,142	46,554
Regina	44,310	45,830
Moose Jaw	33,894	36,146
Prince Albert	36,523	39,262
Elsewhere in SK	35,671	37,391
Alberta	66,480	50,867
British Columbia		
Manitoba		
Ontario	51,588	39,128
Elsewhere in Canada	30,000	

### Overall Satisfaction with Program



### Satisfaction with Sask Polytech

Satisfied with the decision to attend Saskpolytech	Recommend program to others	Recommend Saskpolytech to others
94%	92%	96%

### Satisfaction with Campus Facilities & Services

■ Satisfied
 ■ Dissatisfied
 ■ Not sure

#### Campus facilities



#### Campus activities



#### Instruction delivered



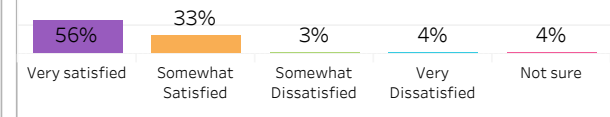
#### Student support services



#### Educational experience

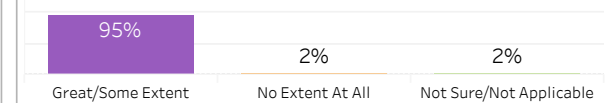


### Relevance of Program to Field of Employment

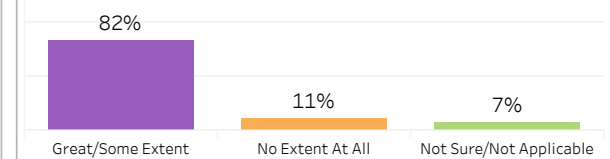


### Program Benefits

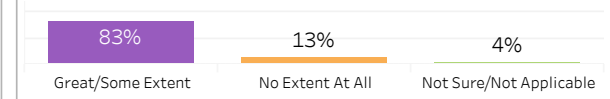
#### Skills and knowledge relevant in the workplace



#### Improved earning potential



#### Improved employment opportunities



### Location of Current Residence

Saskatoon	Regina	Moose Jaw	Prince Albert	Elsewhere in SK	Outside Sask
22%	28%	21%	11%	12%	7%

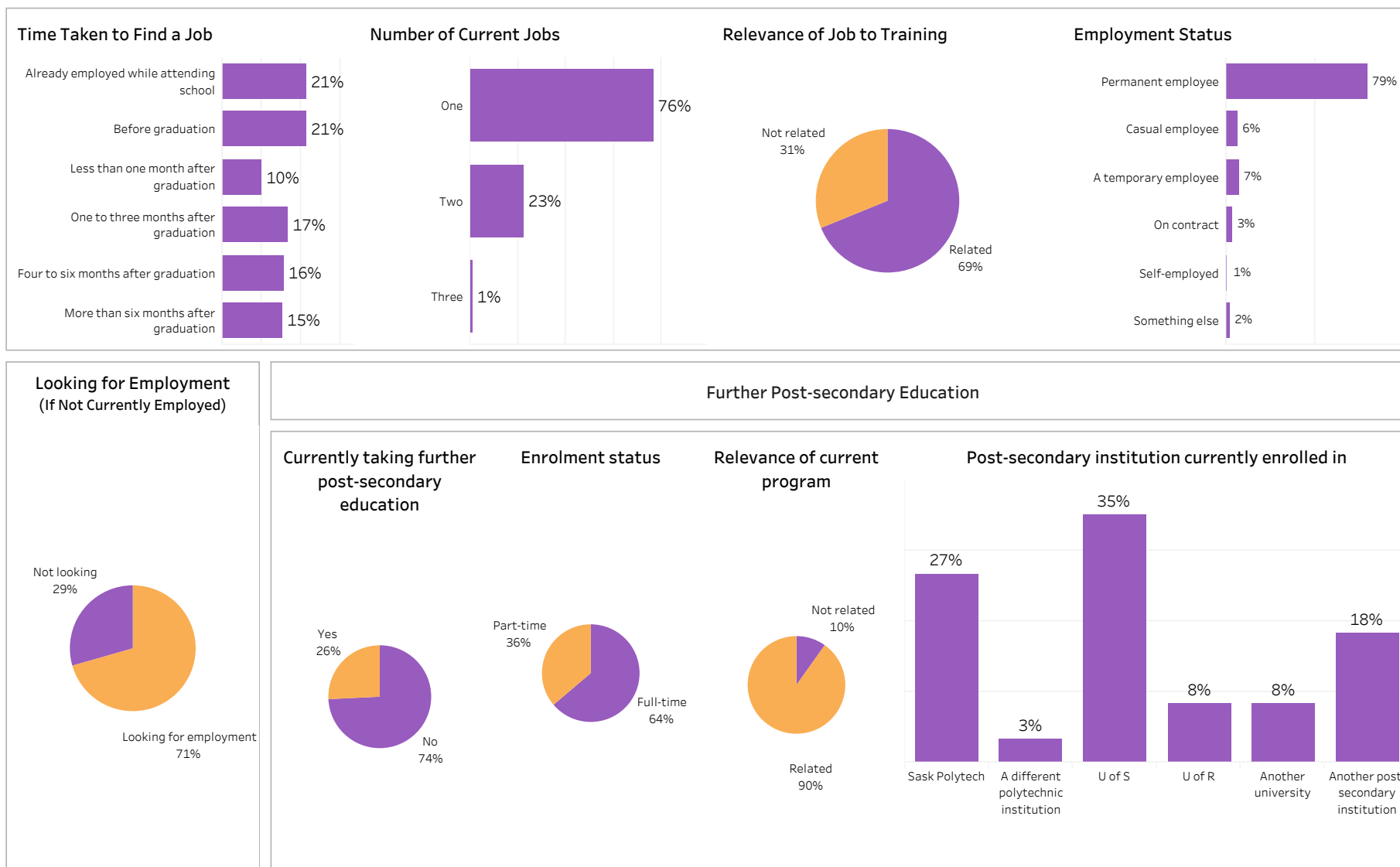
Institutional Research and Analysis (IR&A)



## 2018-19 Graduate Follow-up Survey Summary of Results (2/2)

Campus: **Moose Jaw, Prince Albert, Regina and 1 more**; School: **Business**; Program: **All**; Credential: **CERT, DIP, DIPC and 1 more**; Program Type: **Base**

Number of  
Respondents: 243





## 2018-19 Graduate Follow-up Survey Summary of Results (1/2)

School: **Business**; Program: **All**; Campus: **Moose Jaw, Regina, Saskatoon**; Credential: **CERT & DIP**; Program Type: **Con Ed - Sask Polytech Delivered**

Number of Respondents:  
121

Class of Graduates  
2018-19

Base/Con Ed/Brokered  
Con Ed - Sask Polytech D..

School  
Business

Program  
All

Administering Campus  
All

Credential  
Multiple values

Indigenous  
All

### Overall Employment

Available Workforce	# of Grads Employed	Employment Rate	# of Full-time Employed Grads	Full-time Employment Rate
115	109	95%	96	83%

### Training Related Employment

Available Workforce	# of Grads Employed	Employment Rate	# of Full-time Employed Grads	Full-time Employment Rate
115	79	69%	72	63%

### Location of Employment

Saskatoon	Regina	Moose Jaw	Prince Albert	Elsewhere in SK	Outside Sask
32%	36%	3%	2%	23%	5%

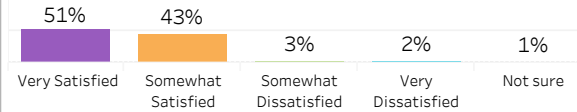
### Average Annual Salary

Overall (\$)	50,784
Full-time Training Related (\$)	54,412

### Salary by Location

	Overall (\$)	Full-time Training Related (\$)
Saskatoon	52,212	57,980
Regina	54,474	58,422
Moose Jaw	56,524	42,328
Prince Albert	78,000	78,000
Elsewhere in SK	41,457	45,359
British Columbia	44,000	44,000
Ontario	39,100	33,650
Elsewhere in Canada	81,000	

### Overall Satisfaction with Program



### Satisfaction with Sask Polytech

Satisfied with the decision to attend Saskpolytech	Recommend program to others	Recommend Saskpolytech to others
96%	93%	96%

### Satisfaction with Campus Facilities & Services

■ Satisfied ■ Dissatisfied ■ Not sure

#### Campus facilities



#### Campus activities



#### Instruction delivered



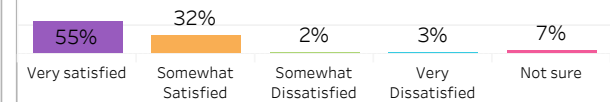
#### Student support services



#### Educational experience

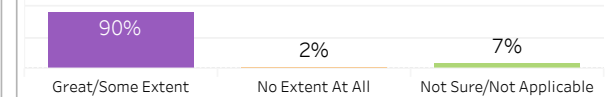


### Relevance of Program to Field of Employment

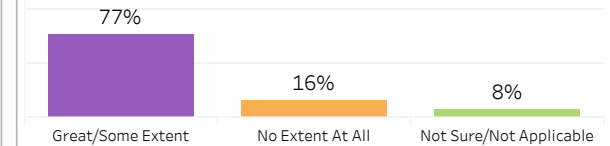


### Program Benefits

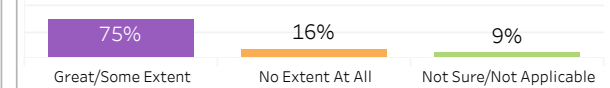
#### Skills and knowledge relevant in the workplace



#### Improved earning potential



#### Improved employment opportunities



### Location of Current Residence

Saskatoon	Regina	Moose Jaw	Prince Albert	Elsewhere in SK	Outside Sask
27%	36%	3%	2%	25%	7%

Institutional Research and Analysis (IR&A)



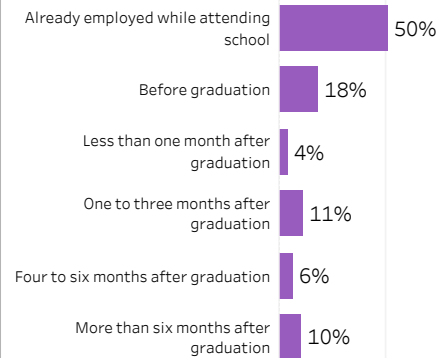


## 2018-19 Graduate Follow-up Survey Summary of Results (2/2)

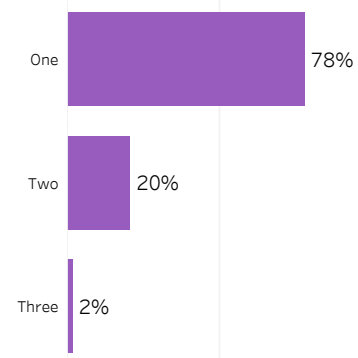
Campus: **Moose Jaw, Prince Albert, Regina and 1 more**; School: **Business**; Program: **All**; Credential: **CERT, DIP, DIPC and 1 more**; Program Type: **Con Ed - Sask Polytech Delivered**

Number of  
Respondents: 121

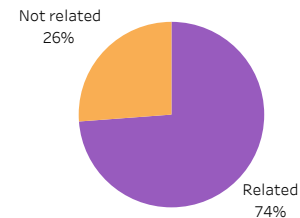
### Time Taken to Find a Job



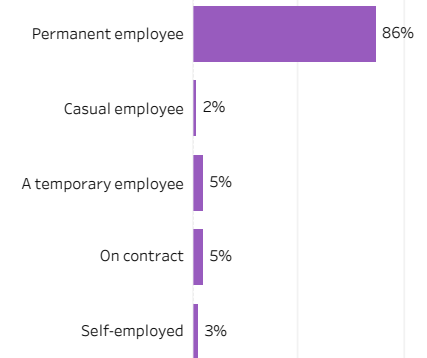
### Number of Current Jobs



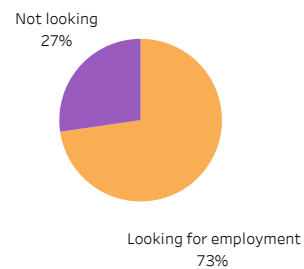
### Relevance of Job to Training



### Employment Status

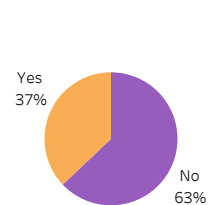


### Looking for Employment (If Not Currently Employed)

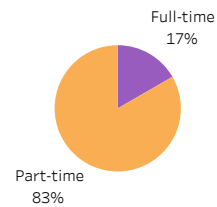


### Further Post-secondary Education

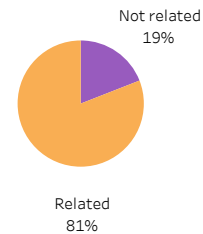
#### Currently taking further post-secondary education



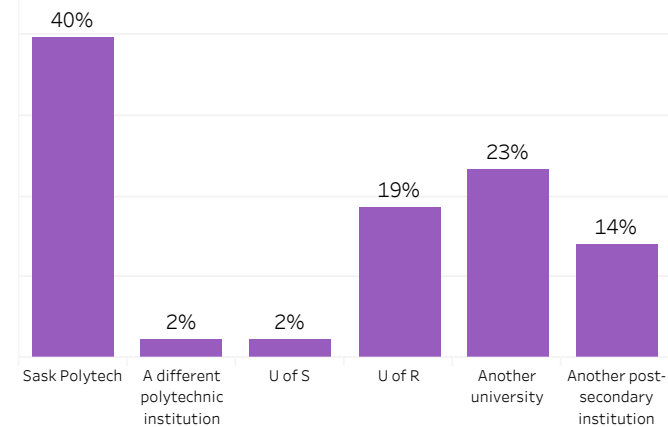
#### Enrolment status



#### Relevance of current program



#### Post-secondary institution currently enrolled in





# 2018-19 Graduate Follow-up Survey Summary of Results (1/2)

School: **Business**; Program: **All**; Campus: **Moose Jaw, Prince Albert, Regina**; Credential: **CERT**; Program Type: **Con Ed - Brokered**

Number of Respondents:  
69

Class of Graduates  
2018-19

Base/Con Ed/Brokered  
Con Ed - Brokered

School  
Business

Program  
All

Administering Campus  
All

Credential  
CERT

Indigenous  
All

## Overall Employment

Available Workforce	# of Grads Employed	Employment Rate	# of Full-time Employed Grads	Full-time Employment Rate
59	50	85%	43	73%

## Training Related Employment

Available Workforce	# of Grads Employed	Employment Rate	# of Full-time Employed Grads	Full-time Employment Rate
59	38	64%	34	58%

## Location of Employment

Saskatoon	Regina	Moose Jaw	Prince Albert	Elsewhere in SK	Outside Sask
6%	8%	0%	0%	84%	2%

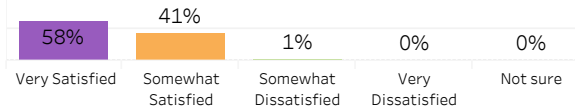
## Average Annual Salary

Overall (\$)	34,352
Full-time Training Related (\$)	39,714

## Salary by Location

	Overall (\$)	Full-time Training Related (\$)
Saskatoon	33,047	
Regina	35,800	43,258
Elsewhere in SK	34,348	39,672
Alberta	30,000	30,000

## Overall Satisfaction with Program



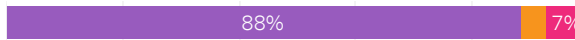
## Satisfaction with Sask Polytech

Satisfied with the decision to attend Saskpolytech	Recommend program to others	Recommend Saskpolytech to others
93%	96%	99%

## Satisfaction with Campus Facilities & Services

■ Satisfied ■ Dissatisfied ■ Not sure

### Campus facilities



### Campus activities



### Instruction delivered



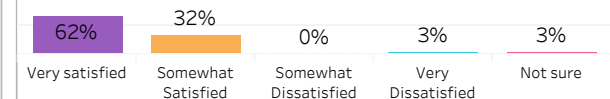
### Student support services



### Educational experience

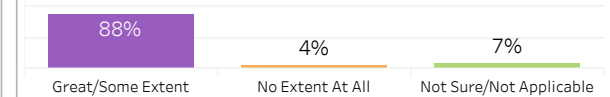


## Relevance of Program to Field of Employment

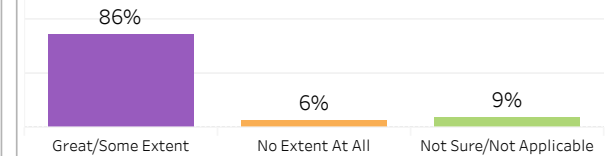


## Program Benefits

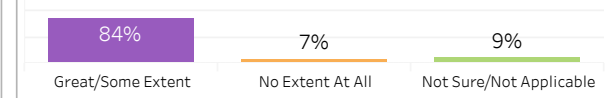
### Skills and knowledge relevant in the workplace



### Improved earning potential



### Improved employment opportunities



## Location of Current Residence

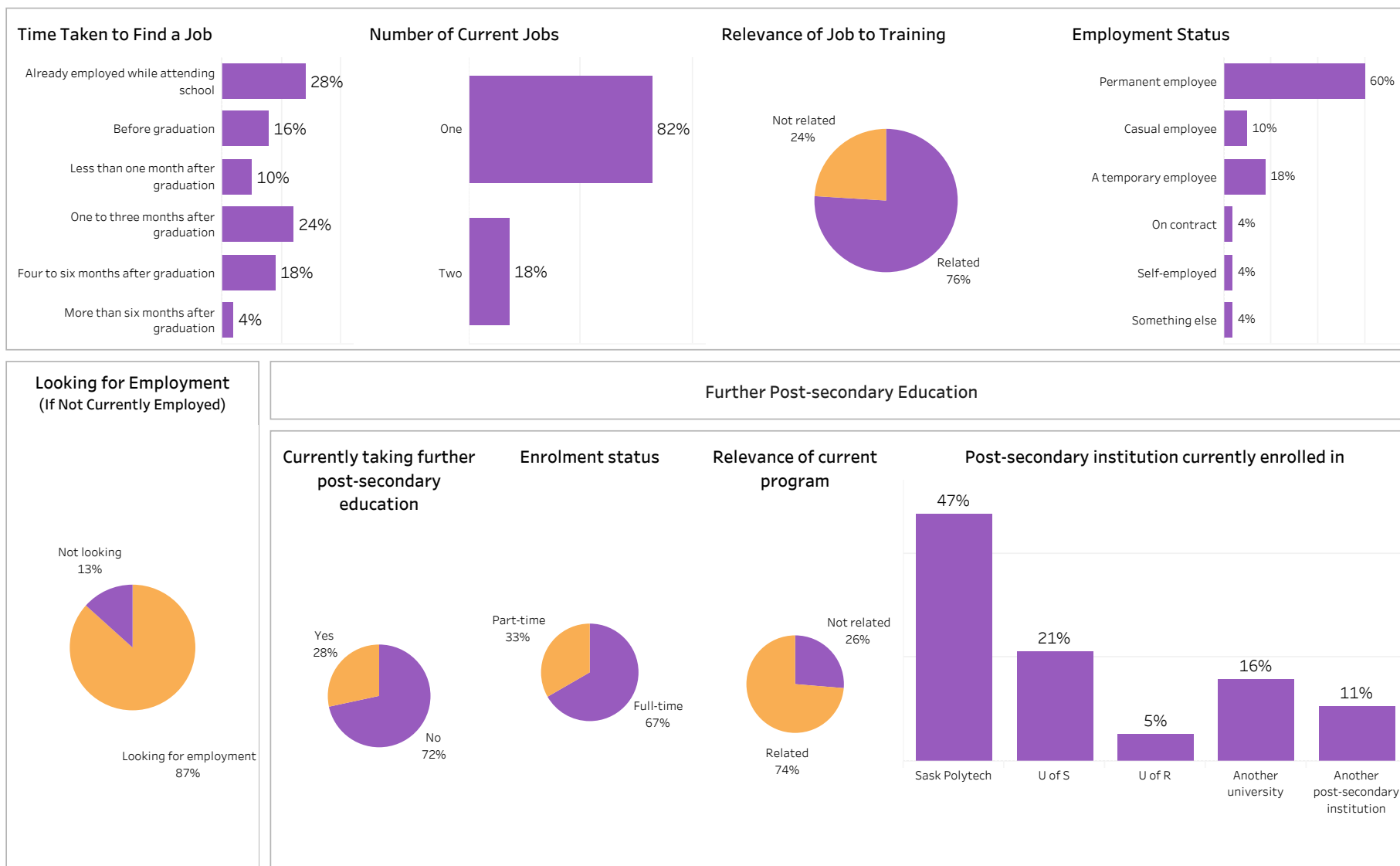
Saskatoon	Regina	Moose Jaw	Elsewhere in SK	Outside Sask
3%	7%	4%	81%	4%



## 2018-19 Graduate Follow-up Survey Summary of Results (2/2)

Campus: **Moose Jaw, Prince Albert, Regina and 1 more**; School: **Business**; Program: **All**; Credential: **CERT, DIP, DIPC and 1 more**; Program Type: **Con Ed - Brokered**

Number of  
Respondents: 69



Institutional Research and Analysis (IR&A)



## 2018-19 Graduate Follow-up Survey Summary of Results (1/2)

School: **Business**; Program: **Accounting Certificate Program**; Campus: **Moose Jaw**; Credential: **CERT**;  
Program Type: **Con Ed - Sask Polytech Delivered**

Number of Respondents:  
26

Class of Graduates  
2018-19

Base/Con Ed/Brokered  
Con Ed - Sask Polytech D..

School  
Business

Program  
Accounting Certificate P..

Administering Campus  
All

Credential  
All

Indigenous  
All

### Overall Employment

Available Workforce	# of Grads Employed	Employment Rate	# of Full-time Employed Grads	Full-time Employment Rate
23	20	87%	18	78%

### Training Related Employment

Available Workforce	# of Grads Employed	Employment Rate	# of Full-time Employed Grads	Full-time Employment Rate
23	17	74%	16	70%

### Location of Employment

Saskatoon	Regina	Moose Jaw	Prince Albert	Elsewhere in SK	Outside Sask
35%	20%	5%	5%	20%	15%

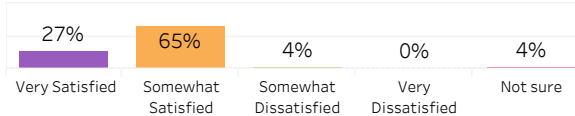
### Average Annual Salary

Overall (\$)	40,309
Full-time Training Related (\$)	42,343

### Salary by Location

	Overall (\$)	Full-time Training Related (\$)
Saskatoon	34,146	38,849
Regina	46,453	46,453
Moose Jaw	42,328	42,328
Prince Albert		
Elsewhere in SK	46,973	46,973
British Columbia	44,000	44,000
Ontario	33,650	33,650

### Overall Satisfaction with Program



### Satisfaction with Sask Polytech

Satisfied with the decision to attend Saskpolytech	Recommend program to others	Recommend Saskpolytech to others
96%	96%	100%

### Satisfaction with Campus Facilities & Services

■ Satisfied
 ■ Dissatisfied
 ■ Not sure

#### Campus facilities



#### Campus activities



#### Instruction delivered



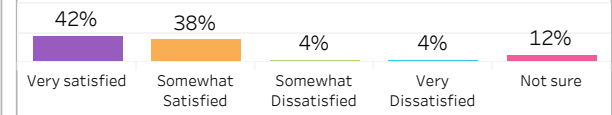
#### Student support services



#### Educational experience

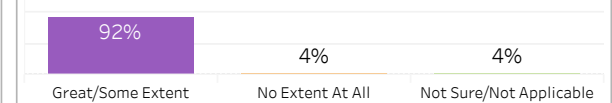


### Relevance of Program to Field of Employment

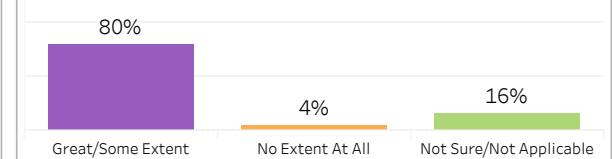


### Program Benefits

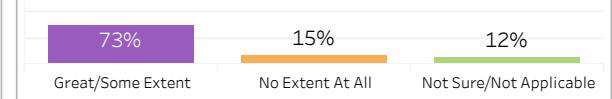
#### Skills and knowledge relevant in the workplace



#### Improved earning potential



#### Improved employment opportunities



### Location of Current Residence

Saskatoon	Regina	Moose Jaw	Prince Albert	Elsewhere in SK	Outside Sask
31%	23%	4%	4%	19%	19%

Institutional Research and Analysis (IR&A)



## 2018-19 Graduate Follow-up Survey Summary of Results (2/2)

Campus: **All**; School: **Business**; Program: **Accounting Certificate Program**; Credential: **All**; Program Type: **Con Ed - Sask Polytech Delivered**

Number of  
Respondents: 26





## 2018-19 Graduate Follow-up Survey Summary of Results (1/2)

School: **Business**; Program: **Applied Project Management**; Campus: **Regina**; Credential: **APCERT**; Program Type: **Con Ed - Sask Polytech Delivered**

Number of Respondents:  
36

Class of Graduates  
2018-19

Base/Con Ed/Brokered  
Con Ed - Sask Polytech D..

School  
Business

Program  
Applied Project Manage..

Administering Campus  
All

Credential  
All

Indigenous  
All

### Overall Employment

Available Workforce	# of Grads Employed	Employment Rate	# of Full-time Employed Grads	Full-time Employment Rate
35	34	97%	34	97%

### Training Related Employment

Available Workforce	# of Grads Employed	Employment Rate	# of Full-time Employed Grads	Full-time Employment Rate
35	23	66%	23	66%

### Location of Employment

Saskatoon	Regina	Moose Jaw	Prince Albert	Elsewhere in SK	Outside Sask
39%	45%	3%	0%	6%	6%

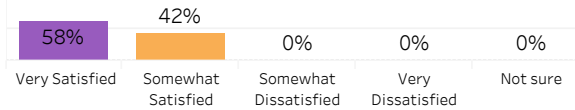
### Average Annual Salary

Overall (\$)	86,815
Full-time Training Related (\$)	90,239

### Salary by Location

	Overall (\$)	Full-time Training Related (\$)
Saskatoon	75,097	77,950
Regina	81,570	80,814
Moose Jaw	93,600	
Elsewhere in SK	160,000	160,000
Alberta	155,000	155,000
British Columbia	120,000	120,000

### Overall Satisfaction with Program



### Satisfaction with Sask Polytech

Satisfied with the decision to attend Saskpolytech	Recommend program to others	Recommend Saskpolytech to others
94%	97%	97%

### Satisfaction with Campus Facilities & Services

■ Satisfied
 ■ Dissatisfied
 ■ Not sure

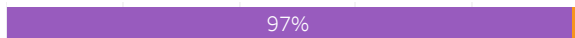
#### Campus facilities



#### Campus activities



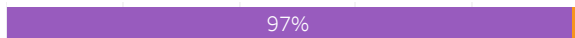
#### Instruction delivered



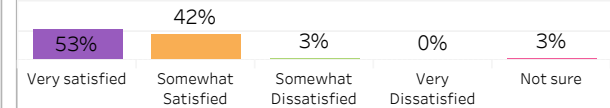
#### Student support services



#### Educational experience

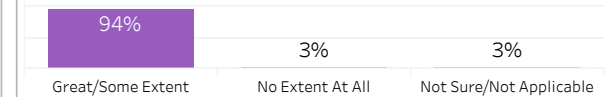


### Relevance of Program to Field of Employment

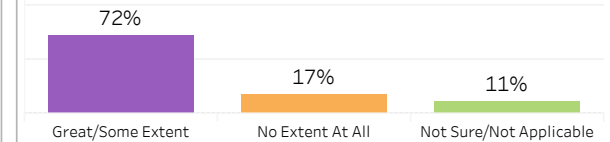


### Program Benefits

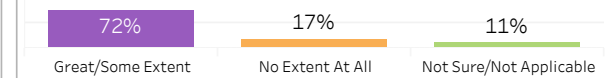
#### Skills and knowledge relevant in the workplace



#### Improved earning potential



#### Improved employment opportunities



### Location of Current Residence

Saskatoon	Regina	Moose Jaw	Elsewhere in SK	Outside Sask
36%	42%	3%	17%	3%



## 2018-19 Graduate Follow-up Survey Summary of Results (2/2)

Campus: **All**; School: **Business**; Program: **Applied Project Management**; Credential: **All**; Program Type: **Con Ed - Sask Polytech Delivered**

Number of  
Respondents: 36



Institutional Research and Analysis (IR&A)



# 2018-19 Graduate Follow-up Survey Summary of Results (1/2)

School: **Business**; Program: **Business**; Campus: **Moose Jaw**; Credential: **CERT**; Program Type: **Base**

Number of Respondents:  
15

Class of Graduates  
2018-19

Base/Con Ed/Brokered  
Base

School  
Business

Program  
Business

Administering Campus  
Moose Jaw

Credential  
CERT

Indigenous  
All

## Overall Employment

Available Workforce	# of Grads Employed	Employment Rate	# of Full-time Employed Grads	Full-time Employment Rate
12	11	92%	9	75%

## Training Related Employment

Available Workforce	# of Grads Employed	Employment Rate	# of Full-time Employed Grads	Full-time Employment Rate
12	6	50%	5	42%

## Location of Employment

Saskatoon	Regina	Moose Jaw	Prince Albert	Elsewhere in SK	Outside Sask
0%	45%	36%	0%	9%	9%

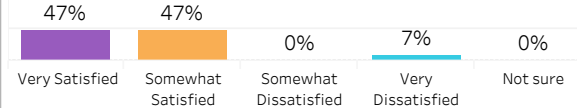
## Average Annual Salary

Overall (\$)	45,386
Full-time Training Related (\$)	44,232

## Salary by Location

	Overall (\$)	Full-time Training Related (\$)
Regina	47,464	44,928
Moose Jaw	41,000	41,000
Elsewhere in SK	50,000	50,000
Manitoba		

## Overall Satisfaction with Program



## Satisfaction with Sask Polytech

Satisfied with the decision to attend Saskpolytech	Recommend program to others	Recommend Saskpolytech to others
87%	87%	87%

## Satisfaction with Campus Facilities & Services

■ Satisfied ■ Dissatisfied ■ Not sure

### Campus facilities



### Campus activities



### Instruction delivered



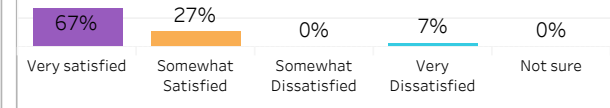
### Student support services



### Educational experience

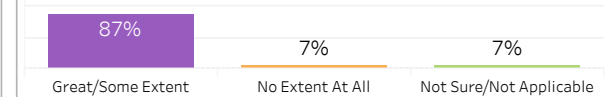


## Relevance of Program to Field of Employment

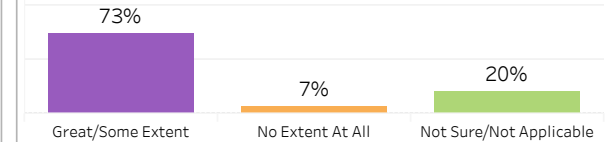


## Program Benefits

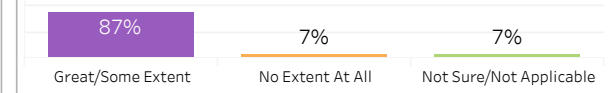
### Skills and knowledge relevant in the workplace



### Improved earning potential



### Improved employment opportunities



## Location of Current Residence

Saskatoon	Regina	Moose Jaw	Elsewhere in SK	Outside Sask
7%	47%	33%	7%	7%

Institutional Research and Analysis (IR&A)



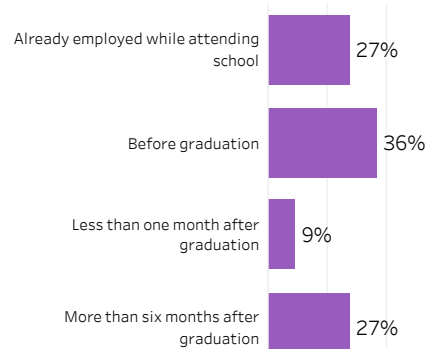


## 2018-19 Graduate Follow-up Survey Summary of Results (2/2)

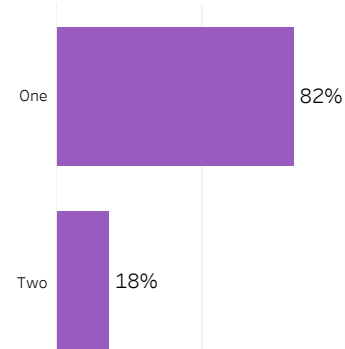
Campus: **Moose Jaw**; School: **Business**; Program: **Business**; Credential: **CERT**; Program Type: **Base**

Number of  
Respondents: 15

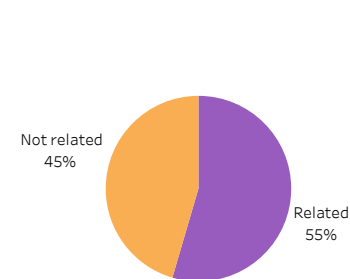
### Time Taken to Find a Job



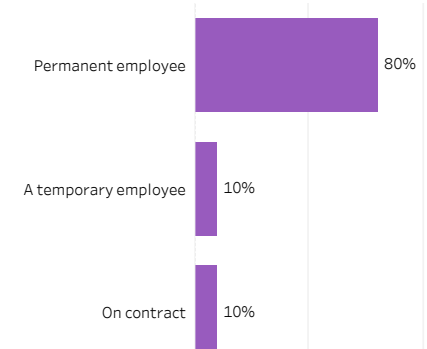
### Number of Current Jobs



### Relevance of Job to Training



### Employment Status

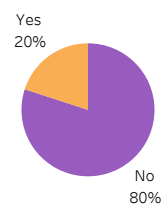


### Looking for Employment (If Not Currently Employed)

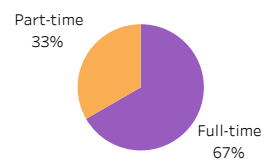


### Further Post-secondary Education

#### Currently taking further post-secondary education



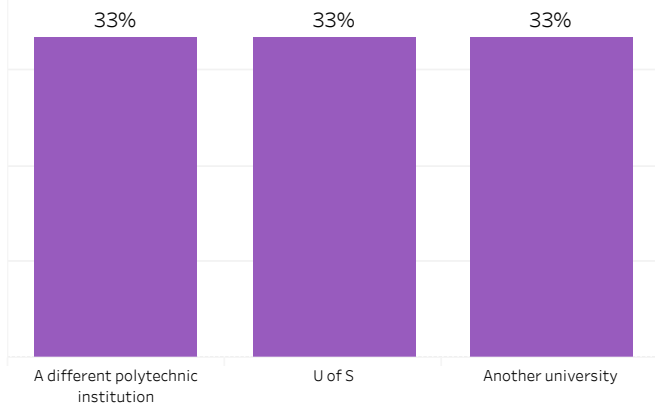
#### Enrolment status



#### Relevance of current program



#### Post-secondary institution currently enrolled in





# 2018-19 Graduate Follow-up Survey Summary of Results (1/2)

School: **Business**; Program: **Business**; Campus: **Moose Jaw**; Credential: **CERT**; Program Type: **Con Ed - Sask Polytech Delivered**

Number of Respondents:  
27

Class of Graduates  
2018-19

Base/Con Ed/Brokered  
Con Ed - Sask Polytech D..

School  
Business

Program  
Business

Administering Campus  
Moose Jaw

Credential  
CERT

Indigenous  
All

## Overall Employment

Available Workforce	# of Grads Employed	Employment Rate	# of Full-time Employed Grads	Full-time Employment Rate
26	23	88%	20	77%

## Training Related Employment

Available Workforce	# of Grads Employed	Employment Rate	# of Full-time Employed Grads	Full-time Employment Rate
26	11	42%	11	42%

## Location of Employment

Saskatoon	Regina	Moose Jaw	Prince Albert	Elsewhere in SK	Outside Sask
9%	48%	9%	0%	35%	0%

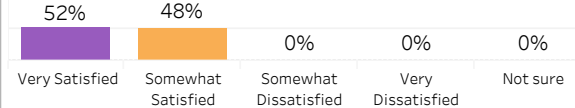
## Average Annual Salary

Overall (\$)	39,887
Full-time Training Related (\$)	42,807

## Salary by Location

	Overall (\$)	Full-time Training Related (\$)
Saskatoon	23,660	
Regina	40,937	47,975
Moose Jaw	70,720	
Elsewhere in SK	36,449	37,638

## Overall Satisfaction with Program



## Satisfaction with Sask Polytech

Satisfied with the decision to attend Saskpolytech	Recommend program to others	Recommend Saskpolytech to others
96%	93%	100%

## Satisfaction with Campus Facilities & Services

■ Satisfied
 ■ Dissatisfied
 ■ Not sure

### Campus facilities



### Campus activities



### Instruction delivered



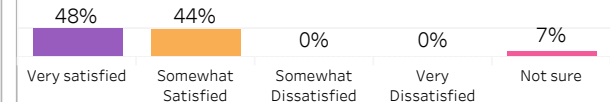
### Student support services



### Educational experience

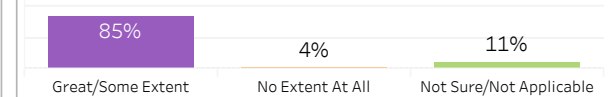


## Relevance of Program to Field of Employment

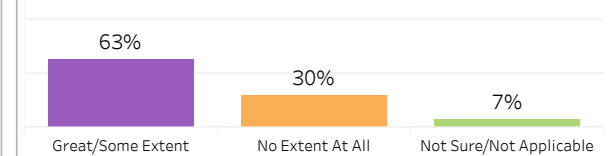


## Program Benefits

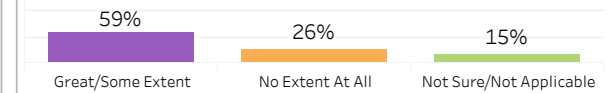
### Skills and knowledge relevant in the workplace



### Improved earning potential



### Improved employment opportunities



## Location of Current Residence

Saskatoon	Regina	Moose Jaw	Elsewhere in SK	Outside Sask
7%	44%	11%	33%	4%

Institutional Research and Analysis (IR&A)



## 2018-19 Graduate Follow-up Survey Summary of Results (2/2)

Campus: **Moose Jaw**; School: **Business**; Program: **Business**; Credential: **CERT**; Program Type: **Con Ed - Sask Polytech Delivered**

Number of  
Respondents: 27



Institutional Research and Analysis (IR&A)



## 2018-19 Graduate Follow-up Survey Summary of Results (1/2)

School: **Business**; Program: **Business**; Campus: **Moose Jaw**; Credential: **CERT**; Program Type: **Con Ed - Brokered**

Number of Respondents:  
43

Class of Graduates  
2018-19

Base/Con Ed/Brokered  
Con Ed - Brokered

School  
Business

Program  
Business

Administering Campus  
Moose Jaw

Credential  
CERT

Indigenous  
All

### Overall Employment

Available Workforce	# of Grads Employed	Employment Rate	# of Full-time Employed Grads	Full-time Employment Rate
34	28	82%	22	65%

### Training Related Employment

Available Workforce	# of Grads Employed	Employment Rate	# of Full-time Employed Grads	Full-time Employment Rate
34	19	56%	16	47%

### Location of Employment

Saskatoon	Regina	Moose Jaw	Prince Albert	Elsewhere in SK	Outside Sask
11%	4%	0%	0%	81%	4%

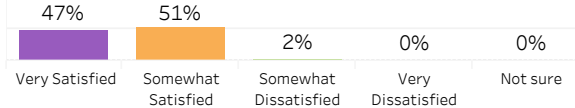
### Average Annual Salary

Overall (\$)	33,346
Full-time Training Related (\$)	43,205

### Salary by Location

	Overall (\$)	Full-time Training Related (\$)
Saskatoon	33,047	
Regina	13,426	
Elsewhere in SK	34,732	44,526
Alberta	30,000	30,000

### Overall Satisfaction with Program



### Satisfaction with Sask Polytech

Satisfied with the decision to attend Saskpolytech	Recommend program to others	Recommend Saskpolytech to others
88%	93%	98%

### Satisfaction with Campus Facilities & Services

■ Satisfied ■ Dissatisfied ■ Not sure

#### Campus facilities



#### Campus activities



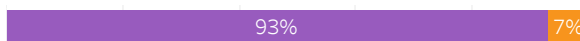
#### Instruction delivered



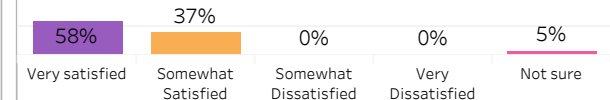
#### Student support services



#### Educational experience

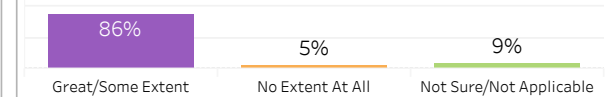


### Relevance of Program to Field of Employment

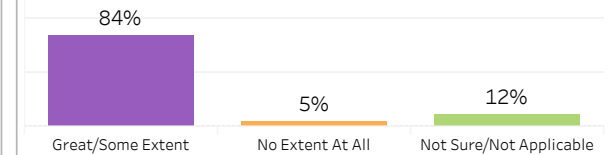


### Program Benefits

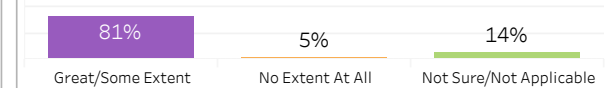
#### Skills and knowledge relevant in the workplace



#### Improved earning potential



#### Improved employment opportunities



### Location of Current Residence

Saskatoon	Regina	Moose Jaw	Elsewhere in SK	Outside Sask
5%	2%	7%	81%	5%

Institutional Research and Analysis (IR&A)



## 2018-19 Graduate Follow-up Survey Summary of Results (2/2)

Campus: **Moose Jaw**; School: **Business**; Program: **Business**; Credential: **CERT**; Program Type: **Con Ed - Brokered**

Number of  
Respondents: 43



Institutional Research and Analysis (IR&A)



# 2018-19 Graduate Follow-up Survey

## Summary of Results (1/2)

School: **Business**; Program: **Business**; Campus: **Prince Albert**; Credential: **CERT**; Program Type: **Base**

Number of Respondents:  
16

Class of Graduates  
2018-19

Base/Con Ed/Brokered  
Base

School  
Business

Program  
Business

Administering Campus  
Prince Albert

Credential  
CERT

Indigenous  
All

### Overall Employment

Available Workforce	# of Grads Employed	Employment Rate	# of Full-time Employed Grads	Full-time Employment Rate
13	13	100%	12	92%

### Training Related Employment

Available Workforce	# of Grads Employed	Employment Rate	# of Full-time Employed Grads	Full-time Employment Rate
13	10	77%	9	69%

### Location of Employment

Saskatoon	Regina	Moose Jaw	Prince Albert	Elsewhere in SK	Outside Sask
17%	0%	0%	58%	8%	17%

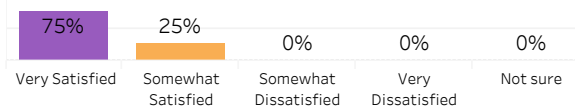
### Average Annual Salary

Overall (\$)	51,623
Full-time Training Related (\$)	45,110

### Salary by Location

	Overall (\$)	Full-time Training Related (\$)
Saskatoon	29,120	
Prince Albert	46,800	50,960
Elsewhere in SK		
Alberta	81,359	49,400

### Overall Satisfaction with Program



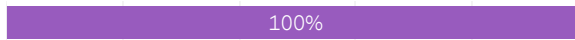
### Satisfaction with Sask Polytech

Satisfied with the decision to attend Saskpolytech	Recommend program to others	Recommend Saskpolytech to others
94%	100%	100%

### Satisfaction with Campus Facilities & Services

■ Satisfied ■ Dissatisfied ■ Not sure

#### Campus facilities



#### Campus activities



#### Instruction delivered



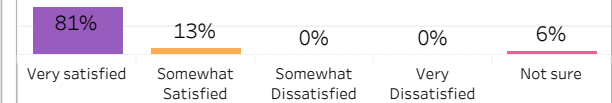
#### Student support services



#### Educational experience

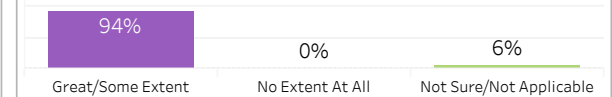


### Relevance of Program to Field of Employment

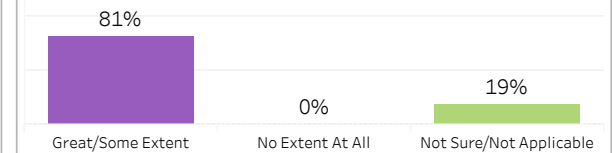


### Program Benefits

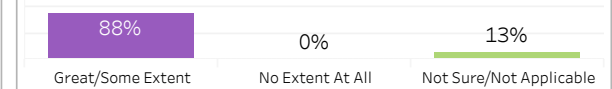
#### Skills and knowledge relevant in the workplace



#### Improved earning potential



#### Improved employment opportunities



### Location of Current Residence

Saskatoon	Moose Jaw	Prince Albert	Elsewhere in SK	Outside Sask
19%	6%	63%	6%	6%

Institutional Research and Analysis (IR&A)



## 2018-19 Graduate Follow-up Survey Summary of Results (2/2)

Campus: **Prince Albert**; School: **Business**; Program: **Business**; Credential: **CERT**; Program Type: **Base**

Number of  
Respondents: 16



Institutional Research and Analysis (IR&A)



# 2018-19 Graduate Follow-up Survey

## Summary of Results (1/2)

School: **Business**; Program: **Business**; Campus: **Saskatoon**; Credential: **CERT**; Program Type: **Base**

Number of Respondents:  
30

Class of Graduates  
2018-19

Base/Con Ed/Brokered  
Base

School  
Business

Program  
Business

Administering Campus  
Saskatoon

Credential  
CERT

Indigenous  
All

### Overall Employment

Available Workforce	# of Grads Employed	Employment Rate	# of Full-time Employed Grads	Full-time Employment Rate
18	18	100%	16	89%

### Training Related Employment

Available Workforce	# of Grads Employed	Employment Rate	# of Full-time Employed Grads	Full-time Employment Rate
18	9	50%	9	50%

### Location of Employment

Saskatoon	Regina	Moose Jaw	Prince Albert	Elsewhere in SK	Outside Sask
56%	6%	6%	6%	22%	6%

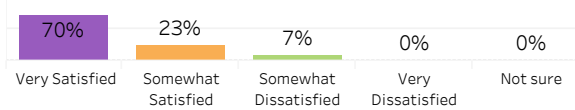
### Average Annual Salary

Overall (\$)	38,013
Full-time Training Related (\$)	45,570

### Salary by Location

	Overall (\$)	Full-time Training Related (\$)
Saskatoon	34,452	48,880
Regina	62,000	62,000
Moose Jaw		
Prince Albert	30,000	30,000
Elsewhere in SK	40,560	27,040
Ontario	50,000	50,000

### Overall Satisfaction with Program



### Satisfaction with Sask Polytech

Satisfied with the decision to attend Saskpolytech	Recommend program to others	Recommend Saskpolytech to others
97%	93%	93%

### Satisfaction with Campus Facilities & Services

■ Satisfied ■ Dissatisfied ■ Not sure

#### Campus facilities



#### Campus activities



#### Instruction delivered



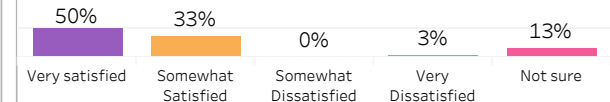
#### Student support services



#### Educational experience

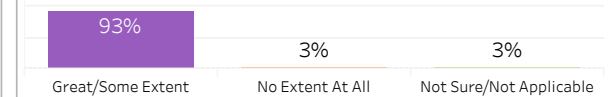


### Relevance of Program to Field of Employment

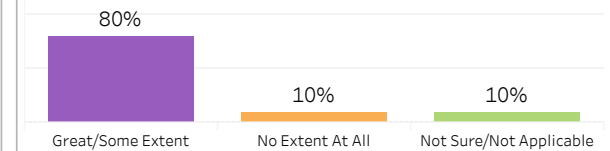


### Program Benefits

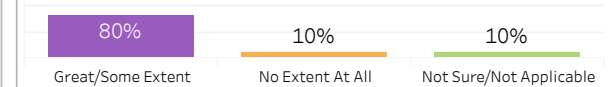
#### Skills and knowledge relevant in the workplace



#### Improved earning potential



#### Improved employment opportunities



### Location of Current Residence

Saskatoon	Regina	Moose Jaw	Prince Albert	Elsewhere in SK	Outside Sask
67%	3%	7%	3%	10%	10%

Institutional Research and Analysis (IR&A)

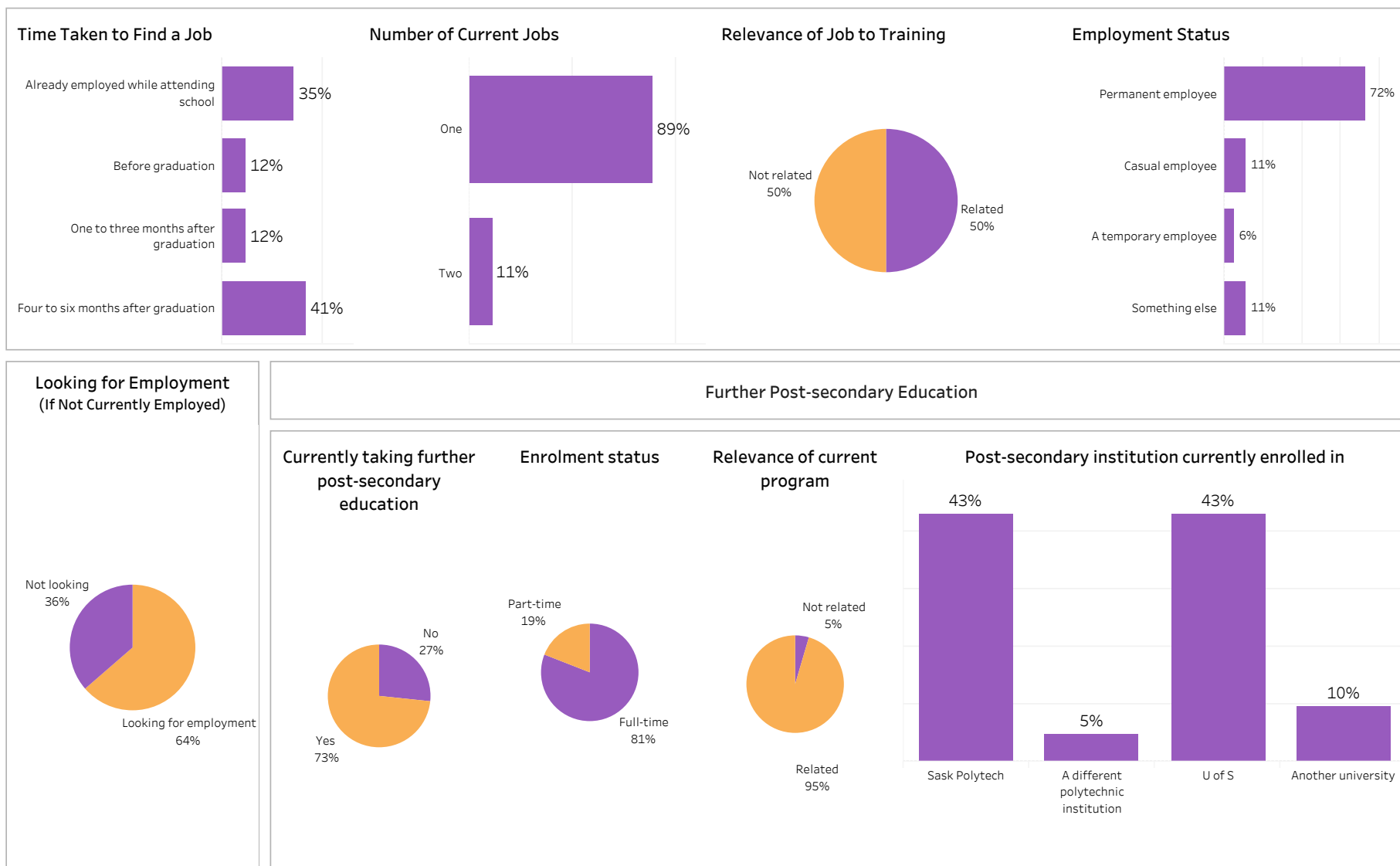




## 2018-19 Graduate Follow-up Survey Summary of Results (2/2)

Campus: **Saskatoon**; School: **Business**; Program: **Business**; Credential: **CERT**; Program Type: **Base**

Number of  
Respondents: 30



Institutional Research and Analysis (IR&A)



# 2018-19 Graduate Follow-up Survey Summary of Results (1/2)

School: **Business**; Program: **Business**; Campus: **Saskatoon**; Credential: **CERT**; Program Type: **Con Ed - Sask Polytech Delivered**

Number of Respondents:  
10

Class of Graduates  
2018-19

Base/Con Ed/Brokered  
Con Ed - Sask Polytech D..

School  
Business

Program  
Business

Administering Campus  
Saskatoon

Credential  
CERT

Indigenous  
All

## Overall Employment

Available Workforce	# of Grads Employed	Employment Rate	# of Full-time Employed Grads	Full-time Employment Rate
10	10	100%	8	80%

## Training Related Employment

Available Workforce	# of Grads Employed	Employment Rate	# of Full-time Employed Grads	Full-time Employment Rate
10	6	60%	5	50%

## Location of Employment

Saskatoon	Regina	Moose Jaw	Prince Albert	Elsewhere in SK	Outside Sask
100%	0%	0%	0%	0%	0%

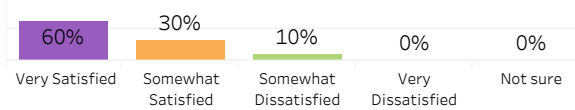
## Average Annual Salary

Overall (\$)	43,498
Full-time Training Related (\$)	53,657

## Salary by Location

	Overall (\$)	Full-time Training Related (\$)
Saskatoon	43,498	53,657

## Overall Satisfaction with Program



## Satisfaction with Sask Polytech

Satisfied with the decision to attend Saskpolytech	Recommend program to others	Recommend Saskpolytech to others
100%	100%	100%

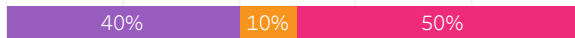
## Satisfaction with Campus Facilities & Services

■ Satisfied
 ■ Dissatisfied
 ■ Not sure

### Campus facilities



### Campus activities



### Instruction delivered



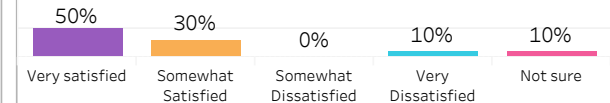
### Student support services



### Educational experience

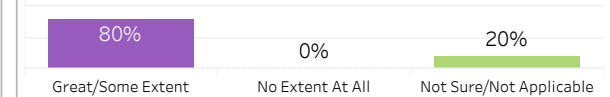


## Relevance of Program to Field of Employment

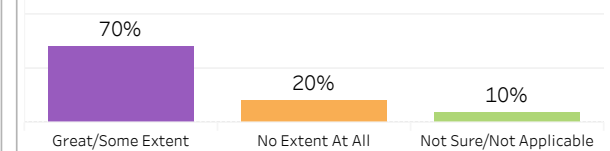


## Program Benefits

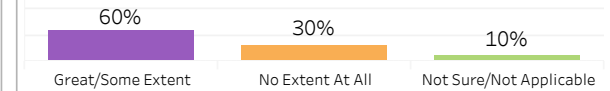
### Skills and knowledge relevant in the workplace



### Improved earning potential



### Improved employment opportunities



## Location of Current Residence

Saskatoon	Elsewhere in SK
90%	10%

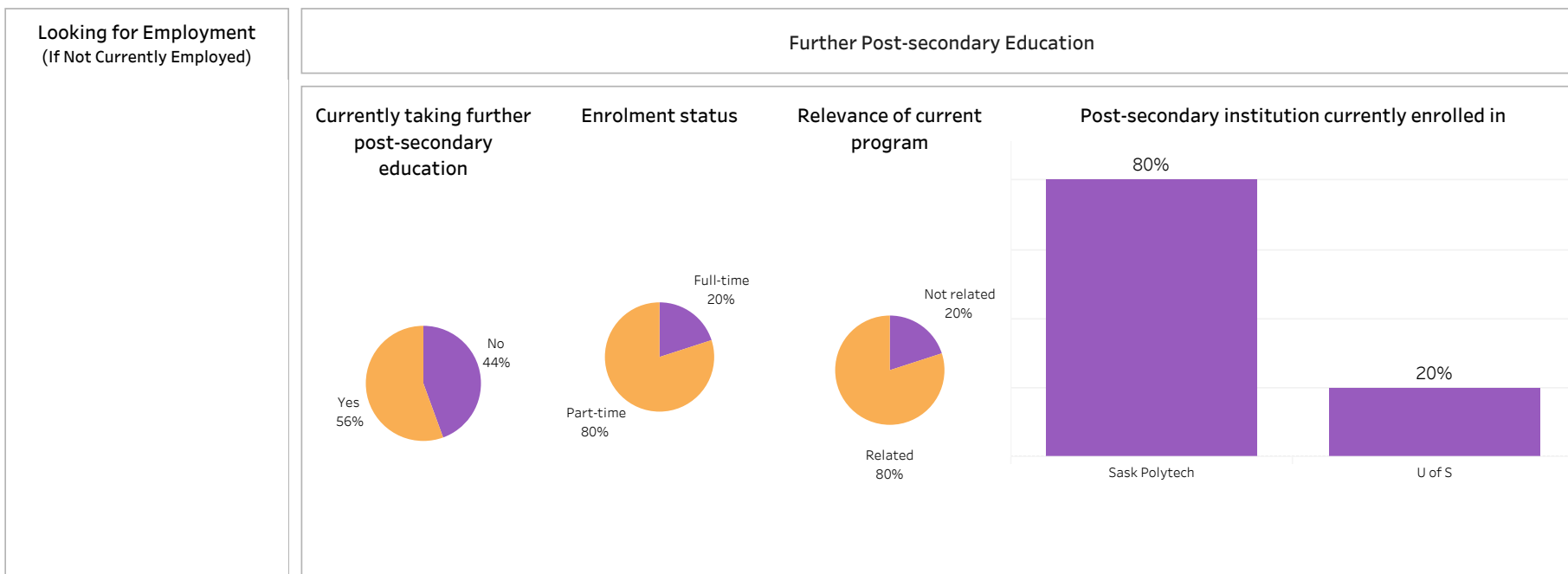
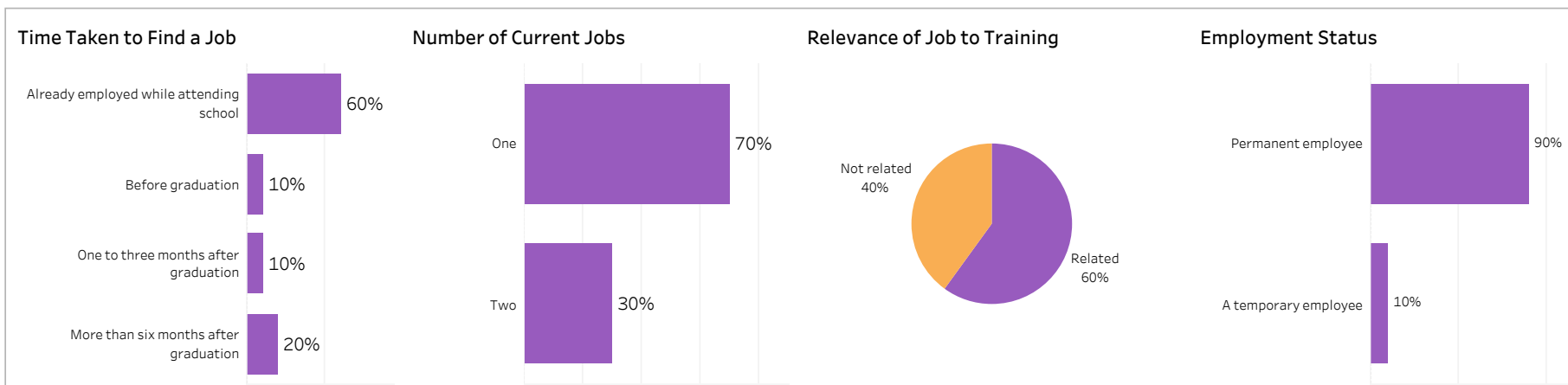
Institutional Research and Analysis (IR&A)



## 2018-19 Graduate Follow-up Survey Summary of Results (2/2)

Campus: **Prince Albert & Saskatoon**; School: **Business**; Program: **Business**; Credential: **CERT**; Program Type: **Con Ed - Sask Polytech Delivered**

Number of  
Respondents: 10





## 2018-19 Graduate Follow-up Survey Summary of Results (1/2)

School: **Business**; Program: **Business**; Campus: **Moose Jaw**; Credential: **DIP & DIPC**; Program Type: **Base**

Number of Respondents:  
81

Class of Graduates  
2018-19

Base/Con Ed/Brokered  
Base

School  
Business

Program  
Business

Administering Campus  
Moose Jaw

Credential  
Multiple values

Indigenous  
All

### Overall Employment

Available Workforce	# of Grads Employed	Employment Rate	# of Full-time Employed Grads	Full-time Employment Rate
74	70	95%	67	91%

### Training Related Employment

Available Workforce	# of Grads Employed	Employment Rate	# of Full-time Employed Grads	Full-time Employment Rate
74	56	76%	55	74%

### Location of Employment

Saskatoon	Regina	Moose Jaw	Prince Albert	Elsewhere in SK	Outside Sask
29%	43%	11%	0%	10%	7%

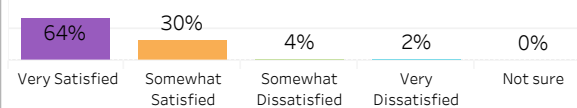
### Average Annual Salary

Overall (\$)	43,866
Full-time Training Related (\$)	47,182

### Salary by Location

	Overall (\$)	Full-time Training Related (\$)
Saskatoon	40,186	48,909
Regina	46,466	48,162
Moose Jaw	45,080	43,666
Elsewhere in SK	36,870	40,238
Alberta	51,600	51,600
Ontario	34,944	

### Overall Satisfaction with Program



### Satisfaction with Sask Polytech

Satisfied with the decision to attend Saskpolytech	Recommend program to others	Recommend Saskpolytech to others
94%	91%	96%

### Satisfaction with Campus Facilities & Services

■ Satisfied ■ Dissatisfied ■ Not sure

#### Campus facilities



#### Campus activities



#### Instruction delivered



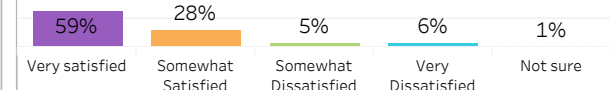
#### Student support services



#### Educational experience

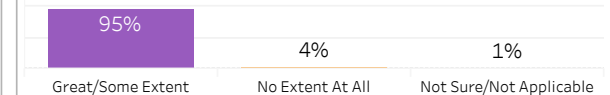


### Relevance of Program to Field of Employment

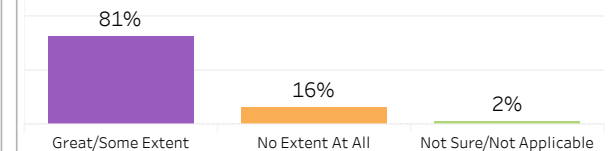


### Program Benefits

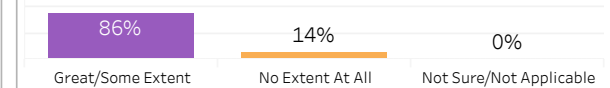
#### Skills and knowledge relevant in the workplace



#### Improved earning potential



#### Improved employment opportunities



### Location of Current Residence

Saskatoon	Regina	Moose Jaw	Elsewhere in SK	Outside Sask
31%	31%	21%	11%	6%

Institutional Research and Analysis (IR&A)



## 2018-19 Graduate Follow-up Survey Summary of Results (2/2)

Campus: **Moose Jaw, Prince Albert, Saskatoon**; School: **Business**; Program: **Business**; Credential: **DIP & DIPC**; Program Type: **Base**

Number of  
Respondents: 81



Institutional Research and Analysis (IR&A)



# 2018-19 Graduate Follow-up Survey Summary of Results (1/2)

School: **Business**; Program: **Business**; Campus: **Moose Jaw**; Credential: **DIP**; Program Type: **Con Ed - Sask Polytech Delivered**

Number of Respondents: 8

Class of Graduates  
2018-19

Base/Con Ed/Brokered  
Con Ed - Sask Polytech D..

School  
Business

Program  
Business

Administering Campus  
Moose Jaw

Credential  
DIP

Indigenous  
All

## Overall Employment

Available Workforce	# of Grads Employed	Employment Rate	# of Full-time Employed Grads	Full-time Employment Rate
8	8	100%	8	100%

## Training Related Employment

Available Workforce	# of Grads Employed	Employment Rate	# of Full-time Employed Grads	Full-time Employment Rate
8	6	75%	6	75%

## Location of Employment

Saskatoon	Regina	Moose Jaw	Prince Albert	Elsewhere in SK	Outside Sask
38%	50%	0%	0%	13%	0%

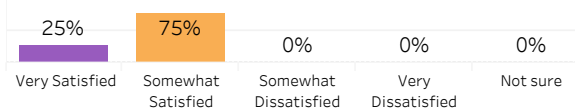
## Average Annual Salary

Overall (\$)	71,633
Full-time Training Related (\$)	69,960

## Salary by Location

	Overall (\$)	Full-time Training Related (\$)
Saskatoon	56,000	56,000
Regina	79,450	79,267
Elsewhere in SK		

## Overall Satisfaction with Program



## Satisfaction with Sask Polytech

Satisfied with the decision to attend Saskpolytech	Recommend program to others	Recommend Saskpolytech to others
100%	88%	88%

## Satisfaction with Campus Facilities & Services

■ Satisfied
 ■ Dissatisfied
 ■ Not sure

### Campus facilities



### Campus activities



### Instruction delivered



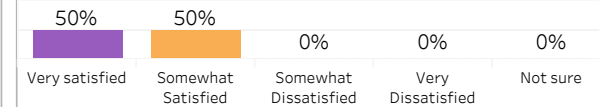
### Student support services



### Educational experience

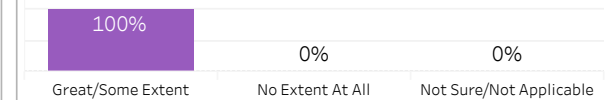


## Relevance of Program to Field of Employment

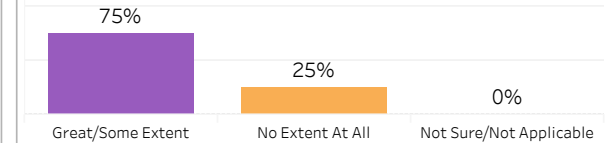


## Program Benefits

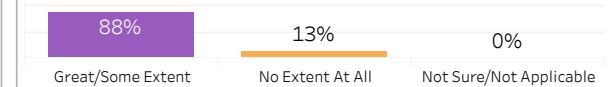
### Skills and knowledge relevant in the workplace



### Improved earning potential



### Improved employment opportunities



## Location of Current Residence

Saskatoon	Regina	Elsewhere in SK
38%	50%	13%

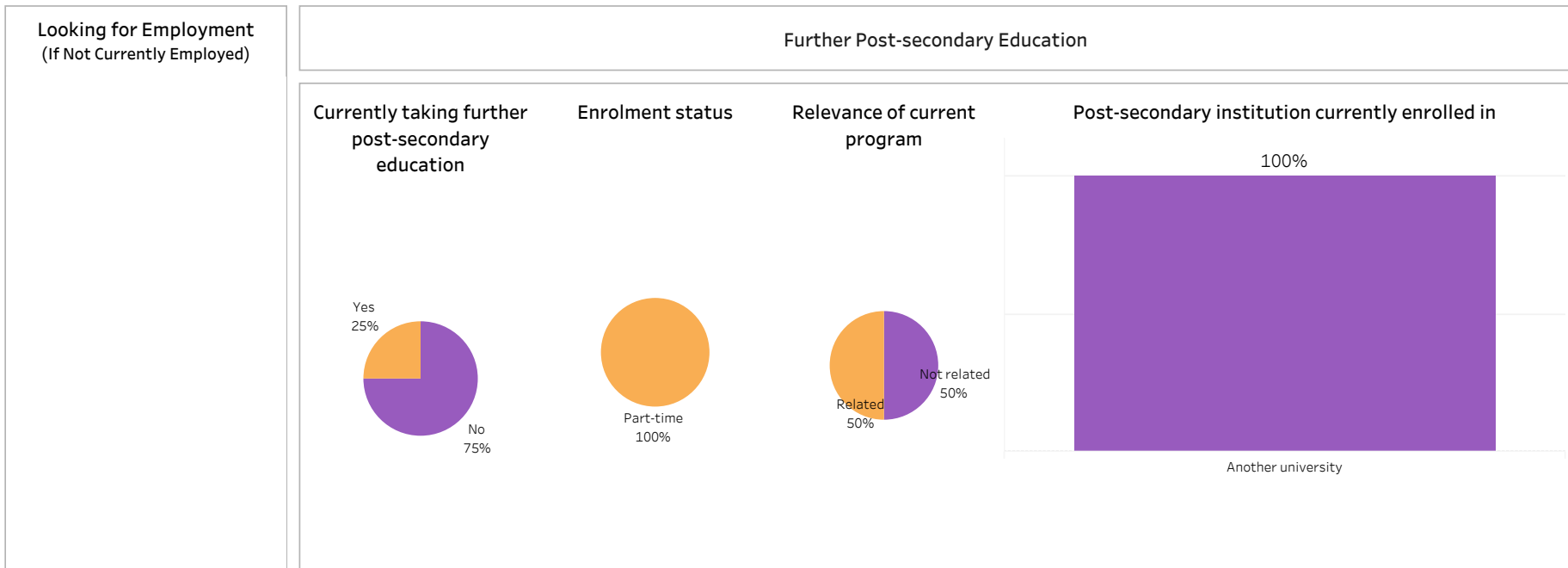
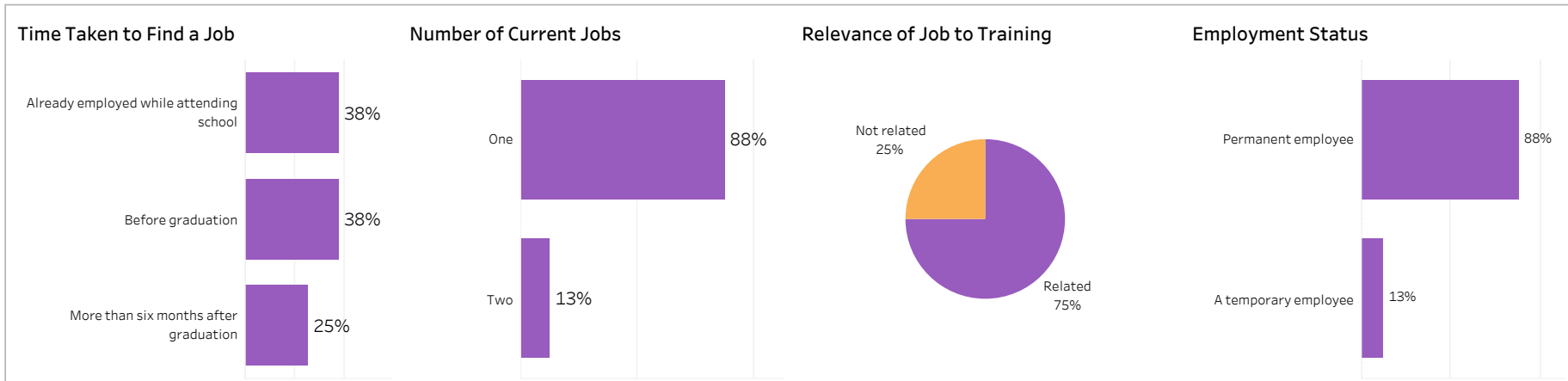
Institutional Research and Analysis (IR&A)



## 2018-19 Graduate Follow-up Survey Summary of Results (2/2)

Campus: **Moose Jaw, Prince Albert, Saskatoon**; School: **Business**; Program: **Business**; Credential: **DIP & DIPC**; Program Type: **Con Ed - Sask Polytech Delivered**

Number of  
Respondents: 8



Institutional Research and Analysis (IR&A)



# 2018-19 Graduate Follow-up Survey Summary of Results (1/2)

School: **Business**; Program: **Business Accountancy**; Campus: **Moose Jaw**; Credential: **DIP**; Program Type: **Base**

Number of Respondents: 2

Class of Graduates  
2018-19

Base/Con Ed/Brokered  
Base

School  
Business

Program  
Business Accountancy

Administering Campus  
Moose Jaw

Credential  
DIP

Indigenous  
All

## Overall Employment

Available Workforce	# of Grads Employed	Employment Rate	# of Full-time Employed Grads	Full-time Employment Rate
2	2	100%	2	100%

## Training Related Employment

Available Workforce	# of Grads Employed	Employment Rate	# of Full-time Employed Grads	Full-time Employment Rate
2	2	100%	2	100%

## Location of Employment

Saskatoon	Regina	Moose Jaw	Prince Albert	Elsewhere in SK	Outside Sask
0%	0%	0%	0%	100%	0%

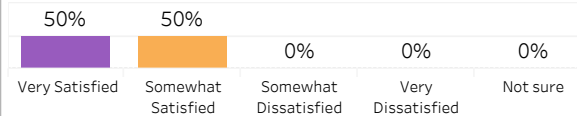
## Average Annual Salary

Overall (\$)	60,000
Full-time Training Related (\$)	60,000

## Salary by Location

	Overall (\$)	Full-time Training Related (\$)
Elsewhere in SK	60,000	60,000

## Overall Satisfaction with Program



## Satisfaction with Sask Polytech

Satisfied with the decision to attend Saskpolytech	Recommend program to others	Recommend Saskpolytech to others
100%	100%	100%

## Satisfaction with Campus Facilities & Services

■ Satisfied ■ Dissatisfied ■ Not sure

### Campus facilities



### Campus activities



### Instruction delivered



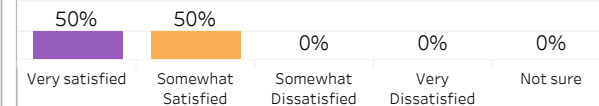
### Student support services



### Educational experience

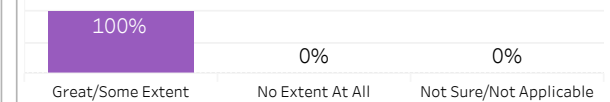


## Relevance of Program to Field of Employment

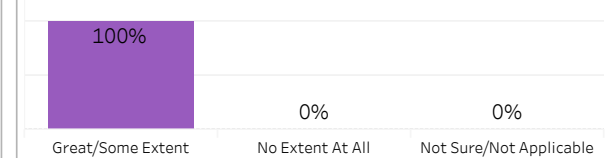


## Program Benefits

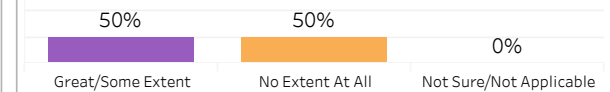
### Skills and knowledge relevant in the workplace



### Improved earning potential



### Improved employment opportunities



## Location of Current Residence



Institutional Research and Analysis (IR&A)

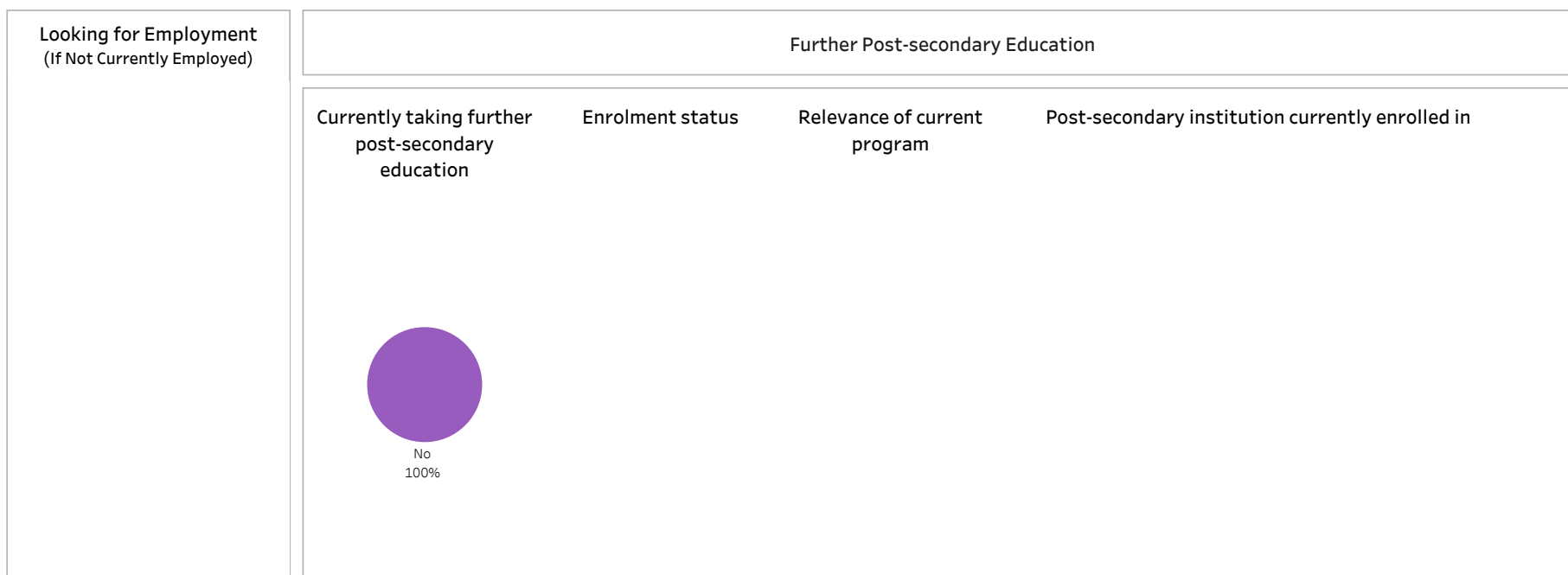
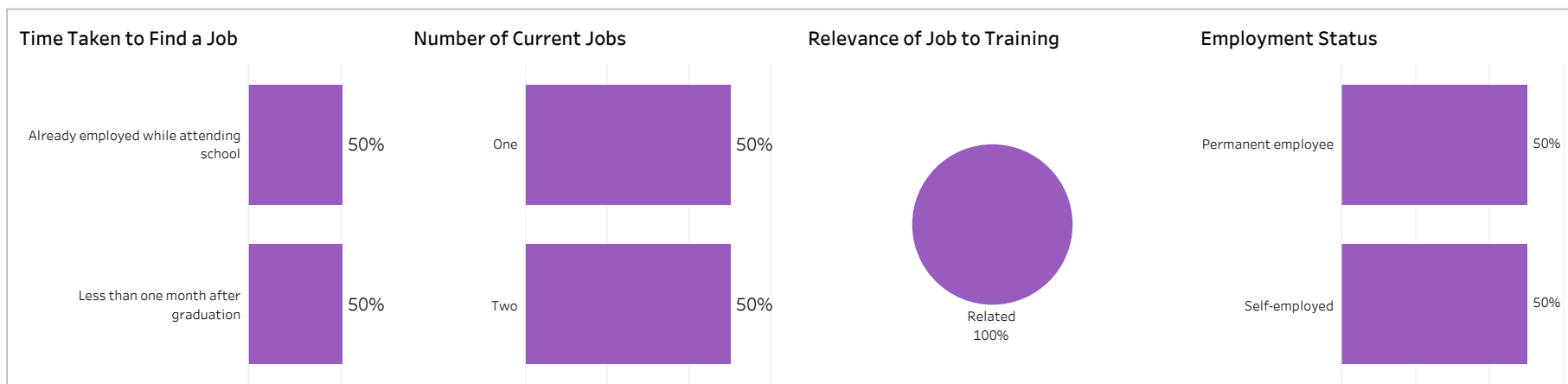




## 2018-19 Graduate Follow-up Survey Summary of Results (2/2)

Campus: **Moose Jaw, Prince Albert, Saskatoon**; School: **Business**; Program: **Business Accountancy**;  
Credential: **CERT, DIP, DIPC**; Program Type: **Base**

Number of  
Respondents: 2





# 2018-19 Graduate Follow-up Survey Summary of Results (1/2)

School: **Business**; Program: **Business Accountancy**; Campus: **Moose Jaw**; Credential: **DIP**; Program Type: **Con Ed - Sask Polytech Delivered**

Number of Respondents:  
22

Class of Graduates  
2018-19

Base/Con Ed/Brokered  
Con Ed - Sask Polytech D..

School  
Business

Program  
Business Accountancy

Administering Campus  
Moose Jaw

Credential  
DIP

Indigenous  
All

## Overall Employment

Available Workforce	# of Grads Employed	Employment Rate	# of Full-time Employed Grads	Full-time Employment Rate
21	21	100%	20	95%

## Training Related Employment

Available Workforce	# of Grads Employed	Employment Rate	# of Full-time Employed Grads	Full-time Employment Rate
21	19	90%	18	86%

## Location of Employment

Saskatoon	Regina	Moose Jaw	Prince Albert	Elsewhere in SK	Outside Sask
33%	48%	0%	5%	10%	5%

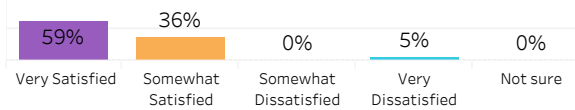
## Average Annual Salary

Overall (\$)	62,440
Full-time Training Related (\$)	62,517.65

## Salary by Location

	Overall (\$)	Full-time Training Related (\$)
Saskatoon	64,857	61,667
Regina	61,089	61,089
Prince Albert	78,000	78,000
Elsewhere in SK	58,500	65,000
Ontario	50,000	

## Overall Satisfaction with Program



## Satisfaction with Sask Polytech

Satisfied with the decision to attend Saskpolytech	Recommend program to others	Recommend Saskpolytech to others
95%	95%	95%

## Satisfaction with Campus Facilities & Services

■ Satisfied
 ■ Dissatisfied
 ■ Not sure

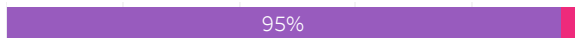
### Campus facilities



### Campus activities



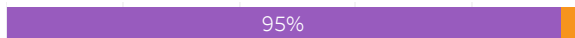
### Instruction delivered



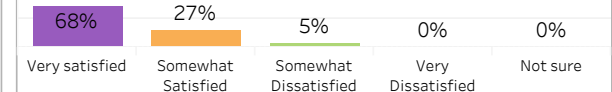
### Student support services



### Educational experience

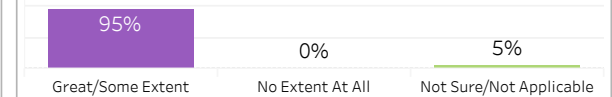


## Relevance of Program to Field of Employment

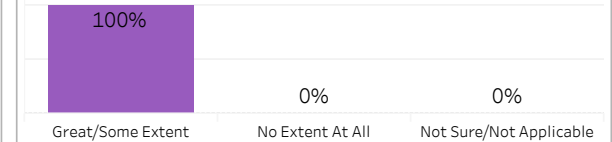


## Program Benefits

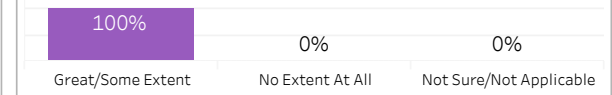
### Skills and knowledge relevant in the workplace



### Improved earning potential



### Improved employment opportunities



## Location of Current Residence

Saskatoon	Regina	Prince Albert	Elsewhere in SK	Outside Sask
27%	50%	5%	14%	5%

Institutional Research and Analysis (IR&A)



## 2018-19 Graduate Follow-up Survey Summary of Results (2/2)

Campus: **Moose Jaw, Prince Albert, Saskatoon**; School: **Business**; Program: **Business Accountancy**;  
Credential: **CERT, DIP, DIPC**; Program Type: **Con Ed - Sask Polytech Delivered**

Number of  
Respondents: 22



Institutional Research and Analysis (IR&A)



# 2018-19 Graduate Follow-up Survey Summary of Results (1/2)

School: **Business**; Program: **Business Accountancy**; Campus: **Moose Jaw**; Credential: **PGCERT**; Program Type: **Base**

Number of Respondents: 4

Class of Graduates: 2018-19      Base/Con Ed/Brokered Base      School: Business      Program: Business Accountancy      Administering Campus: Moose Jaw      Credential: PGCERT      Indigenous: All

## Overall Employment

Available Workforce	# of Grads Employed	Employment Rate	# of Full-time Employed Grads	Full-time Employment Rate
3	3	100%	2	67%

## Training Related Employment

Available Workforce	# of Grads Employed	Employment Rate	# of Full-time Employed Grads	Full-time Employment Rate
3	0	0%		

## Location of Employment

Saskatoon	Regina	Moose Jaw	Prince Albert	Elsewhere in SK	Outside Sask
33%	0%	67%	0%	0%	0%

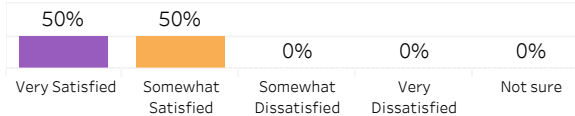
## Average Annual Salary

Overall (\$)	12,980
Full-time Training Related (\$)	

## Salary by Location

	Overall (\$)	Full-time Training Related (\$)
Saskatoon	21,600	
Moose Jaw	8,670	

## Overall Satisfaction with Program



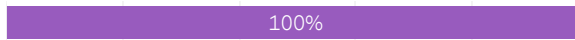
## Satisfaction with Sask Polytech

Satisfied with the decision to attend Saskpolytech	Recommend program to others	Recommend Saskpolytech to others
75%	75%	100%

## Satisfaction with Campus Facilities & Services

■ Satisfied ■ Dissatisfied ■ Not sure

### Campus facilities



### Campus activities



### Instruction delivered



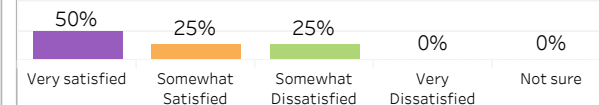
### Student support services



### Educational experience

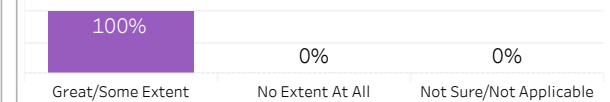


## Relevance of Program to Field of Employment

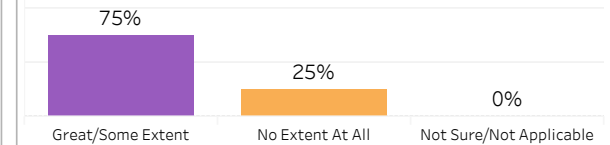


## Program Benefits

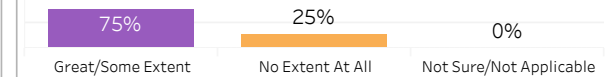
### Skills and knowledge relevant in the workplace



### Improved earning potential



### Improved employment opportunities



## Location of Current Residence



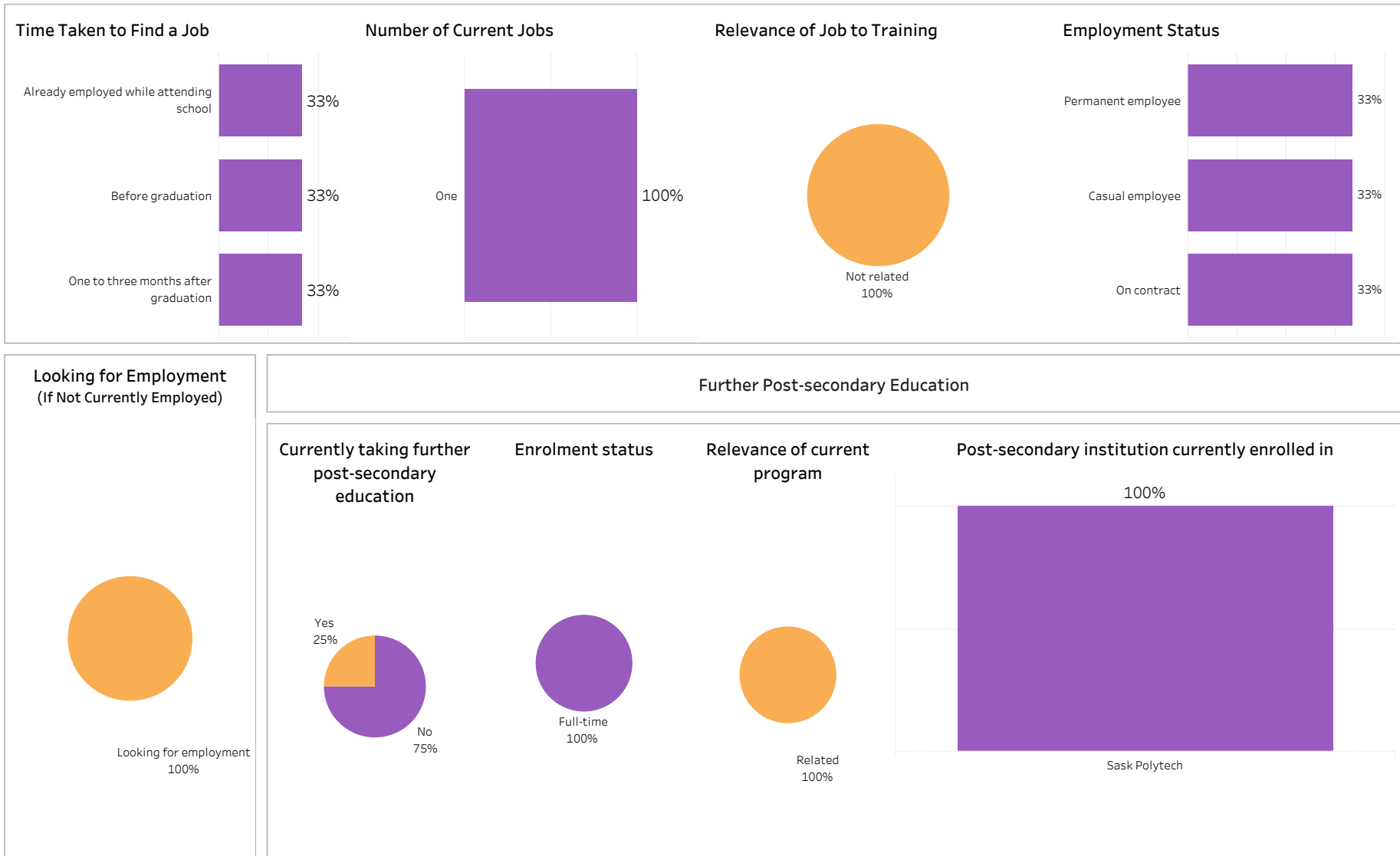
Institutional Research and Analysis (IR&A)



## 2018-19 Graduate Follow-up Survey Summary of Results (2/2)

Campus: **Moose Jaw, Prince Albert, Saskatoon**; School: **Business**; Program: **Business Accountancy**;  
Credential: **CERT, DIPC, PGCERT**; Program Type: **Base**

Number of  
Respondents: 4





## 2018-19 Graduate Follow-up Survey Summary of Results (1/2)

School: **Business**; Program: **Business Management**; Campus: **Moose Jaw**; Credential: **DIP**; Program Type: **Con Ed - Sask Polytech Delivered**

Number of Respondents: 2

Class of Graduates  
2018-19

Base/Con Ed/Brokered  
Con Ed - Sask Polytech D..

School  
Business

Program  
Business Management

Administering Campus  
Moose Jaw

Credential  
DIP

Indigenous  
All

### Overall Employment

Available Workforce	# of Grads Employed	Employment Rate	# of Full-time Employed Grads	Full-time Employment Rate
2	2	100%	2	100%

### Training Related Employment

Available Workforce	# of Grads Employed	Employment Rate	# of Full-time Employed Grads	Full-time Employment Rate
2	1	50%	1	50%

### Location of Employment

Saskatoon	Regina	Moose Jaw	Prince Albert	Elsewhere in SK	Outside Sask
0%	100%	0%	0%	0%	0%

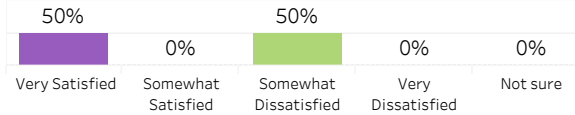
### Average Annual Salary

Overall (\$)	72,000
Full-time Training Related (\$)	

### Salary by Location

	Overall (\$)	Full-time Training Related (\$)
Regina	72,000	

### Overall Satisfaction with Program



### Satisfaction with Sask Polytech

Satisfied with the decision to attend Saskpolytech	Recommend program to others	Recommend Saskpolytech to others
100%	50%	50%

### Satisfaction with Campus Facilities & Services

■ Satisfied
 ■ Dissatisfied
 ■ Not sure

#### Campus facilities



#### Campus activities



#### Instruction delivered



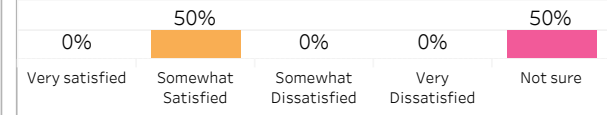
#### Student support services



#### Educational experience

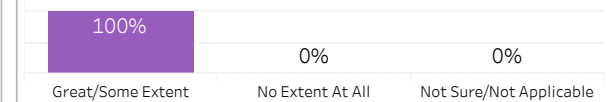


### Relevance of Program to Field of Employment

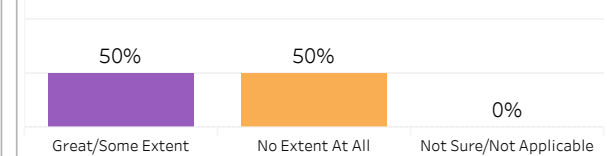


### Program Benefits

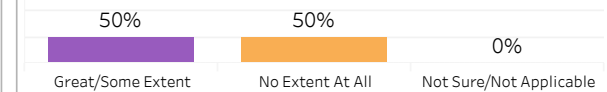
#### Skills and knowledge relevant in the workplace



#### Improved earning potential



#### Improved employment opportunities



### Location of Current Residence

Regina
100%

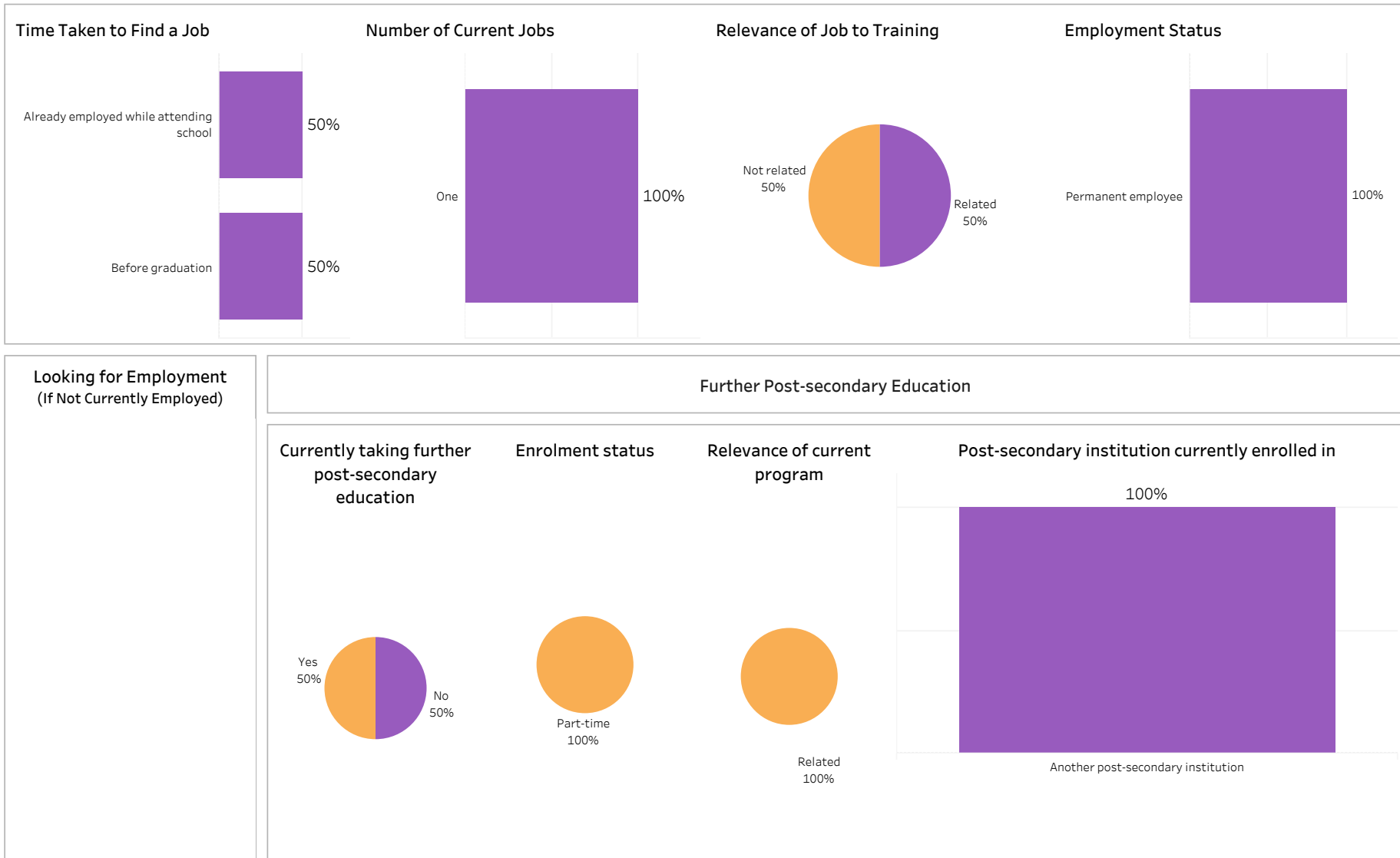
Institutional Research and Analysis (IR&A)



## 2018-19 Graduate Follow-up Survey Summary of Results (2/2)

Campus: **Moose Jaw, Prince Albert, Saskatoon**; School: **Business**; Program: **Business Management**;  
Credential: **CERT, DIP, DIPC**; Program Type: **Con Ed - Sask Polytech Delivered**

Number of  
Respondents: 2



Institutional Research and Analysis (IR&A)



## 2018-19 Graduate Follow-up Survey Summary of Results (1/2)

School: **Business**; Program: **Business Management**; Campus: **Moose Jaw**; Credential: **PGCERT**; Program Type: **Base**

Number of Respondents:  
40

Class of Graduates  
2018-19

Base/Con Ed/Brokered  
Base

School  
Business

Program  
Business Management

Administering Campus  
Moose Jaw

Credential  
PGCERT

Indigenous  
All

### Overall Employment

Available Workforce	# of Grads Employed	Employment Rate	# of Full-time Employed Grads	Full-time Employment Rate
38	38	100%	32	84%

### Training Related Employment

Available Workforce	# of Grads Employed	Employment Rate	# of Full-time Employed Grads	Full-time Employment Rate
38	20	53%	17	45%

### Location of Employment

Saskatoon	Regina	Moose Jaw	Prince Albert	Elsewhere in SK	Outside Sask
6%	17%	33%	0%	28%	17%

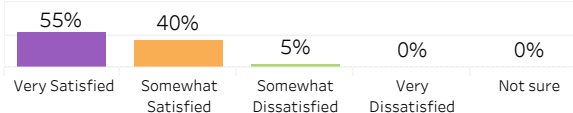
### Average Annual Salary

Overall (\$)	33,760
Full-time Training Related (\$)	28,583

### Salary by Location

	Overall (\$)	Full-time Training Related (\$)
Saskatoon	26,208	26,208
Regina	40,200	38,433
Moose Jaw	27,237	25,179
Elsewhere in SK	26,529	25,307
British Columbia		
Ontario	54,042	28,257
Elsewhere in Canada	30,000	

### Overall Satisfaction with Program



### Satisfaction with Sask Polytech

Satisfied with the decision to attend Saskpolytech	Recommend program to others	Recommend Saskpolytech to others
95%	85%	98%

### Satisfaction with Campus Facilities & Services

■ Satisfied ■ Dissatisfied ■ Not sure

#### Campus facilities



#### Campus activities



#### Instruction delivered



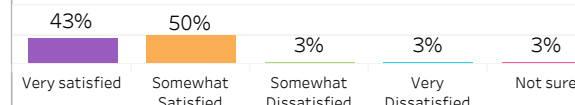
#### Student support services



#### Educational experience




### Relevance of Program to Field of Employment

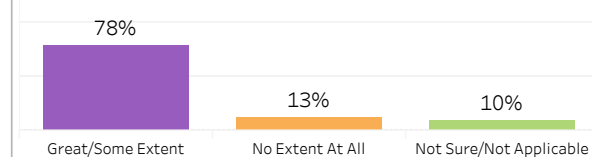


### Program Benefits

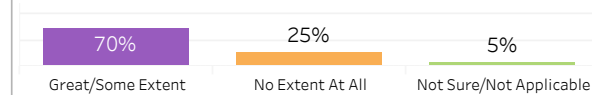
#### Skills and knowledge relevant in the workplace



#### Improved earning potential



#### Improved employment opportunities



### Location of Current Residence

Saskatoon	Regina	Moose Jaw	Elsewhere in SK	Outside Sask
3%	8%	53%	21%	16%

Institutional Research and Analysis (IR&A)





## 2018-19 Graduate Follow-up Survey Summary of Results (2/2)

Campus: **Moose Jaw, Prince Albert, Saskatoon**; School: **Business**; Program: **Business Management**;  
Credential: **CERT, DIPC, PGCERT**; Program Type: **Base**

Number of  
Respondents: 40



Institutional Research and Analysis (IR&A)



## 2018-19 Graduate Follow-up Survey Summary of Results (1/2)

School: **Business**; Program: **Human Resources Management**; Campus: **Moose Jaw**; Credential: **CERT**;  
Program Type: **Con Ed - Sask Polytech Delivered**

Number of Respondents:  
10

Class of Graduates  
2018-19

Base/Con Ed/Brokered  
Con Ed - Sask Polytech D..

School  
Business

Program  
Human Resources Mana..

Administering Campus  
Moose Jaw

Credential  
CERT

Indigenous  
All

### Overall Employment

Available Workforce	# of Grads Employed	Employment Rate	# of Full-time Employed Grads	Full-time Employment Rate
10	10	100%	9	90%

### Training Related Employment

Available Workforce	# of Grads Employed	Employment Rate	# of Full-time Employed Grads	Full-time Employment Rate
10	6	60%	6	60%

### Location of Employment

Saskatoon	Regina	Moose Jaw	Prince Albert	Elsewhere in SK	Outside Sask
60%	30%	0%	0%	0%	10%

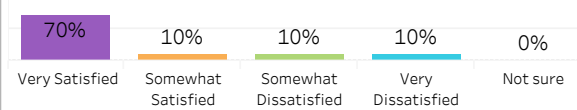
### Average Annual Salary

Overall (\$)	67,488
Full-time Training Related (\$)	73,460

### Salary by Location

	Overall (\$)	Full-time Training Related (\$)
Saskatoon	67,627	70,152
Regina	62,708	90,000
Elsewhere in Canada	81,000	

### Overall Satisfaction with Program



### Satisfaction with Sask Polytech

Satisfied with the decision to attend Saskpolytech	Recommend program to others	Recommend Saskpolytech to others
80%	80%	80%

### Satisfaction with Campus Facilities & Services

■ Satisfied ■ Dissatisfied ■ Not sure

#### Campus facilities



#### Campus activities



#### Instruction delivered



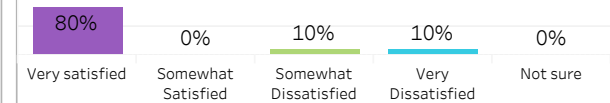
#### Student support services



#### Educational experience

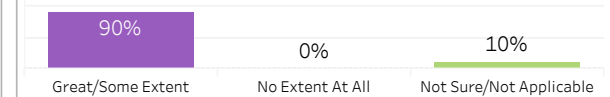


### Relevance of Program to Field of Employment

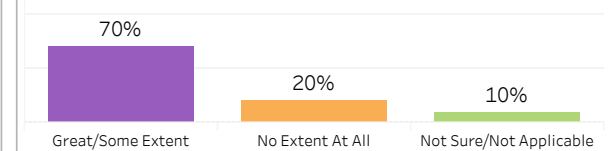


### Program Benefits

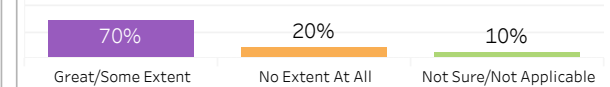
#### Skills and knowledge relevant in the workplace



#### Improved earning potential



#### Improved employment opportunities



### Location of Current Residence

Saskatoon	Regina	Elsewhere in SK	Outside Sask
50%	30%	10%	10%

Institutional Research and Analysis (IR&A)



## 2018-19 Graduate Follow-up Survey Summary of Results (2/2)

Campus: **Moose Jaw, Prince Albert, Saskatoon**; School: **Business**; Program: **Human Resources Management**; Credential: **CERT, DIP, DIPC and 1 more**; Program Type: **Con Ed - Sask Polytech Delivered**

Number of  
Respondents: 10



Institutional Research and Analysis (IR&A)



## 2018-19 Graduate Follow-up Survey Summary of Results (1/2)

School: **Business**; Program: **Office Administration**; Campus: **Moose Jaw**; Credential: **CERT**; Program Type: **Base**

Number of Respondents: 1

Class of Graduates  
2018-19

Base/Con Ed/Brokered  
Base

School  
Business

Program  
Office Administration

Administering Campus  
Moose Jaw

Credential  
CERT

Indigenous  
All

### Overall Employment

Available Workforce	# of Grads Employed	Employment Rate	# of Full-time Employed Grads	Full-time Employment Rate
1	1	100%	1	100%

### Training Related Employment

Available Workforce	# of Grads Employed	Employment Rate	# of Full-time Employed Grads	Full-time Employment Rate
1	1	100%	1	100%

### Location of Employment

Saskatoon	Regina	Moose Jaw	Prince Albert	Elsewhere in SK	Outside Sask
0%	100%	0%	0%	0%	0%

### Average Annual Salary

Overall (\$)	35,000
Full-time Training Related (\$)	35,000

### Salary by Location

	Overall (\$)	Full-time Training Related (\$)
Regina	35,000	35,000

### Overall Satisfaction with Program

0%	100%	0%	0%	0%
Very Satisfied	Somewhat Satisfied	Somewhat Dissatisfied	Very Dissatisfied	Not sure

### Satisfaction with Sask Polytech

Satisfied with the decision to attend Saskpolytech	Recommend program to others	Recommend Saskpolytech to others
100%	100%	100%

### Satisfaction with Campus Facilities & Services

■ Satisfied ■ Dissatisfied ■ Not sure

#### Campus facilities



#### Campus activities



#### Instruction delivered



#### Student support services



#### Educational experience

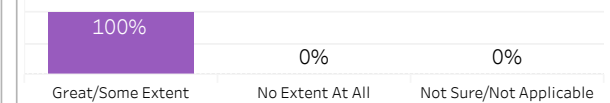


### Relevance of Program to Field of Employment

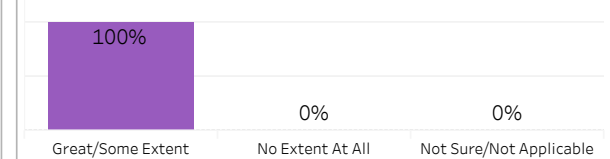
0%	100%	0%	0%	0%
Very satisfied	Somewhat Satisfied	Somewhat Dissatisfied	Very Dissatisfied	Not sure

### Program Benefits

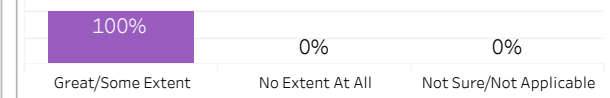
#### Skills and knowledge relevant in the workplace



#### Improved earning potential



#### Improved employment opportunities



### Location of Current Residence

Regina
100%

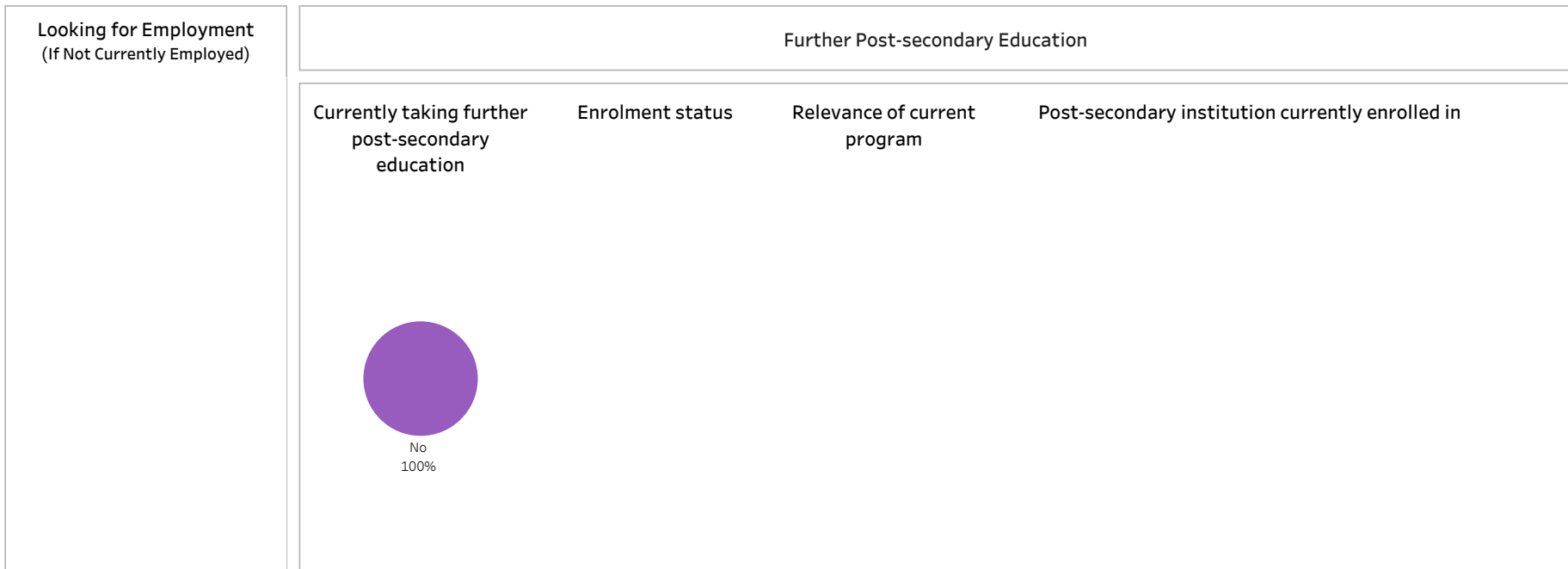
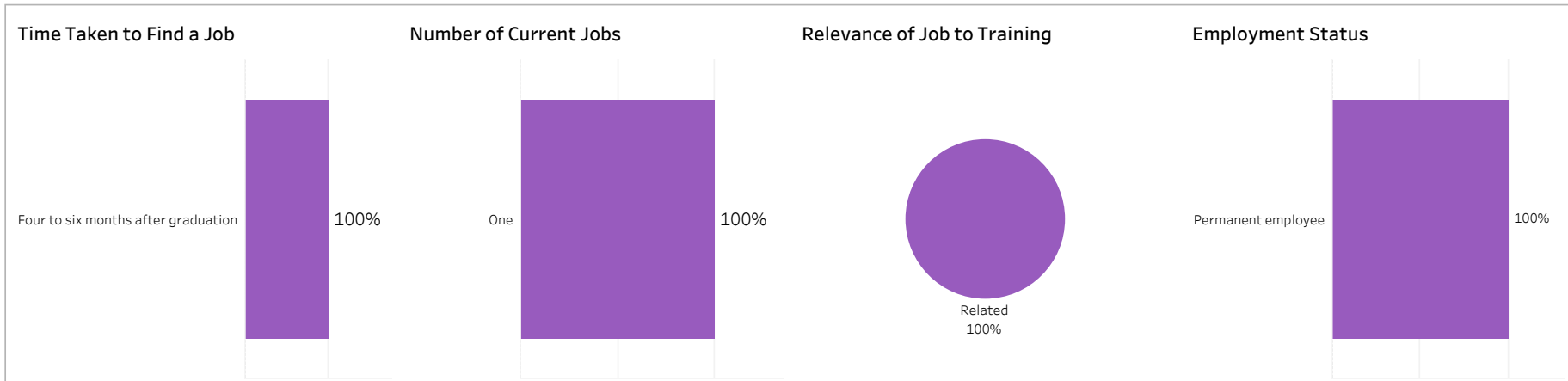
Institutional Research and Analysis (IR&A)



## 2018-19 Graduate Follow-up Survey Summary of Results (2/2)

Campus: **Moose Jaw & Saskatoon**; School: **Business**; Program: **Office Administration**; Credential: **CERT, DIP, DIPC and 1 more**; Program Type: **Base**

Number of  
Respondents: 1





## 2018-19 Graduate Follow-up Survey Summary of Results (1/2)

School: **Business**; Program: **Office Administration**; Campus: **Moose Jaw**; Credential: **CERT**; Program Type: **Con Ed - Sask Polytech Delivered**

Number of Respondents: 1

Class of Graduates  
2018-19

Base/Con Ed/Brokered  
Con Ed - Sask Polytech D..

School  
Business

Program  
Office Administration

Administering Campus  
Moose Jaw

Credential  
CERT

Indigenous  
All

### Overall Employment

Available Workforce	# of Grads Employed	Employment Rate	# of Full-time Employed Grads	Full-time Employment Rate
1	1	100%	1	100%

### Training Related Employment

Available Workforce	# of Grads Employed	Employment Rate	# of Full-time Employed Grads	Full-time Employment Rate
1	0	0%		

### Location of Employment

Saskatoon	Regina	Moose Jaw	Prince Albert	Elsewhere in SK	Outside Sask
0%	0%	0%	0%	100%	0%

### Average Annual Salary

Overall (\$)	Full-time Training Related (\$)

### Salary by Location

Overall (\$)	Full-time Training Related (\$)
Elsewhere in SK	

### Overall Satisfaction with Program

0%	100%	0%	0%	0%
Very Satisfied	Somewhat Satisfied	Somewhat Dissatisfied	Very Dissatisfied	Not sure

### Satisfaction with Sask Polytech

Satisfied with the decision to attend Saskpolytech	Recommend program to others	Recommend Saskpolytech to others
100%	0%	100%

### Satisfaction with Campus Facilities & Services

■ Satisfied ■ Dissatisfied ■ Not sure

#### Campus facilities



#### Campus activities



#### Instruction delivered



#### Student support services



#### Educational experience



### Relevance of Program to Field of Employment

0%	0%	0%	100%	0%
Very satisfied	Somewhat Satisfied	Somewhat Dissatisfied	Very Dissatisfied	Not sure

### Program Benefits

#### Skills and knowledge relevant in the workplace

0%	100%	0%
Great/Some Extent	No Extent At All	Not Sure/Not Applicable

#### Improved earning potential

0%	100%	0%
Great/Some Extent	No Extent At All	Not Sure/Not Applicable

#### Improved employment opportunities

0%	100%	0%
Great/Some Extent	No Extent At All	Not Sure/Not Applicable

### Location of Current Residence

Elsewhere in SK
100%

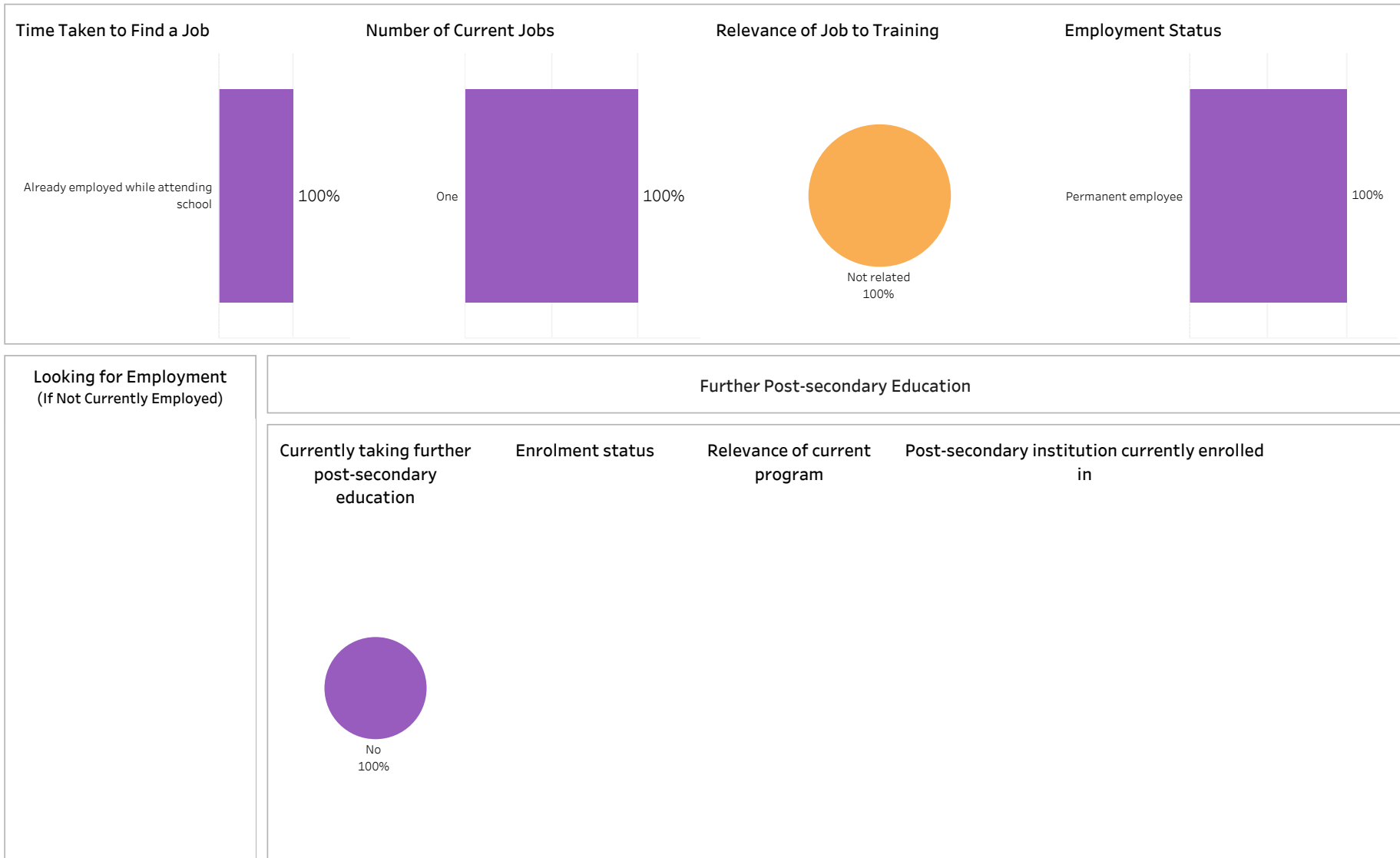
Institutional Research and Analysis (IR&A)



## 2018-19 Graduate Follow-up Survey Summary of Results (2/2)

Campus: **Moose Jaw & Saskatoon**; School: **Business**; Program: **Office Administration**; Credential: **CERT, DIP, DIPC and 1 more**; Program Type: **Con Ed - Sask Polytech Delivered**

Number of  
Respondents: 1





## 2018-19 Graduate Follow-up Survey Summary of Results (1/2)

School: **Business**; Program: **Office Administration**; Campus: **Prince Albert**; Credential: **CERT**; Program Type: **Base**

Number of Respondents:  
18

Class of Graduates  
2018-19

Base/Con Ed/Brokered  
Base

School  
Business

Program  
Office Administration

Administering Campus  
Prince Albert

Credential  
CERT

Indigenous  
All

### Overall Employment

Available Workforce	# of Grads Employed	Employment Rate	# of Full-time Employed Grads	Full-time Employment Rate
18	17	94%	16	89%

### Training Related Employment

Available Workforce	# of Grads Employed	Employment Rate	# of Full-time Employed Grads	Full-time Employment Rate
18	11	61%	10	56%

### Location of Employment

Saskatoon	Regina	Moose Jaw	Prince Albert	Elsewhere in SK	Outside Sask
6%	0%	0%	88%	0%	6%

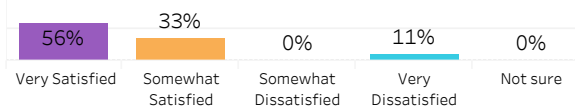
### Average Annual Salary

Overall (\$)	36,455
Full-time Training Related (\$)	37,373.1

### Salary by Location

	Overall (\$)	Full-time Training Related (\$)
Saskatoon	36,400	36,400
Prince Albert	34,497	37,495
Ontario	60,000	

### Overall Satisfaction with Program



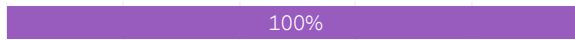
### Satisfaction with Sask Polytech

Satisfied with the decision to attend Saskpolytech	Recommend program to others	Recommend Saskpolytech to others
89%	94%	89%

### Satisfaction with Campus Facilities & Services

■ Satisfied ■ Dissatisfied ■ Not sure

#### Campus facilities



#### Campus activities



#### Instruction delivered



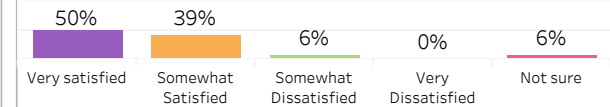
#### Student support services



#### Educational experience

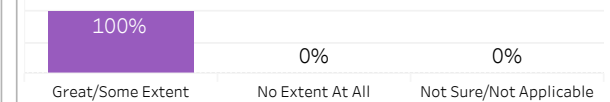


### Relevance of Program to Field of Employment

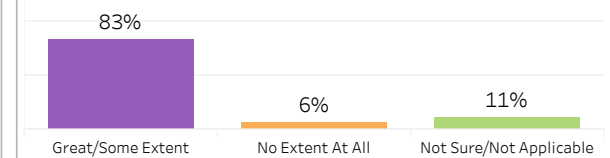


### Program Benefits

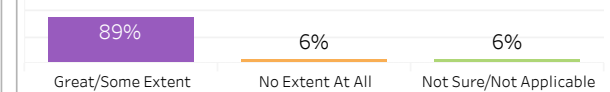
#### Skills and knowledge relevant in the workplace



#### Improved earning potential



#### Improved employment opportunities



### Location of Current Residence

Saskatoon	Prince Albert	Elsewhere in SK
11%	83%	6%

Institutional Research and Analysis (IR&A)



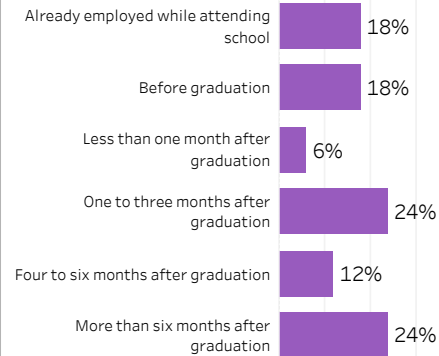


## 2018-19 Graduate Follow-up Survey Summary of Results (2/2)

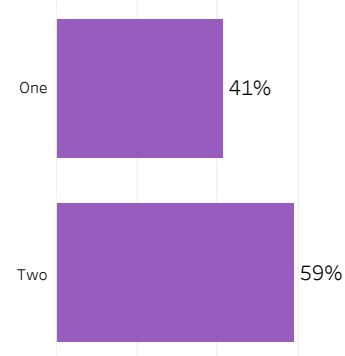
Campus: **Prince Albert & Saskatoon**; School: **Business**; Program: **Office Administration**; Credential: **CERT, DIP, DIPC and 1 more**; Program Type: **Base**

Number of  
Respondents: 18

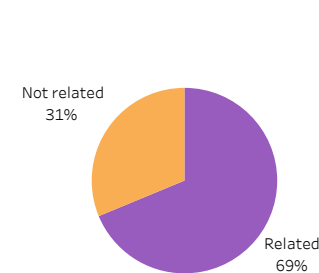
### Time Taken to Find a Job



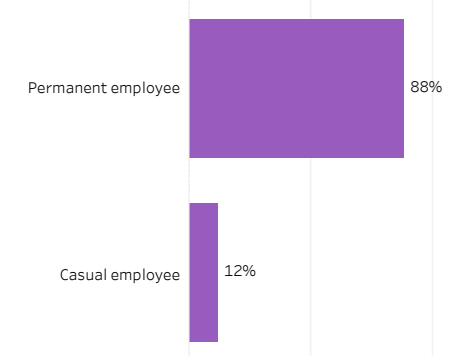
### Number of Current Jobs



### Relevance of Job to Training



### Employment Status

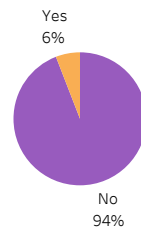


### Looking for Employment (If Not Currently Employed)



### Further Post-secondary Education

#### Currently taking further post-secondary education



#### Enrolment status



#### Relevance of current program



#### Post-secondary institution currently enrolled in





## 2018-19 Graduate Follow-up Survey Summary of Results (1/2)

School: **Business**; Program: **Office Administration**; Campus: **Prince Albert**; Credential: **CERT**; Program Type: **Con Ed - Brokered**

Number of Respondents:  
12

Class of Graduates  
2018-19

Base/Con Ed/Brokered  
Con Ed - Brokered

School  
Business

Program  
Office Administration

Administering Campus  
Prince Albert

Credential  
CERT

Indigenous  
All

### Overall Employment

Available Workforce	# of Grads Employed	Employment Rate	# of Full-time Employed Grads	Full-time Employment Rate
12	12	100%	11	92%

### Training Related Employment

Available Workforce	# of Grads Employed	Employment Rate	# of Full-time Employed Grads	Full-time Employment Rate
12	11	92%	10	83%

### Location of Employment

Saskatoon	Regina	Moose Jaw	Prince Albert	Elsewhere in SK	Outside Sask
0%	0%	0%	0%	100%	0%

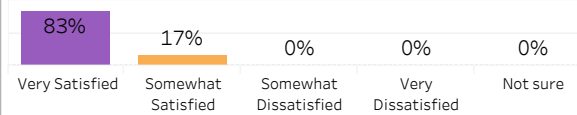
### Average Annual Salary

Overall (\$)	34,872
Full-time Training Related (\$)	36,085

### Salary by Location

	Overall (\$)	Full-time Training Related (\$)
Elsewhere in SK	34,872	36,085

### Overall Satisfaction with Program



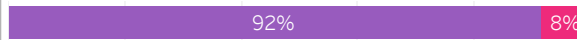
### Satisfaction with Sask Polytech

Satisfied with the decision to attend Saskpolytech	Recommend program to others	Recommend Saskpolytech to others
100%	100%	100%

### Satisfaction with Campus Facilities & Services

■ Satisfied ■ Dissatisfied ■ Not sure

#### Campus facilities




#### Campus activities



#### Instruction delivered



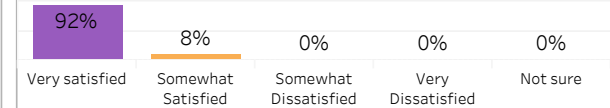
#### Student support services



#### Educational experience

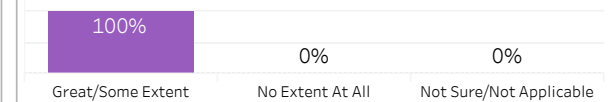


### Relevance of Program to Field of Employment

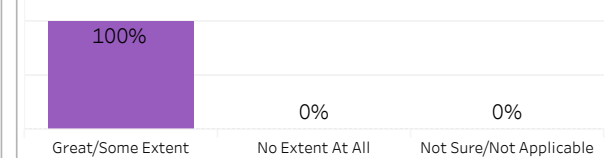


### Program Benefits

#### Skills and knowledge relevant in the workplace



#### Improved earning potential



#### Improved employment opportunities



### Location of Current Residence

Elsewhere in SK
100%

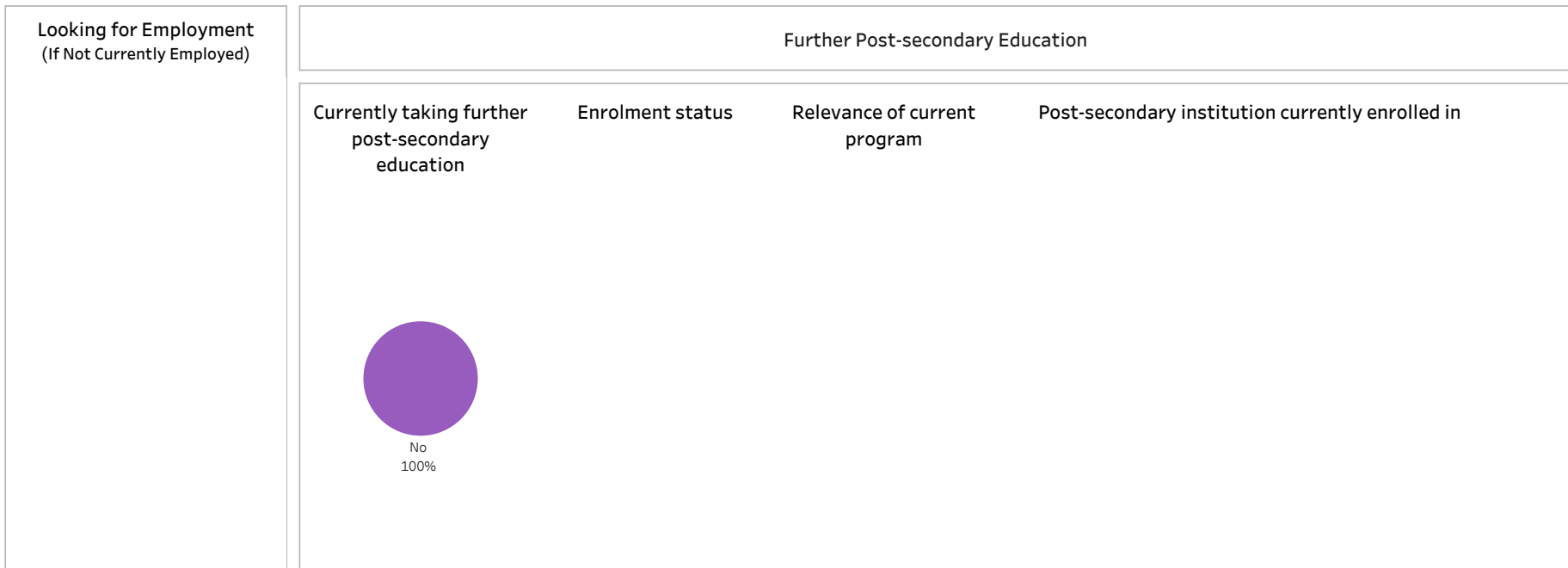
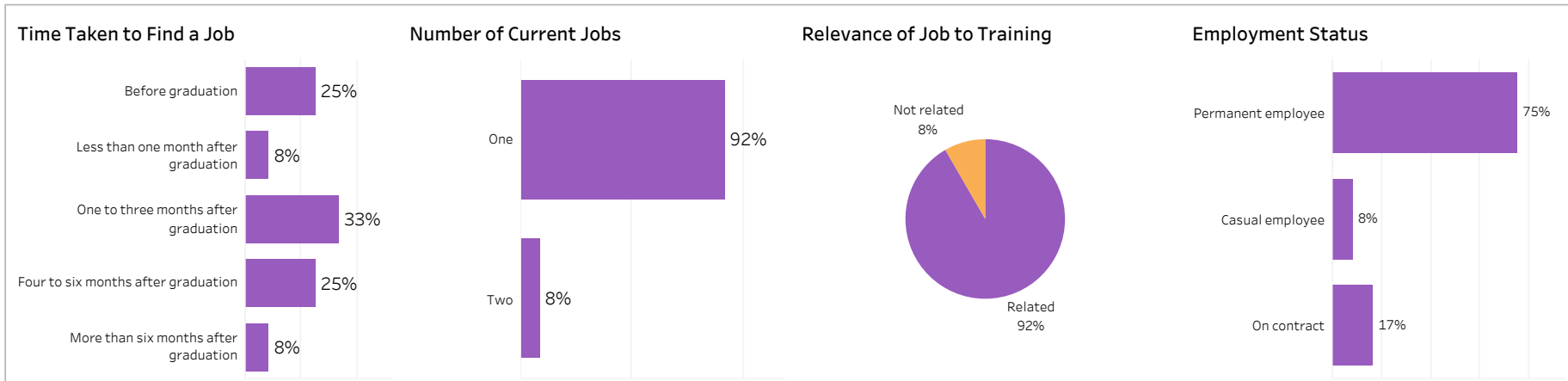
Institutional Research and Analysis (IR&A)



## 2018-19 Graduate Follow-up Survey Summary of Results (2/2)

Campus: **Prince Albert & Saskatoon**; School: **Business**; Program: **Office Administration**; Credential: **CERT, DIP, DIPC and 1 more**; Program Type: **Con Ed - Brokered**

Number of  
Respondents: 12





## 2018-19 Graduate Follow-up Survey Summary of Results (1/2)

School: **Business**; Program: **Office Administration**; Campus: **Regina**; Credential: **CERT**; Program Type: **Base**

Number of Respondents:  
36

Class of Graduates  
2018-19

Base/Con Ed/Brokered  
Base

School  
Business

Program  
Office Administration

Administering Campus  
Regina

Credential  
CERT

Indigenous  
All

### Overall Employment

Available Workforce	# of Grads Employed	Employment Rate	# of Full-time Employed Grads	Full-time Employment Rate
33	31	94%	27	82%

### Training Related Employment

Available Workforce	# of Grads Employed	Employment Rate	# of Full-time Employed Grads	Full-time Employment Rate
33	22	67%	22	67%

### Location of Employment

Saskatoon	Regina	Moose Jaw	Prince Albert	Elsewhere in SK	Outside Sask
3%	90%	0%	0%	6%	0%

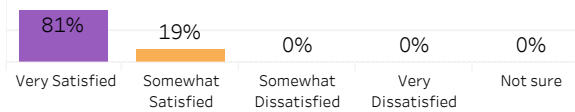
### Average Annual Salary

Overall (\$)	40,391
Full-time Training Related (\$)	43,444

### Salary by Location

	Overall (\$)	Full-time Training Related (\$)
Saskatoon	27,664	
Regina	41,487	43,444
Elsewhere in SK	31,200	

### Overall Satisfaction with Program



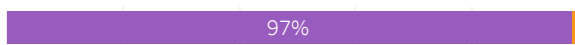
### Satisfaction with Sask Polytech

Satisfied with the decision to attend Saskpolytech	Recommend program to others	Recommend Saskpolytech to others
100%	97%	100%

### Satisfaction with Campus Facilities & Services

■ Satisfied ■ Dissatisfied ■ Not sure

#### Campus facilities



#### Campus activities



#### Instruction delivered



#### Student support services



#### Educational experience

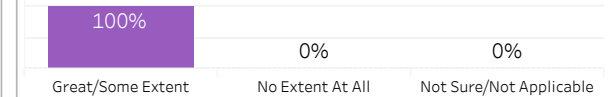


### Relevance of Program to Field of Employment

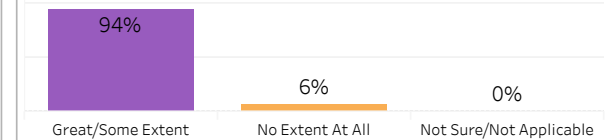


### Program Benefits

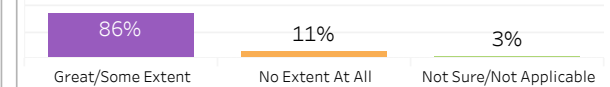
#### Skills and knowledge relevant in the workplace



#### Improved earning potential



#### Improved employment opportunities



### Location of Current Residence

Saskatoon	Regina	Moose Jaw	Elsewhere in SK
3%	83%	3%	11%

Institutional Research and Analysis (IR&A)



## 2018-19 Graduate Follow-up Survey Summary of Results (2/2)

Campus: **Regina & Saskatoon**; School: **Business**; Program: **Office Administration**; Credential: **CERT, DIP, DIPC and 1 more**; Program Type: **Base**

Number of  
Respondents: 36





## 2018-19 Graduate Follow-up Survey Summary of Results (1/2)

School: **Business**; Program: **Office Administration**; Campus: **Regina**; Credential: **CERT**; Program Type: **Con Ed - Sask Polytech Delivered**

Number of Respondents:  
15

Class of Graduates  
2018-19

Base/Con Ed/Brokered  
Con Ed - Sask Polytech D..

School  
Business

Program  
Office Administration

Administering Campus  
Regina

Credential  
CERT

Indigenous  
All

### Overall Employment

Available Workforce	# of Grads Employed	Employment Rate	# of Full-time Employed Grads	Full-time Employment Rate
14	14	100%	10	71%

### Training Related Employment

Available Workforce	# of Grads Employed	Employment Rate	# of Full-time Employed Grads	Full-time Employment Rate
14	13	93%	9	64%

### Location of Employment

Saskatoon	Regina	Moose Jaw	Prince Albert	Elsewhere in SK	Outside Sask
0%	36%	0%	0%	64%	0%

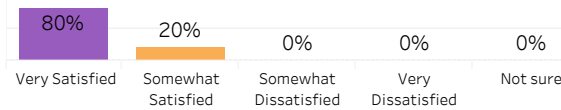
### Average Annual Salary

Overall (\$)	38,521
Full-time Training Related (\$)	46,826

### Salary by Location

	Overall (\$)	Full-time Training Related (\$)
Regina	35,887	43,430
Elsewhere in SK	39,508	48,184

### Overall Satisfaction with Program



### Satisfaction with Sask Polytech

Satisfied with the decision to attend Saskpolytech	Recommend program to others	Recommend Saskpolytech to others
100%	100%	100%

### Satisfaction with Campus Facilities & Services

■ Satisfied
 ■ Dissatisfied
 ■ Not sure

#### Campus facilities



#### Campus activities



#### Instruction delivered



#### Student support services



#### Educational experience

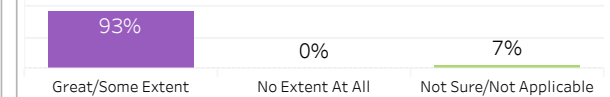


### Relevance of Program to Field of Employment

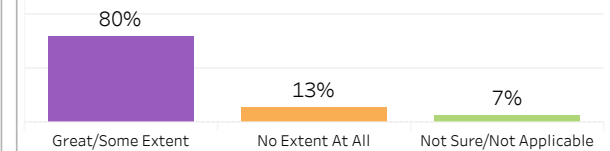


### Program Benefits

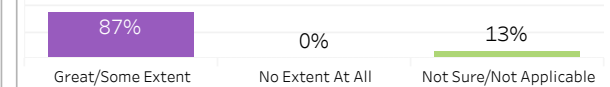
#### Skills and knowledge relevant in the workplace



#### Improved earning potential



#### Improved employment opportunities



### Location of Current Residence

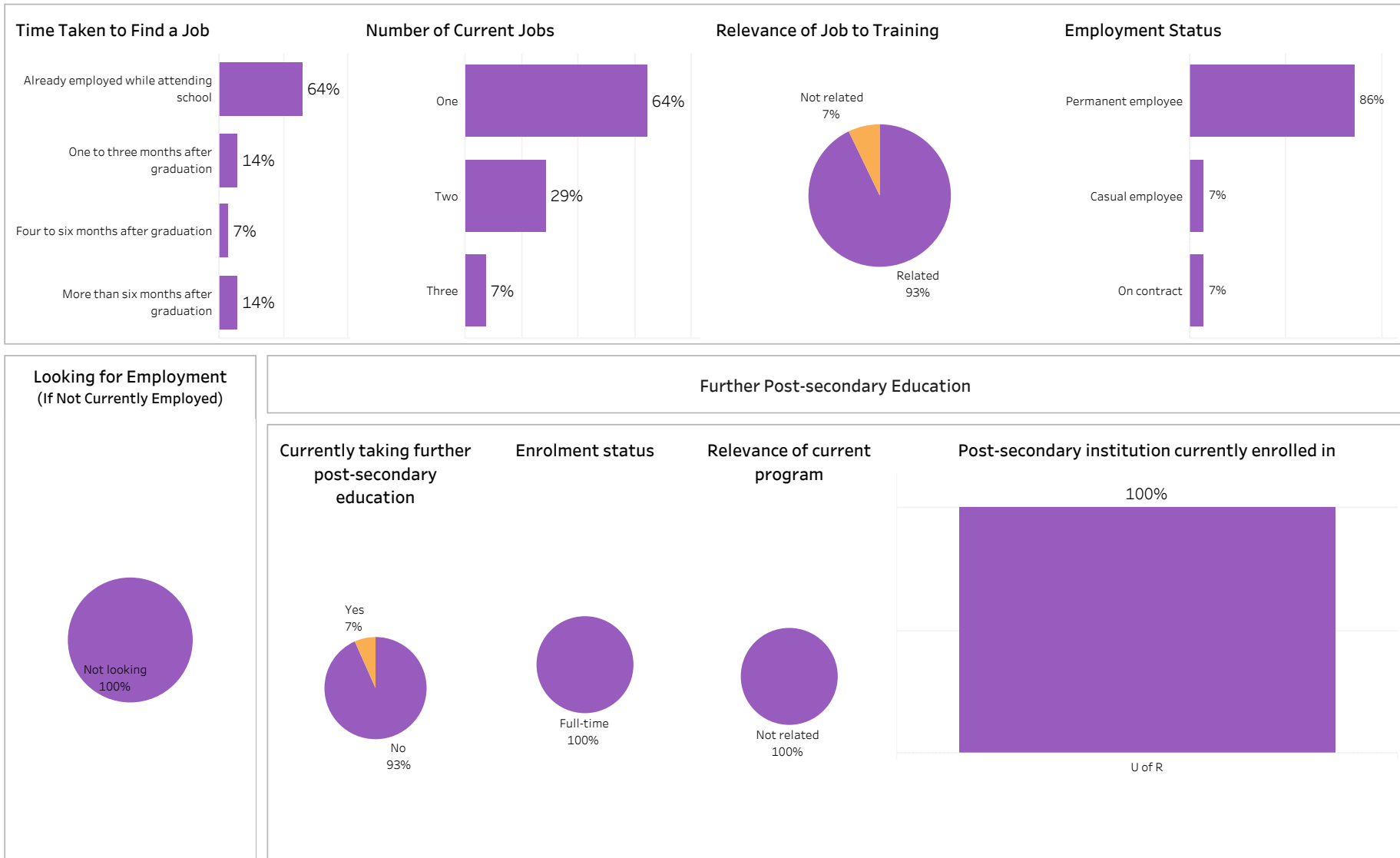
Regina	Elsewhere in SK
40%	60%



## 2018-19 Graduate Follow-up Survey Summary of Results (2/2)

Campus: **Regina & Saskatoon**; School: **Business**; Program: **Office Administration**; Credential: **CERT, DIP, DIPC and 1 more**; Program Type: **Con Ed - Sask Polytech Delivered**

Number of  
Respondents: 15



Institutional Research and Analysis (IR&A)



## 2018-19 Graduate Follow-up Survey Summary of Results (1/2)

School: **Business**; Program: **Office Administration**; Campus: **Regina**; Credential: **CERT**; Program Type: **Con Ed - Brokered**

Number of Respondents:  
14

Class of Graduates  
2018-19

Base/Con Ed/Brokered  
Con Ed - Brokered

School  
Business

Program  
Office Administration

Administering Campus  
Regina

Credential  
CERT

Indigenous  
All

### Overall Employment

Available Workforce	# of Grads Employed	Employment Rate	# of Full-time Employed Grads	Full-time Employment Rate
13	10	77%	10	77%

### Training Related Employment

Available Workforce	# of Grads Employed	Employment Rate	# of Full-time Employed Grads	Full-time Employment Rate
13	8	62%	8	62%

### Location of Employment

Saskatoon	Regina	Moose Jaw	Prince Albert	Elsewhere in SK	Outside Sask
0%	30%	0%	0%	70%	0%

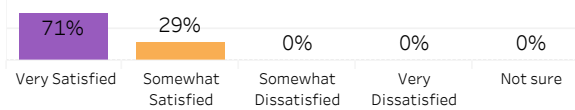
### Average Annual Salary

Overall (\$)	36,668
Full-time Training Related (\$)	39,293

### Salary by Location

	Overall (\$)	Full-time Training Related (\$)
Regina	43,258	43,258
Elsewhere in SK	30,079	33,345

### Overall Satisfaction with Program



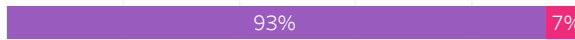
### Satisfaction with Sask Polytech

Satisfied with the decision to attend Saskpolytech	Recommend program to others	Recommend Saskpolytech to others
100%	100%	100%

### Satisfaction with Campus Facilities & Services

■ Satisfied ■ Dissatisfied ■ Not sure

#### Campus facilities



#### Campus activities



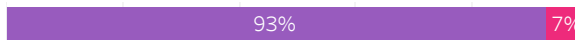
#### Instruction delivered



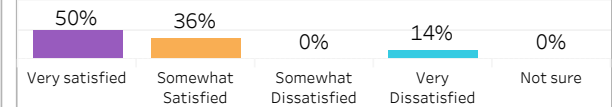
#### Student support services



#### Educational experience

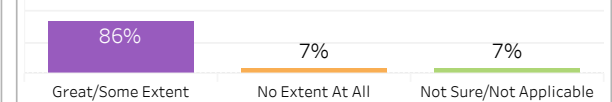


### Relevance of Program to Field of Employment

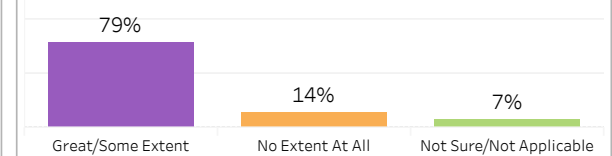


### Program Benefits

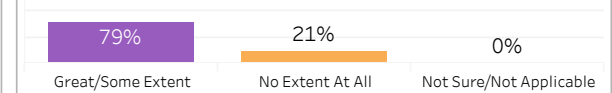
#### Skills and knowledge relevant in the workplace



#### Improved earning potential



#### Improved employment opportunities



### Location of Current Residence

Regina	Elsewhere in SK	Outside Sask
29%	64%	7%

Institutional Research and Analysis (IR&A)



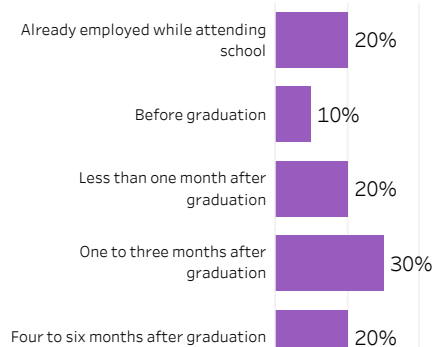


## 2018-19 Graduate Follow-up Survey Summary of Results (2/2)

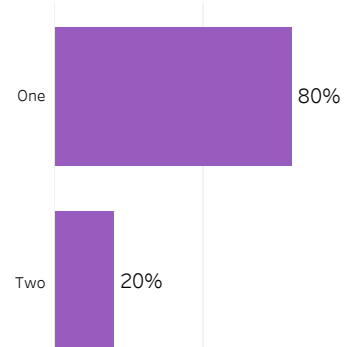
Campus: **Regina & Saskatoon**; School: **Business**; Program: **Office Administration**; Credential: **CERT, DIP, DIPC and 1 more**; Program Type: **Con Ed - Brokered**

Number of  
Respondents: 14

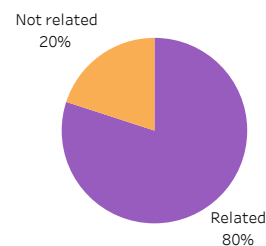
### Time Taken to Find a Job



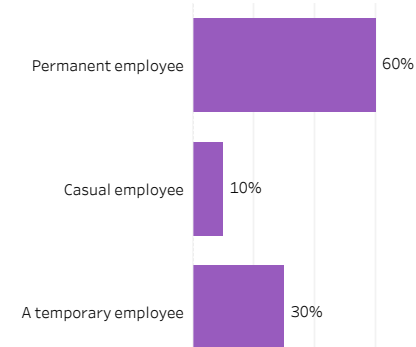
### Number of Current Jobs



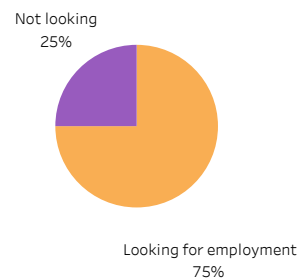
### Relevance of Job to Training



### Employment Status

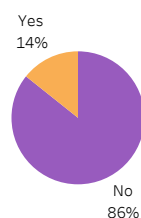


### Looking for Employment (If Not Currently Employed)

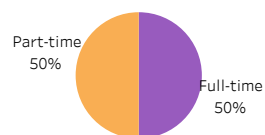


### Further Post-secondary Education

#### Currently taking further post-secondary education



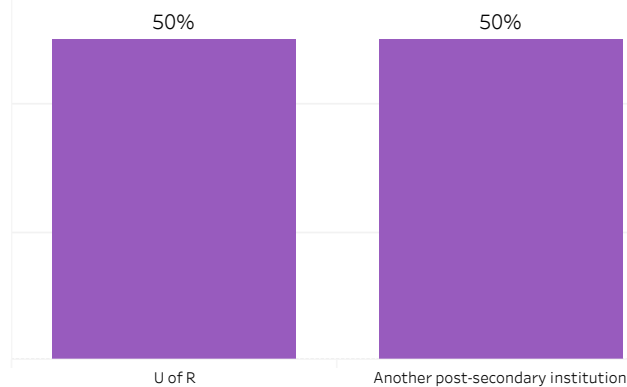
#### Enrolment status



#### Relevance of current program



#### Post-secondary institution currently enrolled in



# Joseph A. Remai School of Construction



## 2018-19 Graduate Follow-up Survey Summary of Results (1/2)

School: **Construction**; Program: **All**; Campus: **All**; Credential: **All**; Program Type: **Base, Con Ed - Brokered, Con Ed - Sask Polytech Delivered**

Number of Respondents:  
159

Class of Graduates  
2018-19

Base/Con Ed/Brokered  
All

School  
Construction

Program  
All

Administering Campus  
All

Credential  
All

Indigenous  
All

### Overall Employment

Available Workforce	# of Grads Employed	Employment Rate	# of Full-time Employed Grads	Full-time Employment Rate
140	115	82%	112	80%

### Training Related Employment

Available Workforce	# of Grads Employed	Employment Rate	# of Full-time Employed Grads	Full-time Employment Rate
140	85	61%	85	61%

### Location of Employment

Saskatoon	Regina	Moose Jaw	Prince Albert	Elsewhere in SK	Outside Sask
31%	18%	4%	3%	36%	7%

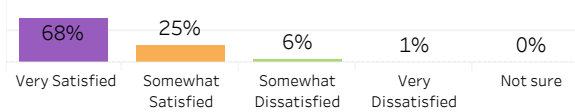
### Average Annual Salary

Overall (\$)	48,793
Full-time Training Related (\$)	49,462.4

### Salary by Location

	Overall (\$)	Full-time Training Related (\$)
Saskatoon	54,655	58,615
Regina	38,311	41,367
Moose Jaw	39,150	37,467
Prince Albert	75,000	
Elsewhere in SK	44,872	43,413
Alberta	79,530	58,080
British Columbia	48,750	48,750
Outside of Canada	50,310	50,310

### Overall Satisfaction with Program



### Satisfaction with Sask Polytech

Satisfied with the decision to attend Saskpolytech	Recommend program to others	Recommend Saskpolytech to others
93%	90%	96%

### Satisfaction with Campus Facilities & Services

■ Satisfied ■ Dissatisfied ■ Not sure

#### Campus facilities



#### Campus activities



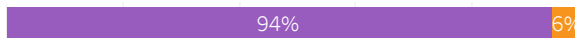
#### Instruction delivered



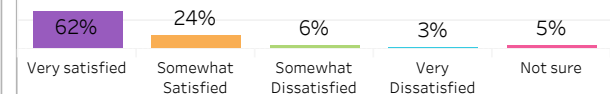
#### Student support services



#### Educational experience

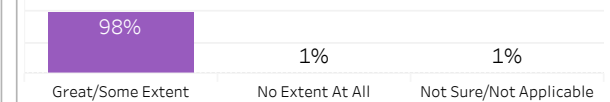


### Relevance of Program to Field of Employment

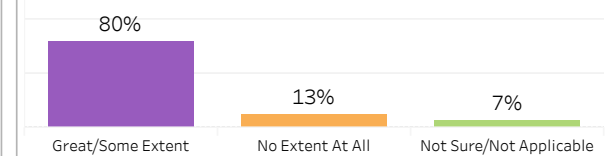


### Program Benefits

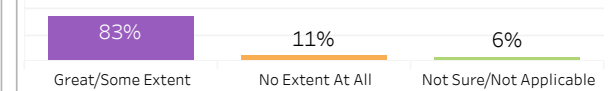
#### Skills and knowledge relevant in the workplace



#### Improved earning potential



#### Improved employment opportunities



### Location of Current Residence

Saskatoon	Regina	Moose Jaw	Prince Albert	Elsewhere in SK	Outside Sask
31%	19%	5%	4%	38%	3%

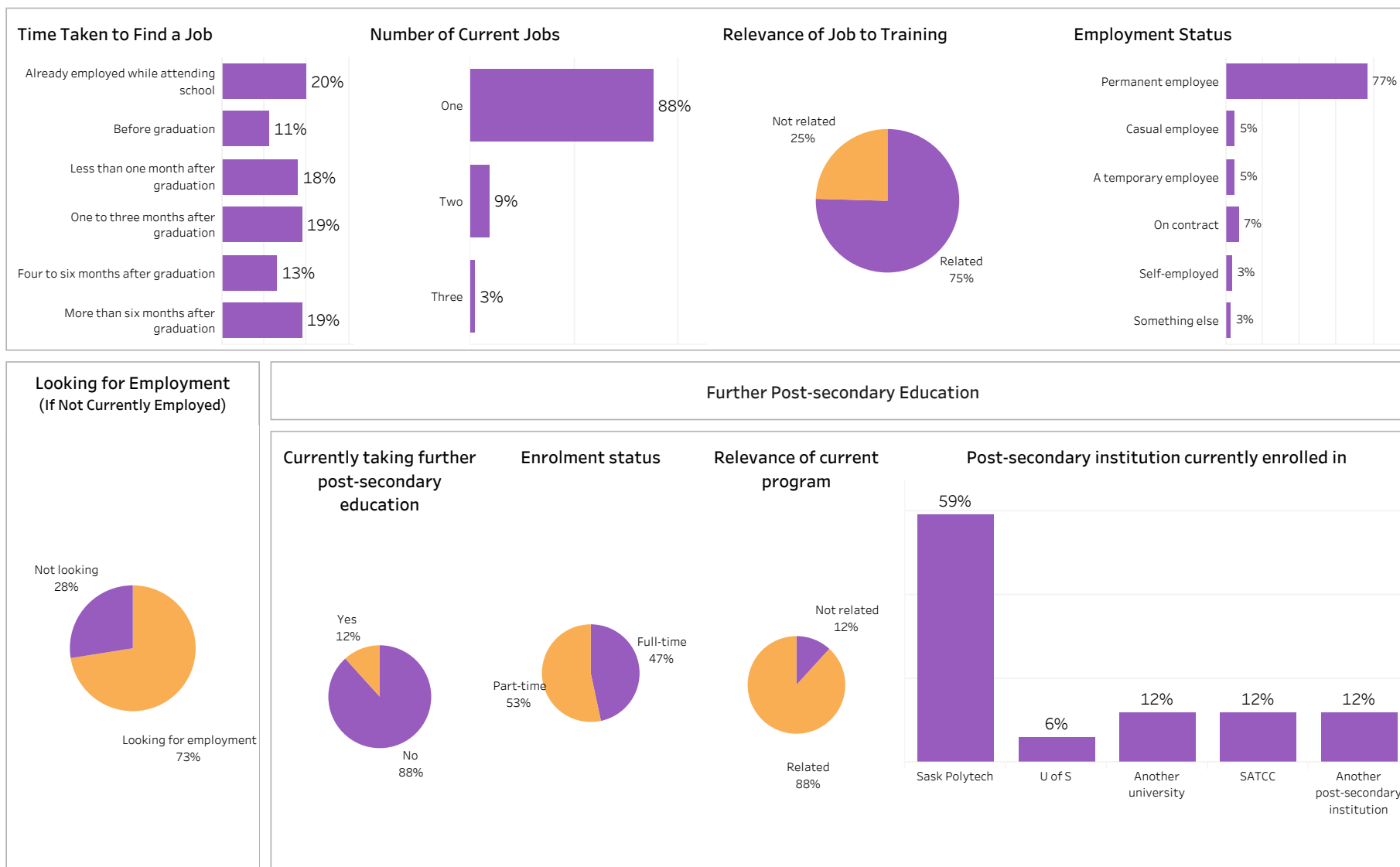
Institutional Research and Analysis (IR&A)



## 2018-19 Graduate Follow-up Survey Summary of Results (2/2)

Campus: **All**; School: **Construction**; Program: **All**; Credential: **All**; Program Type: **Base, Con Ed - Brokered, Con Ed - Sask Polytech Delivered**

Number of  
Respondents: 159



Institutional Research and Analysis (IR&A)



# 2018-19 Graduate Follow-up Survey

## Summary of Results (1/2)

School: **Construction**; Program: **All**; Campus: **All**; Credential: **All**; Program Type: **Base**

Number of Respondents:  
50

Class of Graduates  
2018-19

Base/Con Ed/Brokered  
Base

School  
Construction

Program  
All

Administering Campus  
All

Credential  
All

Indigenous  
All

### Overall Employment

Available Workforce	# of Grads Employed	Employment Rate	# of Full-time Employed Grads	Full-time Employment Rate
45	42	93%	41	91%

### Training Related Employment

Available Workforce	# of Grads Employed	Employment Rate	# of Full-time Employed Grads	Full-time Employment Rate
45	33	73%	33	73%

### Location of Employment

Saskatoon	Regina	Moose Jaw	Prince Albert	Elsewhere in SK	Outside Sask
29%	24%	7%	7%	26%	7%

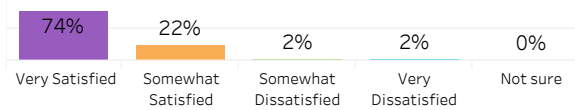
### Average Annual Salary

Overall (\$)	50,481
Full-time Training Related (\$)	49,295

### Salary by Location

	Overall (\$)	Full-time Training Related (\$)
Saskatoon	49,400	55,515
Regina	44,094	47,568
Moose Jaw	41,800	40,600
Prince Albert	75,000	
Elsewhere in SK	59,690	43,628
Alberta	58,080	56,160
British Columbia	48,750	48,750

### Overall Satisfaction with Program



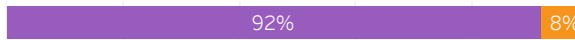
### Satisfaction with Sask Polytech

Satisfied with the decision to attend Saskpolytech	Recommend program to others	Recommend Saskpolytech to others
96%	94%	98%

### Satisfaction with Campus Facilities & Services

■ Satisfied ■ Dissatisfied ■ Not sure

#### Campus facilities



#### Campus activities



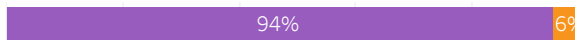
#### Instruction delivered



#### Student support services



#### Educational experience

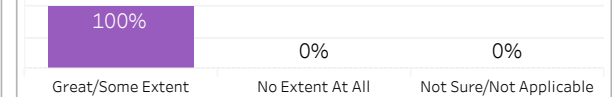


### Relevance of Program to Field of Employment

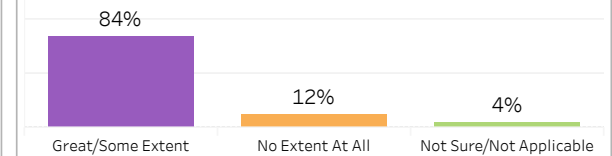


### Program Benefits

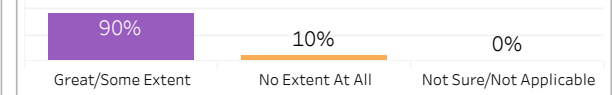
#### Skills and knowledge relevant in the workplace



#### Improved earning potential



#### Improved employment opportunities



### Location of Current Residence

Saskatoon	Regina	Moose Jaw	Prince Albert	Elsewhere in SK	Outside Sask
32%	22%	10%	8%	22%	6%

Institutional Research and Analysis (IR&A)



## 2018-19 Graduate Follow-up Survey Summary of Results (2/2)

Campus: **All**; School: **Construction**; Program: **All**; Credential: **All**; Program Type: **Base**

Number of  
Respondents: 50



Institutional Research and Analysis (IR&A)



## 2018-19 Graduate Follow-up Survey Summary of Results (1/2)

School: **Construction**; Program: **All**; Campus: **All**; Credential: **All**; Program Type: **Con Ed - Sask Polytech Delivered**

Number of Respondents:  
63

Class of Graduates  
2018-19

Base/Con Ed/Brokered  
Con Ed - Sask Polytech D..

School  
Construction

Program  
All

Administering Campus  
All

Credential  
All

Indigenous  
All

### Overall Employment

Available Workforce	# of Grads Employed	Employment Rate	# of Full-time Employed Grads	Full-time Employment Rate
54	41	76%	41	76%

### Training Related Employment

Available Workforce	# of Grads Employed	Employment Rate	# of Full-time Employed Grads	Full-time Employment Rate
54	32	59%	32	59%

### Location of Employment

Saskatoon	Regina	Moose Jaw	Prince Albert	Elsewhere in SK	Outside Sask
50%	21%	5%	0%	21%	2%

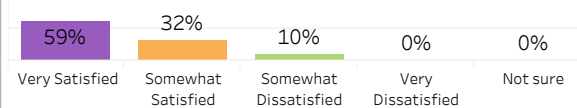
### Average Annual Salary

Overall (\$)	50,010
Full-time Training Related (\$)	52,187

### Salary by Location

	Overall (\$)	Full-time Training Related (\$)
Saskatoon	59,310	61,416
Regina	31,891	34,606
Moose Jaw	31,200	31,200
Elsewhere in SK	48,231	45,870
British Columbia		

### Overall Satisfaction with Program



### Satisfaction with Sask Polytech

Satisfied with the decision to attend Saskpolytech	Recommend program to others	Recommend Saskpolytech to others
89%	85%	95%

### Satisfaction with Campus Facilities & Services

■ Satisfied ■ Dissatisfied ■ Not sure

#### Campus facilities



#### Campus activities




#### Instruction delivered



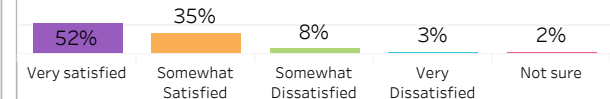
#### Student support services



#### Educational experience

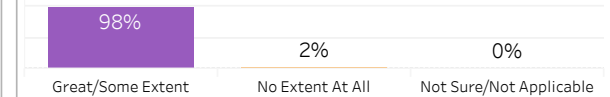


### Relevance of Program to Field of Employment

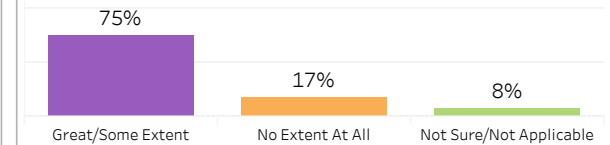


### Program Benefits

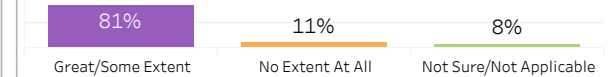
#### Skills and knowledge relevant in the workplace



#### Improved earning potential



#### Improved employment opportunities



### Location of Current Residence

Saskatoon	Regina	Moose Jaw	Prince Albert	Elsewhere in SK
48%	29%	5%	2%	17%

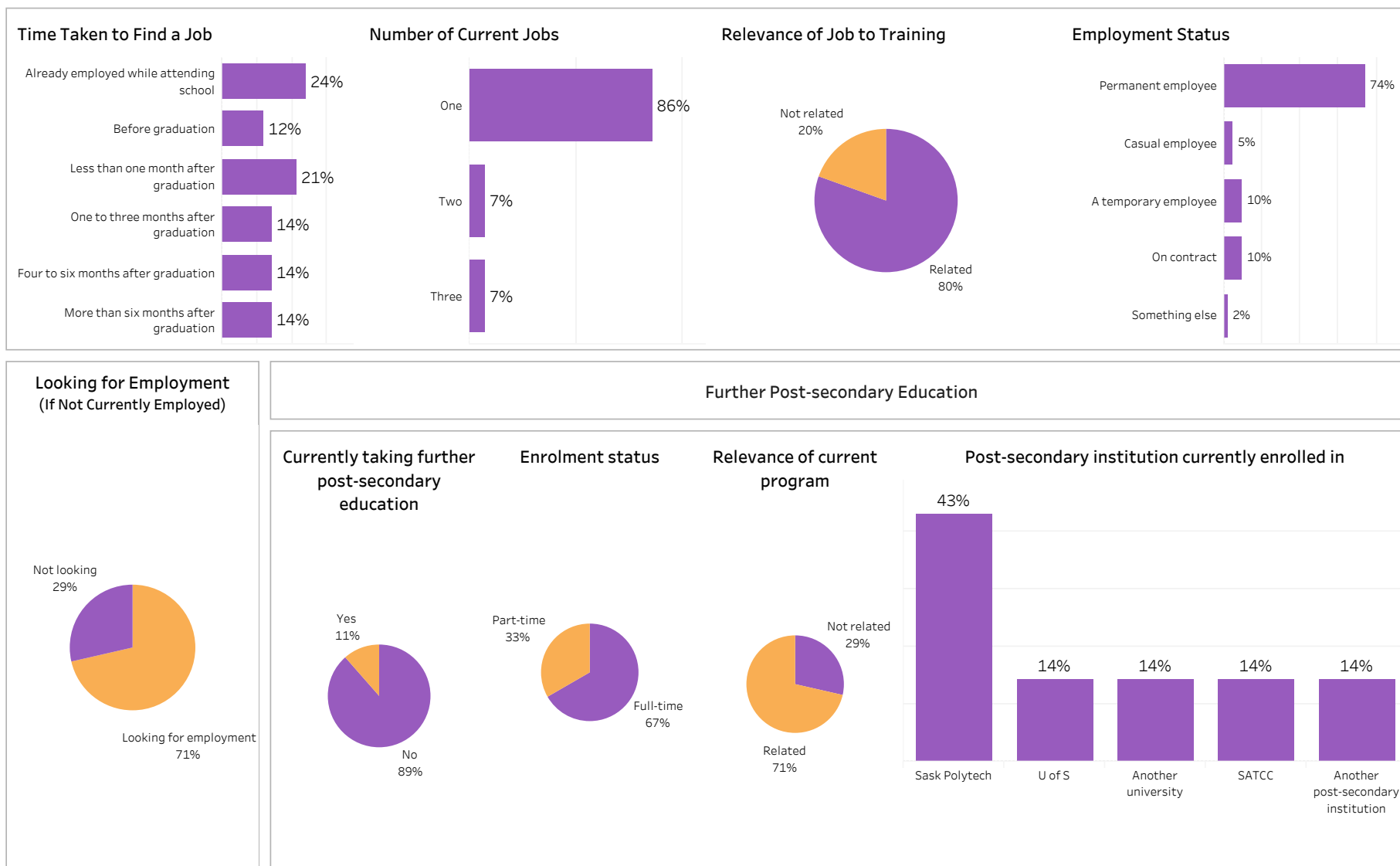
Institutional Research and Analysis (IR&A)



## 2018-19 Graduate Follow-up Survey Summary of Results (2/2)

Campus: **All**; School: **Construction**; Program: **All**; Credential: **All**; Program Type: **Con Ed - Sask Polytech**  
**Delivered**

Number of  
Respondents: 63







## 2018-19 Graduate Follow-up Survey Summary of Results (1/2)

School: **Construction**; Program: **All**; Campus: **All**; Credential: **APCERT**; Program Type: **Con Ed - Brokered**

Number of Respondents:  
46

Class of Graduates  
2018-19

Base/Con Ed/Brokered  
Con Ed - Brokered

School  
Construction

Program  
All

Administering Campus  
All

Credential  
All

Indigenous  
All

### Overall Employment

Available Workforce	# of Grads Employed	Employment Rate	# of Full-time Employed Grads	Full-time Employment Rate
41	32	78%	30	73%

### Training Related Employment

Available Workforce	# of Grads Employed	Employment Rate	# of Full-time Employed Grads	Full-time Employment Rate
41	20	49%	20	49%

### Location of Employment

Saskatoon	Regina	Moose Jaw	Prince Albert	Elsewhere in SK	Outside Sask
9%	6%	0%	3%	69%	13%

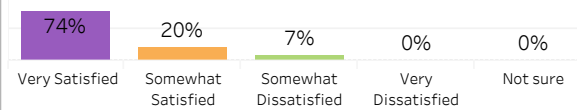
### Average Annual Salary

Overall (\$)	43,722
Full-time Training Related (\$)	43,036.6

### Salary by Location

	Overall (\$)	Full-time Training Related (\$)
Saskatoon	38,740	44,200
Regina	31,200	31,200
Prince Albert		
Elsewhere in SK	35,503	40,776
Alberta	100,980	60,000
Outside of Canada	50,310	50,310

### Overall Satisfaction with Program



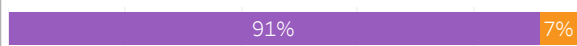
### Satisfaction with Sask Polytech

Satisfied with the decision to attend Saskpolytech	Recommend program to others	Recommend Saskpolytech to others
96%	91%	96%

### Satisfaction with Campus Facilities & Services

■ Satisfied ■ Dissatisfied ■ Not sure

#### Campus facilities



#### Campus activities



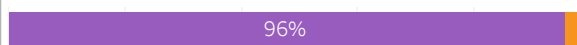
#### Instruction delivered



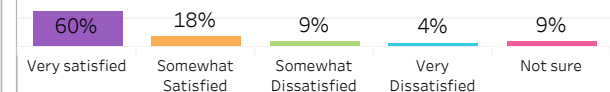
#### Student support services



#### Educational experience

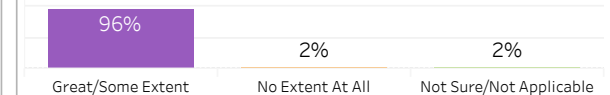


### Relevance of Program to Field of Employment

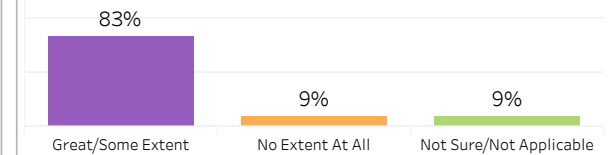


### Program Benefits

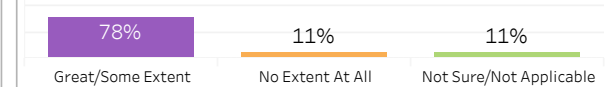
#### Skills and knowledge relevant in the workplace



#### Improved earning potential



#### Improved employment opportunities



### Location of Current Residence

Saskatoon	Regina	Prince Albert	Elsewhere in SK	Outside Sask
9%	2%	4%	83%	2%

Institutional Research and Analysis (IR&A)



## 2018-19 Graduate Follow-up Survey Summary of Results (2/2)

Campus: **All**; School: **Construction**; Program: **All**; Credential: **All**; Program Type: **Con Ed - Brokered**

Number of  
Respondents: 46



Institutional Research and Analysis (IR&A)



# 2018-19 Graduate Follow-up Survey Summary of Results (1/2)

School: **Construction**; Program: **Architectural Technologies**; Campus: **Moose Jaw**; Credential: **DIPC**;  
Program Type: **Base**

Number of Respondents:  
14

Class of Graduates: 2018-19    Base/Con Ed/Brokered: Base    School: Construction    Program: Architectural Technolog..    Administering Campus: All    Credential: All    Indigenous: All

## Overall Employment

Available Workforce	# of Grads Employed	Employment Rate	# of Full-time Employed Grads	Full-time Employment Rate
13	13	100%	13	100%

## Training Related Employment

Available Workforce	# of Grads Employed	Employment Rate	# of Full-time Employed Grads	Full-time Employment Rate
13	12	92%	12	92%

## Location of Employment

Saskatoon	Regina	Moose Jaw	Prince Albert	Elsewhere in SK	Outside Sask
54%	23%	0%	8%	0%	15%

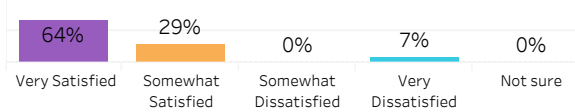
## Average Annual Salary

Overall (\$)	49,293
Full-time Training Related (\$)	46,956

## Salary by Location

	Overall (\$)	Full-time Training Related (\$)
Saskatoon	46,633	46,633
Regina	43,936	43,936
Prince Albert	75,000	
Alberta	56,160	56,160
British Columbia	48,750	48,750

## Overall Satisfaction with Program



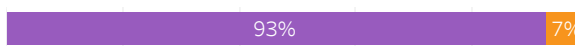
## Satisfaction with Sask Polytech

Satisfied with the decision to attend Saskpolytech	Recommend program to others	Recommend Saskpolytech to others
93%	92%	100%

## Satisfaction with Campus Facilities & Services

Legend: Satisfied (Purple), Dissatisfied (Orange), Not sure (Pink)

### Campus facilities



### Campus activities



### Instruction delivered



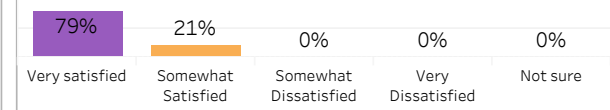
### Student support services



### Educational experience

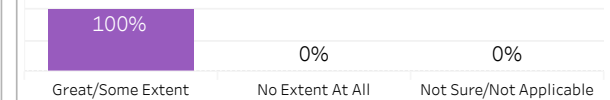


## Relevance of Program to Field of Employment

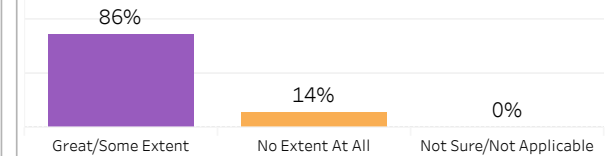


## Program Benefits

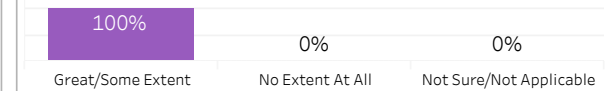
### Skills and knowledge relevant in the workplace



### Improved earning potential



### Improved employment opportunities



## Location of Current Residence

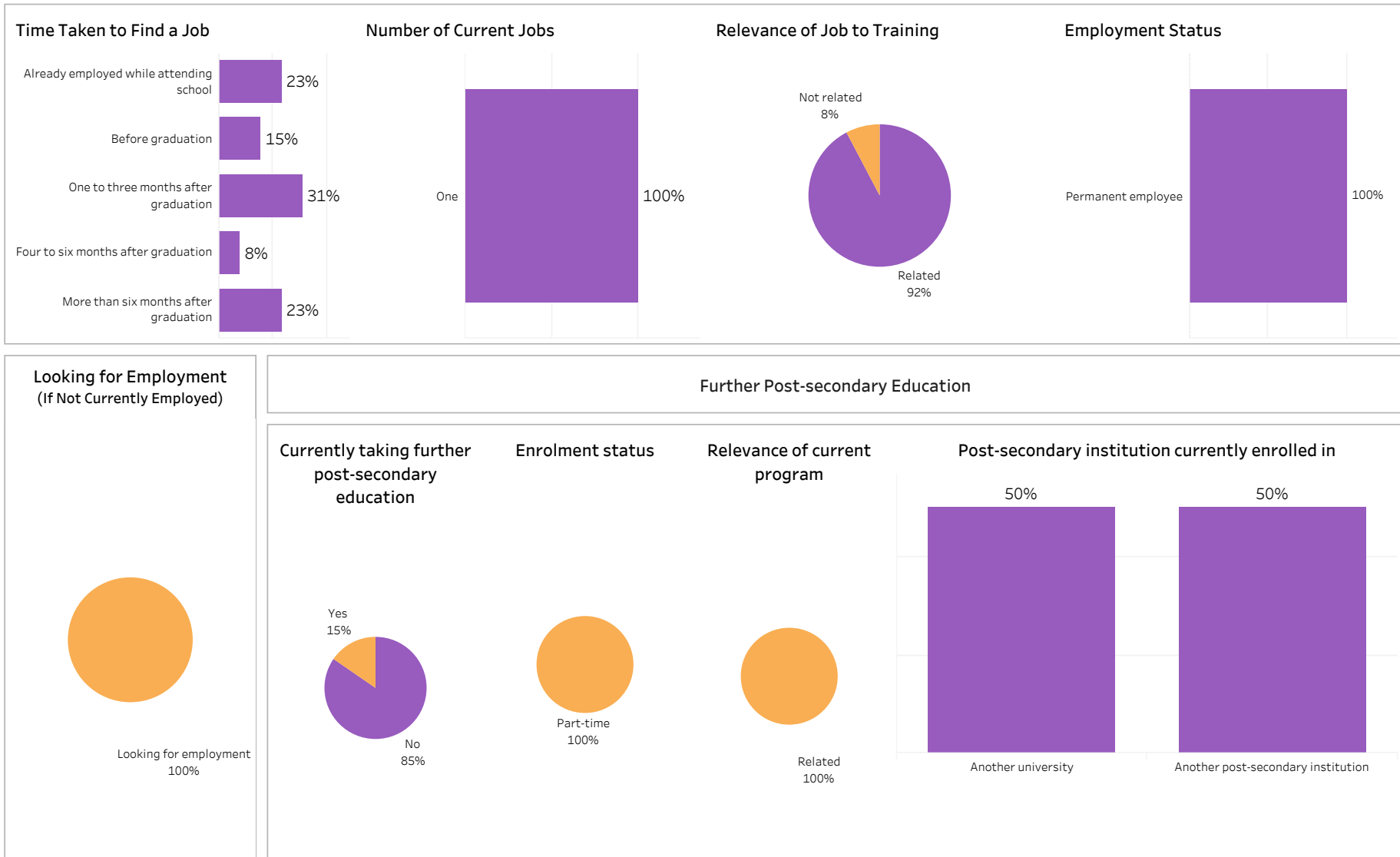
Saskatoon	Regina	Prince Albert	Outside Sask
57%	21%	7%	14%



## 2018-19 Graduate Follow-up Survey Summary of Results (2/2)

Campus: **All**; School: **Construction**; Program: **Architectural Technologies**; Credential: **All**; Program Type: **Base**

Number of  
Respondents: 14



Institutional Research and Analysis (IR&A)



## 2018-19 Graduate Follow-up Survey Summary of Results (1/2)

Number of Respondents: 4

School: **Construction**; Program: **Carpentry**; Campus: **Prince Albert**; Credential: **APCERT**; Program Type: **Con Ed - Brokered**

Class of Graduates  
2018-19

Base/Con Ed/Brokered  
Con Ed - Brokered

School  
Construction

Program  
Carpentry

Administering Campus  
Prince Albert

Credential  
APCERT

Indigenous  
All

### Overall Employment

Available Workforce	# of Grads Employed	Employment Rate	# of Full-time Employed Grads	Full-time Employment Rate
4	4	100%	3	75%

### Training Related Employment

Available Workforce	# of Grads Employed	Employment Rate	# of Full-time Employed Grads	Full-time Employment Rate
4	1	25%	1	25%

### Location of Employment

Saskatoon	Regina	Moose Jaw	Prince Albert	Elsewhere in SK	Outside Sask
0%	0%	0%	0%	100%	0%

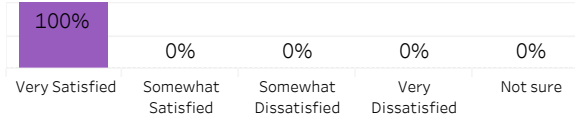
### Average Annual Salary

Overall (\$)	21,278
Full-time Training Related (\$)	

### Salary by Location

	Overall (\$)	Full-time Training Related (\$)
Elsewhere in SK	21,278	

### Overall Satisfaction with Program



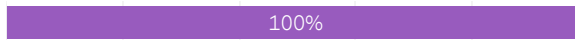
### Satisfaction with Sask Polytech

Satisfied with the decision to attend Saskpolytech	Recommend program to others	Recommend Saskpolytech to others
100%	100%	100%

### Satisfaction with Campus Facilities & Services

■ Satisfied ■ Dissatisfied ■ Not sure

#### Campus facilities



#### Campus activities



#### Instruction delivered



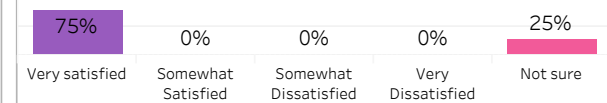
#### Student support services



#### Educational experience

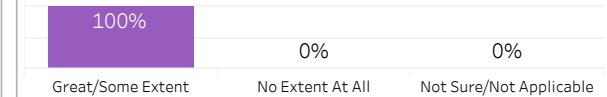


### Relevance of Program to Field of Employment

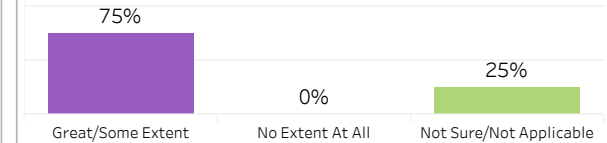


### Program Benefits

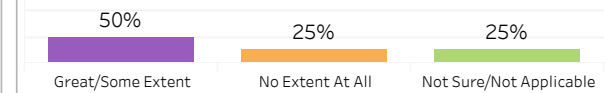
#### Skills and knowledge relevant in the workplace



#### Improved earning potential



#### Improved employment opportunities



### Location of Current Residence



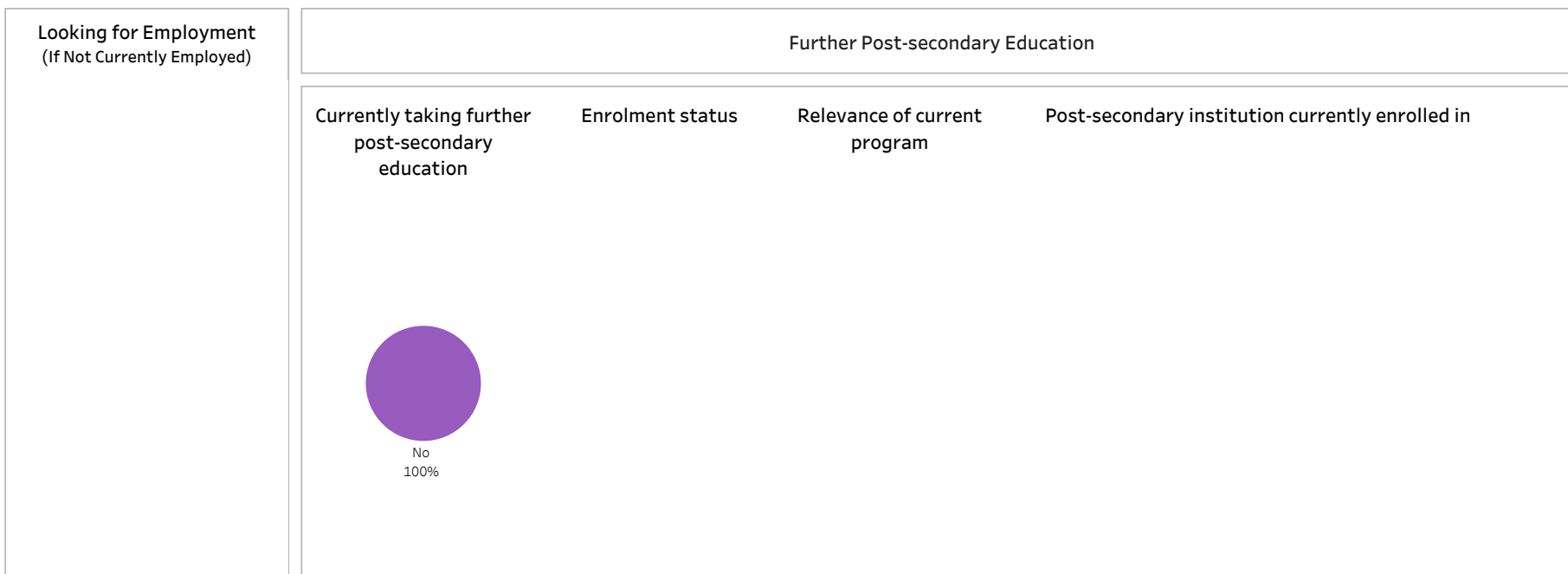
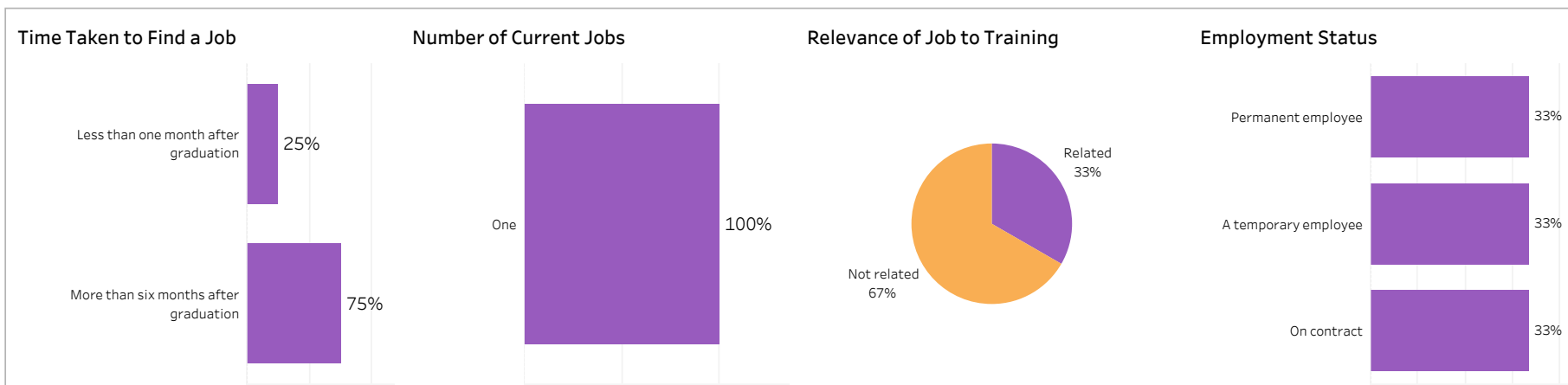
Institutional Research and Analysis (IR&A)



## 2018-19 Graduate Follow-up Survey Summary of Results (2/2)

Campus: **Prince Albert**; School: **Construction**; Program: **Carpentry**; Credential: **APCERT**; Program Type: **Con Ed - Brokered**

Number of  
Respondents: 4





## 2018-19 Graduate Follow-up Survey Summary of Results (1/2)

School: **Construction**; Program: **Carpentry**; Campus: **Saskatoon**; Credential: **APCERT**; Program Type: **Con Ed - Sask Polytech Delivered**

Number of Respondents: 4

Class of Graduates  
2018-19

Base/Con Ed/Brokered  
Con Ed - Sask Polytech D..

School  
Construction

Program  
Carpentry

Administering Campus  
Saskatoon

Credential  
APCERT

Indigenous  
All

### Overall Employment

Available Workforce	# of Grads Employed	Employment Rate	# of Full-time Employed Grads	Full-time Employment Rate
4	4	100%	4	100%

### Training Related Employment

Available Workforce	# of Grads Employed	Employment Rate	# of Full-time Employed Grads	Full-time Employment Rate
4	2	50%	2	50%

### Location of Employment

Saskatoon	Regina	Moose Jaw	Prince Albert	Elsewhere in SK	Outside Sask
100%	0%	0%	0%	0%	0%

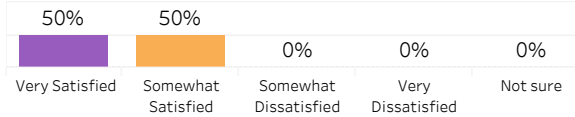
### Average Annual Salary

Overall (\$)	37,467
Full-time Training Related (\$)	41,640

### Salary by Location

	Overall (\$)	Full-time Training Related (\$)
Saskatoon	37,467	41,640

### Overall Satisfaction with Program



### Satisfaction with Sask Polytech

Satisfied with the decision to attend Saskpolytech	Recommend program to others	Recommend Saskpolytech to others
75%	100%	100%

### Satisfaction with Campus Facilities & Services

■ Satisfied ■ Dissatisfied ■ Not sure

#### Campus facilities



#### Campus activities



#### Instruction delivered



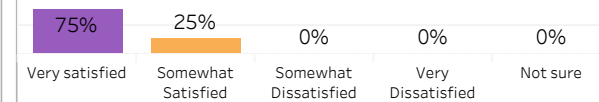
#### Student support services



#### Educational experience

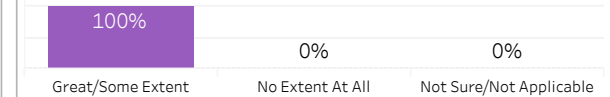


### Relevance of Program to Field of Employment

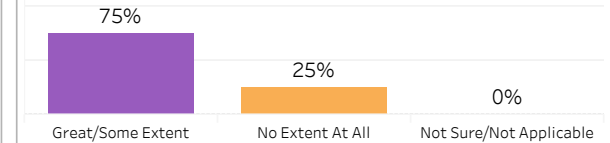


### Program Benefits

#### Skills and knowledge relevant in the workplace



#### Improved earning potential



#### Improved employment opportunities



### Location of Current Residence



Institutional Research and Analysis (IR&A)



## 2018-19 Graduate Follow-up Survey Summary of Results (2/2)

Campus: **Saskatoon**; School: **Construction**; Program: **Carpentry**; Credential: **APCERT**; Program Type: **Con Ed**  
- Sask Polytech Delivered

Number of  
Respondents: 4



Institutional Research and Analysis (IR&A)





## 2018-19 Graduate Follow-up Survey Summary of Results (1/2)

School: **Construction**; Program: **Carpentry**; Campus: **Moose Jaw**; Credential: **CERT**; Program Type: **Base**

Number of Respondents:  
16

Class of Graduates  
2018-19

Base/Con Ed/Brokered  
Base

School  
Construction

Program  
Carpentry

Administering Campus  
Moose Jaw

Credential  
CERT

Indigenous  
All

### Overall Employment

Available Workforce	# of Grads Employed	Employment Rate	# of Full-time Employed Grads	Full-time Employment Rate
15	14	93%	14	93%

### Training Related Employment

Available Workforce	# of Grads Employed	Employment Rate	# of Full-time Employed Grads	Full-time Employment Rate
15	11	73%	11	73%

### Location of Employment

Saskatoon	Regina	Moose Jaw	Prince Albert	Elsewhere in SK	Outside Sask
7%	36%	21%	0%	36%	0%

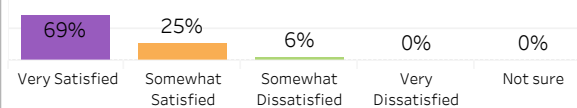
### Average Annual Salary

Overall (\$)	41,676
Full-time Training Related (\$)	42,651.4

### Salary by Location

	Overall (\$)	Full-time Training Related (\$)
Saskatoon	43,680	43,680
Regina	41,900	46,800
Moose Jaw	41,800	40,600
Elsewhere in SK	40,040	40,040

### Overall Satisfaction with Program



### Satisfaction with Sask Polytech

Satisfied with the decision to attend Saskpolytech	Recommend program to others	Recommend Saskpolytech to others
100%	100%	100%

### Satisfaction with Campus Facilities & Services

■ Satisfied ■ Dissatisfied ■ Not sure

#### Campus facilities



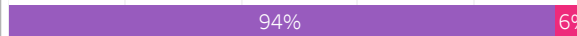
#### Campus activities



#### Instruction delivered



#### Student support services



#### Educational experience

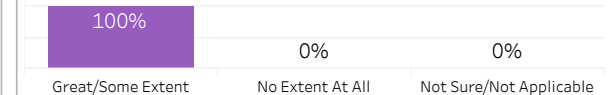


### Relevance of Program to Field of Employment

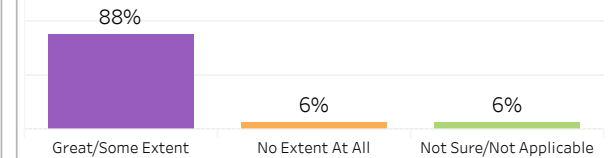


### Program Benefits

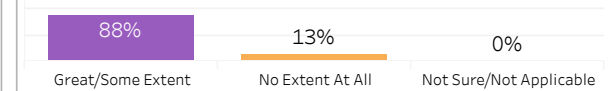
#### Skills and knowledge relevant in the workplace



#### Improved earning potential



#### Improved employment opportunities



### Location of Current Residence

Saskatoon	Regina	Moose Jaw	Elsewhere in SK
6%	31%	31%	31%



## 2018-19 Graduate Follow-up Survey Summary of Results (2/2)

Campus: **Moose Jaw & Saskatoon**; School: **Construction**; Program: **Carpentry**; Credential: **CERT**; Program Type: **Base**

Number of  
Respondents: 16



Institutional Research and Analysis (IR&A)



## 2018-19 Graduate Follow-up Survey Summary of Results (1/2)

School: **Construction**; Program: **Carpentry**; Campus: **Prince Albert**; Credential: **CERT**; Program Type: **Base**

Number of Respondents:  
10

Class of Graduates  
2018-19

Base/Con Ed/Brokered  
Base

School  
Construction

Program  
Carpentry

Administering Campus  
Prince Albert

Credential  
CERT

Indigenous  
All

### Overall Employment

Available Workforce	# of Grads Employed	Employment Rate	# of Full-time Employed Grads	Full-time Employment Rate
10	10	100%	10	100%

### Training Related Employment

Available Workforce	# of Grads Employed	Employment Rate	# of Full-time Employed Grads	Full-time Employment Rate
10	7	70%	7	70%

### Location of Employment

Saskatoon	Regina	Moose Jaw	Prince Albert	Elsewhere in SK	Outside Sask
10%	10%	0%	20%	50%	10%

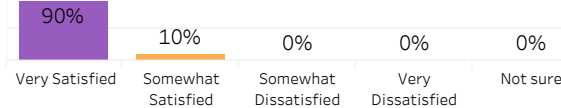
### Average Annual Salary

Overall (\$)	62,583
Full-time Training Related (\$)	46,020

### Salary by Location

	Overall (\$)	Full-time Training Related (\$)
Saskatoon		
Regina	37,440	
Prince Albert		
Elsewhere in SK	69,515	46,020
Alberta	60,000	

### Overall Satisfaction with Program



### Satisfaction with Sask Polytech

Satisfied with the decision to attend Saskpolytech	Recommend program to others	Recommend Saskpolytech to others
100%	90%	100%

### Satisfaction with Campus Facilities & Services

■ Satisfied ■ Dissatisfied ■ Not sure

#### Campus facilities



#### Campus activities



#### Instruction delivered



#### Student support services



#### Educational experience

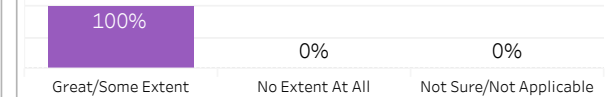


### Relevance of Program to Field of Employment

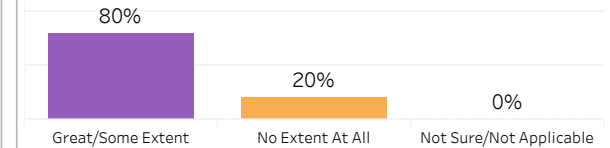


### Program Benefits

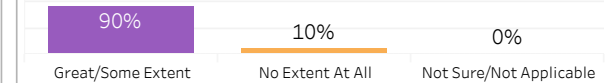
#### Skills and knowledge relevant in the workplace



#### Improved earning potential



#### Improved employment opportunities



### Location of Current Residence

Saskatoon	Regina	Prince Albert	Elsewhere in SK	Outside Sask
10%	10%	30%	40%	10%

Institutional Research and Analysis (IR&A)



## 2018-19 Graduate Follow-up Survey Summary of Results (2/2)

Campus: **Prince Albert & Saskatoon**; School: **Construction**; Program: **Carpentry**; Credential: **CERT**; Program Type: **Base**

Number of  
Respondents: 10





## 2018-19 Graduate Follow-up Survey Summary of Results (1/2)

School: **Construction**; Program: **Electrician**; Campus: **Moose Jaw**; Credential: **APCERT**; Program Type: **Con Ed - Brokered**

Number of Respondents:  
18

Class of Graduates  
2018-19

Base/Con Ed/Brokered  
Con Ed - Brokered

School  
Construction

Program  
Electrician

Administering Campus  
Moose Jaw

Credential  
APCERT

Indigenous  
All

### Overall Employment

Available Workforce	# of Grads Employed	Employment Rate	# of Full-time Employed Grads	Full-time Employment Rate
17	14	82%	13	76%

### Training Related Employment

Available Workforce	# of Grads Employed	Employment Rate	# of Full-time Employed Grads	Full-time Employment Rate
17	8	47%	8	47%

### Location of Employment

Saskatoon	Regina	Moose Jaw	Prince Albert	Elsewhere in SK	Outside Sask
7%	14%	0%	0%	71%	7%

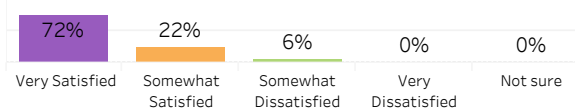
### Average Annual Salary

Overall (\$)	40,397
Full-time Training Related (\$)	41,412

### Salary by Location

	Overall (\$)	Full-time Training Related (\$)
Saskatoon	33,280	
Regina	31,200	31,200
Elsewhere in SK	41,997	42,068
Outside of Canada	50,310	50,310

### Overall Satisfaction with Program



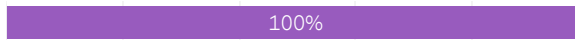
### Satisfaction with Sask Polytech

Satisfied with the decision to attend Saskpolytech	Recommend program to others	Recommend Saskpolytech to others
89%	83%	89%

### Satisfaction with Campus Facilities & Services

■ Satisfied ■ Dissatisfied ■ Not sure

#### Campus facilities



#### Campus activities



#### Instruction delivered



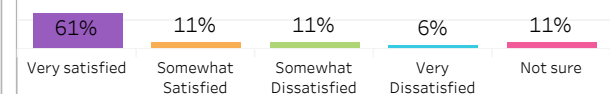
#### Student support services



#### Educational experience

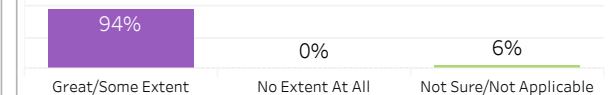


### Relevance of Program to Field of Employment

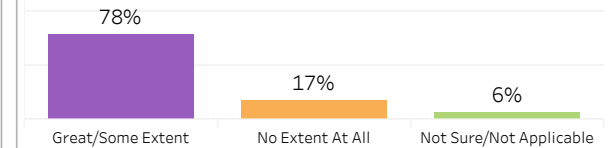


### Program Benefits

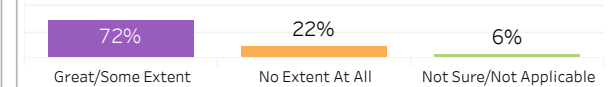
#### Skills and knowledge relevant in the workplace



#### Improved earning potential



#### Improved employment opportunities



### Location of Current Residence

Saskatoon	Regina	Elsewhere in SK	Outside Sask
6%	6%	83%	6%

Institutional Research and Analysis (IR&A)

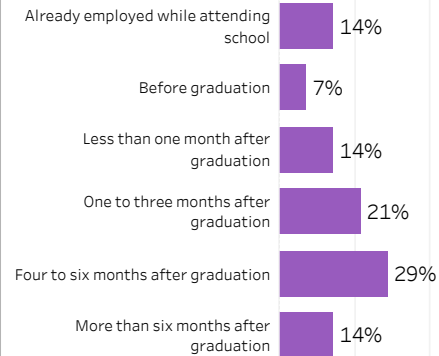


## 2018-19 Graduate Follow-up Survey Summary of Results (2/2)

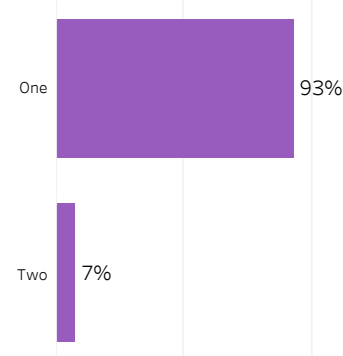
Campus: **Moose Jaw**; School: **Construction**; Program: **Electrician**; Credential: **APCERT & CERT**; Program Type: **Con Ed - Brokered**

Number of  
Respondents: 18

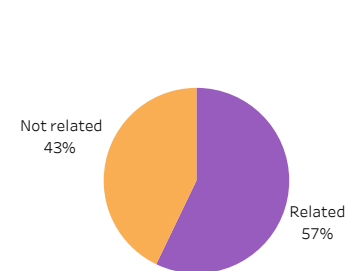
### Time Taken to Find a Job



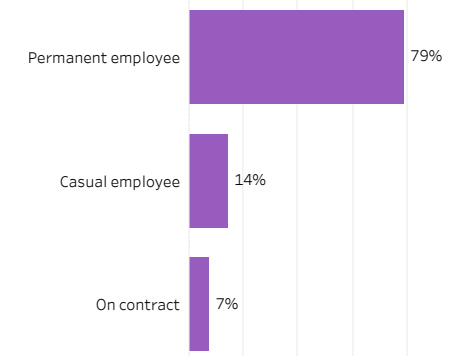
### Number of Current Jobs



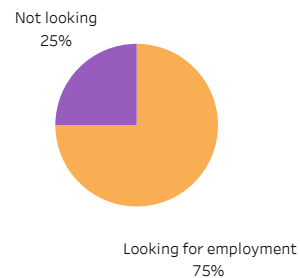
### Relevance of Job to Training



### Employment Status

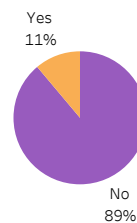


### Looking for Employment (If Not Currently Employed)

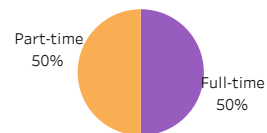


### Further Post-secondary Education


#### Currently taking further post-secondary education



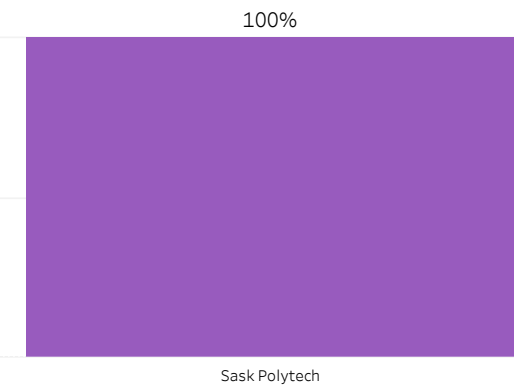
#### Enrolment status



#### Relevance of current program



#### Post-secondary institution currently enrolled in





## 2018-19 Graduate Follow-up Survey Summary of Results (1/2)

School: **Construction**; Program: **Electrician**; Campus: **Prince Albert**; Credential: **APCERT**; Program Type: **Con Ed - Brokered**

Number of Respondents: 6

Class of Graduates  
2018-19

Base/Con Ed/Brokered  
Con Ed - Brokered

School  
Construction

Program  
Electrician

Administering Campus  
Prince Albert

Credential  
APCERT

Indigenous  
All

### Overall Employment

Available Workforce	# of Grads Employed	Employment Rate	# of Full-time Employed Grads	Full-time Employment Rate
5	4	80%	4	80%

### Training Related Employment

Available Workforce	# of Grads Employed	Employment Rate	# of Full-time Employed Grads	Full-time Employment Rate
5	2	40%	2	40%

### Location of Employment

Saskatoon	Regina	Moose Jaw	Prince Albert	Elsewhere in SK	Outside Sask
25%	0%	0%	0%	75%	0%

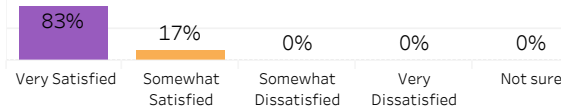
### Average Annual Salary

Overall (\$)	46,748
Full-time Training Related (\$)	59,800

### Salary by Location

	Overall (\$)	Full-time Training Related (\$)
Saskatoon		
Elsewhere in SK	46,748	59,800

### Overall Satisfaction with Program



### Satisfaction with Sask Polytech

Satisfied with the decision to attend Saskpolytech	Recommend program to others	Recommend Saskpolytech to others
100%	100%	100%

### Satisfaction with Campus Facilities & Services

■ Satisfied ■ Dissatisfied ■ Not sure

#### Campus facilities



#### Campus activities



#### Instruction delivered



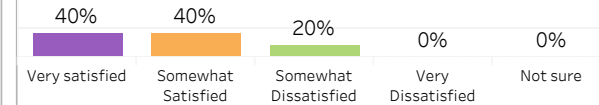
#### Student support services



#### Educational experience

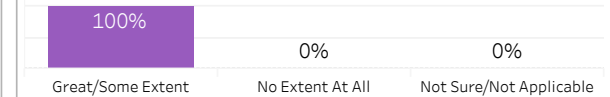


### Relevance of Program to Field of Employment

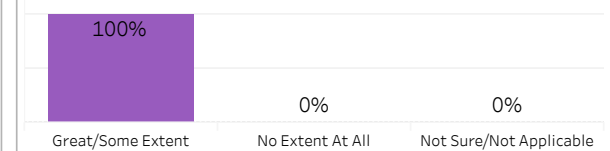


### Program Benefits

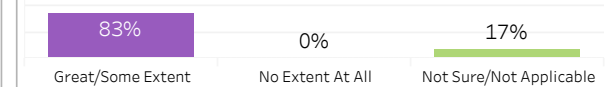
#### Skills and knowledge relevant in the workplace



#### Improved earning potential



#### Improved employment opportunities



### Location of Current Residence

Saskatoon	Elsewhere in SK
17%	83%

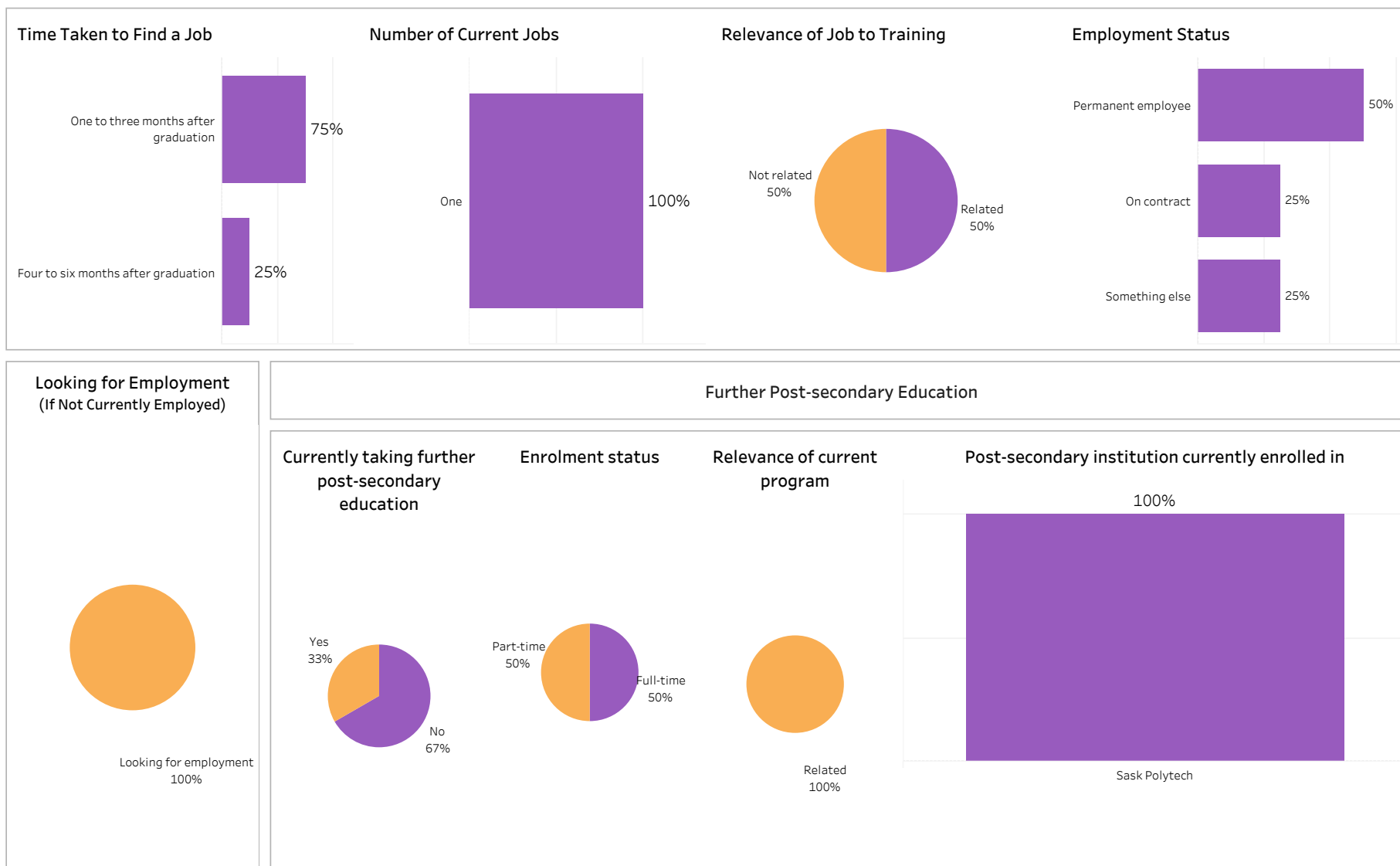
Institutional Research and Analysis (IR&A)



## 2018-19 Graduate Follow-up Survey Summary of Results (2/2)

Campus: **Prince Albert**; School: **Construction**; Program: **Electrician**; Credential: **APCERT & CERT**; Program Type: **Con Ed - Brokered**

Number of  
Respondents: 6







## 2018-19 Graduate Follow-up Survey Summary of Results (1/2)

School: **Construction**; Program: **Electrician**; Campus: **Regina**; Credential: **APCERT**; Program Type: **Con Ed - Sask Polytech Delivered**

Number of Respondents:  
14

Class of Graduates  
2018-19

Base/Con Ed/Brokered  
Con Ed - Sask Polytech D..

School  
Construction

Program  
Electrician

Administering Campus  
Regina

Credential  
APCERT

Indigenous  
All

### Overall Employment

Available Workforce	# of Grads Employed	Employment Rate	# of Full-time Employed Grads	Full-time Employment Rate
12	8	67%	8	67%

### Training Related Employment

Available Workforce	# of Grads Employed	Employment Rate	# of Full-time Employed Grads	Full-time Employment Rate
12	4	33%	4	33%

### Location of Employment

Saskatoon	Regina	Moose Jaw	Prince Albert	Elsewhere in SK	Outside Sask
0%	88%	13%	0%	0%	0%

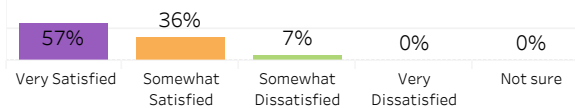
### Average Annual Salary

Overall (\$)	31,891
Full-time Training Related (\$)	34,606

### Salary by Location

	Overall (\$)	Full-time Training Related (\$)
Regina	32,006	35,741
Moose Jaw	31,200	31,200

### Overall Satisfaction with Program



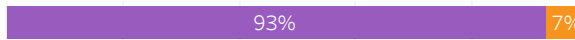
### Satisfaction with Sask Polytech

Satisfied with the decision to attend Saskpolytech	Recommend program to others	Recommend Saskpolytech to others
86%	85%	93%

### Satisfaction with Campus Facilities & Services

■ Satisfied ■ Dissatisfied ■ Not sure

#### Campus facilities



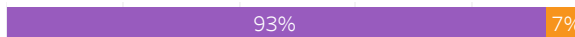
#### Campus activities



#### Instruction delivered



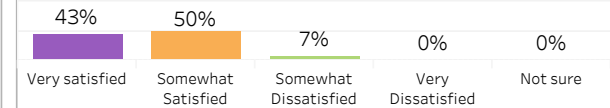
#### Student support services



#### Educational experience

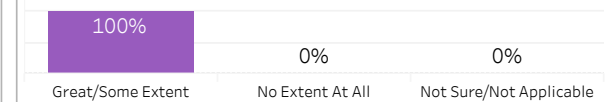


### Relevance of Program to Field of Employment

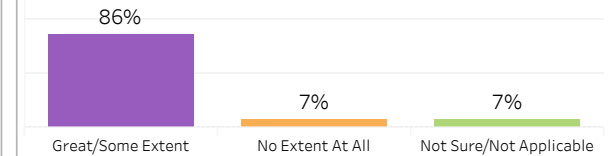


### Program Benefits

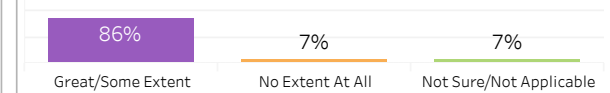
#### Skills and knowledge relevant in the workplace



#### Improved earning potential



#### Improved employment opportunities



### Location of Current Residence

Regina	Moose Jaw
93%	7%

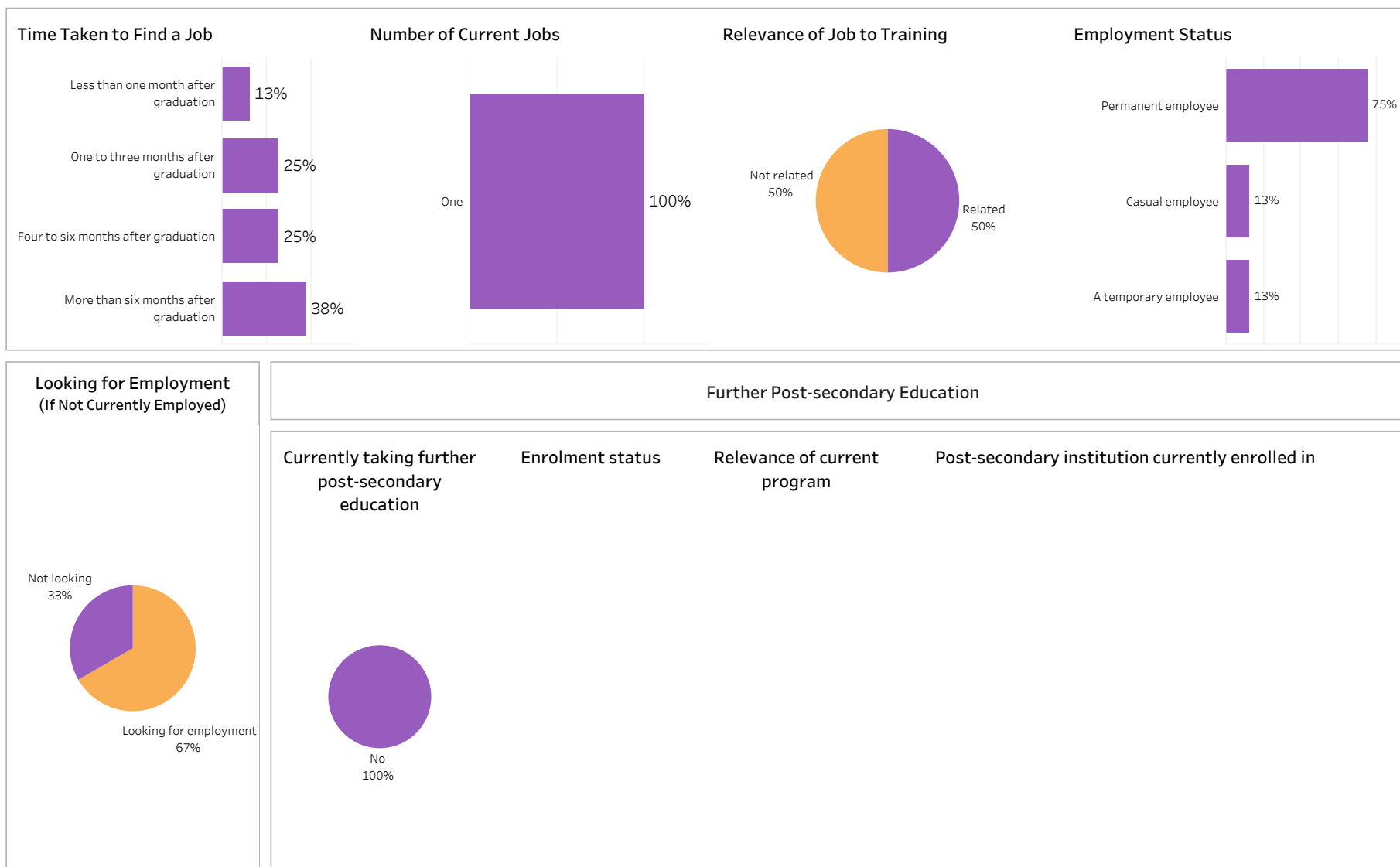
Institutional Research and Analysis (IR&A)



## 2018-19 Graduate Follow-up Survey Summary of Results (2/2)

Campus: **Regina**; School: **Construction**; Program: **Electrician**; Credential: **APCERT & CERT**; Program Type: **Con Ed - Sask Polytech Delivered**

Number of  
Respondents: 14





## 2018-19 Graduate Follow-up Survey Summary of Results (1/2)

School: **Construction**; Program: **Electrician**; Campus: **Saskatoon**; Credential: **APCERT**; Program Type: **Con Ed - Sask Polytech Delivered**

Number of Respondents:  
20

Class of Graduates  
2018-19

Base/Con Ed/Brokered  
Con Ed - Sask Polytech D..

School  
Construction

Program  
Electrician

Administering Campus  
Saskatoon

Credential  
APCERT

Indigenous  
All

### Overall Employment

Available Workforce	# of Grads Employed	Employment Rate	# of Full-time Employed Grads	Full-time Employment Rate
17	11	65%	11	65%

### Training Related Employment

Available Workforce	# of Grads Employed	Employment Rate	# of Full-time Employed Grads	Full-time Employment Rate
17	11	65%	11	65%

### Location of Employment

Saskatoon	Regina	Moose Jaw	Prince Albert	Elsewhere in SK	Outside Sask
36%	0%	9%	0%	45%	9%

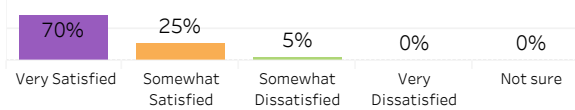
### Average Annual Salary

Overall (\$)	36,223
Full-time Training Related (\$)	36,223

### Salary by Location

	Overall (\$)	Full-time Training Related (\$)
Saskatoon	34,840	34,840
Moose Jaw		
Elsewhere in SK	37,605	37,605
British Columbia		

### Overall Satisfaction with Program



### Satisfaction with Sask Polytech

Satisfied with the decision to attend Saskpolytech	Recommend program to others	Recommend Saskpolytech to others
100%	95%	100%

### Satisfaction with Campus Facilities & Services

■ Satisfied ■ Dissatisfied ■ Not sure

#### Campus facilities



#### Campus activities



#### Instruction delivered



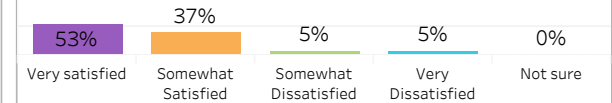
#### Student support services



#### Educational experience

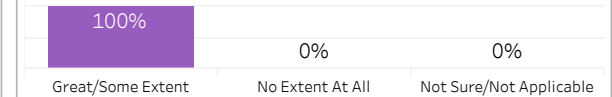


### Relevance of Program to Field of Employment

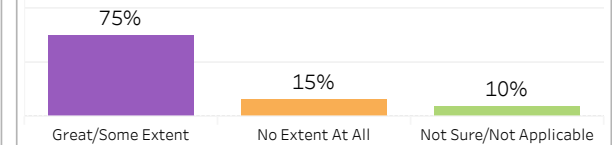


### Program Benefits

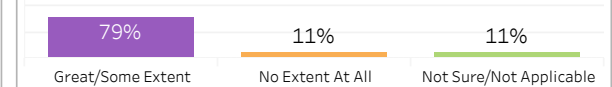
#### Skills and knowledge relevant in the workplace



#### Improved earning potential



#### Improved employment opportunities



### Location of Current Residence

Saskatoon	Moose Jaw	Prince Albert	Elsewhere in SK
60%	10%	5%	25%

Institutional Research and Analysis (IR&A)

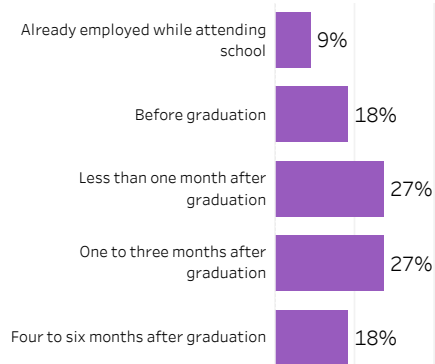


## 2018-19 Graduate Follow-up Survey Summary of Results (2/2)

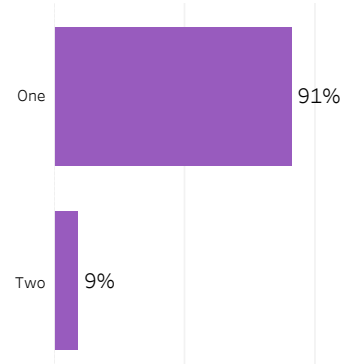
Campus: **Saskatoon**; School: **Construction**; Program: **Electrician**; Credential: **APCERT & CERT**; Program Type: **Con Ed - Sask Polytech Delivered**

Number of  
Respondents: 20


### Time Taken to Find a Job



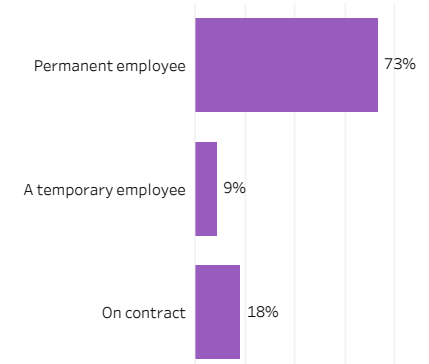
### Number of Current Jobs



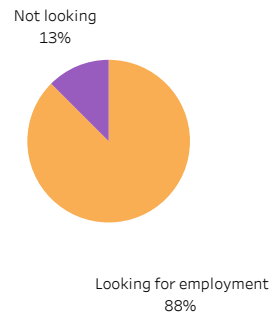
### Relevance of Job to Training



### Employment Status

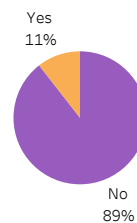


### Looking for Employment (If Not Currently Employed)

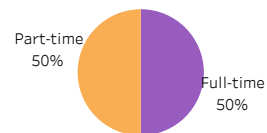


### Further Post-secondary Education

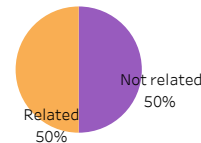
#### Currently taking further post-secondary education



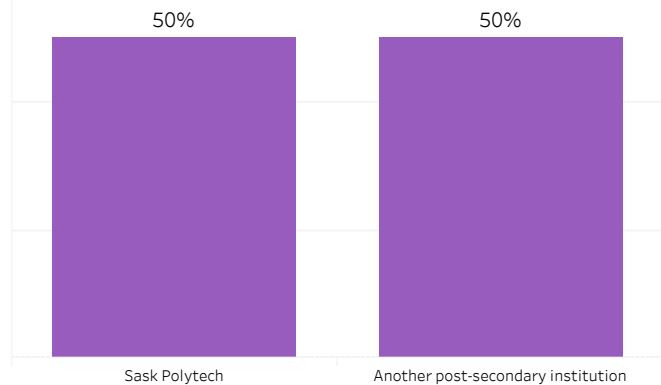
#### Enrolment status



#### Relevance of current program



#### Post-secondary institution currently enrolled in





## 2018-19 Graduate Follow-up Survey Summary of Results (1/2)

Number of Respondents: 3

School: **Construction**; Program: **Plumbing and Pipefitting**; Campus: **Regina**; Credential: **APCERT**; Program Type: **Con Ed - Sask Polytech Delivered**

Class of Graduates  
2018-19

Base/Con Ed/Brokered  
Con Ed - Sask Polytech D..

School  
Construction

Program  
Plumbing and Pipefitting

Administering Campus  
Regina

Credential  
APCERT

Indigenous  
All

### Overall Employment

Available Workforce	# of Grads Employed	Employment Rate	# of Full-time Employed Grads	Full-time Employment Rate
2	1	50%	1	50%

### Training Related Employment

Available Workforce	# of Grads Employed	Employment Rate	# of Full-time Employed Grads	Full-time Employment Rate
2	1	50%	1	50%

### Location of Employment

Saskatoon	Regina	Moose Jaw	Prince Albert	Elsewhere in SK	Outside Sask
0%	100%	0%	0%	0%	0%

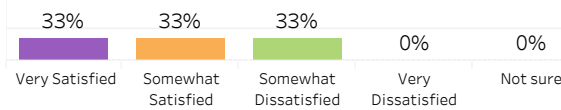
### Average Annual Salary

Overall (\$)	31,200
Full-time Training Related (\$)	31,200

### Salary by Location

	Overall (\$)	Full-time Training Related (\$)
Regina	31,200	31,200

### Overall Satisfaction with Program



### Satisfaction with Sask Polytech

Satisfied with the decision to attend Saskpolytech	Recommend program to others	Recommend Saskpolytech to others
33%	33%	67%

### Satisfaction with Campus Facilities & Services

■ Satisfied ■ Dissatisfied ■ Not sure

#### Campus facilities



#### Campus activities



#### Instruction delivered



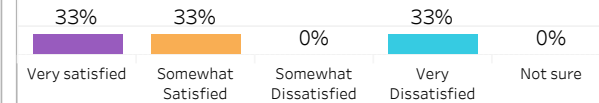
#### Student support services



#### Educational experience

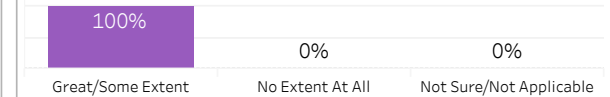


### Relevance of Program to Field of Employment

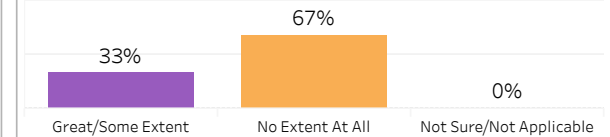


### Program Benefits

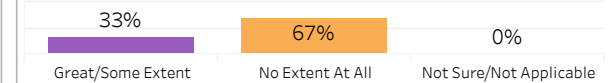
#### Skills and knowledge relevant in the workplace



#### Improved earning potential



#### Improved employment opportunities



### Location of Current Residence

Regina	Elsewhere in SK
67%	33%

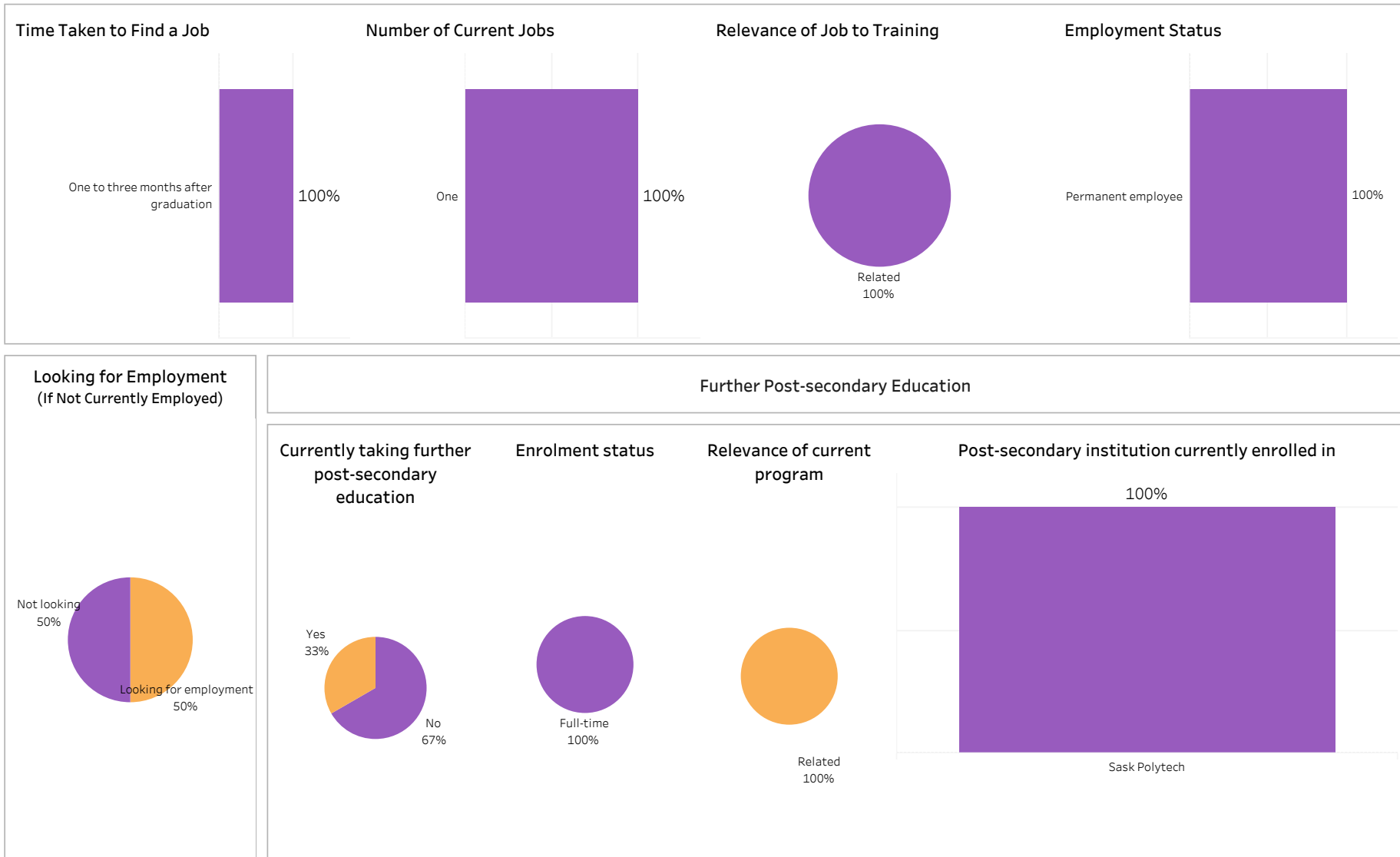
Institutional Research and Analysis (IR&A)



## 2018-19 Graduate Follow-up Survey Summary of Results (2/2)

Campus: **Moose Jaw, Prince Albert, Regina**; School: **Construction**; Program: **Plumbing and Pipefitting**;  
Credential: **APCERT & CERT**; Program Type: **Con Ed - Sask Polytech Delivered**

Number of  
Respondents: 3



Institutional Research and Analysis (IR&A)



## 2018-19 Graduate Follow-up Survey Summary of Results (1/2)

School: **Construction**; Program: **Plumbing and Pipefitting**; Campus: **Saskatoon**; Credential: **APCERT**;  
Program Type: **Con Ed - Sask Polytech Delivered**

Number of Respondents:  
10

Class of Graduates  
2018-19

Base/Con Ed/Brokered  
Con Ed - Sask Polytech D..

School  
Construction

Program  
Plumbing and Pipefitting

Administering Campus  
Saskatoon

Credential  
APCERT

Indigenous  
All

### Overall Employment

Available Workforce	# of Grads Employed	Employment Rate	# of Full-time Employed Grads	Full-time Employment Rate
9	7	78%	7	78%

### Training Related Employment

Available Workforce	# of Grads Employed	Employment Rate	# of Full-time Employed Grads	Full-time Employment Rate
9	4	44%	4	44%

### Location of Employment

Saskatoon	Regina	Moose Jaw	Prince Albert	Elsewhere in SK	Outside Sask
71%	14%	0%	0%	14%	0%

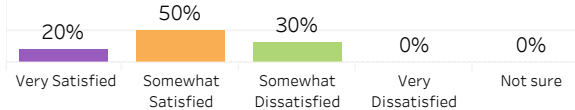
### Average Annual Salary

Overall (\$)	41,340
Full-time Training Related (\$)	34,320

### Salary by Location

	Overall (\$)	Full-time Training Related (\$)
Saskatoon	34,320	34,320
Regina		
Elsewhere in SK	62,400	

### Overall Satisfaction with Program



### Satisfaction with Sask Polytech

Satisfied with the decision to attend Saskpolytech	Recommend program to others	Recommend Saskpolytech to others
80%	60%	90%

### Satisfaction with Campus Facilities & Services

■ Satisfied ■ Dissatisfied ■ Not sure

#### Campus facilities



#### Campus activities



#### Instruction delivered



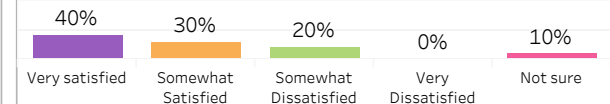
#### Student support services



#### Educational experience

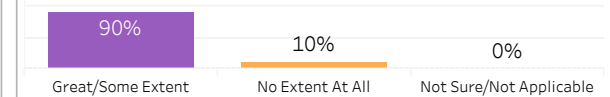


### Relevance of Program to Field of Employment

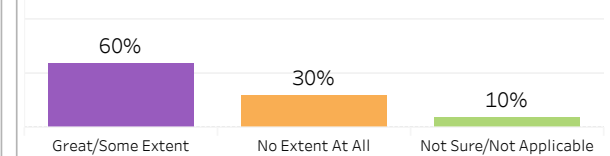


### Program Benefits

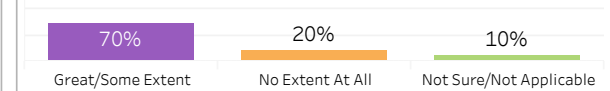
#### Skills and knowledge relevant in the workplace



#### Improved earning potential



#### Improved employment opportunities



### Location of Current Residence

Saskatoon	Regina
80%	20%

Institutional Research and Analysis (IR&A)



## 2018-19 Graduate Follow-up Survey Summary of Results (2/2)

Campus: **Moose Jaw, Prince Albert, Saskatoon**; School: **Construction**; Program: **Plumbing and Pipefitting**;  
Credential: **APCERT & CERT**; Program Type: **Con Ed - Sask Polytech Delivered**

Number of  
Respondents: 10



Institutional Research and Analysis (IR&A)





# 2018-19 Graduate Follow-up Survey Summary of Results (1/2)

School: **Construction**; Program: **Plumbing and Pipefitting**; Campus: **Saskatoon**; Credential: **APCERT**;  
Program Type: **Con Ed - Brokered**

Number of Respondents:  
18

Class of Graduates: 2018-19    Base/Con Ed/Brokered: Con Ed - Brokered    School: Construction    Program: Plumbing and Pipefitting    Administering Campus: Saskatoon    Credential: APCERT    Indigenous: All

## Overall Employment

Available Workforce	# of Grads Employed	Employment Rate	# of Full-time Employed Grads	Full-time Employment Rate
15	10	67%	10	67%

## Training Related Employment

Available Workforce	# of Grads Employed	Employment Rate	# of Full-time Employed Grads	Full-time Employment Rate
15	9	60%	9	60%

## Location of Employment

Saskatoon	Regina	Moose Jaw	Prince Albert	Elsewhere in SK	Outside Sask
10%	0%	0%	10%	50%	30%

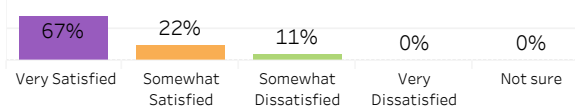
## Average Annual Salary

Overall (\$)	57,813
Full-time Training Related (\$)	40,984

## Salary by Location

	Overall (\$)	Full-time Training Related (\$)
Saskatoon	44,200	44,200
Prince Albert		
Elsewhere in SK	33,573	33,573
Alberta	100,980	60,000

## Overall Satisfaction with Program



## Satisfaction with Sask Polytech

Satisfied with the decision to attend Saskpolytech	Recommend program to others	Recommend Saskpolytech to others
100%	94%	100%

## Satisfaction with Campus Facilities & Services

■ Satisfied ■ Dissatisfied ■ Not sure

### Campus facilities



### Campus activities



### Instruction delivered



### Student support services



### Educational experience

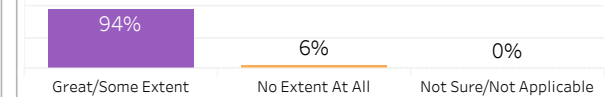


## Relevance of Program to Field of Employment

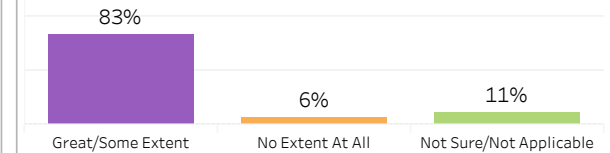


## Program Benefits

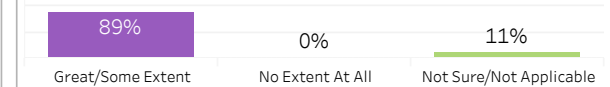
### Skills and knowledge relevant in the workplace



### Improved earning potential



### Improved employment opportunities



## Location of Current Residence

Saskatoon	Prince Albert	Elsewhere in SK
11%	11%	78%



## 2018-19 Graduate Follow-up Survey Summary of Results (2/2)

Campus: **Moose Jaw, Prince Albert, Saskatoon**; School: **Construction**; Program: **Plumbing and Pipefitting**;  
Credential: **APCERT & CERT**; Program Type: **Con Ed - Brokered**

Number of  
Respondents: 18



Institutional Research and Analysis (IR&A)



# 2018-19 Graduate Follow-up Survey Summary of Results (1/2)

School: **Construction**; Program: **Refrigeration/Air Conditioning**; Campus: **Saskatoon**; Credential: **CERT**;  
Program Type: **Base**

Number of Respondents:  
10

Class of Graduates: 2018-19    Base/Con Ed/Brokered: Base    School: Construction    Program: Refrigeration/Air Condi..    Administering Campus: Saskatoon    Credential: CERT    Indigenous: All

## Overall Employment

Available Workforce	# of Grads Employed	Employment Rate	# of Full-time Employed Grads	Full-time Employment Rate
7	5	71%	4	57%

## Training Related Employment

Available Workforce	# of Grads Employed	Employment Rate	# of Full-time Employed Grads	Full-time Employment Rate
7	3	43%	3	43%

## Location of Employment

Saskatoon	Regina	Moose Jaw	Prince Albert	Elsewhere in SK	Outside Sask
60%	20%	0%	0%	20%	0%

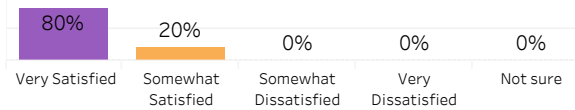
## Average Annual Salary

Overall (\$)	60,374
Full-time Training Related (\$)	90,320

## Salary by Location

	Overall (\$)	Full-time Training Related (\$)
Saskatoon	60,561	120,640
Regina	60,000	60,000
Elsewhere in SK		

## Overall Satisfaction with Program



## Satisfaction with Sask Polytech

Satisfied with the decision to attend Saskpolytech	Recommend program to others	Recommend Saskpolytech to others
90%	90%	90%

## Satisfaction with Campus Facilities & Services

■ Satisfied ■ Dissatisfied ■ Not sure

### Campus facilities



### Campus activities



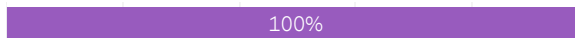
### Instruction delivered



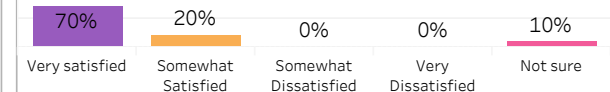
### Student support services



### Educational experience

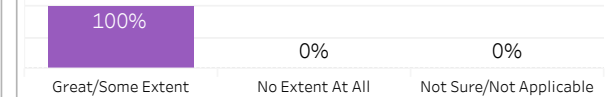


## Relevance of Program to Field of Employment

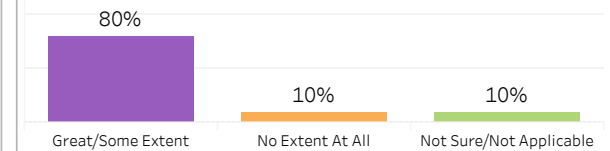


## Program Benefits

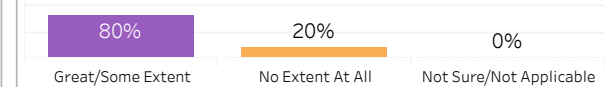
### Skills and knowledge relevant in the workplace



### Improved earning potential



### Improved employment opportunities



## Location of Current Residence

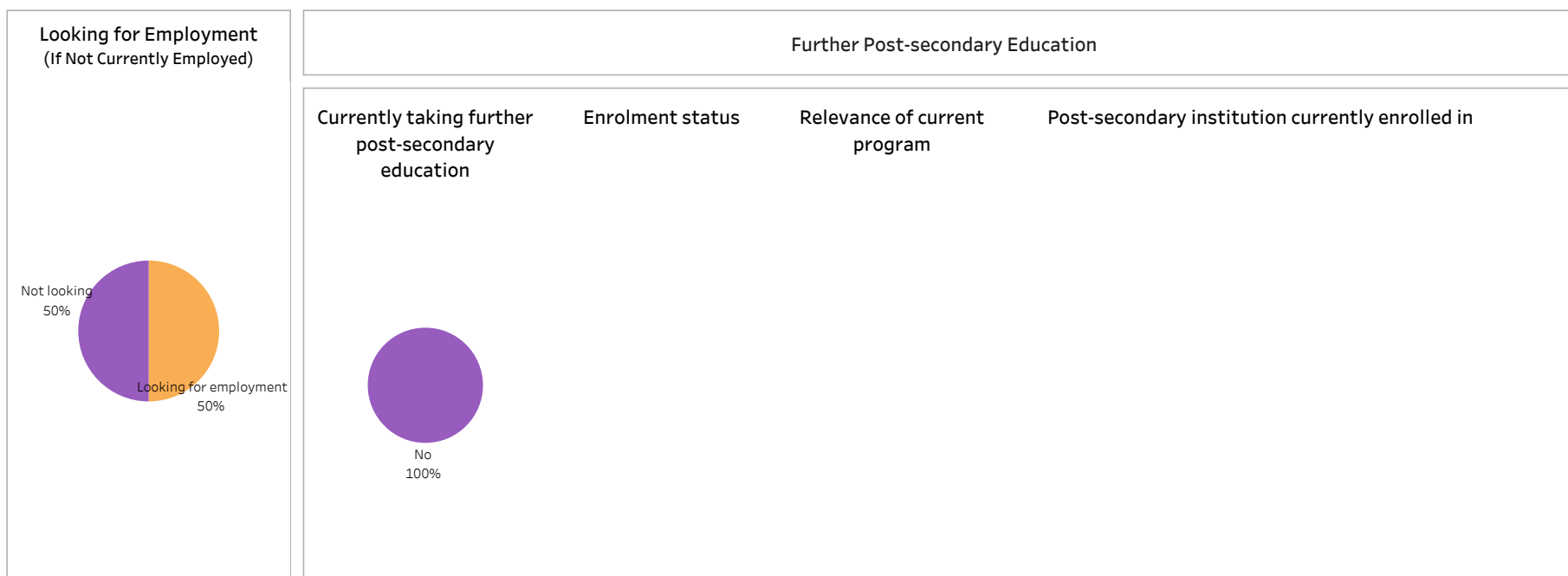
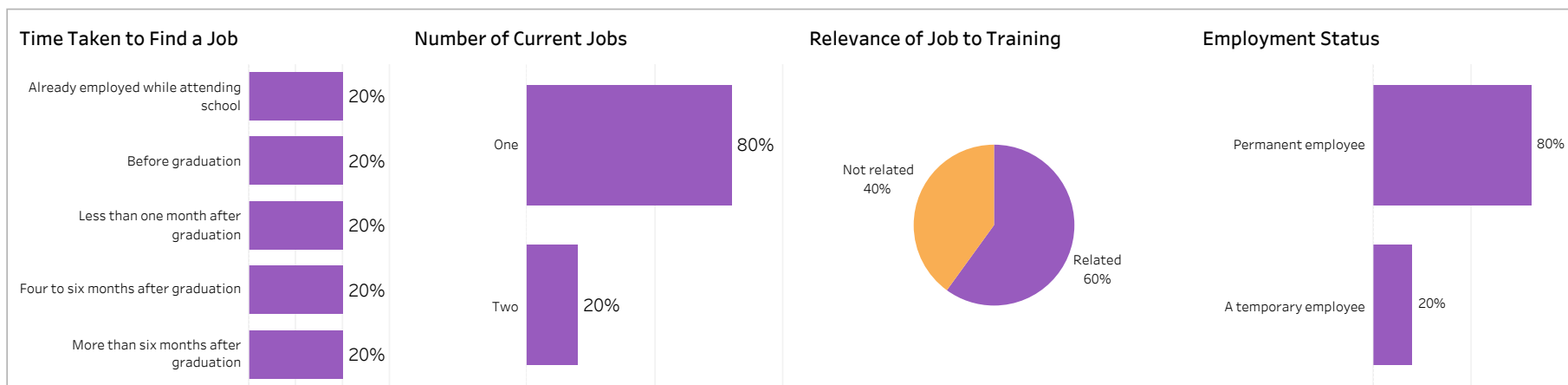
Saskatoon	Regina	Elsewhere in SK
60%	20%	20%



## 2018-19 Graduate Follow-up Survey Summary of Results (2/2)

Campus: **Moose Jaw, Prince Albert, Regina and 1 more**; School: **Construction**; Program: **Refrigeration/Air Conditioning**; Credential: **APCERT & CERT**; Program Type: **Base**

Number of  
Respondents: 10



# School of Health Sciences



# 2018-19 Graduate Follow-up Survey Summary of Results (1/2)

School: **Health Sciences**; Program: **All**; Campus: **All**; Credential: **All**; Program Type: **All**

Number of Respondents:  
526

Class of Graduates  
2018-19

Base/Con Ed/Brokered  
All

School  
Health Sciences

Program  
All

Administering Campus  
All

Credential  
All

Indigenous  
All

## Overall Employment

Available Workforce	# of Grads Employed	Employment Rate	# of Full-time Employed Grads	Full-time Employment Rate
506	497	98%	415	82%

## Training Related Employment

Available Workforce	# of Grads Employed	Employment Rate	# of Full-time Employed Grads	Full-time Employment Rate
506	467	92%	393	78%

## Location of Employment

Saskatoon	Regina	Moose Jaw	Prince Albert	Elsewhere in SK	Outside Sask
21%	19%	3%	8%	46%	4%

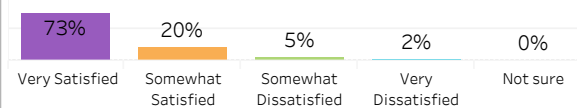
## Average Annual Salary

Overall (\$)	46,307
Full-time Training Related (\$)	50,450

## Salary by Location

	Overall (\$)	Full-time Training Related (\$)
Saskatoon	43,383	49,800
Regina	46,463	49,483
Moose Jaw	48,494	50,259
Prince Albert	44,221	45,507
Elsewhere in SK	46,948	51,352
Alberta	58,047	58,047
British Columbia		
Manitoba	43,333	43,333
Ontario	71,785	71,785
Elsewhere in Canada	69,059	69,059
Outside of Canada	24,000	24,000

## Overall Satisfaction with Program



## Satisfaction with Sask Polytech

Satisfied with the decision to attend Saskpolytech	Recommend program to others	Recommend Saskpolytech to others
96%	93%	96%

## Satisfaction with Campus Facilities & Services

■ Satisfied ■ Dissatisfied ■ Not sure

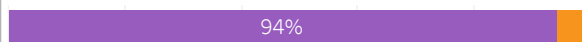
### Campus facilities



### Campus activities



### Instruction delivered



### Student support services



### Educational experience

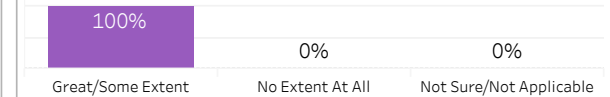


## Relevance of Program to Field of Employment

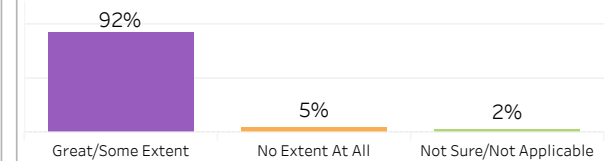


## Program Benefits

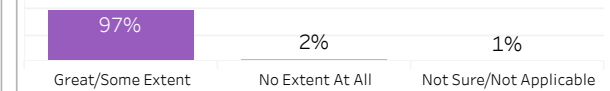
### Skills and knowledge relevant in the workplace



### Improved earning potential



### Improved employment opportunities



## Location of Current Residence

Saskatoon	Regina	Moose Jaw	Prince Albert	Elsewhere in SK	Outside Sask
24%	21%	2%	7%	41%	4%

Institutional Research and Analysis (IR&A)



## 2018-19 Graduate Follow-up Survey Summary of Results (2/2)

Campus: **All**; School: **Health Sciences**; Program: **All**; Credential: **All**; Program Type: **All**

Number of  
Respondents: 526





# 2018-19 Graduate Follow-up Survey

## Summary of Results (1/2)

School: **Health Sciences**; Program: **All**; Campus: **All**; Credential: **All**; Program Type: **Base**

Number of Respondents:  
242

Class of Graduates  
2018-19

Base/Con Ed/Brokered  
Base

School  
Health Sciences

Program  
All

Administering Campus  
All

Credential  
All

Indigenous  
All

### Overall Employment

Available Workforce	# of Grads Employed	Employment Rate	# of Full-time Employed Grads	Full-time Employment Rate
234	231	99%	199	85%

### Training Related Employment

Available Workforce	# of Grads Employed	Employment Rate	# of Full-time Employed Grads	Full-time Employment Rate
234	216	92%	188	80%

### Location of Employment

Saskatoon	Regina	Moose Jaw	Prince Albert	Elsewhere in SK	Outside Sask
29%	28%	3%	13%	25%	3%

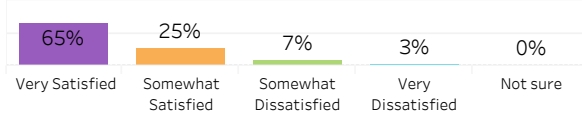
### Average Annual Salary

Overall (\$)	49,494
Full-time Training Related (\$)	53,219

### Salary by Location

	Overall (\$)	Full-time Training Related (\$)
Saskatoon	47,762	52,573
Regina	48,491	53,049
Moose Jaw	45,809	45,809
Prince Albert	42,984	44,767
Elsewhere in SK	55,249	58,475
Alberta	80,000	80,000
Manitoba	43,333	43,333
Outside of Canada	24,000	24,000

### Overall Satisfaction with Program



### Satisfaction with Sask Polytech

Satisfied with the decision to attend Saskpolytech	Recommend program to others	Recommend Saskpolytech to others
95%	90%	95%

### Satisfaction with Campus Facilities & Services

■ Satisfied ■ Dissatisfied ■ Not sure


#### Campus facilities



#### Campus activities



#### Instruction delivered



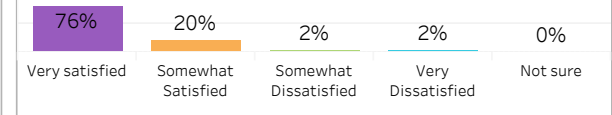
#### Student support services



#### Educational experience

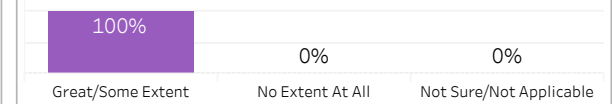


### Relevance of Program to Field of Employment

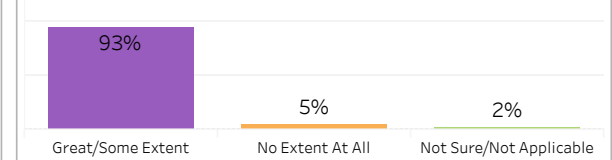


### Program Benefits

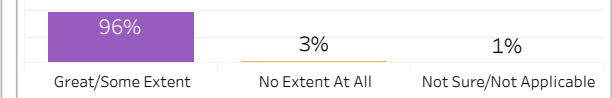
#### Skills and knowledge relevant in the workplace



#### Improved earning potential



#### Improved employment opportunities



### Location of Current Residence

Saskatoon	Regina	Moose Jaw	Prince Albert	Elsewhere in SK	Outside Sask
34%	30%	2%	11%	19%	3%

Institutional Research and Analysis (IR&A)





## 2018-19 Graduate Follow-up Survey Summary of Results (2/2)

Campus: **All**; School: **Health Sciences**; Program: **All**; Credential: **All**; Program Type: **Base**

Number of  
Respondents: 242





## 2018-19 Graduate Follow-up Survey Summary of Results (1/2)

School: **Health Sciences**; Program: **All**; Campus: **All**; Credential: **All**; Program Type: **Con Ed - Sask Polytech Delivered**

Number of Respondents:  
151

Class of Graduates  
2018-19

Base/Con Ed/Brokered  
Con Ed - Sask Polytech D..

School  
Health Sciences

Program  
All

Administering Campus  
All

Credential  
All

Indigenous  
All

### Overall Employment

Available Workforce	# of Grads Employed	Employment Rate	# of Full-time Employed Grads	Full-time Employment Rate
145	142	98%	112	77%

### Training Related Employment

Available Workforce	# of Grads Employed	Employment Rate	# of Full-time Employed Grads	Full-time Employment Rate
145	134	92%	108	74%

### Location of Employment

Saskatoon	Regina	Moose Jaw	Prince Albert	Elsewhere in SK	Outside Sask
21%	11%	4%	4%	54%	5%

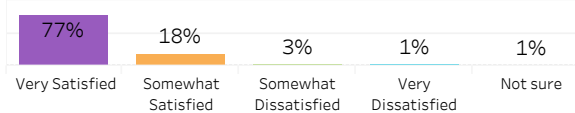
### Average Annual Salary

Overall (\$)	44,687
Full-time Training Related (\$)	49,971

### Salary by Location

	Overall (\$)	Full-time Training Related (\$)
Saskatoon	32,901	41,240
Regina	41,433	42,026
Moose Jaw	44,416	48,250
Prince Albert	50,336	50,336
Elsewhere in SK	47,078	52,038
Alberta	81,900	81,900
British Columbia		
Ontario	71,785	71,785
Elsewhere in Canada	95,000	95,000

### Overall Satisfaction with Program



### Satisfaction with Sask Polytech

Satisfied with the decision to attend Saskpolytech	Recommend program to others	Recommend Saskpolytech to others
97%	93%	98%

### Satisfaction with Campus Facilities & Services

■ Satisfied ■ Dissatisfied ■ Not sure

#### Campus facilities



#### Campus activities



#### Instruction delivered



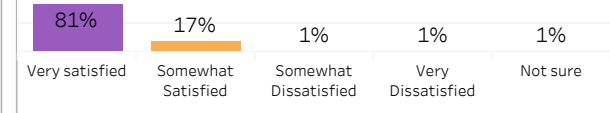
#### Student support services



#### Educational experience




### Relevance of Program to Field of Employment

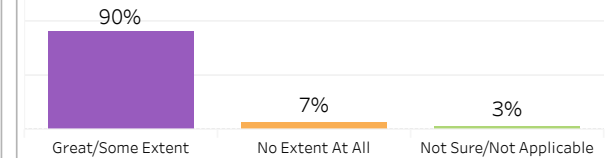


### Program Benefits

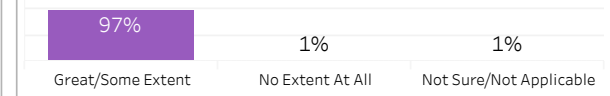
#### Skills and knowledge relevant in the workplace



#### Improved earning potential



#### Improved employment opportunities



### Location of Current Residence

Saskatoon	Regina	Moose Jaw	Prince Albert	Elsewhere in SK	Outside Sask
25%	14%	4%	4%	48%	5%

Institutional Research and Analysis (IR&A)



## 2018-19 Graduate Follow-up Survey Summary of Results (2/2)

Campus: **All**; School: **Health Sciences**; Program: **All**; Credential: **All**; Program Type: **Con Ed - Sask Polytech**  
**Delivered**

Number of  
Respondents: 151





# 2018-19 Graduate Follow-up Survey

## Summary of Results (1/2)

School: **Health Sciences**; Program: **All**; Campus: **All**; Credential: **CERT**; Program Type: **Con Ed - Brokered**

Number of Respondents:  
133

Class of Graduates  
2018-19

Base/Con Ed/Brokered  
Con Ed - Brokered

School  
Health Sciences

Program  
All

Administering Campus  
All

Credential  
All

Indigenous  
All

### Overall Employment

Available Workforce	# of Grads Employed	Employment Rate	# of Full-time Employed Grads	Full-time Employment Rate
127	124	98%	104	82%

### Training Related Employment

Available Workforce	# of Grads Employed	Employment Rate	# of Full-time Employed Grads	Full-time Employment Rate
127	117	92%	97	76%

### Location of Employment

Saskatoon	Regina	Moose Jaw	Prince Albert	Elsewhere in SK	Outside Sask
5%	9%	1%	3%	77%	5%

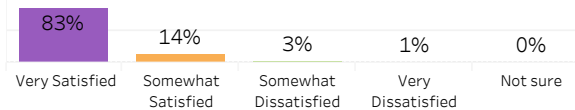
### Average Annual Salary

Overall (\$)	41,660
Full-time Training Related (\$)	45,227

### Salary by Location

	Overall (\$)	Full-time Training Related (\$)
Saskatoon	32,532	38,583
Regina	41,813	41,813
Moose Jaw	85,000	85,000
Prince Albert	45,496	45,496
Elsewhere in SK	41,250	45,394
Alberta	42,779	42,779
Manitoba		
Elsewhere in Canada	43,118	43,118

### Overall Satisfaction with Program



### Satisfaction with Sask Polytech

Satisfied with the decision to attend Saskpolytech	Recommend program to others	Recommend Saskpolytech to others
98%	95%	98%

### Satisfaction with Campus Facilities & Services

■ Satisfied
 ■ Dissatisfied
 ■ Not sure

#### Campus facilities



#### Campus activities



#### Instruction delivered



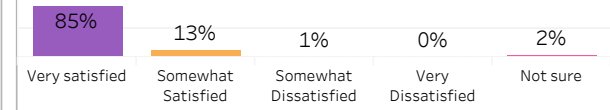
#### Student support services



#### Educational experience

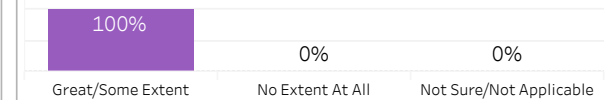


### Relevance of Program to Field of Employment

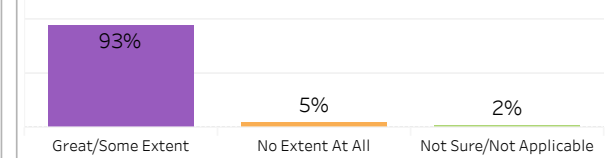


### Program Benefits

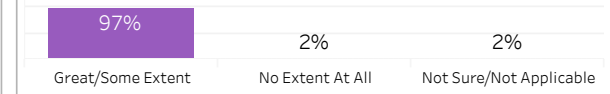
#### Skills and knowledge relevant in the workplace



#### Improved earning potential



#### Improved employment opportunities



### Location of Current Residence

Saskatoon	Regina	Moose Jaw	Prince Albert	Elsewhere in SK	Outside Sask
7%	11%	1%	5%	73%	5%

Institutional Research and Analysis (IR&A)



## 2018-19 Graduate Follow-up Survey Summary of Results (2/2)

Campus: **All**; School: **Health Sciences**; Program: **All**; Credential: **All**; Program Type: **Con Ed - Brokered**

Number of  
Respondents: 133





## 2018-19 Graduate Follow-up Survey Summary of Results (1/2)

School: **Health Sciences**; Program: **Addictions Counselling**; Campus: **Prince Albert**; Credential: **DIP**;  
Program Type: **Base**

Number of Respondents: 8

Class of Graduates  
2018-19

Base/Con Ed/Brokered  
Base

School  
Health Sciences

Program  
Addictions Counselling

Administering Campus  
All

Credential  
All

Indigenous  
All

### Overall Employment

Available Workforce	# of Grads Employed	Employment Rate	# of Full-time Employed Grads	Full-time Employment Rate
8	8	100%	8	100%

### Training Related Employment

Available Workforce	# of Grads Employed	Employment Rate	# of Full-time Employed Grads	Full-time Employment Rate
8	8	100%	8	100%

### Location of Employment

Saskatoon	Regina	Moose Jaw	Prince Albert	Elsewhere in SK	Outside Sask
38%	13%	0%	25%	0%	25%

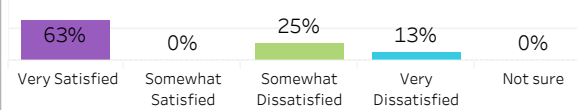
### Average Annual Salary

Overall (\$)	46,728
Full-time Training Related (\$)	46,728

### Salary by Location

	Overall (\$)	Full-time Training Related (\$)
Saskatoon	48,757	48,757
Regina	57,408	57,408
Prince Albert	53,072	53,072
Manitoba	40,000	40,000
Outside of Canada	24,000	24,000

### Overall Satisfaction with Program



### Satisfaction with Sask Polytech

Satisfied with the decision to attend Saskpolytech	Recommend program to others	Recommend Saskpolytech to others
88%	63%	88%

### Satisfaction with Campus Facilities & Services

■ Satisfied ■ Dissatisfied ■ Not sure

#### Campus facilities



#### Campus activities



#### Instruction delivered



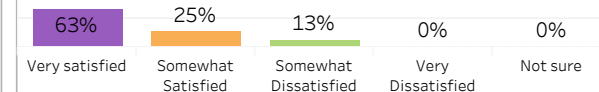
#### Student support services



#### Educational experience

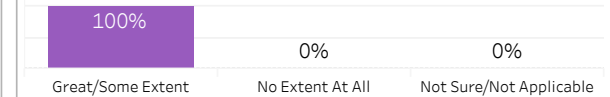


### Relevance of Program to Field of Employment

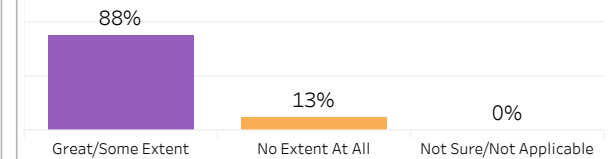


### Program Benefits

#### Skills and knowledge relevant in the workplace



#### Improved earning potential



#### Improved employment opportunities



### Location of Current Residence

Saskatoon	Regina	Prince Albert	Elsewhere in SK	Outside Sask
25%	13%	25%	13%	25%

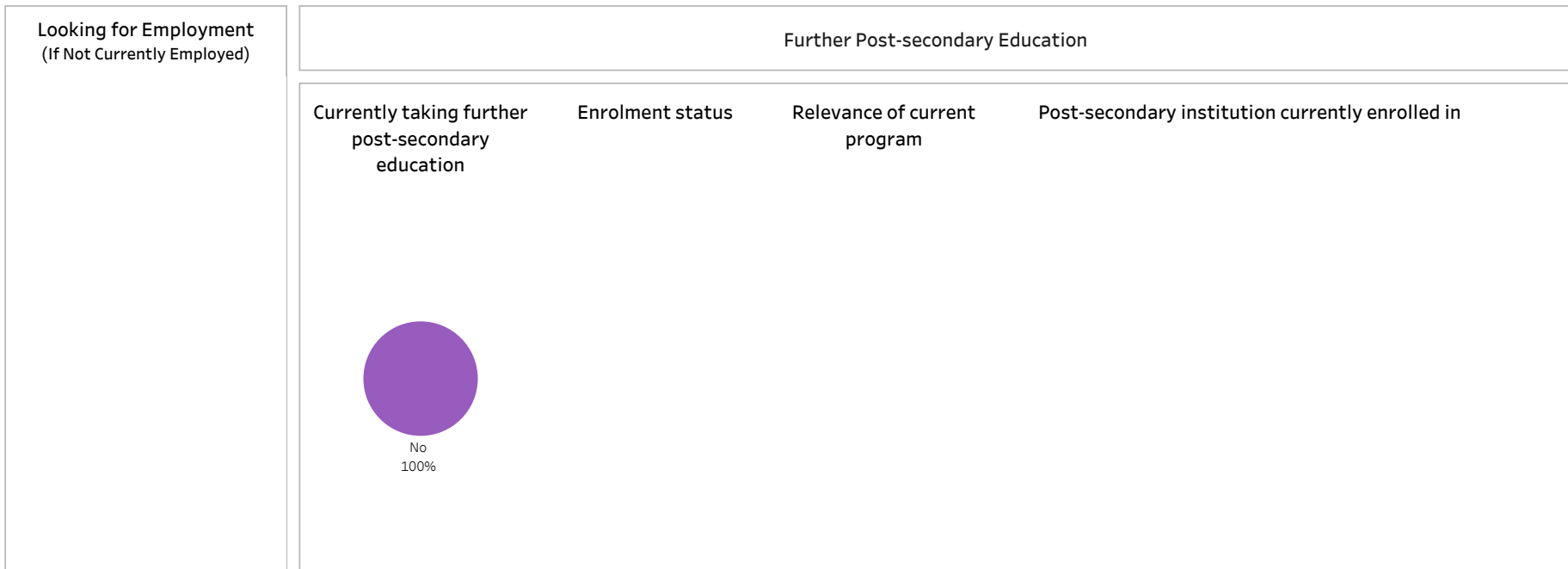
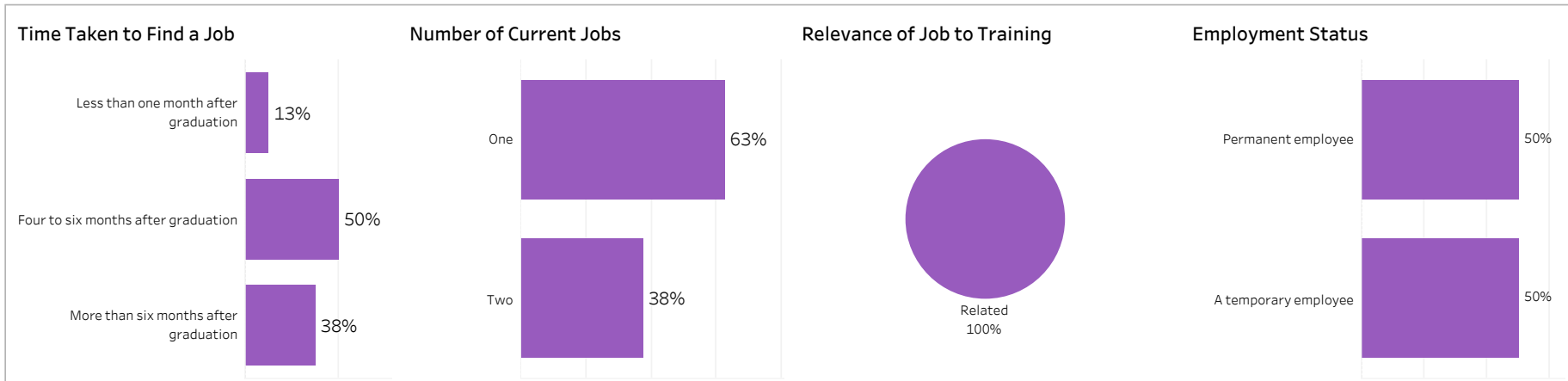
Institutional Research and Analysis (IR&A)



## 2018-19 Graduate Follow-up Survey Summary of Results (2/2)

Campus: **All**; School: **Health Sciences**; Program: **Addictions Counselling**; Credential: **All**; Program Type: **Base**

Number of  
Respondents: 8





## 2018-19 Graduate Follow-up Survey Summary of Results (1/2)

School: **Health Sciences**; Program: **Advanced Care Paramedic**; Campus: **Regina**; Credential: **DIP**; Program Type: **Base**

Number of Respondents: 2

Class of Graduates  
2018-19

Base/Con Ed/Brokered  
Base

School  
Health Sciences

Program  
Advanced Care Paramed..

Administering Campus  
Regina

Credential  
All

Indigenous  
All

### Overall Employment

Available Workforce	# of Grads Employed	Employment Rate	# of Full-time Employed Grads	Full-time Employment Rate
2	2	100%	2	100%

### Training Related Employment

Available Workforce	# of Grads Employed	Employment Rate	# of Full-time Employed Grads	Full-time Employment Rate
2	2	100%	2	100%

### Location of Employment

Saskatoon	Regina	Moose Jaw	Prince Albert	Elsewhere in SK	Outside Sask
0%	100%	0%	0%	0%	0%

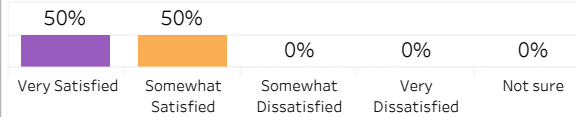
### Average Annual Salary

Overall (\$)	98,855
Full-time Training Related (\$)	98,855

### Salary by Location

	Overall (\$)	Full-time Training Related (\$)
Regina	98,855	98,855

### Overall Satisfaction with Program



### Satisfaction with Sask Polytech

Satisfied with the decision to attend Saskpolytech	Recommend program to others	Recommend Saskpolytech to others
100%	100%	100%

### Satisfaction with Campus Facilities & Services

■ Satisfied
 ■ Dissatisfied
 ■ Not sure

#### Campus facilities



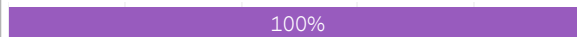
#### Campus activities



#### Instruction delivered



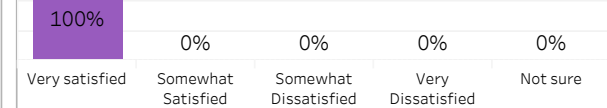
#### Student support services



#### Educational experience

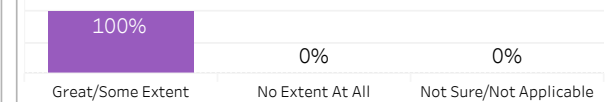


### Relevance of Program to Field of Employment

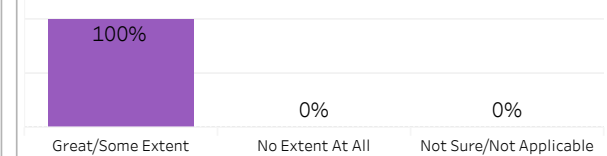


### Program Benefits

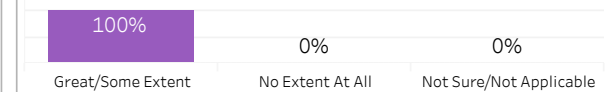
#### Skills and knowledge relevant in the workplace



#### Improved earning potential



#### Improved employment opportunities



### Location of Current Residence

Regina
100%

Institutional Research and Analysis (IR&A)

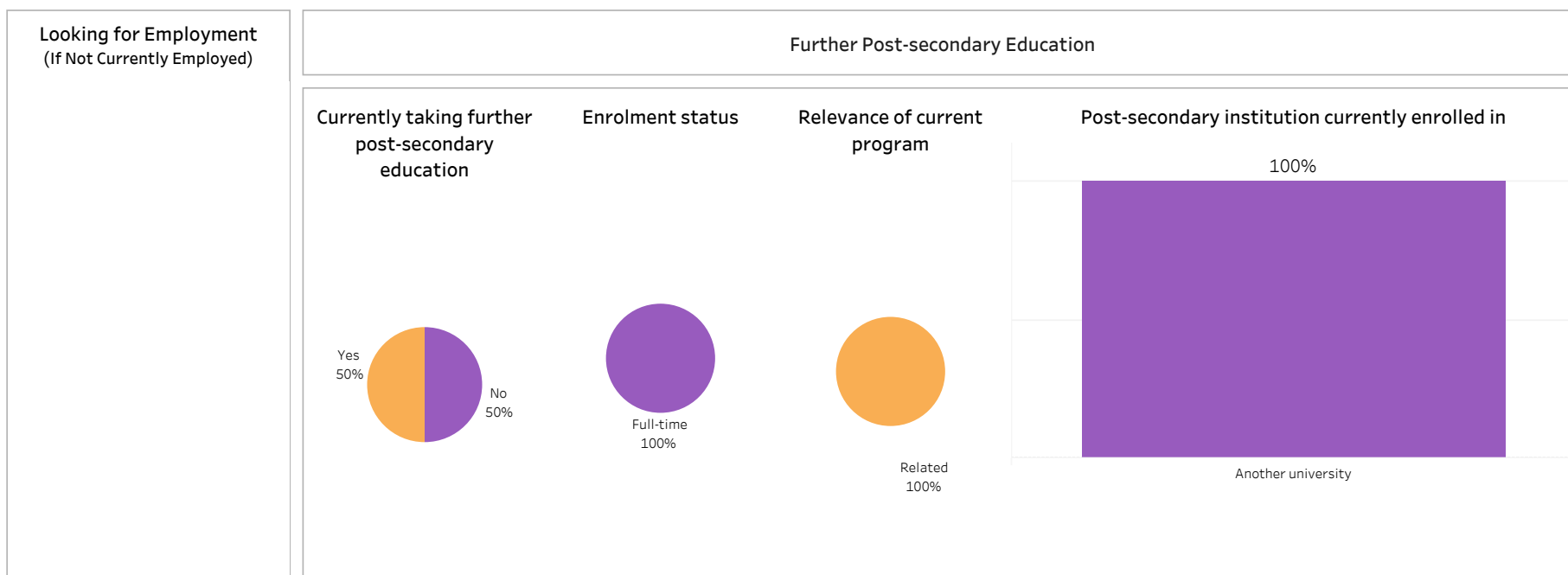
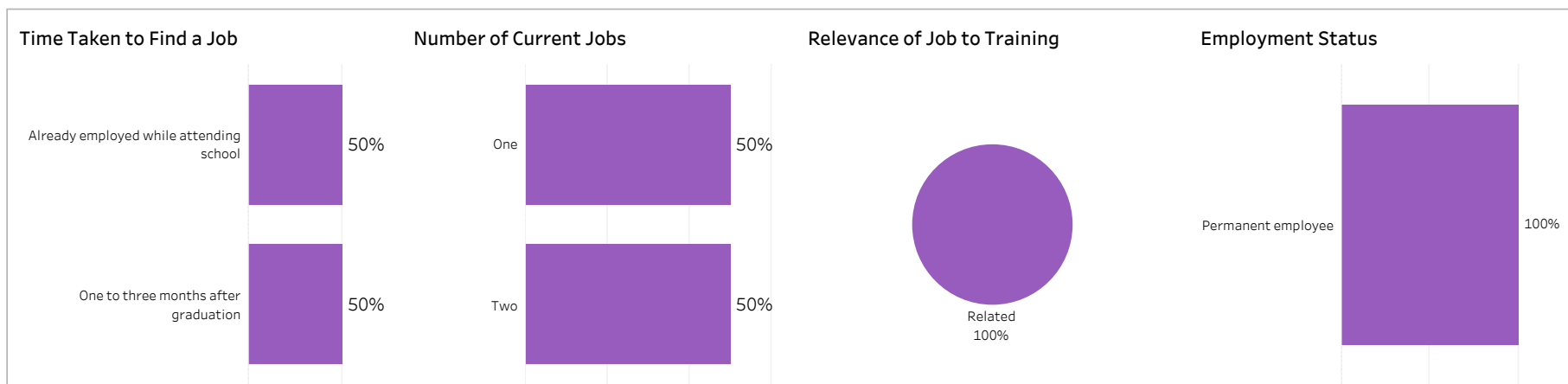




## 2018-19 Graduate Follow-up Survey Summary of Results (2/2)

Campus: **Regina**; School: **Health Sciences**; Program: **Advanced Care Paramedic**; Credential: **All**; Program Type: **Base**

Number of  
Respondents: 2





## 2018-19 Graduate Follow-up Survey Summary of Results (1/2)

School: **Health Sciences**; Program: **Advanced Care Paramedic**; Campus: **Saskatoon**; Credential: **DIP**;  
Program Type: **Base**

Number of Respondents: 8

Class of Graduates  
2018-19

Base/Con Ed/Brokered  
Base

School  
Health Sciences

Program  
Advanced Care Paramed..

Administering Campus  
Saskatoon

Credential  
All

Indigenous  
All

### Overall Employment

Available Workforce	# of Grads Employed	Employment Rate	# of Full-time Employed Grads	Full-time Employment Rate
8	8	100%	8	100%

### Training Related Employment

Available Workforce	# of Grads Employed	Employment Rate	# of Full-time Employed Grads	Full-time Employment Rate
8	8	100%	8	100%

### Location of Employment

Saskatoon	Regina	Moose Jaw	Prince Albert	Elsewhere in SK	Outside Sask
38%	0%	13%	0%	50%	0%

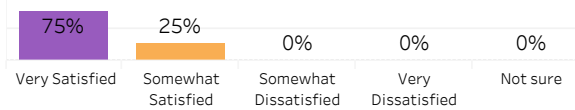
### Average Annual Salary

Overall (\$)	74,527
Full-time Training Related (\$)	74,527

### Salary by Location

	Overall (\$)	Full-time Training Related (\$)
Saskatoon	79,962	79,962
Moose Jaw	46,800	46,800
Elsewhere in SK	78,333	78,333

### Overall Satisfaction with Program



### Satisfaction with Sask Polytech

Satisfied with the decision to attend Saskpolytech	Recommend program to others	Recommend Saskpolytech to others
100%	100%	100%

### Satisfaction with Campus Facilities & Services

■ Satisfied
 ■ Dissatisfied
 ■ Not sure

#### Campus facilities



#### Campus activities



#### Instruction delivered



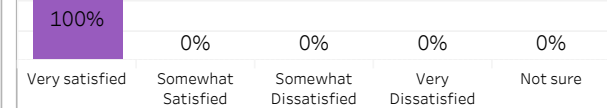
#### Student support services



#### Educational experience

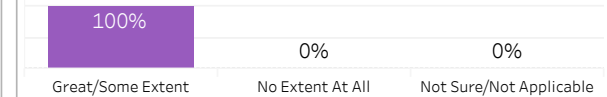


### Relevance of Program to Field of Employment

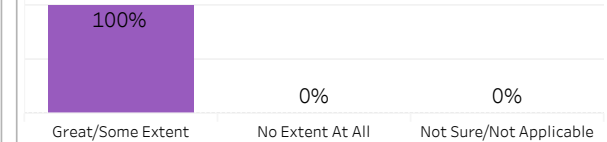


### Program Benefits

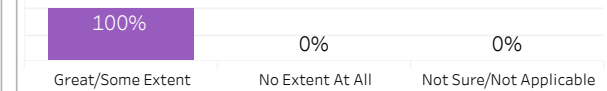
#### Skills and knowledge relevant in the workplace



#### Improved earning potential



#### Improved employment opportunities



### Location of Current Residence

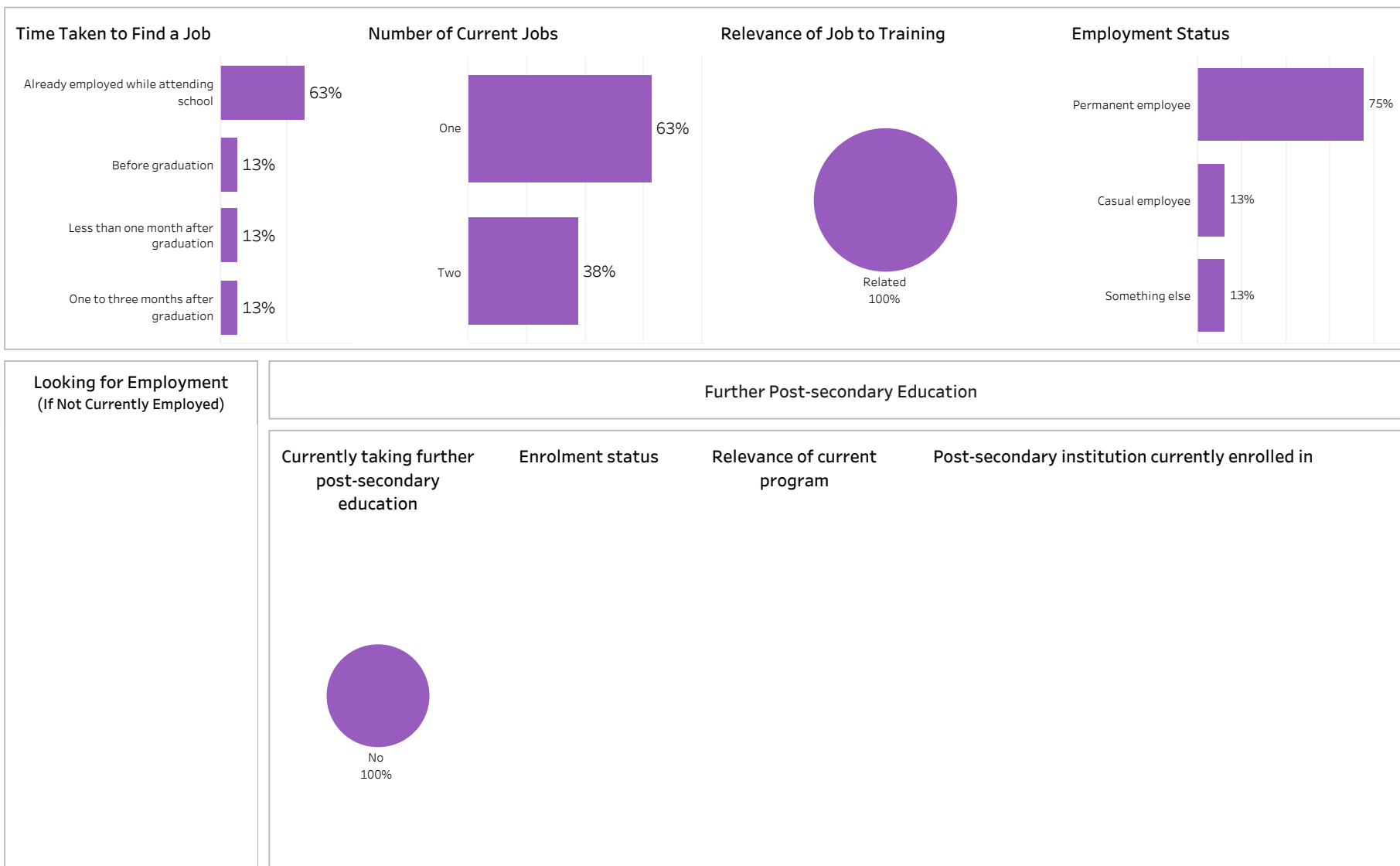
Saskatoon	Moose Jaw	Elsewhere in SK
50%	13%	38%



## 2018-19 Graduate Follow-up Survey Summary of Results (2/2)

Campus: **Saskatoon**; School: **Health Sciences**; Program: **Advanced Care Paramedic**; Credential: **All**; Program Type: **Base**

Number of  
Respondents: 8





## 2018-19 Graduate Follow-up Survey Summary of Results (1/2)

School: **Health Sciences**; Program: **Combined Lab/XRay Technology**; Campus: **Saskatoon**; Credential: **DIP**;  
Program Type: **Base**

Number of Respondents: 6

Class of Graduates  
2018-19

Base/Con Ed/Brokered  
Base

School  
Health Sciences

Program  
Combined Lab/XRay Tec..

Administering Campus  
All

Credential  
All

Indigenous  
All

### Overall Employment

Available Workforce	# of Grads Employed	Employment Rate	# of Full-time Employed Grads	Full-time Employment Rate
6	6	100%	5	83%

### Training Related Employment

Available Workforce	# of Grads Employed	Employment Rate	# of Full-time Employed Grads	Full-time Employment Rate
6	6	100%	5	83%

### Location of Employment

Saskatoon	Regina	Moose Jaw	Prince Albert	Elsewhere in SK	Outside Sask
0%	0%	0%	0%	100%	0%

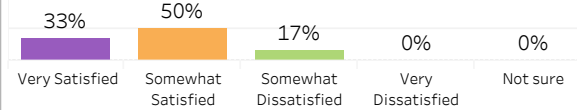
### Average Annual Salary

Overall (\$)	53,284
Full-time Training Related (\$)	60,015

### Salary by Location

	Overall (\$)	Full-time Training Related (\$)
Elsewhere in SK	53,284	60,015

### Overall Satisfaction with Program



### Satisfaction with Sask Polytech

Satisfied with the decision to attend Saskpolytech	Recommend program to others	Recommend Saskpolytech to others
100%	100%	67%

### Satisfaction with Campus Facilities & Services

■ Satisfied ■ Dissatisfied ■ Not sure

#### Campus facilities



#### Campus activities



#### Instruction delivered



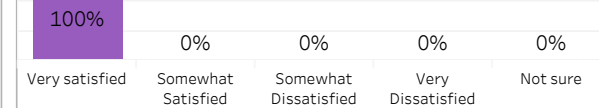
#### Student support services



#### Educational experience

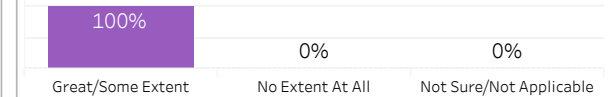


### Relevance of Program to Field of Employment

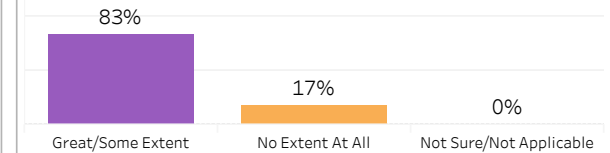


### Program Benefits

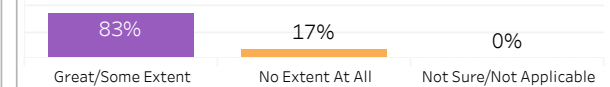
#### Skills and knowledge relevant in the workplace



#### Improved earning potential



#### Improved employment opportunities



### Location of Current Residence



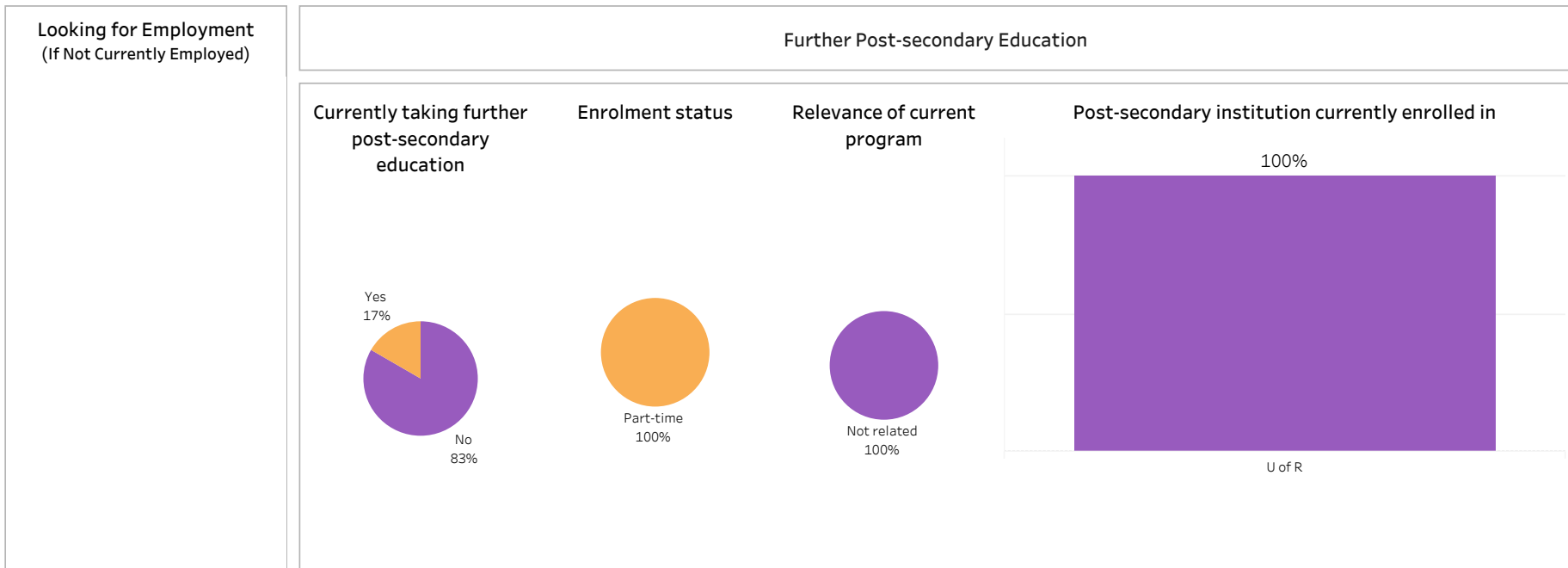
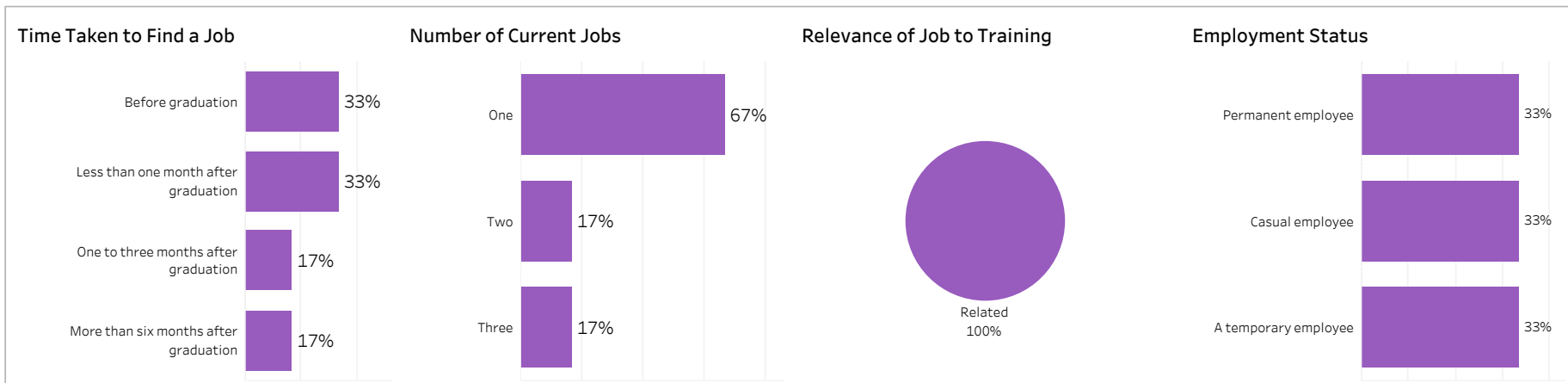
Institutional Research and Analysis (IR&A)



## 2018-19 Graduate Follow-up Survey Summary of Results (2/2)

Campus: **All**; School: **Health Sciences**; Program: **Combined Lab/XRay Technology**; Credential: **All**; Program Type: **Base**

Number of  
Respondents: 6





## 2018-19 Graduate Follow-up Survey Summary of Results (1/2)

School: **Health Sciences**; Program: **Community Paramedic**; Campus: **Saskatoon**; Credential: **ACERT**;  
Program Type: **Con Ed - Sask Polytech Delivered**

Number of Respondents: 8

Class of Graduates  
2018-19

Base/Con Ed/Brokered  
Con Ed - Sask Polytech D..

School  
Health Sciences

Program  
Community Paramedic

Administering Campus  
All

Credential  
All

Indigenous  
All

### Overall Employment

Available Workforce	# of Grads Employed	Employment Rate	# of Full-time Employed Grads	Full-time Employment Rate
8	8	100%	8	100%

### Training Related Employment

Available Workforce	# of Grads Employed	Employment Rate	# of Full-time Employed Grads	Full-time Employment Rate
8	8	100%	8	100%

### Location of Employment

Saskatoon	Regina	Moose Jaw	Prince Albert	Elsewhere in SK	Outside Sask
0%	13%	0%	0%	50%	38%

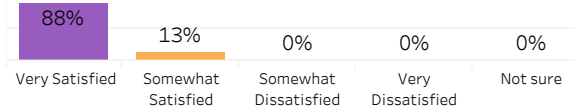
### Average Annual Salary

Overall (\$)	95,000
Full-time Training Related (\$)	95,000

### Salary by Location

	Overall (\$)	Full-time Training Related (\$)
Regina	82,000	82,000
Elsewhere in SK	99,333	99,333
Ontario	95,000	95,000
Elsewhere in Canada	95,000	95,000

### Overall Satisfaction with Program



### Satisfaction with Sask Polytech

Satisfied with the decision to attend Saskpolytech	Recommend program to others	Recommend Saskpolytech to others
100%	88%	100%

### Satisfaction with Campus Facilities & Services

■ Satisfied
 ■ Dissatisfied
 ■ Not sure

#### Campus facilities



#### Campus activities



#### Instruction delivered



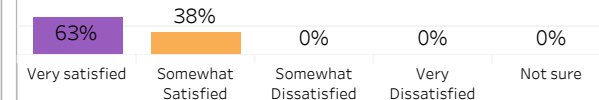
#### Student support services



#### Educational experience

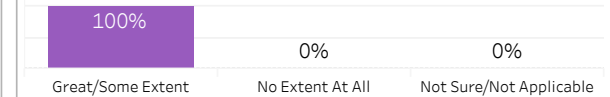


### Relevance of Program to Field of Employment

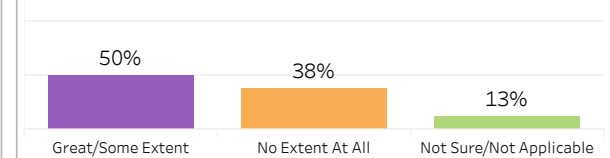


### Program Benefits

#### Skills and knowledge relevant in the workplace



#### Improved earning potential



#### Improved employment opportunities



### Location of Current Residence

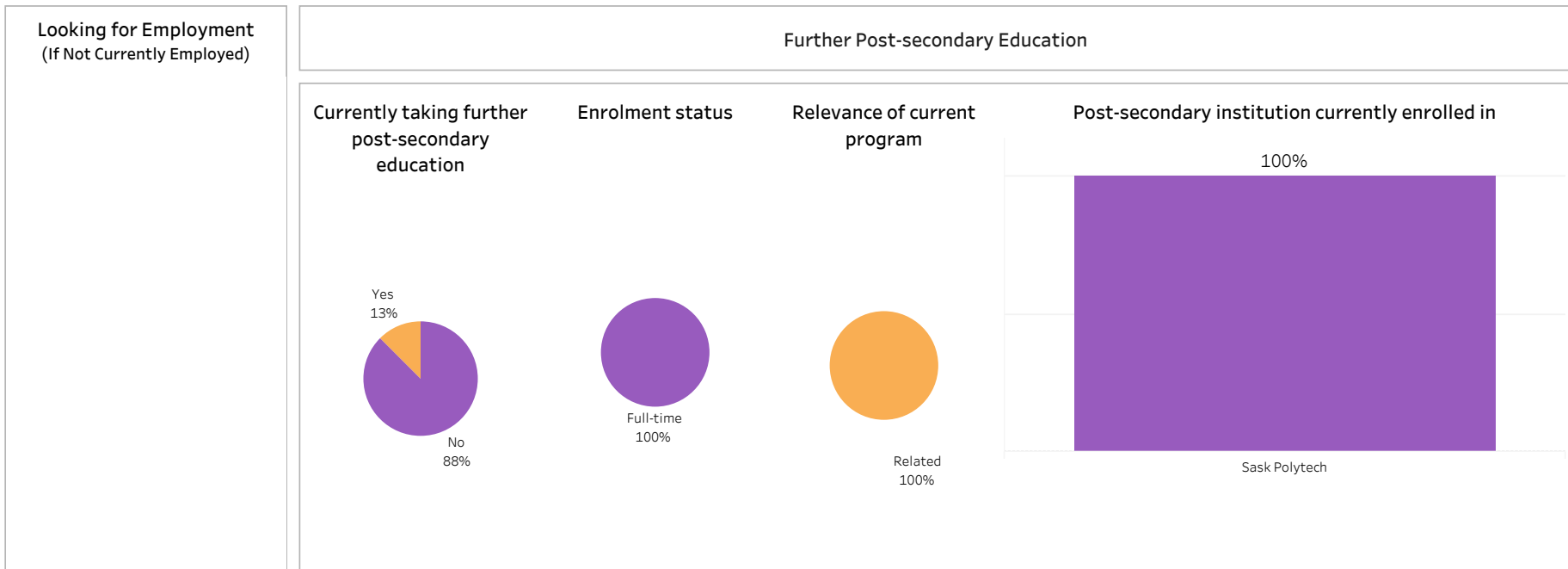
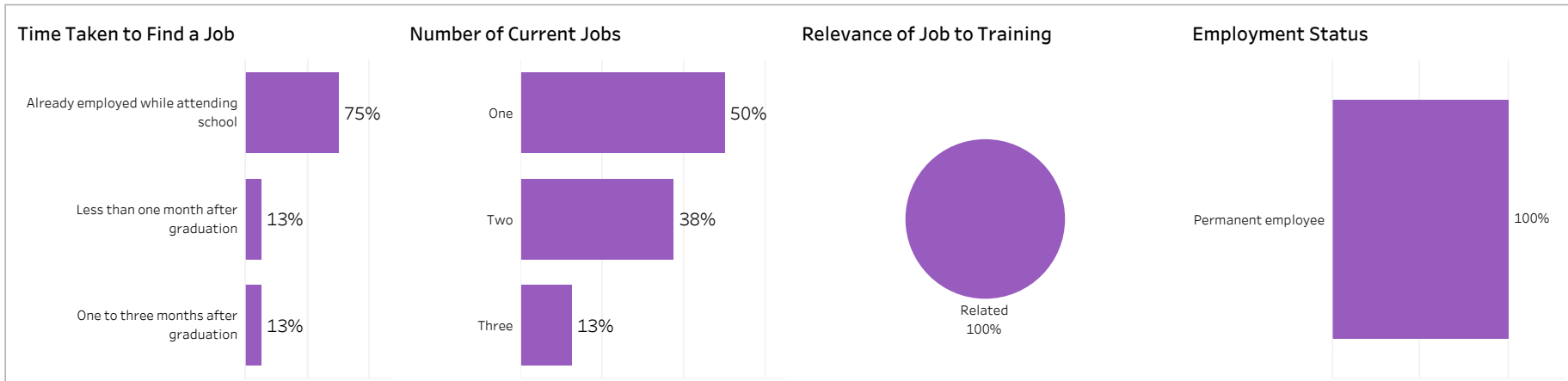
Elsewhere in SK	Outside Sask
63%	38%



## 2018-19 Graduate Follow-up Survey Summary of Results (2/2)

Campus: **All**; School: **Health Sciences**; Program: **Community Paramedic**; Credential: **All**; Program Type: **Con Ed - Sask Polytech Delivered**

Number of  
Respondents: 8





# 2018-19 Graduate Follow-up Survey Summary of Results (1/2)

School: **Health Sciences**; Program: **Continuing Care Assistant**; Campus: **Prince Albert**; Credential: **CERT**;  
Program Type: **Base**

Number of Respondents:  
24

Class of Graduates: 2018-19  
Base/Con Ed/Brokered: Base  
School: Health Sciences  
Program: Continuing Care Assista..  
Administering Campus: Prince Albert  
Credential: All  
Indigenous: All

## Overall Employment

Available Workforce	# of Grads Employed	Employment Rate	# of Full-time Employed Grads	Full-time Employment Rate
24	24	100%	19	79%

## Training Related Employment

Available Workforce	# of Grads Employed	Employment Rate	# of Full-time Employed Grads	Full-time Employment Rate
24	22	92%	18	75%

## Location of Employment

Saskatoon	Regina	Moose Jaw	Prince Albert	Elsewhere in SK	Outside Sask
0%	0%	0%	88%	13%	0%

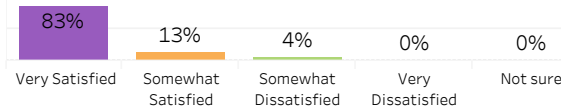
## Average Annual Salary

Overall (\$)	38,454
Full-time Training Related (\$)	40,319

## Salary by Location

	Overall (\$)	Full-time Training Related (\$)
Prince Albert	38,766	41,136
Elsewhere in SK	37,050	37,050

## Overall Satisfaction with Program



## Satisfaction with Sask Polytech

Satisfied with the decision to attend Saskpolytech	Recommend program to others	Recommend Saskpolytech to others
100%	100%	100%

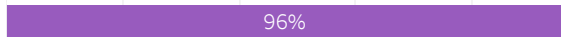
## Satisfaction with Campus Facilities & Services

Legend: Satisfied (Purple), Dissatisfied (Orange), Not sure (Pink)

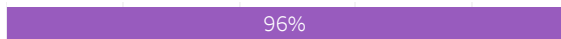
### Campus facilities




### Campus activities



### Instruction delivered



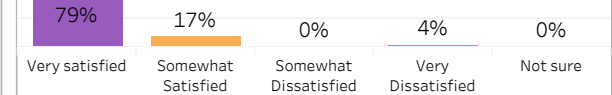
### Student support services



### Educational experience

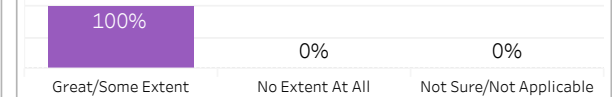


## Relevance of Program to Field of Employment

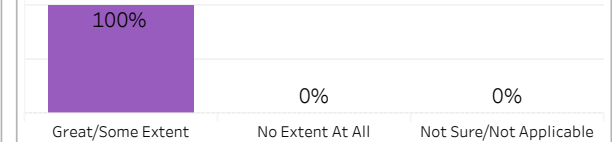


## Program Benefits

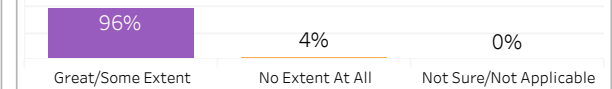
### Skills and knowledge relevant in the workplace



### Improved earning potential



### Improved employment opportunities



## Location of Current Residence

Prince Albert	Elsewhere in SK
88%	13%

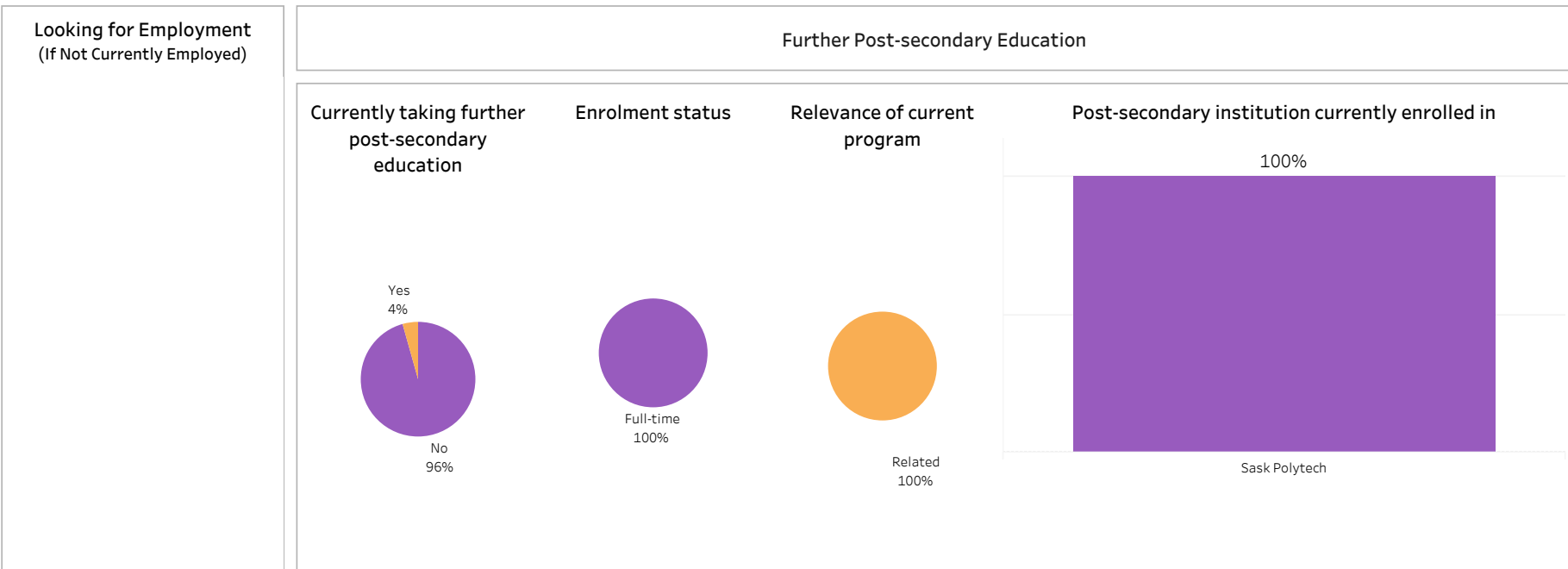
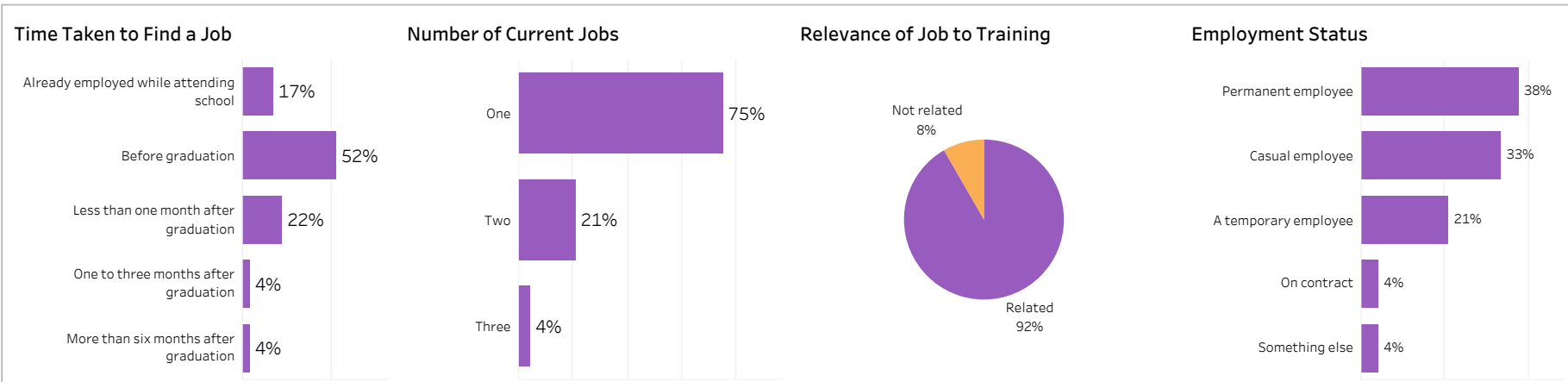




## 2018-19 Graduate Follow-up Survey Summary of Results (2/2)

Campus: **Prince Albert**; School: **Health Sciences**; Program: **Continuing Care Assistant**; Credential: **All**;  
Program Type: **Base**

Number of  
Respondents: 24



Institutional Research and Analysis (IR&A)



## 2018-19 Graduate Follow-up Survey Summary of Results (1/2)

School: **Health Sciences**; Program: **Continuing Care Assistant**; Campus: **Prince Albert**; Credential: **CERT**;  
Program Type: **Con Ed - Sask Polytech Delivered**

Number of Respondents:  
21

Class of Graduates: 2018-19  
Base/Con Ed/Brokered: Con Ed - Sask Polytech D..  
School: Health Sciences  
Program: Continuing Care Assista..  
Administering Campus: Prince Albert  
Credential: All  
Indigenous: All

### Overall Employment

Available Workforce	# of Grads Employed	Employment Rate	# of Full-time Employed Grads	Full-time Employment Rate
21	21	100%	15	71%

### Training Related Employment

Available Workforce	# of Grads Employed	Employment Rate	# of Full-time Employed Grads	Full-time Employment Rate
21	19	90%	14	67%

### Location of Employment

Saskatoon	Regina	Moose Jaw	Prince Albert	Elsewhere in SK	Outside Sask
0%	5%	0%	30%	65%	0%

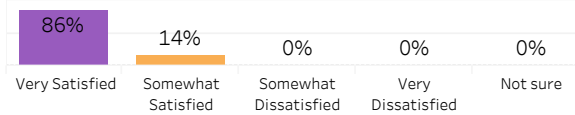
### Average Annual Salary

Overall (\$)	41,077
Full-time Training Related (\$)	44,657

### Salary by Location

	Overall (\$)	Full-time Training Related (\$)
Regina	40,000	40,000
Prince Albert	50,336	50,336
Elsewhere in SK	38,897	42,981

### Overall Satisfaction with Program



### Satisfaction with Sask Polytech

Satisfied with the decision to attend Saskpolytech	Recommend program to others	Recommend Saskpolytech to others
100%	100%	100%

### Satisfaction with Campus Facilities & Services

■ Satisfied
 ■ Dissatisfied
 ■ Not sure

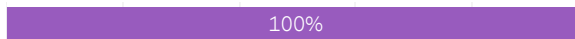
#### Campus facilities



#### Campus activities



#### Instruction delivered



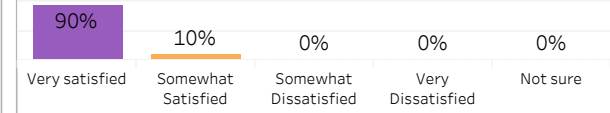
#### Student support services



#### Educational experience

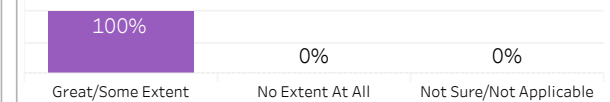


### Relevance of Program to Field of Employment

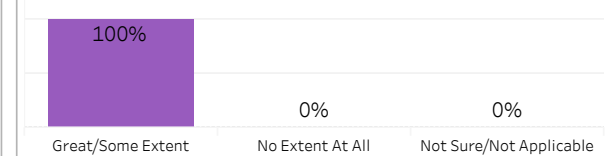


### Program Benefits

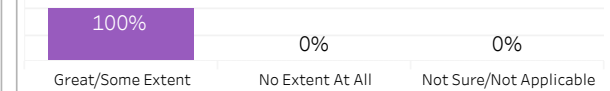
#### Skills and knowledge relevant in the workplace



#### Improved earning potential



#### Improved employment opportunities



### Location of Current Residence

Saskatoon	Regina	Prince Albert	Elsewhere in SK
10%	5%	29%	57%

Institutional Research and Analysis (IR&A)

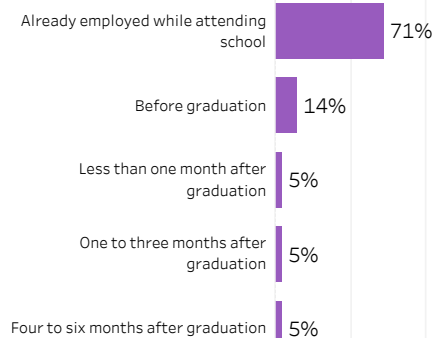


## 2018-19 Graduate Follow-up Survey Summary of Results (2/2)

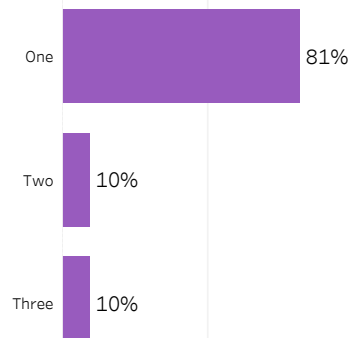
Campus: **Prince Albert**; School: **Health Sciences**; Program: **Continuing Care Assistant**; Credential: **All**;  
Program Type: **Con Ed - Sask Polytech Delivered**

Number of  
Respondents: 21

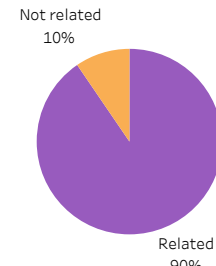
### Time Taken to Find a Job



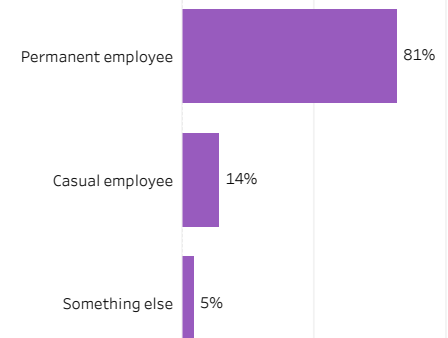
### Number of Current Jobs



### Relevance of Job to Training



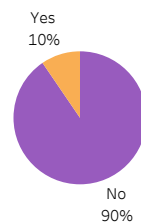
### Employment Status



### Looking for Employment (If Not Currently Employed)

### Further Post-secondary Education


#### Currently taking further post-secondary education



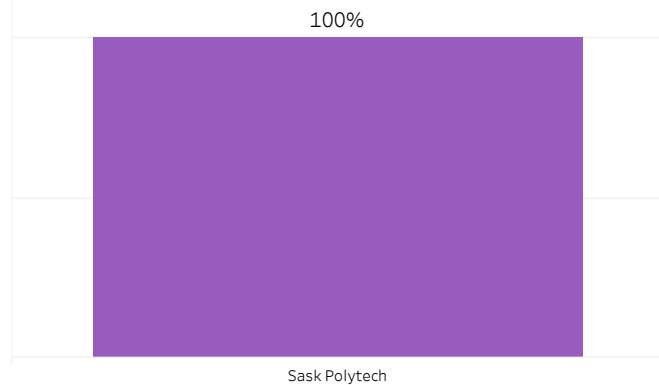
#### Enrolment status



#### Relevance of current program



#### Post-secondary institution currently enrolled in





# 2018-19 Graduate Follow-up Survey Summary of Results (1/2)

School: **Health Sciences**; Program: **Continuing Care Assistant**; Campus: **Prince Albert**; Credential: **CERT**;  
Program Type: **Con Ed - Brokered**

Number of Respondents:  
55

Class of Graduates: 2018-19  
Base/Con Ed/Brokered: Con Ed - Brokered  
School: Health Sciences  
Program: Continuing Care Assista..  
Administering Campus: Prince Albert  
Credential: All  
Indigenous: All

## Overall Employment

Available Workforce	# of Grads Employed	Employment Rate	# of Full-time Employed Grads	Full-time Employment Rate
54	51	94%	41	76%

## Training Related Employment

Available Workforce	# of Grads Employed	Employment Rate	# of Full-time Employed Grads	Full-time Employment Rate
54	47	87%	37	69%

## Location of Employment

Saskatoon	Regina	Moose Jaw	Prince Albert	Elsewhere in SK	Outside Sask
2%	2%	0%	6%	82%	8%

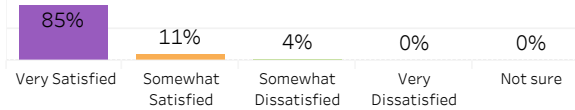
## Average Annual Salary

Overall (\$)	39,015
Full-time Training Related (\$)	43,264

## Salary by Location

	Overall (\$)	Full-time Training Related (\$)
Saskatoon	39,600	39,600
Regina		
Prince Albert	41,662	41,662
Elsewhere in SK	38,376	43,695
Alberta	42,779	42,779

## Overall Satisfaction with Program



## Satisfaction with Sask Polytech

Satisfied with the decision to attend Saskpolytech	Recommend program to others	Recommend Saskpolytech to others
98%	98%	100%

## Satisfaction with Campus Facilities & Services

■ Satisfied
 ■ Dissatisfied
 ■ Not sure

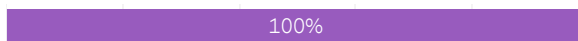
### Campus facilities



### Campus activities



### Instruction delivered



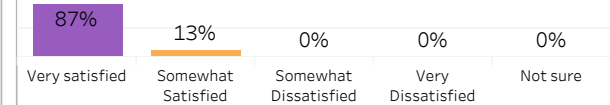
### Student support services



### Educational experience

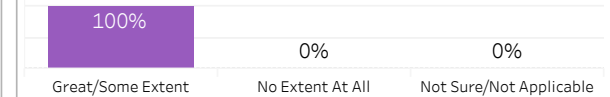


## Relevance of Program to Field of Employment

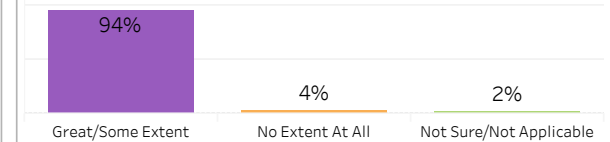


## Program Benefits

### Skills and knowledge relevant in the workplace



### Improved earning potential



### Improved employment opportunities



## Location of Current Residence

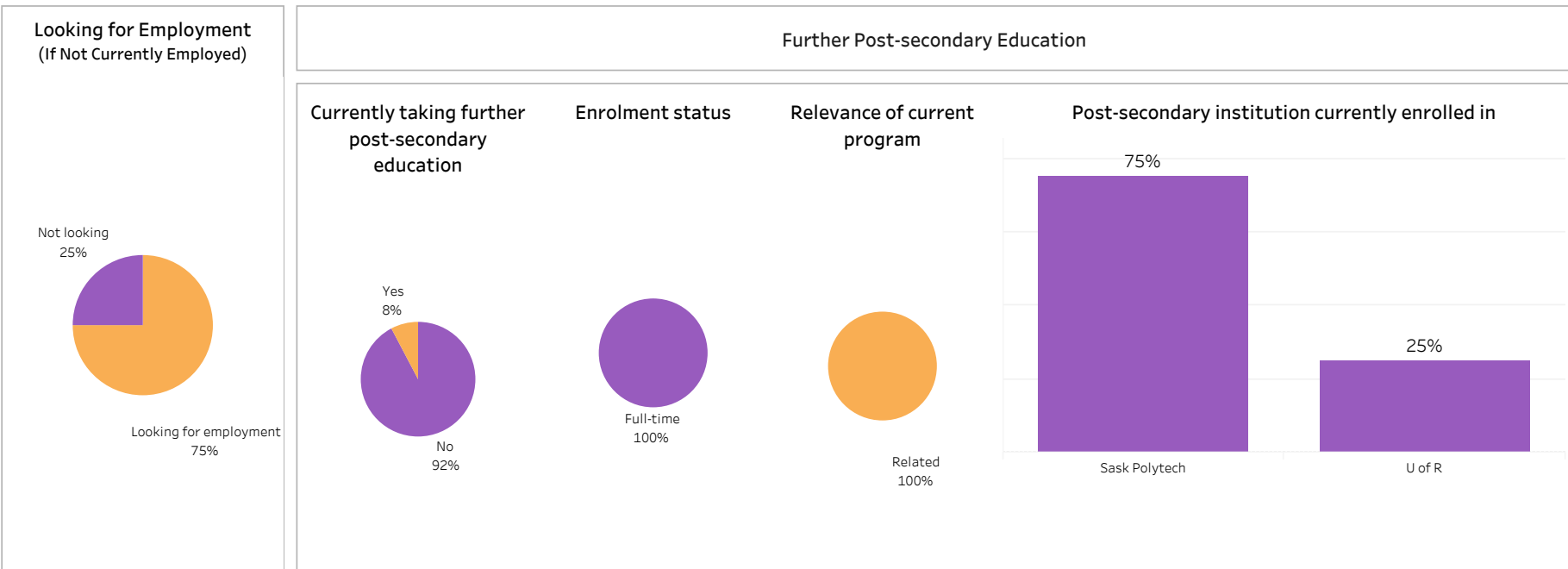
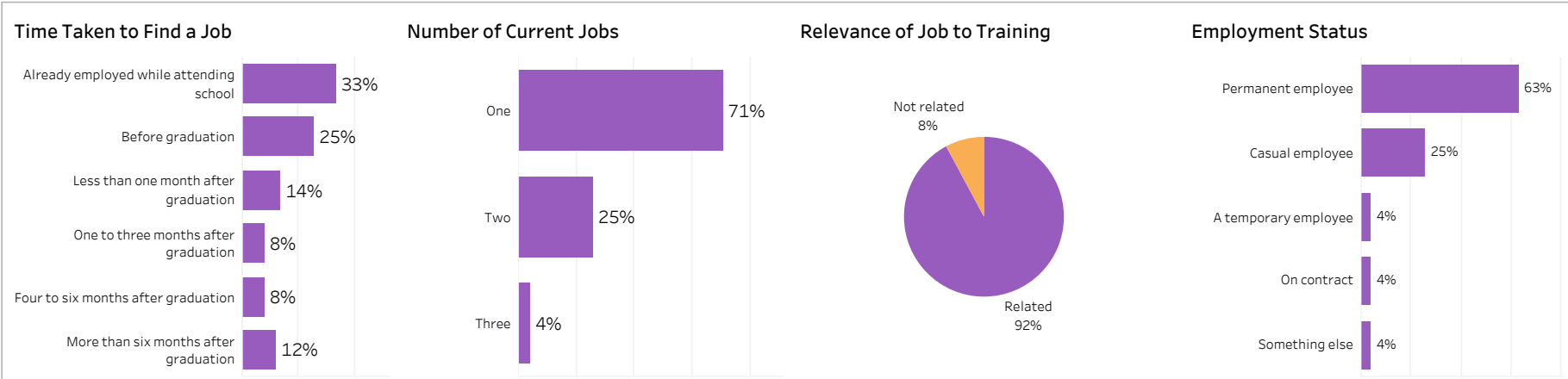
Saskatoon	Regina	Prince Albert	Elsewhere in SK	Outside Sask
4%	2%	9%	78%	7%



## 2018-19 Graduate Follow-up Survey Summary of Results (2/2)

Campus: **Prince Albert**; School: **Health Sciences**; Program: **Continuing Care Assistant**; Credential: **All**;  
Program Type: **Con Ed - Brokered**

Number of  
Respondents: 55



Institutional Research and Analysis (IR&A)



## 2018-19 Graduate Follow-up Survey Summary of Results (1/2)

School: **Health Sciences**; Program: **Continuing Care Assistant**; Campus: **Regina**; Credential: **CERT**; Program Type: **Base**

Number of Respondents:  
26

Class of Graduates  
2018-19

Base/Con Ed/Brokered  
Base

School  
Health Sciences

Program  
Continuing Care Assista..

Administering Campus  
Regina

Credential  
All

Indigenous  
All

### Overall Employment

Available Workforce	# of Grads Employed	Employment Rate	# of Full-time Employed Grads	Full-time Employment Rate
24	23	96%	19	79%

### Training Related Employment

Available Workforce	# of Grads Employed	Employment Rate	# of Full-time Employed Grads	Full-time Employment Rate
24	21	88%	18	75%

### Location of Employment

Saskatoon	Regina	Moose Jaw	Prince Albert	Elsewhere in SK	Outside Sask
0%	83%	4%	0%	13%	0%

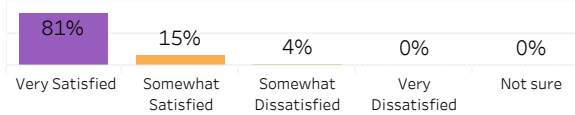
### Average Annual Salary

Overall (\$)	36,235
Full-time Training Related (\$)	40,150

### Salary by Location

	Overall (\$)	Full-time Training Related (\$)
Regina	32,642	37,371
Moose Jaw	18,200	18,200
Elsewhere in SK	53,026	53,026

### Overall Satisfaction with Program



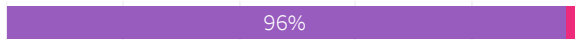
### Satisfaction with Sask Polytech

Satisfied with the decision to attend Saskpolytech	Recommend program to others	Recommend Saskpolytech to others
96%	100%	100%

### Satisfaction with Campus Facilities & Services

■ Satisfied
 ■ Dissatisfied
 ■ Not sure

#### Campus facilities



#### Campus activities



#### Instruction delivered



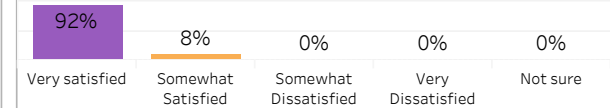
#### Student support services



#### Educational experience

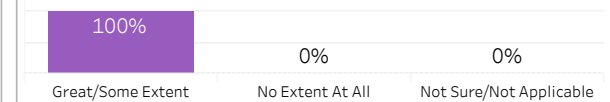


### Relevance of Program to Field of Employment

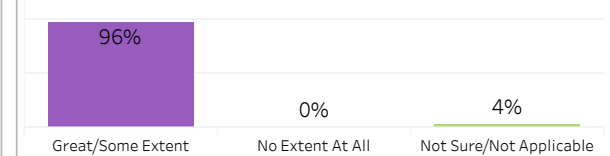


### Program Benefits

#### Skills and knowledge relevant in the workplace



#### Improved earning potential



#### Improved employment opportunities



### Location of Current Residence

Regina	Moose Jaw	Elsewhere in SK	Outside Sask
77%	4%	15%	4%

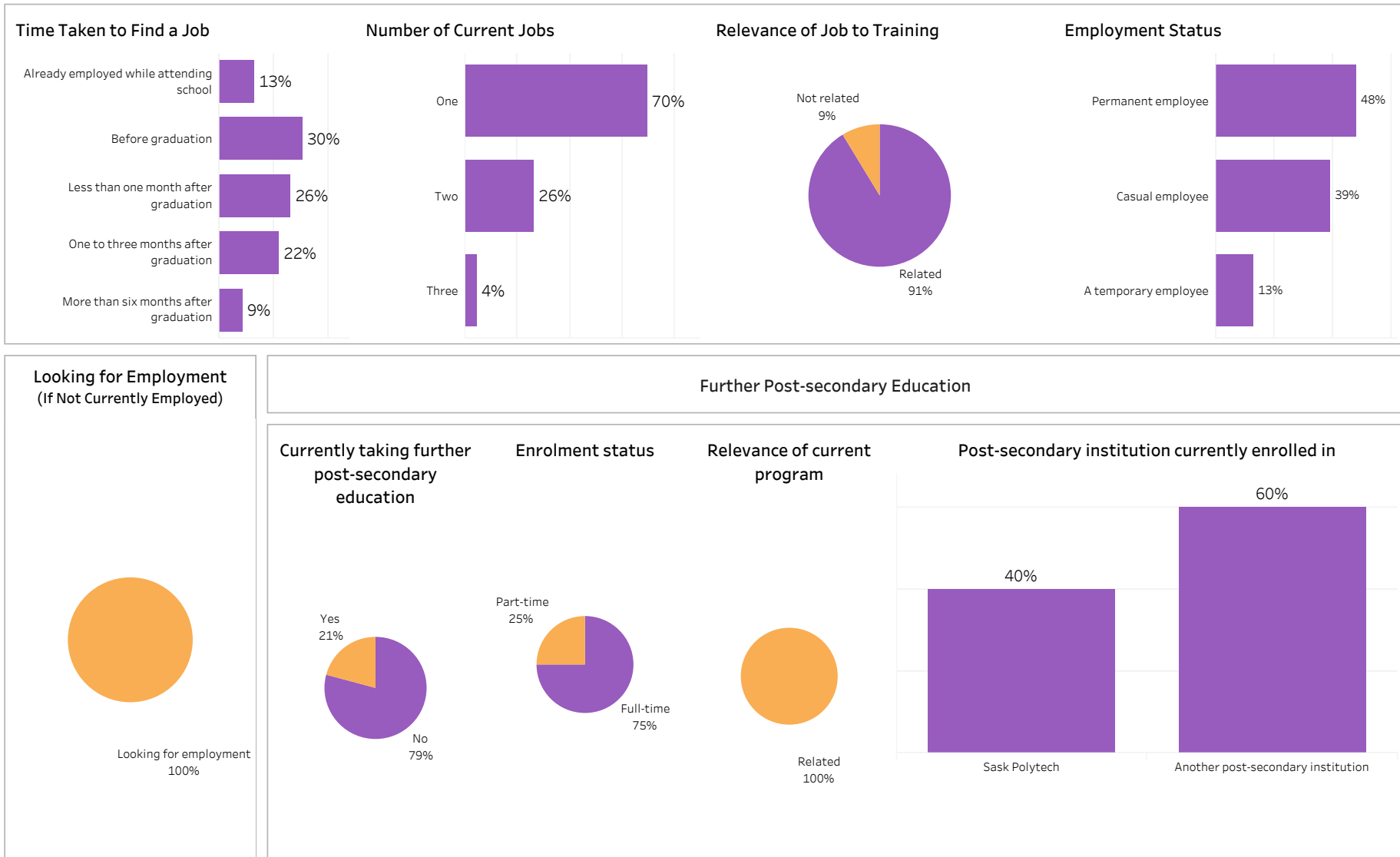
Institutional Research and Analysis (IR&A)



## 2018-19 Graduate Follow-up Survey Summary of Results (2/2)

Campus: **Regina**; School: **Health Sciences**; Program: **Continuing Care Assistant**; Credential: **All**; Program Type: **Base**

Number of  
Respondents: 26



Institutional Research and Analysis (IR&A)



## 2018-19 Graduate Follow-up Survey Summary of Results (1/2)

School: **Health Sciences**; Program: **Continuing Care Assistant**; Campus: **Regina**; Credential: **CERT**; Program Type: **Con Ed - Sask Polytech Delivered**

Number of Respondents:  
47

Class of Graduates  
2018-19

Base/Con Ed/Brokered  
Con Ed - Sask Polytech D..

School  
Health Sciences

Program  
Continuing Care Assista..

Administering Campus  
Regina

Credential  
All

Indigenous  
All

### Overall Employment

Available Workforce	# of Grads Employed	Employment Rate	# of Full-time Employed Grads	Full-time Employment Rate
44	43	98%	37	84%

### Training Related Employment

Available Workforce	# of Grads Employed	Employment Rate	# of Full-time Employed Grads	Full-time Employment Rate
44	41	93%	36	82%

### Location of Employment

Saskatoon	Regina	Moose Jaw	Prince Albert	Elsewhere in SK	Outside Sask
5%	28%	9%	0%	58%	0%

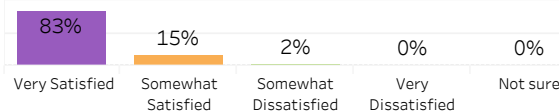
### Average Annual Salary

Overall (\$)	41,762
Full-time Training Related (\$)	44,642

### Salary by Location

	Overall (\$)	Full-time Training Related (\$)
Saskatoon	44,949	44,949
Regina	36,663	36,924
Moose Jaw	40,216	45,784
Elsewhere in SK	44,675	49,419

### Overall Satisfaction with Program



### Satisfaction with Sask Polytech

Satisfied with the decision to attend Saskpolytech	Recommend program to others	Recommend Saskpolytech to others
100%	100%	100%

### Satisfaction with Campus Facilities & Services

■ Satisfied ■ Dissatisfied ■ Not sure

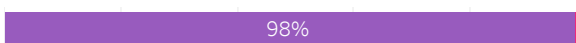
#### Campus facilities



#### Campus activities



#### Instruction delivered



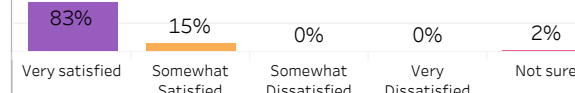
#### Student support services



#### Educational experience




### Relevance of Program to Field of Employment

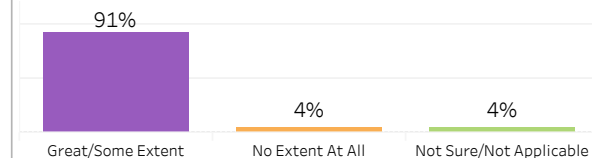


### Program Benefits

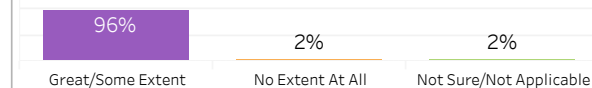
#### Skills and knowledge relevant in the workplace



#### Improved earning potential



#### Improved employment opportunities



### Location of Current Residence

Saskatoon	Regina	Moose Jaw	Elsewhere in SK
4%	36%	9%	51%

Institutional Research and Analysis (IR&A)



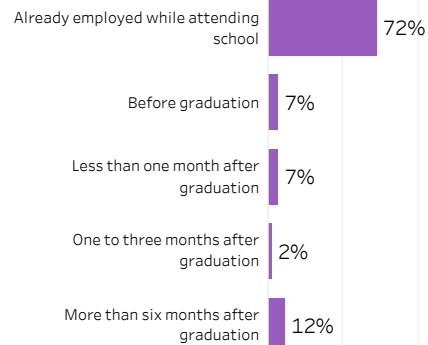


## 2018-19 Graduate Follow-up Survey Summary of Results (2/2)

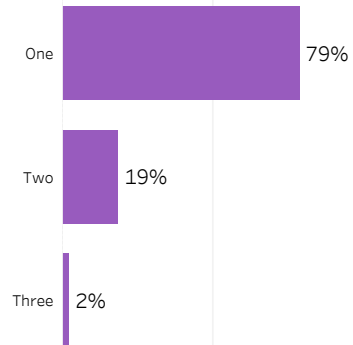
Campus: **Regina**; School: **Health Sciences**; Program: **Continuing Care Assistant**; Credential: **All**; Program Type: **Con Ed - Sask Polytech Delivered**

Number of  
Respondents: 47

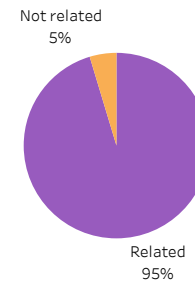
### Time Taken to Find a Job



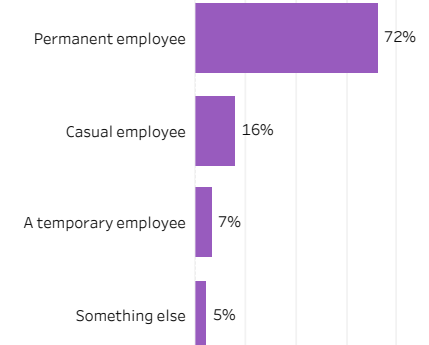
### Number of Current Jobs



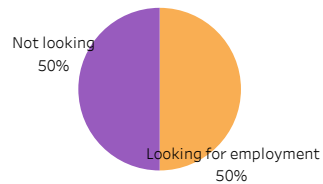
### Relevance of Job to Training



### Employment Status

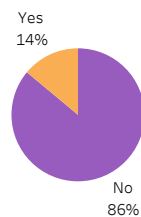


### Looking for Employment (If Not Currently Employed)

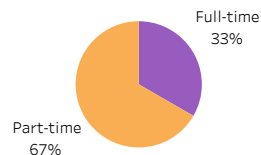


### Further Post-secondary Education

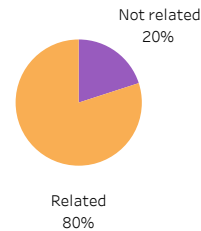
#### Currently taking further post-secondary education



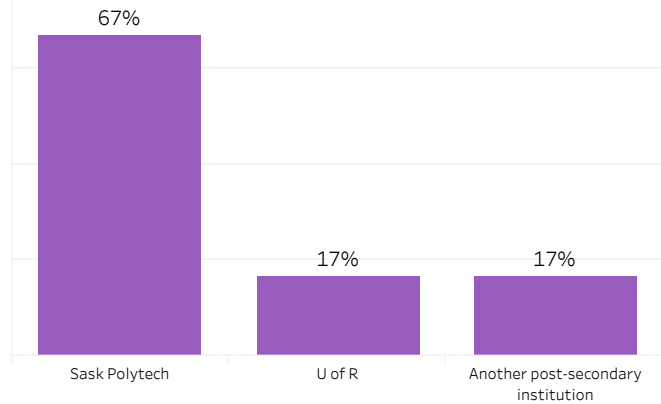
#### Enrolment status



#### Relevance of current program



#### Post-secondary institution currently enrolled in





# 2018-19 Graduate Follow-up Survey Summary of Results (1/2)

School: **Health Sciences**; Program: **Continuing Care Assistant**; Campus: **Regina**; Credential: **CERT**; Program Type: **Con Ed - Brokered**

Number of Respondents:  
21

Class of Graduates  
2018-19

Base/Con Ed/Brokered  
Con Ed - Brokered

School  
Health Sciences

Program  
Continuing Care Assista..

Administering Campus  
Regina

Credential  
All

Indigenous  
All

## Overall Employment

Available Workforce	# of Grads Employed	Employment Rate	# of Full-time Employed Grads	Full-time Employment Rate
20	20	100%	18	90%

## Training Related Employment

Available Workforce	# of Grads Employed	Employment Rate	# of Full-time Employed Grads	Full-time Employment Rate
20	19	95%	17	85%

## Location of Employment

Saskatoon	Regina	Moose Jaw	Prince Albert	Elsewhere in SK	Outside Sask
0%	35%	5%	0%	60%	0%

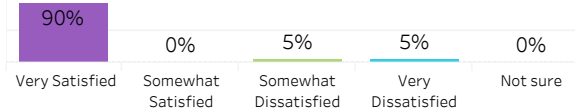
## Average Annual Salary

Overall (\$)	44,083
Full-time Training Related (\$)	45,993

## Salary by Location

	Overall (\$)	Full-time Training Related (\$)
Regina	43,634	43,634
Moose Jaw	85,000	85,000
Elsewhere in SK	39,786	42,105

## Overall Satisfaction with Program



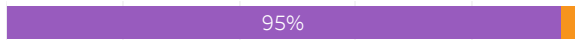
## Satisfaction with Sask Polytech

Satisfied with the decision to attend Saskpolytech	Recommend program to others	Recommend Saskpolytech to others
100%	95%	90%

## Satisfaction with Campus Facilities & Services

■ Satisfied ■ Dissatisfied ■ Not sure

### Campus facilities



### Campus activities



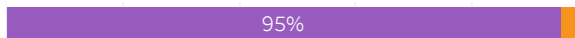
### Instruction delivered



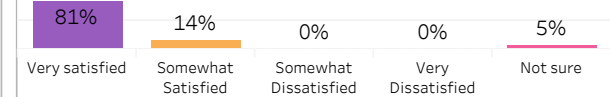
### Student support services



### Educational experience

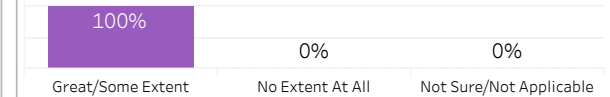


## Relevance of Program to Field of Employment

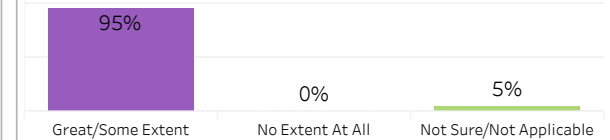


## Program Benefits

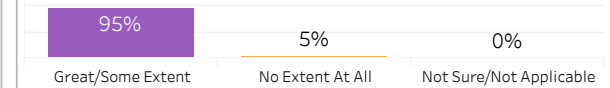
### Skills and knowledge relevant in the workplace



### Improved earning potential



### Improved employment opportunities



## Location of Current Residence

Regina	Moose Jaw	Elsewhere in SK
43%	5%	52%



## 2018-19 Graduate Follow-up Survey Summary of Results (2/2)

Campus: **Regina**; School: **Health Sciences**; Program: **Continuing Care Assistant**; Credential: **All**; Program Type: **Con Ed - Brokered**

Number of  
Respondents: 21



Institutional Research and Analysis (IR&A)



## 2018-19 Graduate Follow-up Survey Summary of Results (1/2)

School: **Health Sciences**; Program: **Continuing Care Assistant**; Campus: **Saskatoon**; Credential: **CERT**;  
Program Type: **Base**

Number of Respondents:  
13

Class of Graduates  
2018-19

Base/Con Ed/Brokered  
Base

School  
Health Sciences

Program  
Continuing Care Assista..

Administering Campus  
Saskatoon

Credential  
All

Indigenous  
All

### Overall Employment

Available Workforce	# of Grads Employed	Employment Rate	# of Full-time Employed Grads	Full-time Employment Rate
11	11	100%	6	55%

### Training Related Employment

Available Workforce	# of Grads Employed	Employment Rate	# of Full-time Employed Grads	Full-time Employment Rate
11	11	100%	6	55%

### Location of Employment

Saskatoon	Regina	Moose Jaw	Prince Albert	Elsewhere in SK	Outside Sask
73%	9%	0%	0%	18%	0%

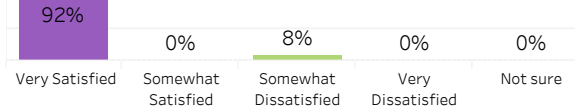
### Average Annual Salary

Overall (\$)	28,822
Full-time Training Related (\$)	37,124

### Salary by Location

	Overall (\$)	Full-time Training Related (\$)
Saskatoon	29,597	37,124
Regina		
Elsewhere in SK	23,400	

### Overall Satisfaction with Program



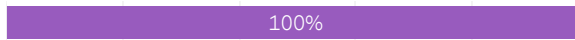
### Satisfaction with Sask Polytech

Satisfied with the decision to attend Saskpolytech	Recommend program to others	Recommend Saskpolytech to others
92%	92%	92%

### Satisfaction with Campus Facilities & Services

■ Satisfied ■ Dissatisfied ■ Not sure

#### Campus facilities



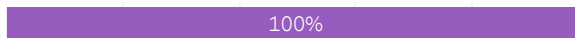
#### Campus activities



#### Instruction delivered



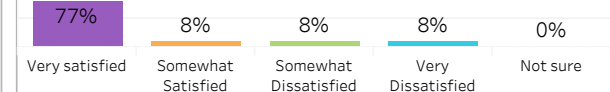
#### Student support services



#### Educational experience

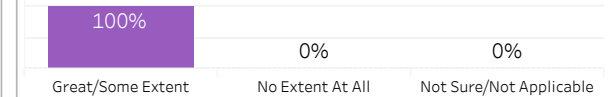


### Relevance of Program to Field of Employment

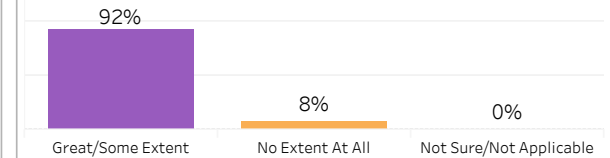


### Program Benefits

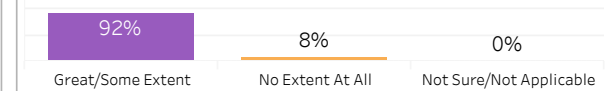
#### Skills and knowledge relevant in the workplace



#### Improved earning potential



#### Improved employment opportunities



### Location of Current Residence

Saskatoon	Regina	Elsewhere in SK
85%	8%	8%

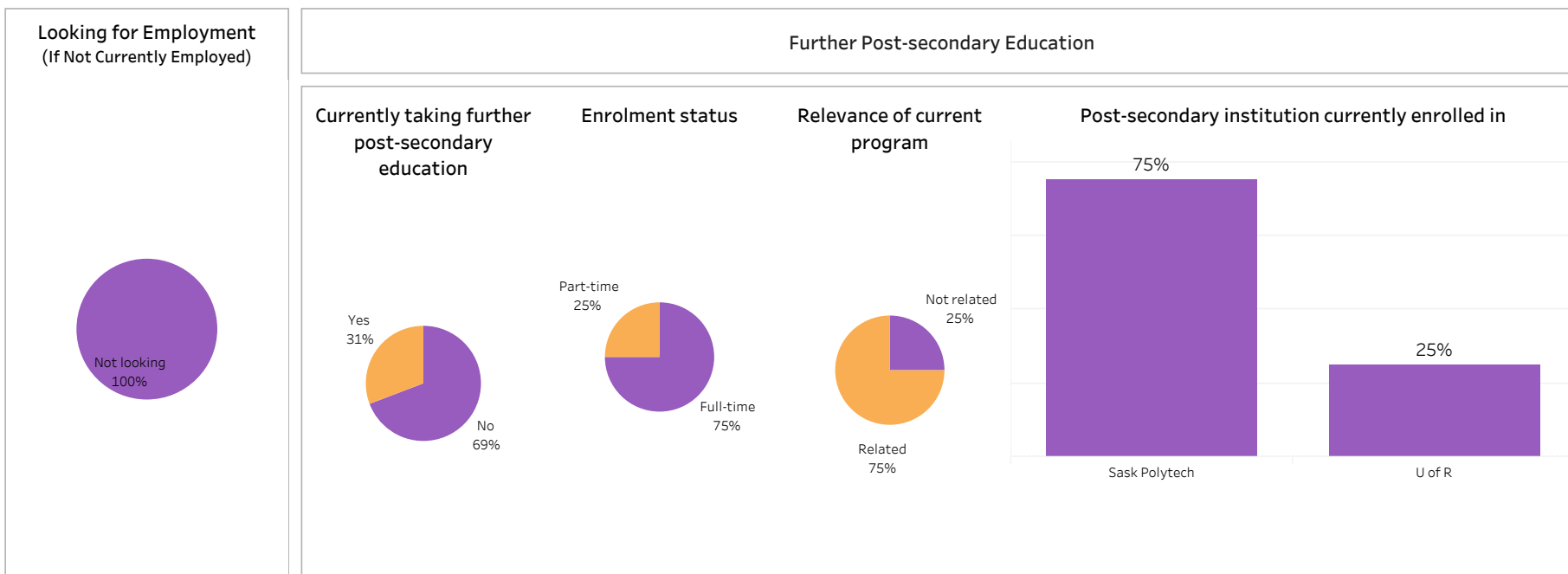
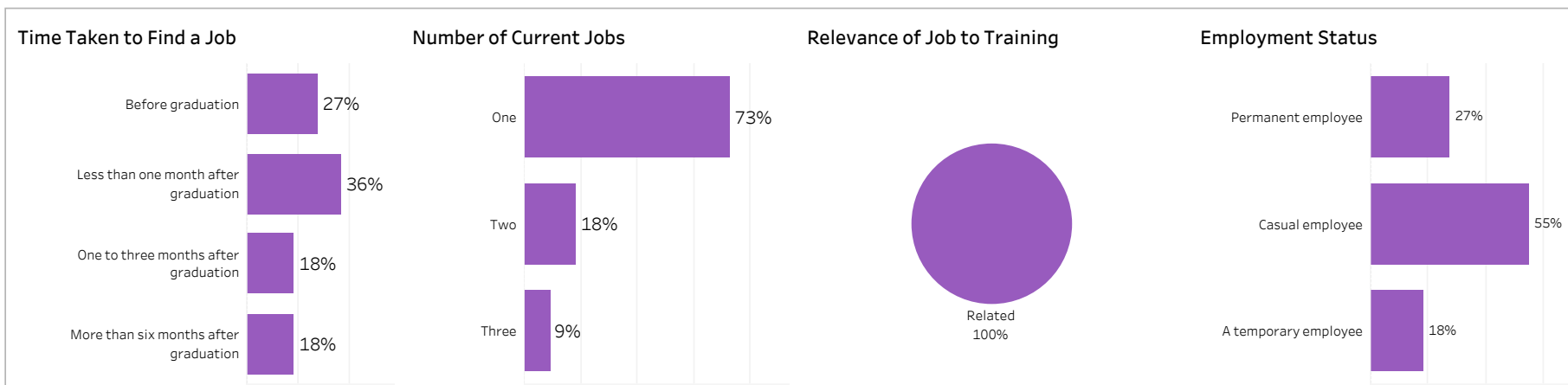
Institutional Research and Analysis (IR&A)



## 2018-19 Graduate Follow-up Survey Summary of Results (2/2)

Campus: **Saskatoon**; School: **Health Sciences**; Program: **Continuing Care Assistant**; Credential: **All**;  
Program Type: **Base**

Number of  
Respondents: 13





## 2018-19 Graduate Follow-up Survey Summary of Results (1/2)

School: **Health Sciences**; Program: **Continuing Care Assistant**; Campus: **Saskatoon**; Credential: **CERT**;  
Program Type: **Con Ed - Sask Polytech Delivered**

Number of Respondents:  
47

Class of Graduates  
2018-19

Base/Con Ed/Brokered  
Con Ed - Sask Polytech D..

School  
Health Sciences

Program  
Continuing Care Assista..

Administering Campus  
Saskatoon

Credential  
All

Indigenous  
All

### Overall Employment

Available Workforce	# of Grads Employed	Employment Rate	# of Full-time Employed Grads	Full-time Employment Rate
47	46	98%	37	79%

### Training Related Employment

Available Workforce	# of Grads Employed	Employment Rate	# of Full-time Employed Grads	Full-time Employment Rate
47	46	98%	37	79%

### Location of Employment

Saskatoon	Regina	Moose Jaw	Prince Albert	Elsewhere in SK	Outside Sask
29%	0%	2%	0%	67%	2%

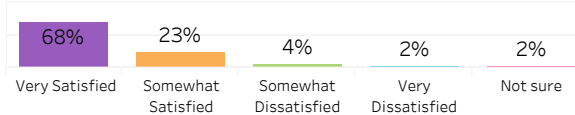
### Average Annual Salary

Overall (\$)	42,128
Full-time Training Related (\$)	43,818

### Salary by Location

	Overall (\$)	Full-time Training Related (\$)
Saskatoon	37,790	37,790
Moose Jaw	56,430	56,430
Elsewhere in SK	42,697	45,411
Alberta		

### Overall Satisfaction with Program



### Satisfaction with Sask Polytech

Satisfied with the decision to attend Saskpolytech	Recommend program to others	Recommend Saskpolytech to others
98%	91%	96%

### Satisfaction with Campus Facilities & Services

■ Satisfied ■ Dissatisfied ■ Not sure

#### Campus facilities



#### Campus activities



#### Instruction delivered



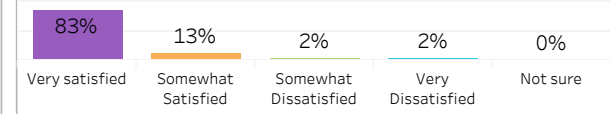
#### Student support services



#### Educational experience

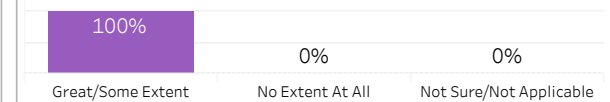


### Relevance of Program to Field of Employment

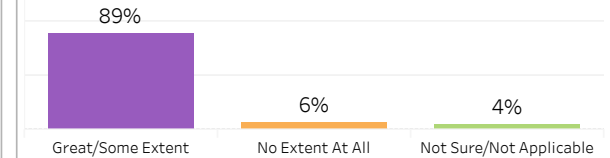


### Program Benefits

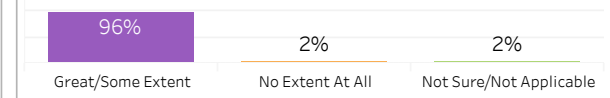
#### Skills and knowledge relevant in the workplace



#### Improved earning potential



#### Improved employment opportunities



### Location of Current Residence

Saskatoon	Moose Jaw	Elsewhere in SK	Outside Sask
34%	2%	62%	2%

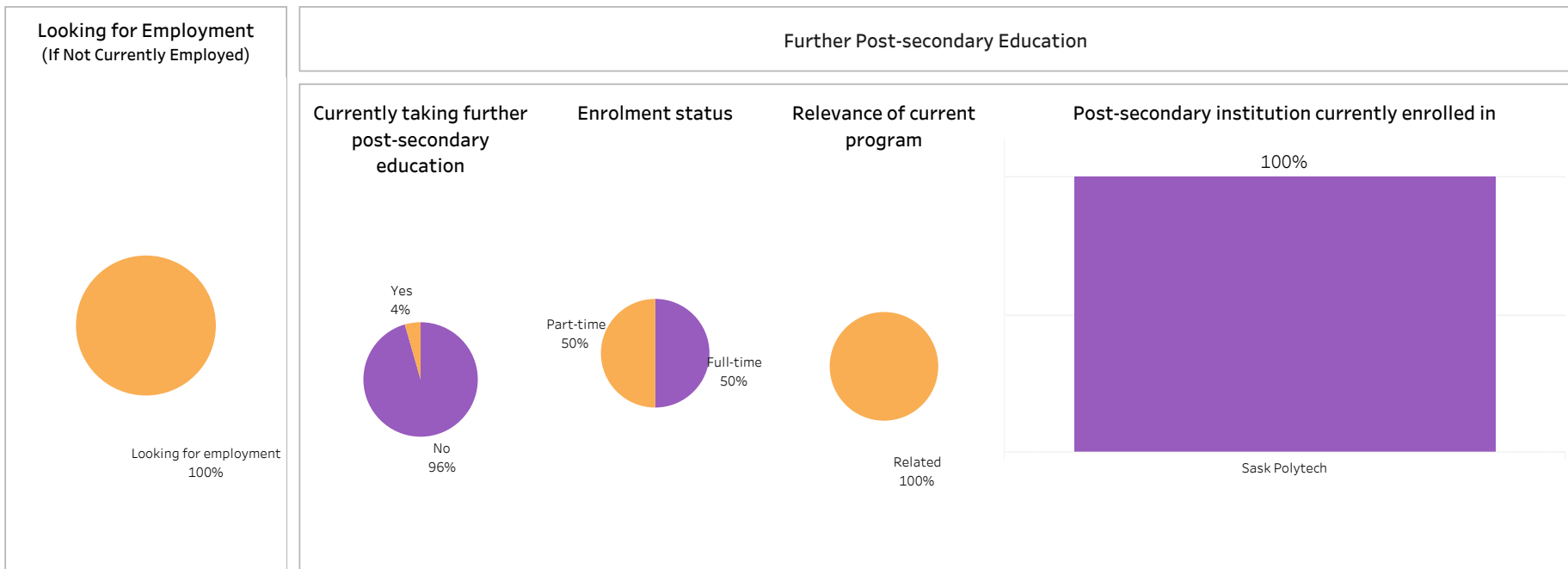
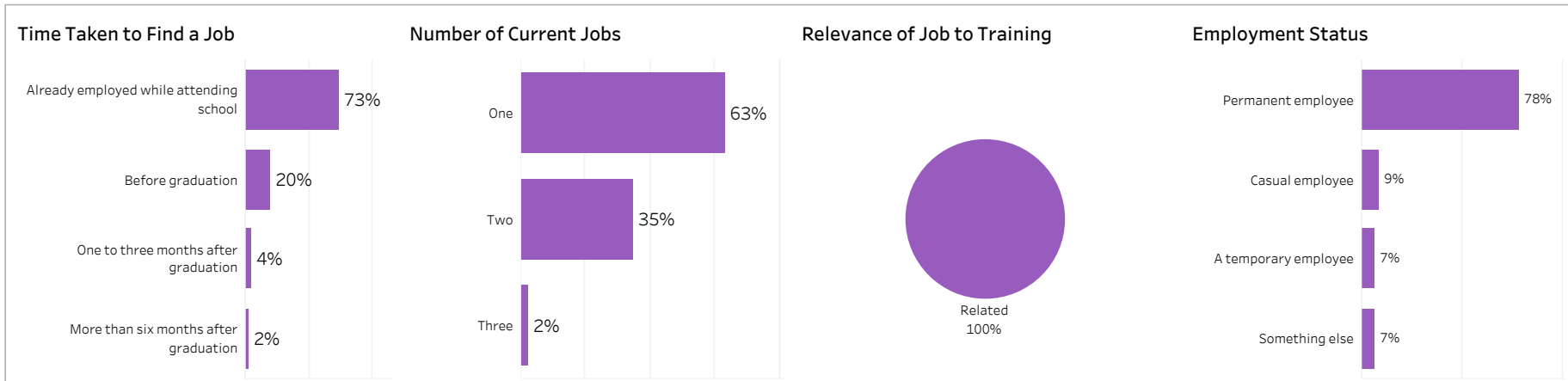
Institutional Research and Analysis (IR&A)



## 2018-19 Graduate Follow-up Survey Summary of Results (2/2)

Campus: **Saskatoon**; School: **Health Sciences**; Program: **Continuing Care Assistant**; Credential: **All**;  
Program Type: **Con Ed - Sask Polytech Delivered**

Number of  
Respondents: 47



Institutional Research and Analysis (IR&A)



## 2018-19 Graduate Follow-up Survey Summary of Results (1/2)

School: **Health Sciences**; Program: **Continuing Care Assistant**; Campus: **Saskatoon**; Credential: **CERT**;  
Program Type: **Con Ed - Brokered**

Number of Respondents:  
44

Class of Graduates  
2018-19

Base/Con Ed/Brokered  
Con Ed - Brokered

School  
Health Sciences

Program  
Continuing Care Assista..

Administering Campus  
Saskatoon

Credential  
All

Indigenous  
All

### Overall Employment

Available Workforce	# of Grads Employed	Employment Rate	# of Full-time Employed Grads	Full-time Employment Rate
41	41	100%	36	88%

### Training Related Employment

Available Workforce	# of Grads Employed	Employment Rate	# of Full-time Employed Grads	Full-time Employment Rate
41	39	95%	34	83%

### Location of Employment

Saskatoon	Regina	Moose Jaw	Prince Albert	Elsewhere in SK	Outside Sask
12%	7%	0%	0%	78%	2%

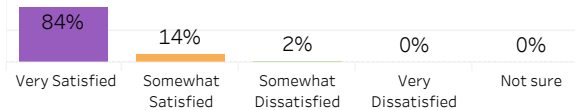
### Average Annual Salary

Overall (\$)	37,727
Full-time Training Related (\$)	41,063

### Salary by Location

	Overall (\$)	Full-time Training Related (\$)
Saskatoon	30,176	38,074
Regina	32,708	32,708
Elsewhere in SK	38,788	41,710
Elsewhere in Canada	43,118	43,118

### Overall Satisfaction with Program



### Satisfaction with Sask Polytech

Satisfied with the decision to attend Saskpolytech	Recommend program to others	Recommend Saskpolytech to others
98%	95%	100%

### Satisfaction with Campus Facilities & Services

■ Satisfied ■ Dissatisfied ■ Not sure

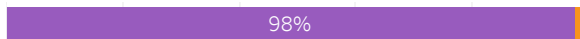
#### Campus facilities



#### Campus activities



#### Instruction delivered



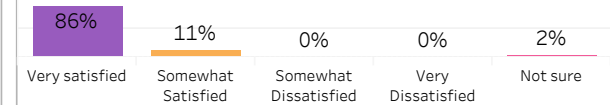
#### Student support services



#### Educational experience

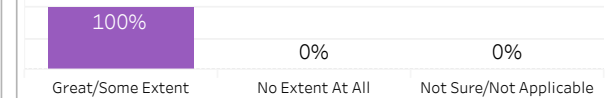


### Relevance of Program to Field of Employment

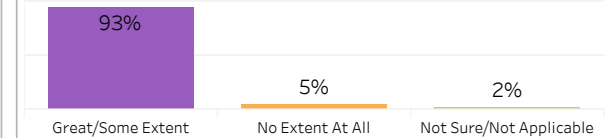


### Program Benefits

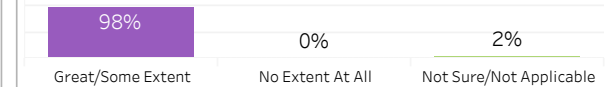
#### Skills and knowledge relevant in the workplace



#### Improved earning potential



#### Improved employment opportunities



### Location of Current Residence

Saskatoon	Regina	Elsewhere in SK	Outside Sask
16%	7%	75%	2%

Institutional Research and Analysis (IR&A)





## 2018-19 Graduate Follow-up Survey Summary of Results (2/2)

Campus: **Saskatoon**; School: **Health Sciences**; Program: **Continuing Care Assistant**; Credential: **All**;  
Program Type: **Con Ed - Brokered**

Number of  
Respondents: 44



Institutional Research and Analysis (IR&A)



## 2018-19 Graduate Follow-up Survey Summary of Results (1/2)

School: **Health Sciences**; Program: **Cytotechnology**; Campus: **Saskatoon**; Credential: **DIP**; Program Type: **Base**

Number of Respondents: 3

Class of Graduates  
2018-19

Base/Con Ed/Brokered  
Base

School  
Health Sciences

Program  
Cytotechnology

Administering Campus  
Saskatoon

Credential  
DIP

Indigenous  
All

### Overall Employment

Available Workforce	# of Grads Employed	Employment Rate	# of Full-time Employed Grads	Full-time Employment Rate
3	3	100%	2	67%

### Training Related Employment

Available Workforce	# of Grads Employed	Employment Rate	# of Full-time Employed Grads	Full-time Employment Rate
3	3	100%	2	67%

### Location of Employment

Saskatoon	Regina	Moose Jaw	Prince Albert	Elsewhere in SK	Outside Sask
33%	33%	0%	33%	0%	0%

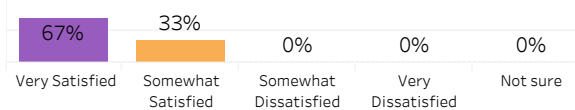
### Average Annual Salary

Overall (\$)	44,762
Full-time Training Related (\$)	52,686

### Salary by Location

	Overall (\$)	Full-time Training Related (\$)
Saskatoon	61,173	61,173
Regina	28,912	
Prince Albert	44,200	44,200

### Overall Satisfaction with Program



### Satisfaction with Sask Polytech

Satisfied with the decision to attend Saskpolytech	Recommend program to others	Recommend Saskpolytech to others
100%	67%	100%

### Satisfaction with Campus Facilities & Services

■ Satisfied ■ Dissatisfied ■ Not sure

#### Campus facilities



#### Campus activities



#### Instruction delivered



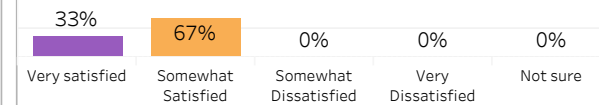
#### Student support services



#### Educational experience

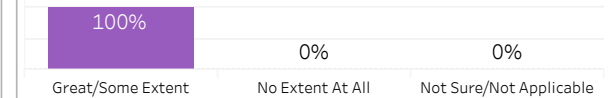


### Relevance of Program to Field of Employment

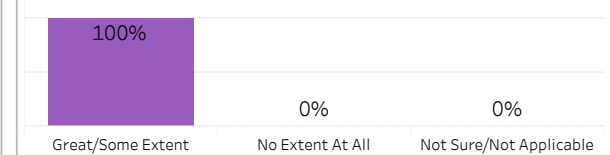


### Program Benefits

#### Skills and knowledge relevant in the workplace



#### Improved earning potential



#### Improved employment opportunities



### Location of Current Residence

Saskatoon	Regina	Elsewhere in SK
33%	33%	33%

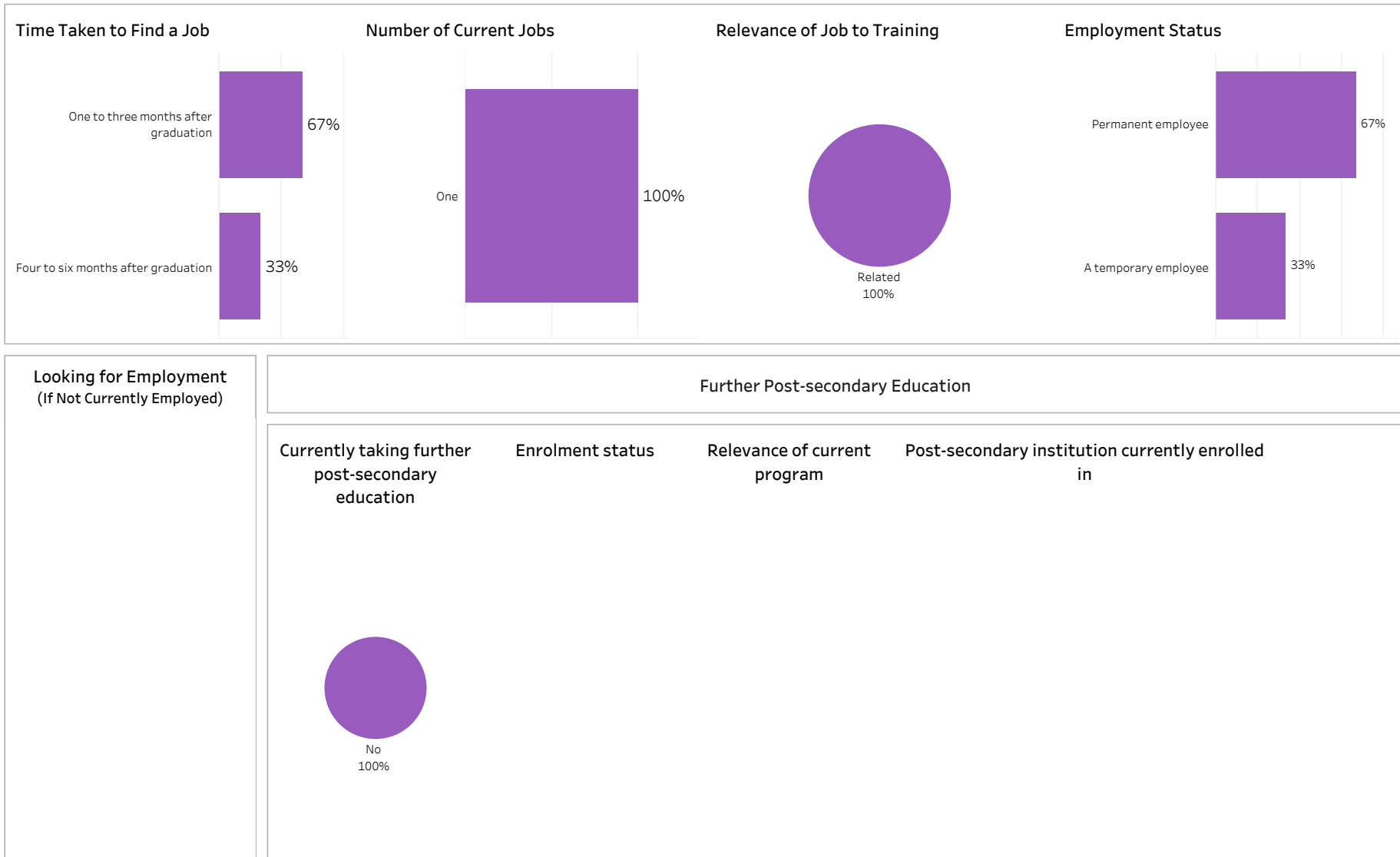
Institutional Research and Analysis (IR&A)



## 2018-19 Graduate Follow-up Survey Summary of Results (2/2)

Campus: **Saskatoon**; School: **Health Sciences**; Program: **Cytotechnology**; Credential: **DIP**; Program Type: **Base**

Number of  
Respondents: 3





# 2018-19 Graduate Follow-up Survey Summary of Results (1/2)

School: **Health Sciences**; Program: **Dental Assisting**; Campus: **Regina**; Credential: **CERT**; Program Type: **Base**

Number of Respondents:  
34

Class of Graduates  
2018-19

Base/Con Ed/Brokered  
Base

School  
Health Sciences

Program  
Dental Assisting

Administering Campus  
Regina

Credential  
CERT

Indigenous  
All

## Overall Employment

Available Workforce	# of Grads Employed	Employment Rate	# of Full-time Employed Grads	Full-time Employment Rate
33	33	100%	32	97%

## Training Related Employment

Available Workforce	# of Grads Employed	Employment Rate	# of Full-time Employed Grads	Full-time Employment Rate
33	32	97%	31	94%

## Location of Employment

Saskatoon	Regina	Moose Jaw	Prince Albert	Elsewhere in SK	Outside Sask
30%	55%	0%	3%	9%	3%

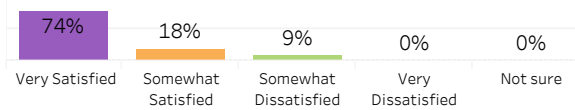
## Average Annual Salary

Overall (\$)	46,604
Full-time Training Related (\$)	47,575.8

## Salary by Location

	Overall (\$)	Full-time Training Related (\$)
Saskatoon	46,957	46,957
Regina	46,557	48,150
Prince Albert	48,672	48,672
Elsewhere in SK	42,770	42,770
Manitoba		

## Overall Satisfaction with Program



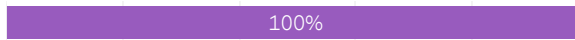
## Satisfaction with Sask Polytech

Satisfied with the decision to attend Saskpolytech	Recommend program to others	Recommend Saskpolytech to others
100%	97%	100%

## Satisfaction with Campus Facilities & Services

■ Satisfied ■ Dissatisfied ■ Not sure

### Campus facilities



### Campus activities



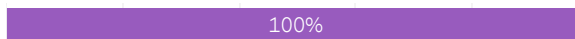
### Instruction delivered



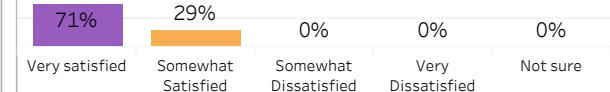
### Student support services



### Educational experience

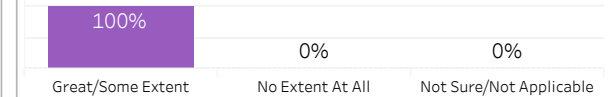


## Relevance of Program to Field of Employment

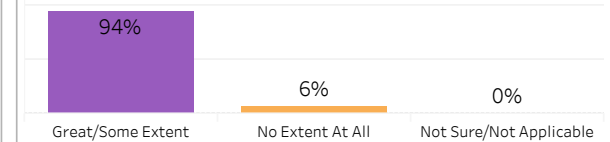


## Program Benefits

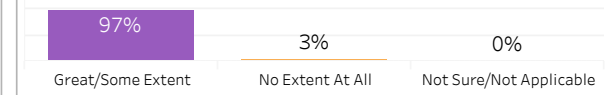
### Skills and knowledge relevant in the workplace



### Improved earning potential



### Improved employment opportunities



## Location of Current Residence

Saskatoon	Regina	Prince Albert	Elsewhere in SK	Outside Sask
32%	50%	3%	12%	3%

Institutional Research and Analysis (IR&A)

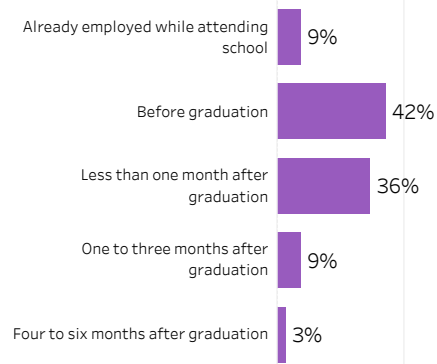


## 2018-19 Graduate Follow-up Survey Summary of Results (2/2)

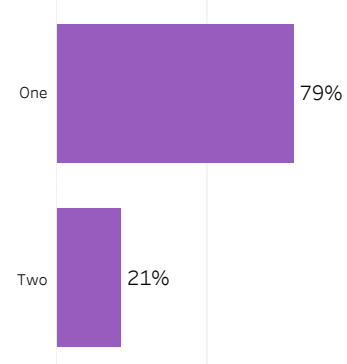
Campus: **Regina**; School: **Health Sciences**; Program: **Dental Assisting**; Credential: **CERT**; Program Type: **Base**

Number of  
Respondents: 34

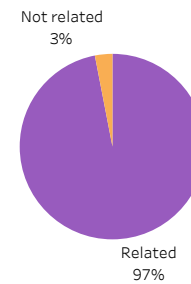
### Time Taken to Find a Job



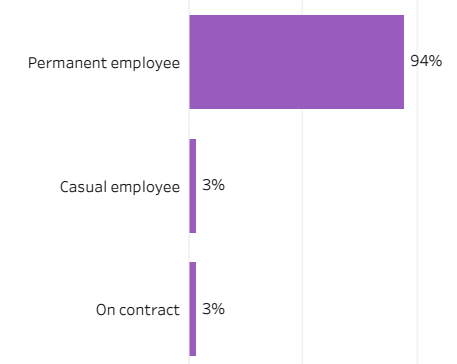
### Number of Current Jobs



### Relevance of Job to Training



### Employment Status

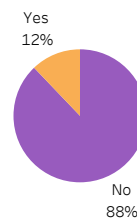


### Looking for Employment (If Not Currently Employed)

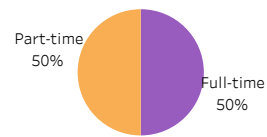


### Further Post-secondary Education


#### Currently taking further post-secondary education



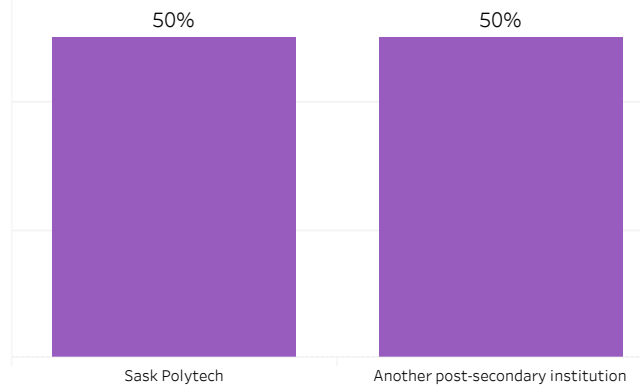
#### Enrolment status



#### Relevance of current program



#### Post-secondary institution currently enrolled in





# 2018-19 Graduate Follow-up Survey Summary of Results (1/2)

School: **Health Sciences**; Program: **Health Information Management**; Campus: **Regina**; Credential: **DIP**;  
Program Type: **Base**

Number of Respondents:  
12

Class of Graduates: 2018-19  
Base/Con Ed/Brokered Base  
School: Health Sciences  
Program: Health Information Man..  
Administering Campus: Regina  
Credential: DIP  
Indigenous: All

## Overall Employment

Available Workforce	# of Grads Employed	Employment Rate	# of Full-time Employed Grads	Full-time Employment Rate
12	11	92%	9	75%

## Training Related Employment

Available Workforce	# of Grads Employed	Employment Rate	# of Full-time Employed Grads	Full-time Employment Rate
12	10	83%	8	67%

## Location of Employment

Saskatoon	Regina	Moose Jaw	Prince Albert	Elsewhere in SK	Outside Sask
27%	45%	9%	0%	18%	0%

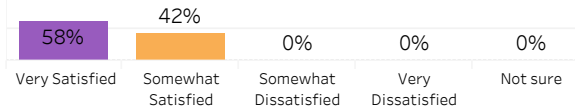
## Average Annual Salary

Overall (\$)	51,783
Full-time Training Related (\$)	52,037.6

## Salary by Location

	Overall (\$)	Full-time Training Related (\$)
Saskatoon	52,268	52,268
Regina	47,499	46,248
Moose Jaw	55,536	55,536
Elsewhere in SK	55,848	55,848

## Overall Satisfaction with Program



## Satisfaction with Sask Polytech

Satisfied with the decision to attend Saskpolytech	Recommend program to others	Recommend Saskpolytech to others
100%	91%	100%

## Satisfaction with Campus Facilities & Services

■ Satisfied ■ Dissatisfied ■ Not sure

### Campus facilities



### Campus activities



### Instruction delivered



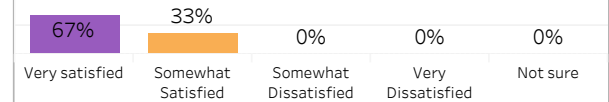
### Student support services



### Educational experience

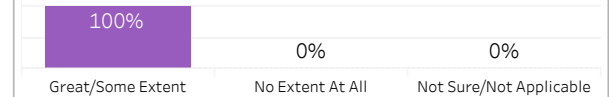


## Relevance of Program to Field of Employment

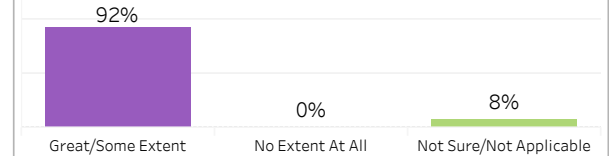


## Program Benefits

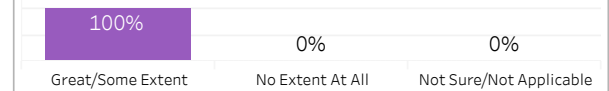
### Skills and knowledge relevant in the workplace



### Improved earning potential



### Improved employment opportunities



## Location of Current Residence

Saskatoon	Regina	Moose Jaw	Elsewhere in SK
25%	58%	8%	8%



## 2018-19 Graduate Follow-up Survey Summary of Results (2/2)

Campus: **Regina**; School: **Health Sciences**; Program: **Health Information Management**; Credential: **DIP**;  
Program Type: **Base**

Number of  
Respondents: 12



Institutional Research and Analysis (IR&A)



# 2018-19 Graduate Follow-up Survey Summary of Results (1/2)

School: **Health Sciences**; Program: **Health Information Management**; Campus: **Regina**; Credential: **DIP**;  
Program Type: **Con Ed - Sask Polytech Delivered**

Number of Respondents: 7

Class of Graduates: 2018-19  
Base/Con Ed/Brokered: Con Ed - Sask Polytech D..  
School: Health Sciences  
Program: Health Information Man..  
Administering Campus: Regina  
Credential: DIP  
Indigenous: All

## Overall Employment

Available Workforce	# of Grads Employed	Employment Rate	# of Full-time Employed Grads	Full-time Employment Rate
6	6	100%	5	83%

## Training Related Employment

Available Workforce	# of Grads Employed	Employment Rate	# of Full-time Employed Grads	Full-time Employment Rate
6	6	100%	5	83%

## Location of Employment

Saskatoon	Regina	Moose Jaw	Prince Albert	Elsewhere in SK	Outside Sask
33%	0%	0%	0%	17%	50%

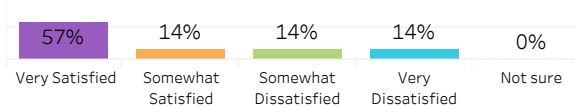
## Average Annual Salary

Overall (\$)	58,516
Full-time Training Related (\$)	58,516

## Salary by Location

	Overall (\$)	Full-time Training Related (\$)
Saskatoon	53,080	53,080
Elsewhere in SK	55,952	55,952
Alberta	81,900	81,900
British Columbia		
Ontario	48,570	48,570

## Overall Satisfaction with Program



## Satisfaction with Sask Polytech

Satisfied with the decision to attend Saskpolytech	Recommend program to others	Recommend Saskpolytech to others
86%	71%	86%

## Satisfaction with Campus Facilities & Services

Legend: Satisfied (Purple), Dissatisfied (Orange), Not sure (Pink)

### Campus facilities



### Campus activities



### Instruction delivered



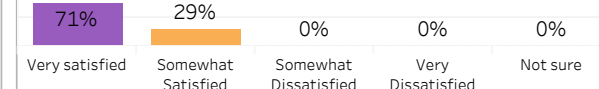
### Student support services



### Educational experience




## Relevance of Program to Field of Employment

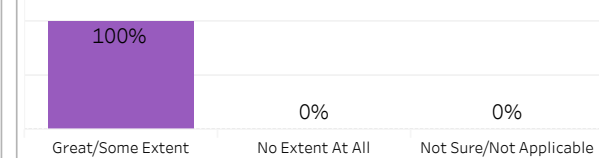


## Program Benefits

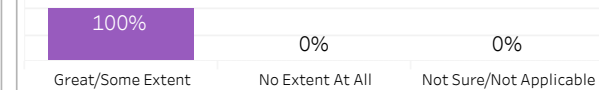
### Skills and knowledge relevant in the workplace



### Improved earning potential



### Improved employment opportunities



## Location of Current Residence

Saskatoon	Elsewhere in SK	Outside Sask
29%	14%	57%

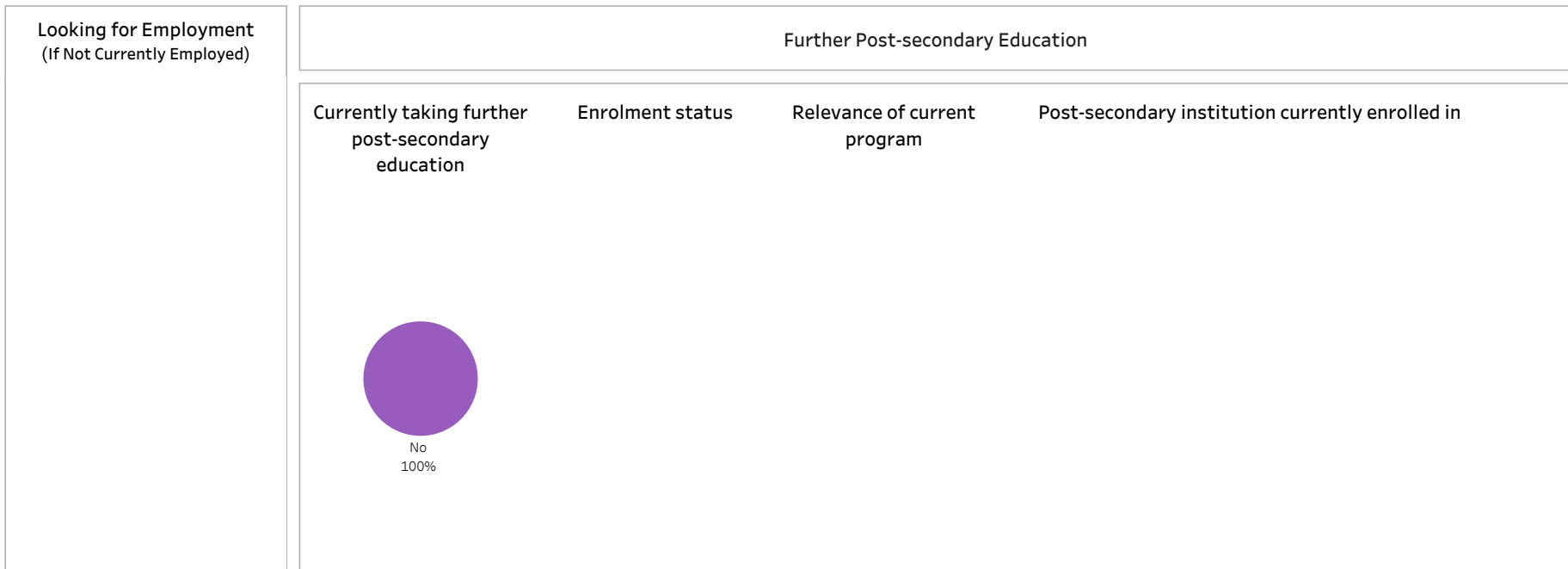
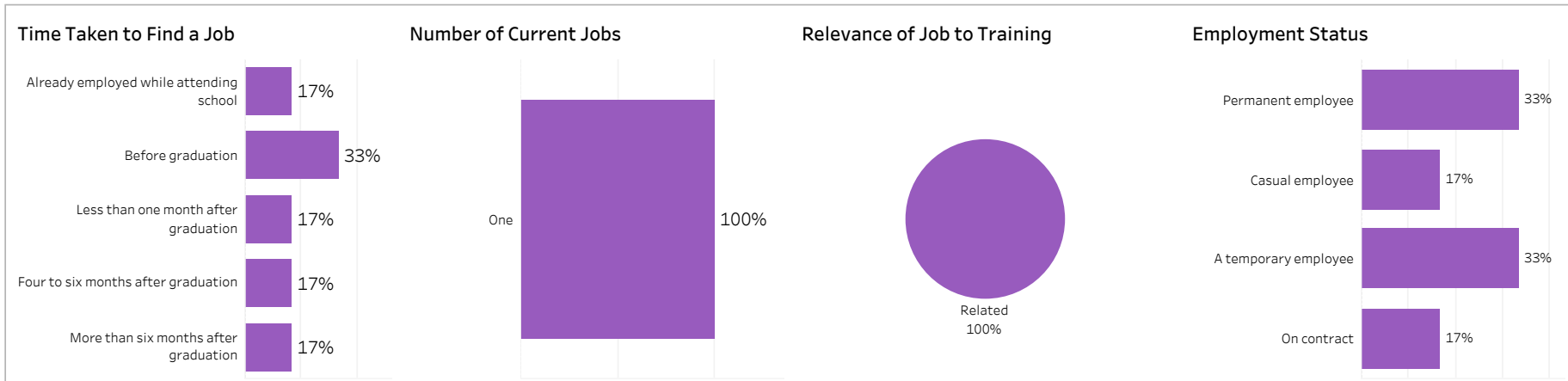




## 2018-19 Graduate Follow-up Survey Summary of Results (2/2)

Campus: **Regina**; School: **Health Sciences**; Program: **Health Information Management**; Credential: **DIP**;  
Program Type: **Con Ed - Sask Polytech Delivered**

Number of  
Respondents: 7





# 2018-19 Graduate Follow-up Survey Summary of Results (1/2)

School: **Health Sciences**; Program: **Medical Laboratory Assistant**; Campus: **Saskatoon**; Credential: **APCERT**; Program Type: **Base**

Number of Respondents:  
12

Class of Graduates  
2018-19

Base/Con Ed/Brokered  
Base

School  
Health Sciences

Program  
Medical Laboratory Assi..

Administering Campus  
Saskatoon

Credential  
APCERT

Indigenous  
All

## Overall Employment

Available Workforce	# of Grads Employed	Employment Rate	# of Full-time Employed Grads	Full-time Employment Rate
12	12	100%	7	58%

## Training Related Employment

Available Workforce	# of Grads Employed	Employment Rate	# of Full-time Employed Grads	Full-time Employment Rate
12	11	92%	7	58%

## Location of Employment

Saskatoon	Regina	Moose Jaw	Prince Albert	Elsewhere in SK	Outside Sask
42%	8%	17%	0%	33%	0%

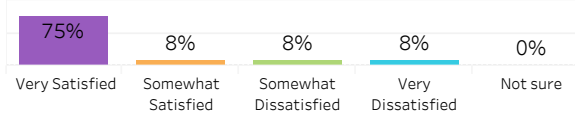
## Average Annual Salary

Overall (\$)	34,006
Full-time Training Related (\$)	36,711

## Salary by Location

	Overall (\$)	Full-time Training Related (\$)
Saskatoon	35,454	35,454
Regina	36,400	36,400
Moose Jaw	31,200	31,200
Elsewhere in SK	33,177	40,880

## Overall Satisfaction with Program



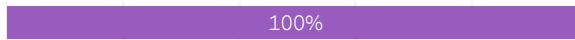
## Satisfaction with Sask Polytech

Satisfied with the decision to attend Saskpolytech	Recommend program to others	Recommend Saskpolytech to others
100%	92%	100%

## Satisfaction with Campus Facilities & Services

■ Satisfied ■ Dissatisfied ■ Not sure

### Campus facilities



### Campus activities




### Instruction delivered



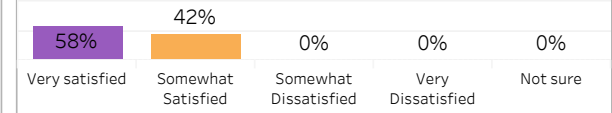
### Student support services



### Educational experience

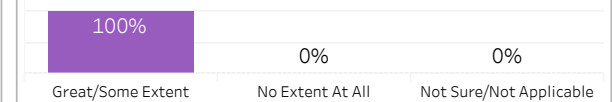


## Relevance of Program to Field of Employment

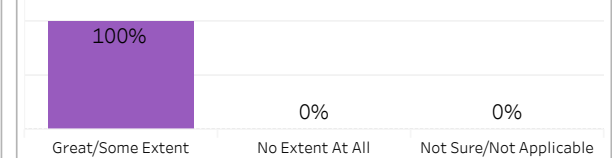


## Program Benefits

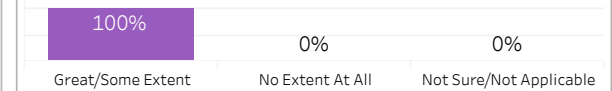
### Skills and knowledge relevant in the workplace



### Improved earning potential



### Improved employment opportunities



## Location of Current Residence

Saskatoon	Regina	Moose Jaw	Elsewhere in SK
50%	8%	8%	33%

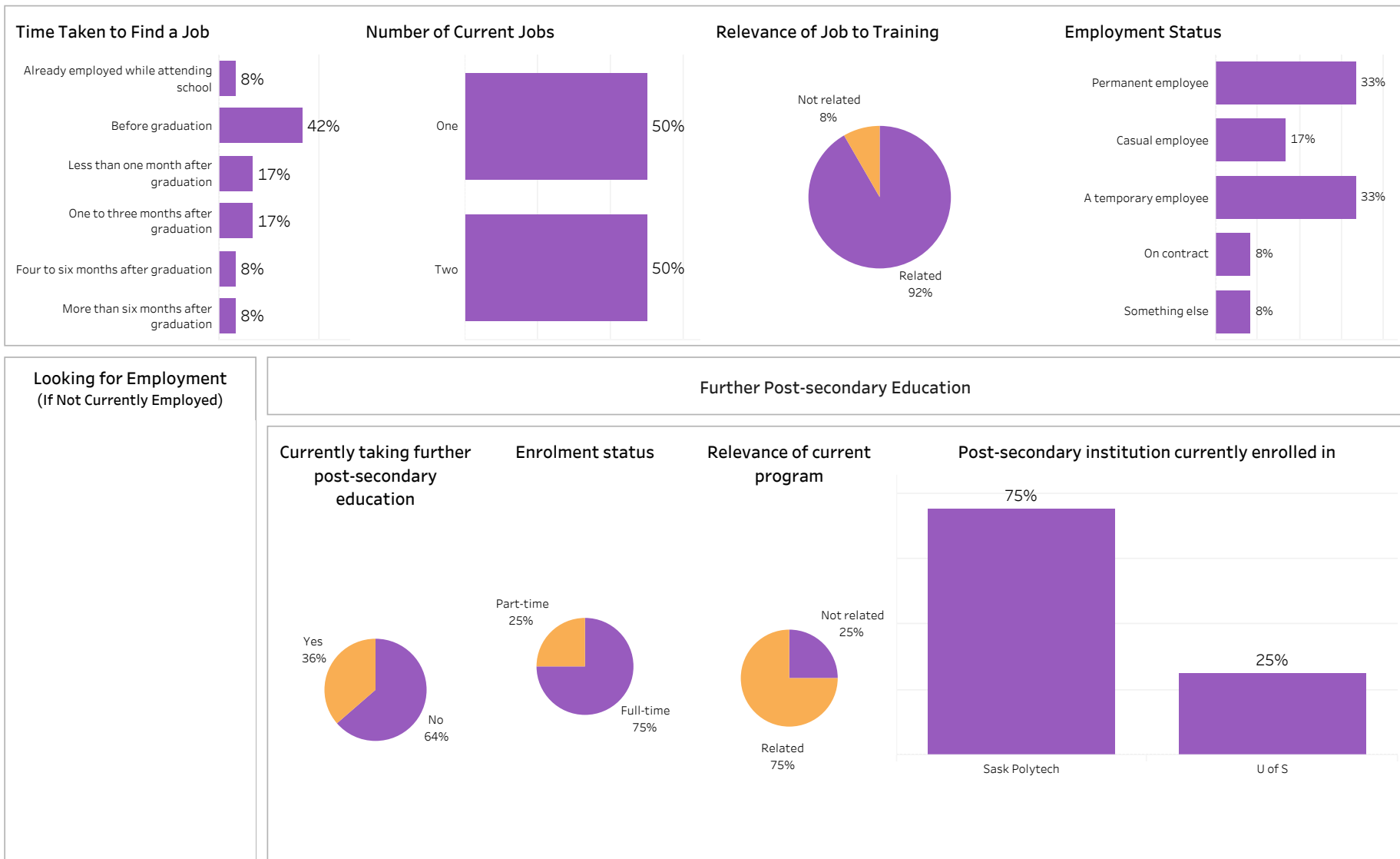
Institutional Research and Analysis (IR&A)



## 2018-19 Graduate Follow-up Survey Summary of Results (2/2)

Campus: **Saskatoon**; School: **Health Sciences**; Program: **Medical Laboratory Assistant**; Credential: **APCERT**;  
Program Type: **Base**

Number of  
Respondents: 12



Institutional Research and Analysis (IR&A)



# 2018-19 Graduate Follow-up Survey Summary of Results (1/2)

School: **Health Sciences**; Program: **Medical Laboratory Technology**; Campus: **Saskatoon**; Credential: **DIP**;  
Program Type: **Base**

Number of Respondents:  
**14**

Class of Graduates: 2018-19    Base/Con Ed/Brokered: Base    School: Health Sciences    Program: Medical Laboratory Tec..    Administering Campus: Saskatoon    Credential: DIP    Indigenous: All

## Overall Employment

Available Workforce	# of Grads Employed	Employment Rate	# of Full-time Employed Grads	Full-time Employment Rate
14	14	100%	14	100%

## Training Related Employment

Available Workforce	# of Grads Employed	Employment Rate	# of Full-time Employed Grads	Full-time Employment Rate
14	13	93%	13	93%

## Location of Employment

Saskatoon	Regina	Moose Jaw	Prince Albert	Elsewhere in SK	Outside Sask
57%	21%	7%	0%	14%	0%

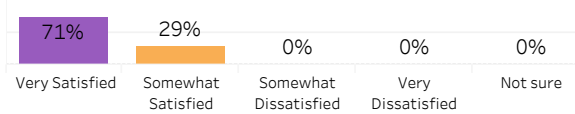
## Average Annual Salary

Overall (\$)	67,767
Full-time Training Related (\$)	66,747

## Salary by Location

	Overall (\$)	Full-time Training Related (\$)
Saskatoon	68,952	67,110
Regina	62,160	62,160
Moose Jaw	71,115	71,115
Elsewhere in SK	70,355	70,355

## Overall Satisfaction with Program



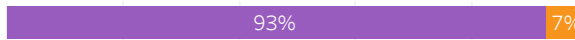
## Satisfaction with Sask Polytech

Satisfied with the decision to attend Saskpolytech	Recommend program to others	Recommend Saskpolytech to others
100%	100%	100%

## Satisfaction with Campus Facilities & Services

■ Satisfied    ■ Dissatisfied    ■ Not sure

### Campus facilities



### Campus activities



### Instruction delivered



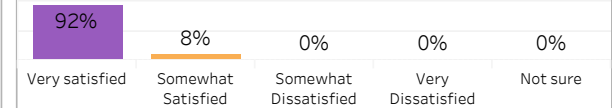
### Student support services



### Educational experience

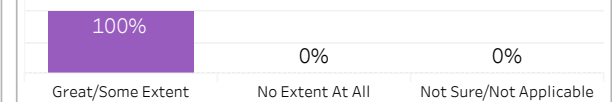


## Relevance of Program to Field of Employment

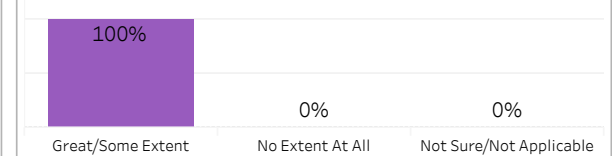


## Program Benefits

### Skills and knowledge relevant in the workplace



### Improved earning potential



### Improved employment opportunities



## Location of Current Residence

Saskatoon	Regina	Elsewhere in SK
57%	21%	21%



## 2018-19 Graduate Follow-up Survey Summary of Results (2/2)

Campus: **Saskatoon**; School: **Health Sciences**; Program: **Medical Laboratory Technology**; Credential: **DIP**;  
Program Type: **Base**

Number of  
Respondents: 14





## 2018-19 Graduate Follow-up Survey Summary of Results (1/2)

School: **Health Sciences**; Program: **Medical Radiologic Technology**; Campus: **Saskatoon**; Credential: **DIP**;  
Program Type: **Base**

Number of Respondents: 9

Class of Graduates  
2018-19

Base/Con Ed/Brokered  
Base

School  
Health Sciences

Program  
Medical Radiologic Tech..

Administering Campus  
Saskatoon

Credential  
DIP

Indigenous  
All

### Overall Employment

Available Workforce	# of Grads Employed	Employment Rate	# of Full-time Employed Grads	Full-time Employment Rate
9	9	100%	8	89%

### Training Related Employment

Available Workforce	# of Grads Employed	Employment Rate	# of Full-time Employed Grads	Full-time Employment Rate
9	9	100%	8	89%

### Location of Employment

Saskatoon	Regina	Moose Jaw	Prince Albert	Elsewhere in SK	Outside Sask
33%	33%	0%	11%	22%	0%

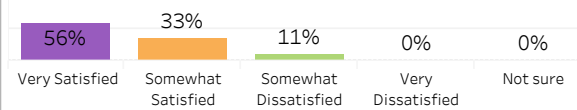
### Average Annual Salary

Overall (\$)	64,084
Full-time Training Related (\$)	70,290

### Salary by Location

	Overall (\$)	Full-time Training Related (\$)
Saskatoon	50,744	68,900
Regina	75,573	75,573
Prince Albert	53,867	53,867
Elsewhere in SK	71,968	71,968

### Overall Satisfaction with Program



### Satisfaction with Sask Polytech

Satisfied with the decision to attend Saskpolytech	Recommend program to others	Recommend Saskpolytech to others
100%	89%	78%

### Satisfaction with Campus Facilities & Services

■ Satisfied ■ Dissatisfied ■ Not sure

#### Campus facilities



#### Campus activities



#### Instruction delivered



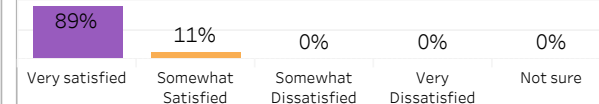
#### Student support services



#### Educational experience

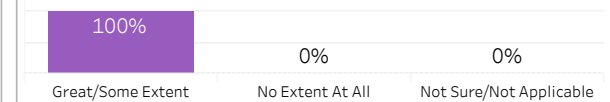


### Relevance of Program to Field of Employment

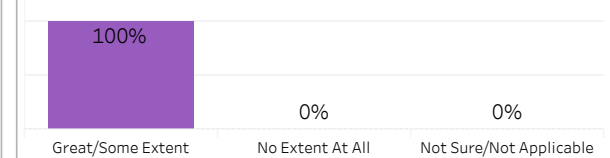


### Program Benefits

#### Skills and knowledge relevant in the workplace



#### Improved earning potential



#### Improved employment opportunities



### Location of Current Residence

Saskatoon	Regina	Prince Albert	Elsewhere in SK
33%	33%	11%	22%

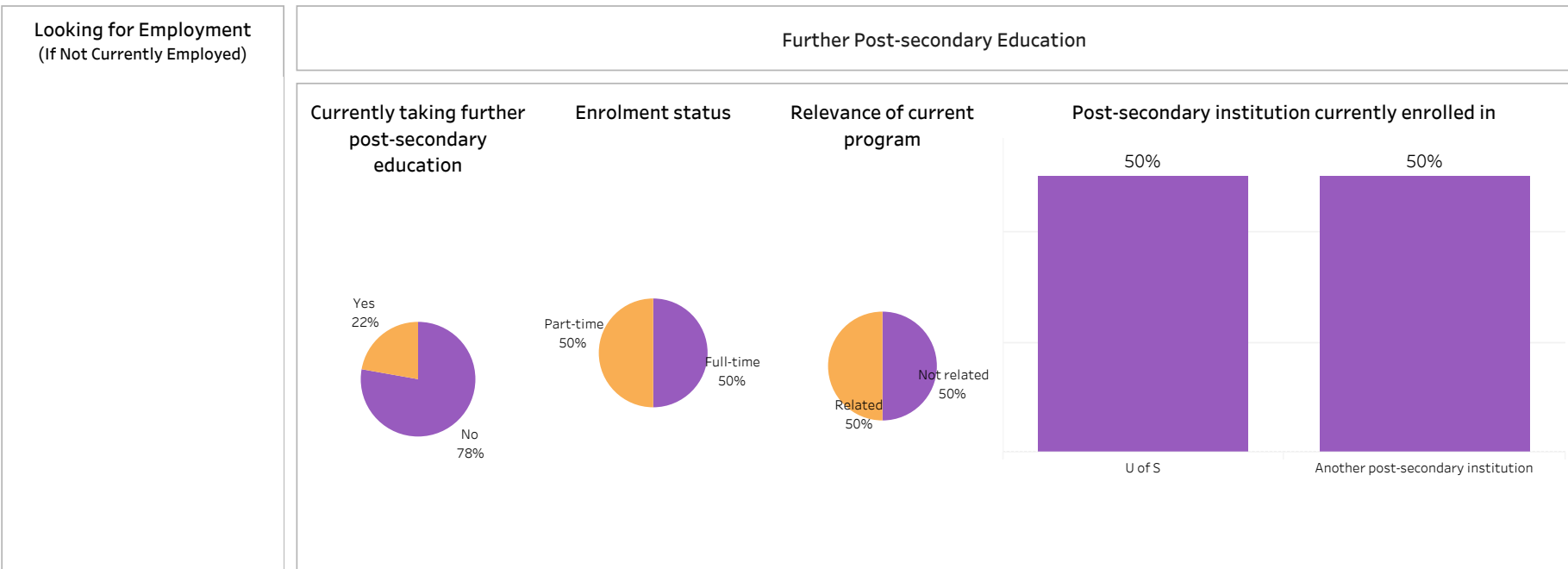
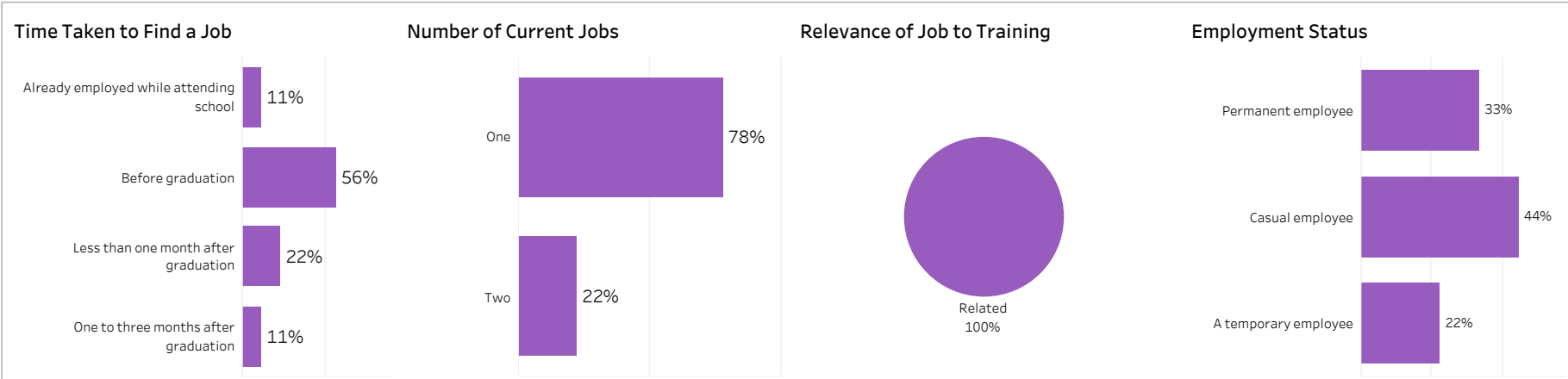
Institutional Research and Analysis (IR&A)



## 2018-19 Graduate Follow-up Survey Summary of Results (2/2)

Campus: **Saskatoon**; School: **Health Sciences**; Program: **Medical Radiologic Technology**; Credential: **DIP**;  
Program Type: **Base**

Number of  
Respondents: 9





## 2018-19 Graduate Follow-up Survey Summary of Results (1/2)

School: **Health Sciences**; Program: **Pharmacy Technician**; Campus: **Saskatoon**; Credential: **CERT**; Program Type: **Base**

Number of Respondents: 1

Class of Graduates  
2018-19

Base/Con Ed/Brokered  
Base

School  
Health Sciences

Program  
Pharmacy Technician

Administering Campus  
Saskatoon

Credential  
CERT

Indigenous  
All

### Overall Employment

Available Workforce	# of Grads Employed	Employment Rate	# of Full-time Employed Grads	Full-time Employment Rate
1	1	100%	1	100%

### Training Related Employment

Available Workforce	# of Grads Employed	Employment Rate	# of Full-time Employed Grads	Full-time Employment Rate
1	1	100%	1	100%

### Location of Employment

Saskatoon	Regina	Moose Jaw	Prince Albert	Elsewhere in SK	Outside Sask
100%	0%	0%	0%	0%	0%

### Average Annual Salary

Overall (\$)	58,240
Full-time Training Related (\$)	58,240

### Salary by Location

	Overall (\$)	Full-time Training Related (\$)
Saskatoon	58,240	58,240

### Overall Satisfaction with Program

0%	100%	0%	0%	0%
Very Satisfied	Somewhat Satisfied	Somewhat Dissatisfied	Very Dissatisfied	Not sure

### Satisfaction with Sask Polytech

Satisfied with the decision to attend Saskpolytech	Recommend program to others	Recommend Saskpolytech to others
100%	100%	100%

### Satisfaction with Campus Facilities & Services

■ Satisfied ■ Dissatisfied ■ Not sure

#### Campus facilities



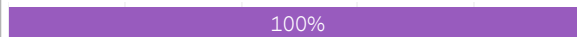
#### Campus activities



#### Instruction delivered



#### Student support services



#### Educational experience



### Relevance of Program to Field of Employment

100%	0%	0%	0%	0%
Very satisfied	Somewhat Satisfied	Somewhat Dissatisfied	Very Dissatisfied	Not sure

### Program Benefits

#### Skills and knowledge relevant in the workplace

100%	0%	0%
Great/Some Extent	No Extent At All	Not Sure/Not Applicable

#### Improved earning potential

100%	0%	0%
Great/Some Extent	No Extent At All	Not Sure/Not Applicable

#### Improved employment opportunities

100%	0%	0%
Great/Some Extent	No Extent At All	Not Sure/Not Applicable

### Location of Current Residence

Saskatoon
100%

Institutional Research and Analysis (IR&A)

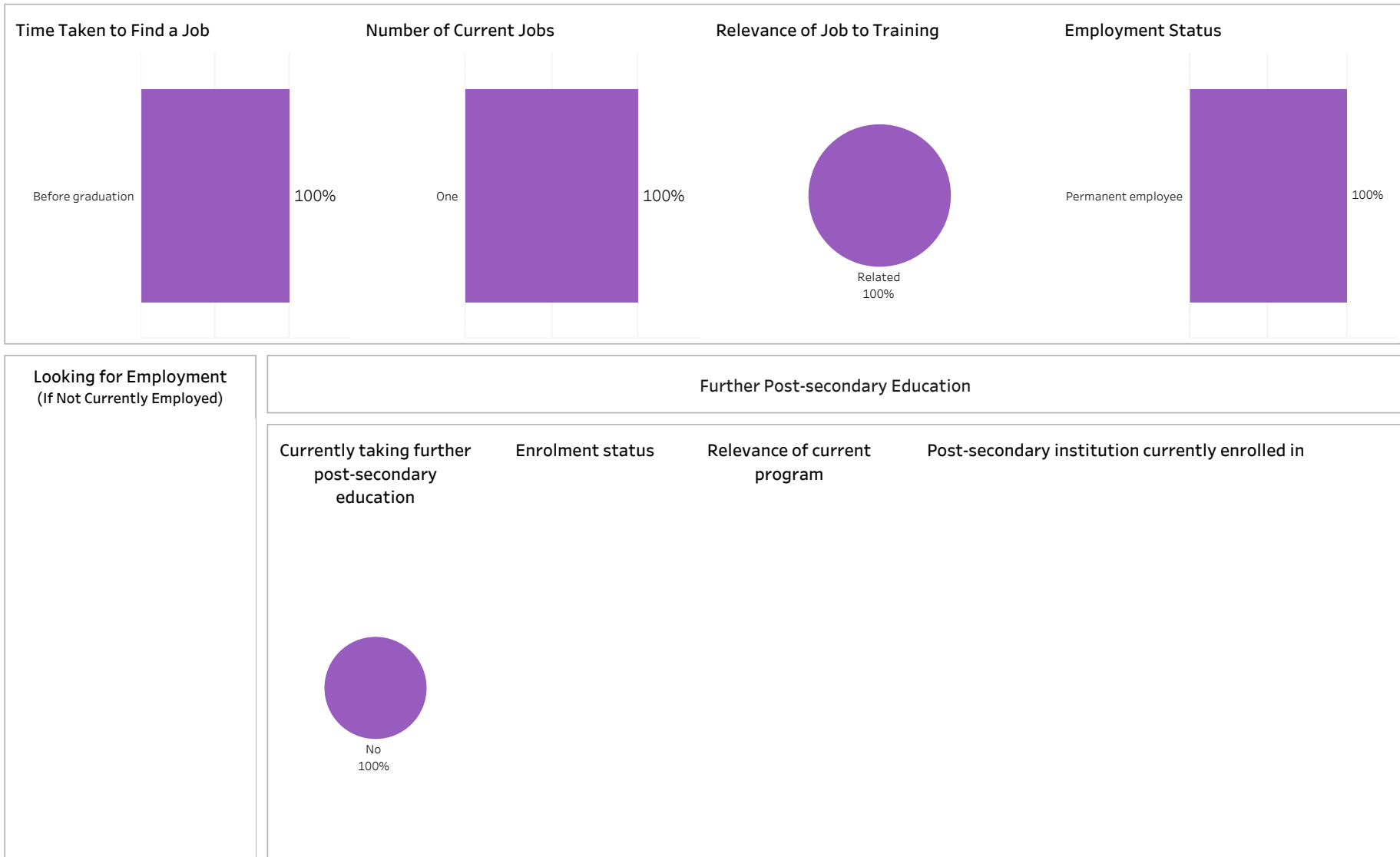




## 2018-19 Graduate Follow-up Survey Summary of Results (2/2)

Campus: **Saskatoon**; School: **Health Sciences**; Program: **Pharmacy Technician**; Credential: **CERT**; Program Type: **Base**

Number of  
Respondents: 1





# 2018-19 Graduate Follow-up Survey Summary of Results (1/2)

School: **Health Sciences**; Program: **Pharmacy Technician**; Campus: **Saskatoon**; Credential: **DIP**; Program Type: **Base**

Number of Respondents: 7

Class of Graduates: 2018-19  
Base/Con Ed/Brokered Base  
School: Health Sciences  
Program: Pharmacy Technician  
Administering Campus: Saskatoon  
Credential: DIP  
Indigenous: All

## Overall Employment

Available Workforce	# of Grads Employed	Employment Rate	# of Full-time Employed Grads	Full-time Employment Rate
7	7	100%	7	100%

## Training Related Employment

Available Workforce	# of Grads Employed	Employment Rate	# of Full-time Employed Grads	Full-time Employment Rate
7	7	100%	7	100%

## Location of Employment

Saskatoon	Regina	Moose Jaw	Prince Albert	Elsewhere in SK	Outside Sask
57%	43%	0%	0%	0%	0%

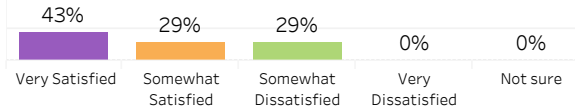
## Average Annual Salary

Overall (\$)	54,373
Full-time Training Related (\$)	54,373

## Salary by Location

	Overall (\$)	Full-time Training Related (\$)
Saskatoon	54,426.0	54,426.0
Regina	54,215.9	54,215.9

## Overall Satisfaction with Program



## Satisfaction with Sask Polytech

Satisfied with the decision to attend Saskpolytech	Recommend program to others	Recommend Saskpolytech to others
86%	57%	86%

## Satisfaction with Campus Facilities & Services

Legend: Satisfied (Purple), Dissatisfied (Orange), Not sure (Pink)

### Campus facilities



### Campus activities



### Instruction delivered



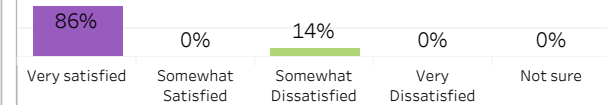
### Student support services



### Educational experience

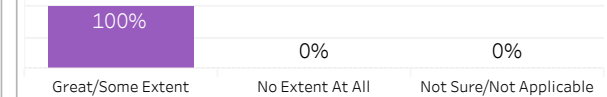


## Relevance of Program to Field of Employment

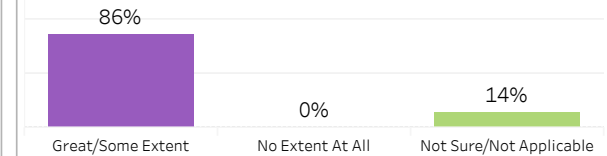


## Program Benefits

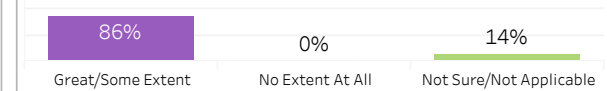
### Skills and knowledge relevant in the workplace



### Improved earning potential



### Improved employment opportunities



## Location of Current Residence

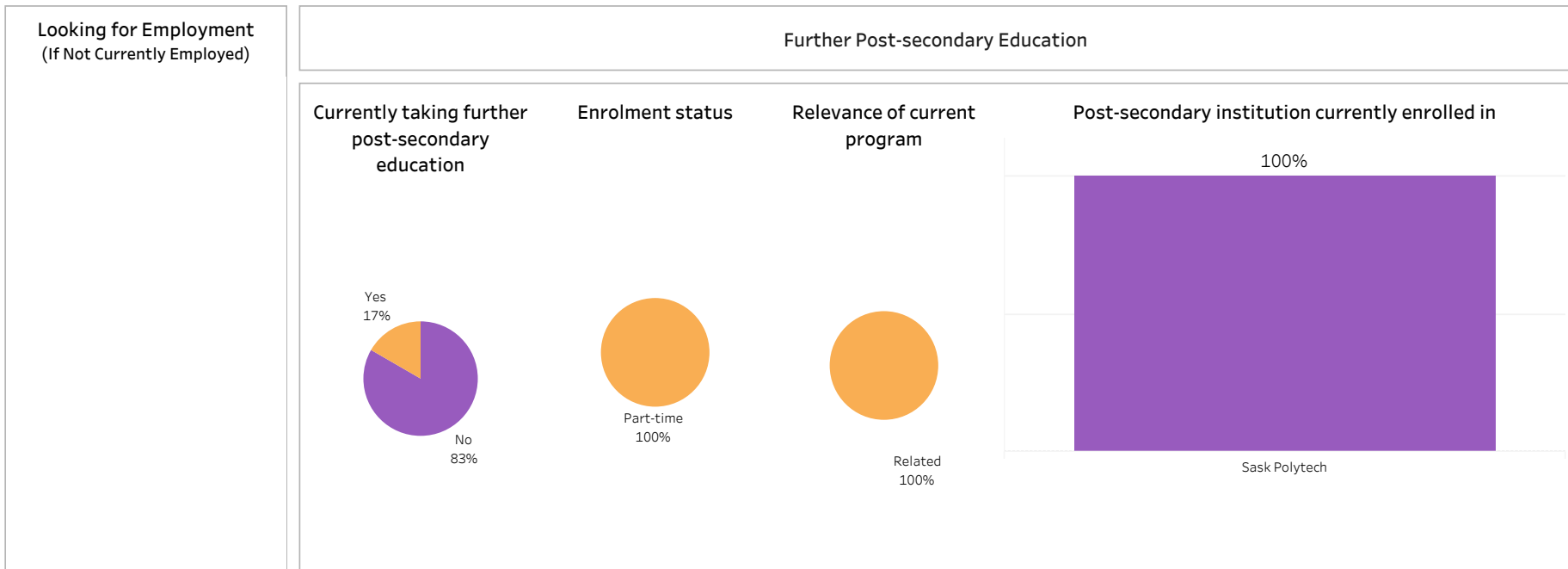
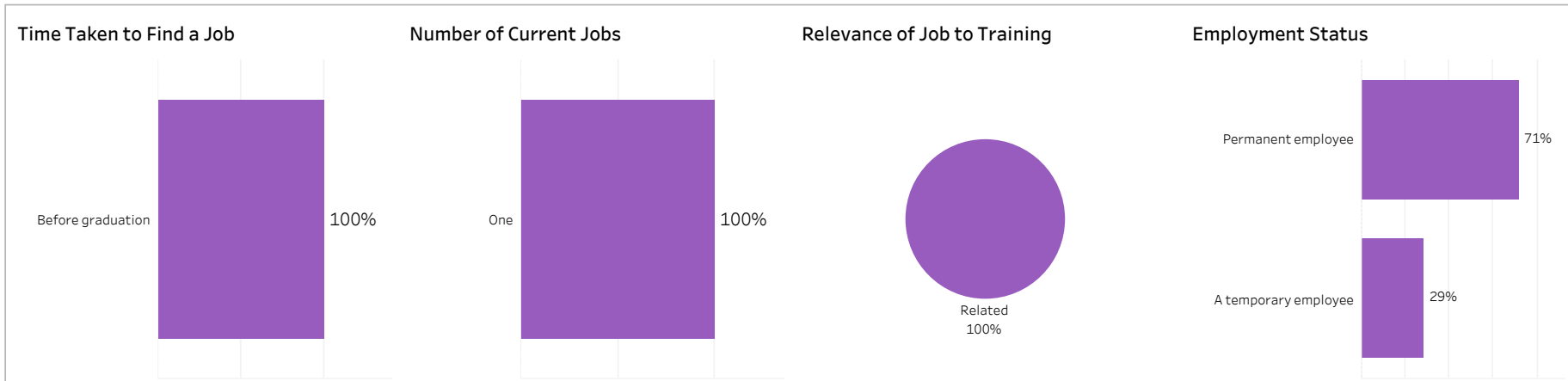
Saskatoon	Regina
57%	43%



## 2018-19 Graduate Follow-up Survey Summary of Results (2/2)

Campus: **Saskatoon**; School: **Health Sciences**; Program: **Pharmacy Technician**; Credential: **DIP**; Program Type: **Base**

Number of  
Respondents: 7





## 2018-19 Graduate Follow-up Survey Summary of Results (1/2)

School: **Health Sciences**; Program: **Phlebotomy**; Campus: **Saskatoon**; Credential: **APCERT**; Program Type: **Con Ed - Sask Polytech Delivered**

Number of Respondents:  
19

Class of Graduates  
2018-19

Base/Con Ed/Brokered  
Con Ed - Sask Polytech D..

School  
Health Sciences

Program  
Phlebotomy

Administering Campus  
Saskatoon

Credential  
APCERT

Indigenous  
All

### Overall Employment

Available Workforce	# of Grads Employed	Employment Rate	# of Full-time Employed Grads	Full-time Employment Rate
17	16	94%	8	47%

### Training Related Employment

Available Workforce	# of Grads Employed	Employment Rate	# of Full-time Employed Grads	Full-time Employment Rate
17	12	71%	6	35%

### Location of Employment

Saskatoon	Regina	Moose Jaw	Prince Albert	Elsewhere in SK	Outside Sask
81%	6%	6%	0%	6%	0%

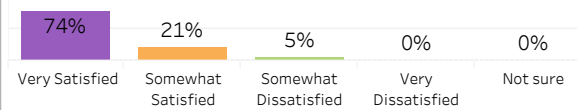
### Average Annual Salary

Overall (\$)	27,014
Full-time Training Related (\$)	39,115

### Salary by Location

	Overall (\$)	Full-time Training Related (\$)
Saskatoon	25,216	36,173
Regina		
Moose Jaw	45,000	45,000
Elsewhere in SK		

### Overall Satisfaction with Program



### Satisfaction with Sask Polytech

Satisfied with the decision to attend Saskpolytech	Recommend program to others	Recommend Saskpolytech to others
94%	84%	100%

### Satisfaction with Campus Facilities & Services

■ Satisfied ■ Dissatisfied ■ Not sure

#### Campus facilities



#### Campus activities



#### Instruction delivered



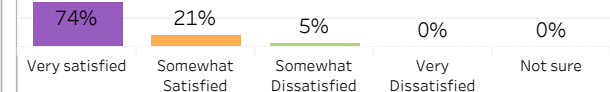
#### Student support services



#### Educational experience

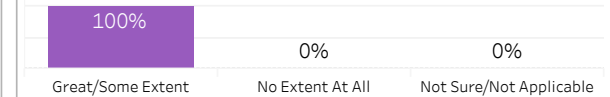


### Relevance of Program to Field of Employment

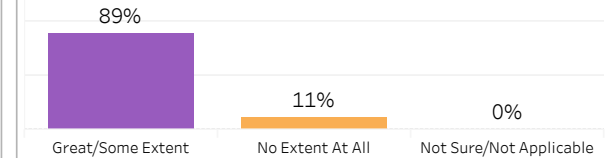


### Program Benefits

#### Skills and knowledge relevant in the workplace



#### Improved earning potential



#### Improved employment opportunities



### Location of Current Residence

Saskatoon	Regina	Moose Jaw	Elsewhere in SK
79%	11%	5%	5%

Institutional Research and Analysis (IR&A)

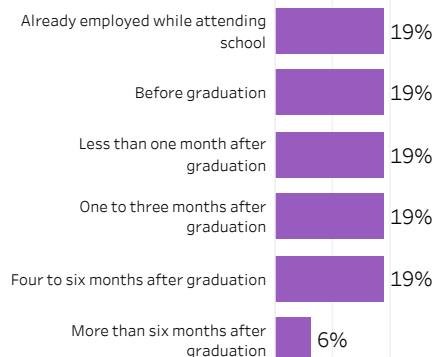


## 2018-19 Graduate Follow-up Survey Summary of Results (2/2)

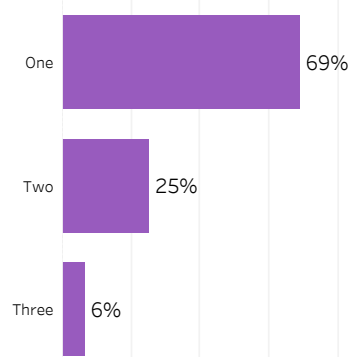
Campus: **Saskatoon**; School: **Health Sciences**; Program: **Phlebotomy**; Credential: **APCERT**; Program Type:  
**Con Ed - Sask Polytech Delivered**

Number of  
Respondents: 19

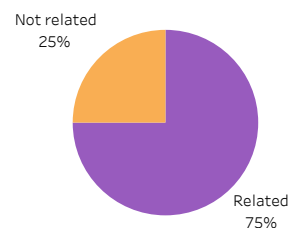
### Time Taken to Find a Job



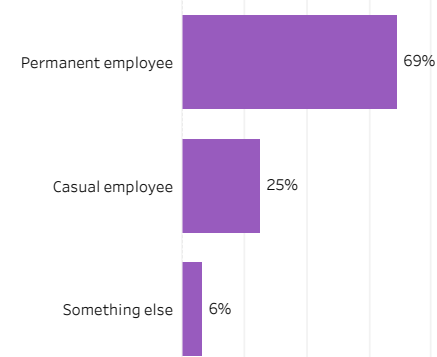
### Number of Current Jobs



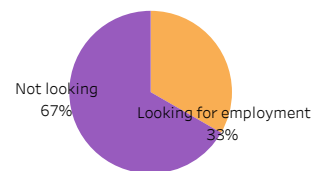
### Relevance of Job to Training



### Employment Status

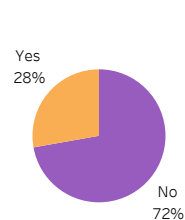


### Looking for Employment (If Not Currently Employed)

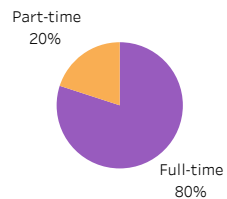


### Further Post-secondary Education

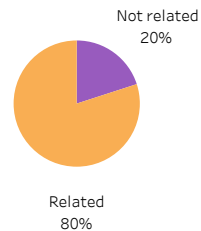
#### Currently taking further post-secondary education



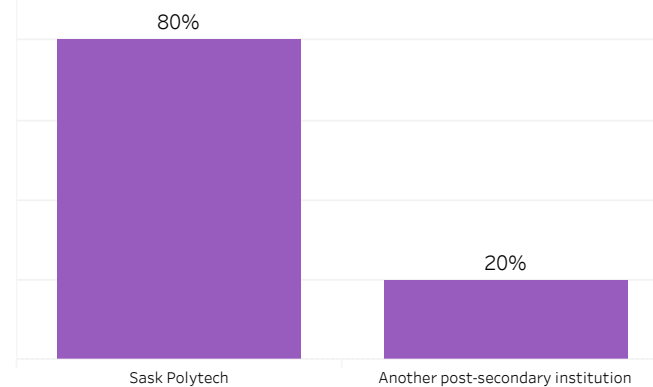
#### Enrolment status



#### Relevance of current program



#### Post-secondary institution currently enrolled in





# 2018-19 Graduate Follow-up Survey Summary of Results (1/2)

School: **Health Sciences**; Program: **Primary Care Paramedic**; Campus: **Regina**; Credential: **CERT**; Program Type: **Base**

Number of Respondents:  
17

Class of Graduates: 2018-19  
Base/Con Ed/Brokered: Base  
School: Health Sciences  
Program: Primary Care Paramedic  
Administering Campus: Regina  
Credential: CERT  
Indigenous: All

## Overall Employment

Available Workforce	# of Grads Employed	Employment Rate	# of Full-time Employed Grads	Full-time Employment Rate
17	16	94%	14	82%

## Training Related Employment

Available Workforce	# of Grads Employed	Employment Rate	# of Full-time Employed Grads	Full-time Employment Rate
17	15	88%	14	82%

## Location of Employment

Saskatoon	Regina	Moose Jaw	Prince Albert	Elsewhere in SK	Outside Sask
0%	25%	0%	0%	63%	13%

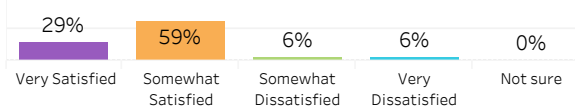
## Average Annual Salary

Overall (\$)	52,212
Full-time Training Related (\$)	57,260

## Salary by Location

	Overall (\$)	Full-time Training Related (\$)
Regina	49,213	63,420
Elsewhere in SK	54,554	58,616
Manitoba	45,000	45,000

## Overall Satisfaction with Program



## Satisfaction with Sask Polytech

Satisfied with the decision to attend Saskpolytech	Recommend program to others	Recommend Saskpolytech to others
100%	94%	100%

## Satisfaction with Campus Facilities & Services

Legend: Satisfied (Purple), Dissatisfied (Orange), Not sure (Pink)

### Campus facilities



### Campus activities



### Instruction delivered



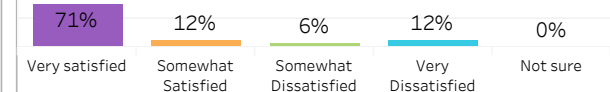
### Student support services



### Educational experience

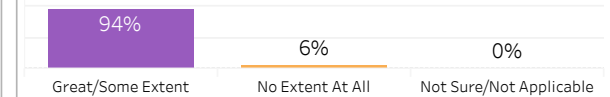


## Relevance of Program to Field of Employment

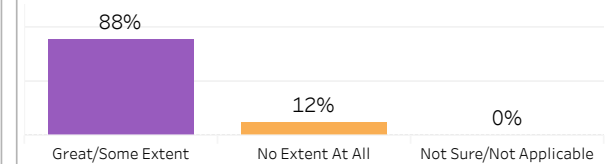


## Program Benefits

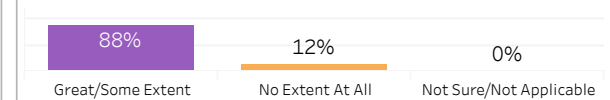
### Skills and knowledge relevant in the workplace



### Improved earning potential



### Improved employment opportunities



## Location of Current Residence

Regina	Elsewhere in SK	Outside Sask
47%	35%	18%



## 2018-19 Graduate Follow-up Survey Summary of Results (2/2)

Campus: **Regina**; School: **Health Sciences**; Program: **Primary Care Paramedic**; Credential: **CERT**; Program Type: **Base**

Number of  
Respondents: 17



Institutional Research and Analysis (IR&A)



## 2018-19 Graduate Follow-up Survey Summary of Results (1/2)

School: **Health Sciences**; Program: **Primary Care Paramedic**; Campus: **Regina**; Credential: **CERT**; Program Type: **Con Ed - Brokered**

Number of Respondents:  
11

Class of Graduates  
2018-19

Base/Con Ed/Brokered  
Con Ed - Brokered

School  
Health Sciences

Program  
Primary Care Paramedic

Administering Campus  
Regina

Credential  
CERT

Indigenous  
All

### Overall Employment

Available Workforce	# of Grads Employed	Employment Rate	# of Full-time Employed Grads	Full-time Employment Rate
10	10	100%	7	70%

### Training Related Employment

Available Workforce	# of Grads Employed	Employment Rate	# of Full-time Employed Grads	Full-time Employment Rate
10	10	100%	7	70%

### Location of Employment

Saskatoon	Regina	Moose Jaw	Prince Albert	Elsewhere in SK	Outside Sask
0%	0%	0%	0%	90%	10%

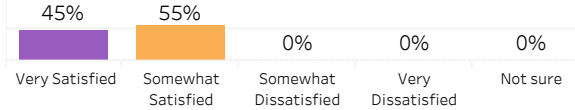
### Average Annual Salary

Overall (\$)	60,456
Full-time Training Related (\$)	69,762

### Salary by Location

	Overall (\$)	Full-time Training Related (\$)
Elsewhere in SK	60,456	69,762
Manitoba		

### Overall Satisfaction with Program



### Satisfaction with Sask Polytech

Satisfied with the decision to attend Saskpolytech	Recommend program to others	Recommend Saskpolytech to others
91%	91%	91%

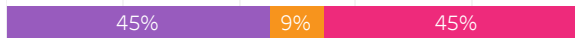
### Satisfaction with Campus Facilities & Services

■ Satisfied ■ Dissatisfied ■ Not sure

#### Campus facilities



#### Campus activities



#### Instruction delivered



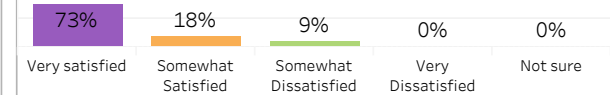
#### Student support services



#### Educational experience

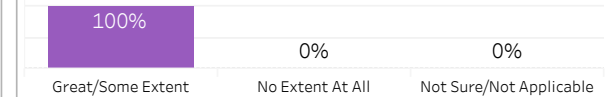


### Relevance of Program to Field of Employment

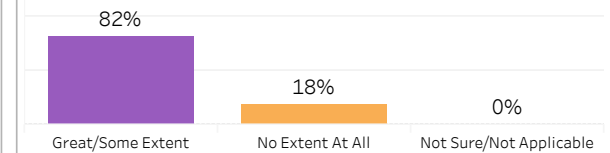


### Program Benefits

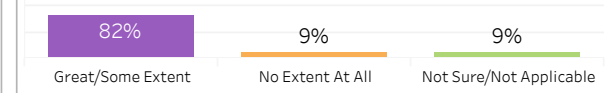
#### Skills and knowledge relevant in the workplace



#### Improved earning potential



#### Improved employment opportunities



### Location of Current Residence

Regina	Elsewhere in SK	Outside Sask
9%	82%	9%

Institutional Research and Analysis (IR&A)

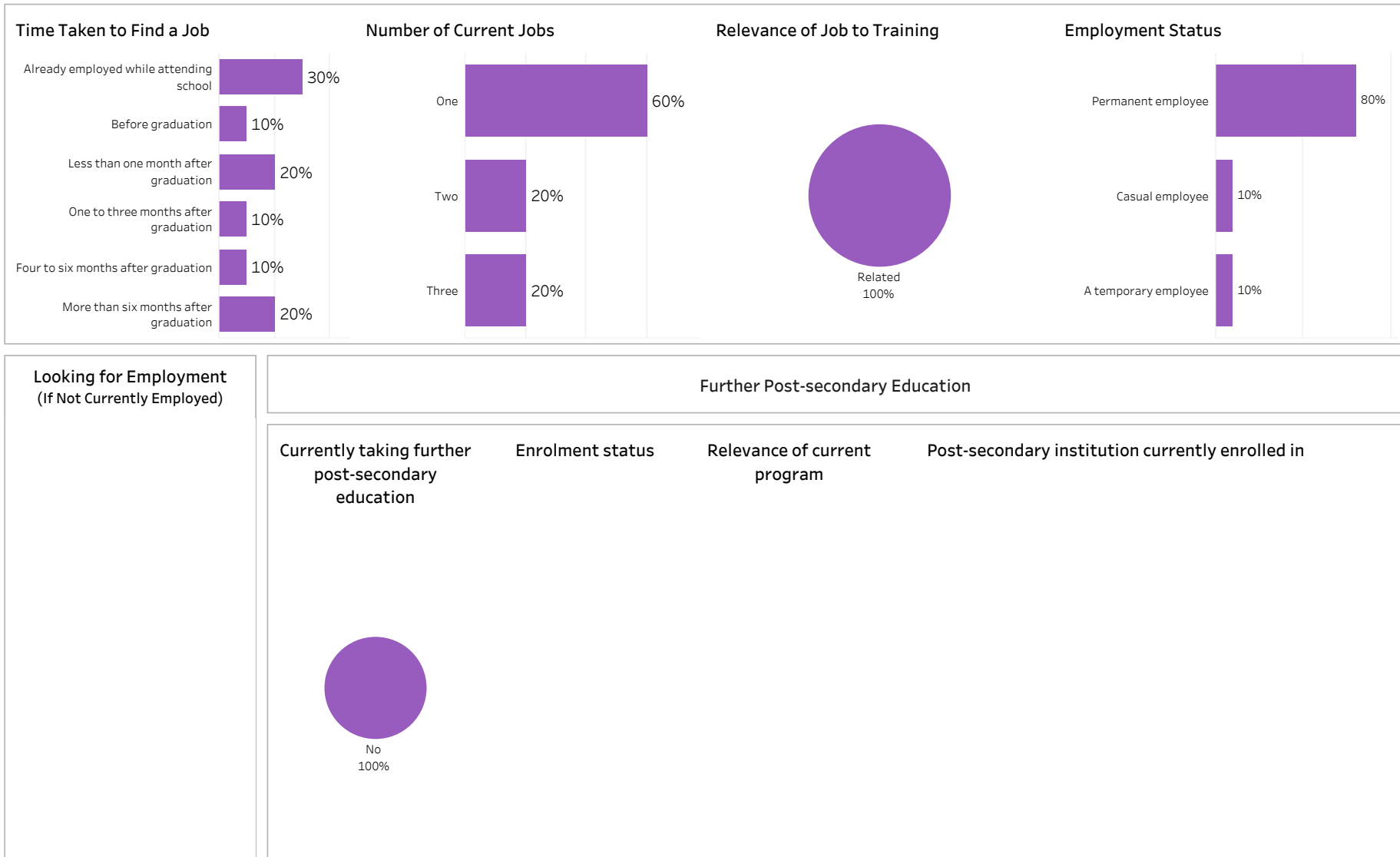




## 2018-19 Graduate Follow-up Survey Summary of Results (2/2)

Campus: **Regina**; School: **Health Sciences**; Program: **Primary Care Paramedic**; Credential: **CERT**; Program Type: **Con Ed - Brokered**

Number of  
Respondents: 11



Institutional Research and Analysis (IR&A)



# 2018-19 Graduate Follow-up Survey Summary of Results (1/2)

School: **Health Sciences**; Program: **Primary Care Paramedic**; Campus: **Saskatoon**; Credential: **CERT**;  
Program Type: **Base**

Number of Respondents:  
24

Class of Graduates: 2018-19  
Base/Con Ed/Brokered: Base  
School: Health Sciences  
Program: Primary Care Paramedic  
Administering Campus: Saskatoon  
Credential: CERT  
Indigenous: All

## Overall Employment

Available Workforce	# of Grads Employed	Employment Rate	# of Full-time Employed Grads	Full-time Employment Rate
24	24	100%	22	92%

## Training Related Employment

Available Workforce	# of Grads Employed	Employment Rate	# of Full-time Employed Grads	Full-time Employment Rate
24	19	79%	17	71%

## Location of Employment

Saskatoon	Regina	Moose Jaw	Prince Albert	Elsewhere in SK	Outside Sask
38%	0%	0%	4%	54%	4%

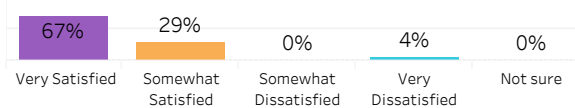
## Average Annual Salary

Overall (\$)	54,118
Full-time Training Related (\$)	63,980

## Salary by Location

	Overall (\$)	Full-time Training Related (\$)
Saskatoon	35,624	80,000
Prince Albert		
Elsewhere in SK	60,776	60,776
Alberta	80,000	80,000

## Overall Satisfaction with Program



## Satisfaction with Sask Polytech

Satisfied with the decision to attend Saskpolytech	Recommend program to others	Recommend Saskpolytech to others
96%	92%	88%

## Satisfaction with Campus Facilities & Services

Legend: Satisfied (Purple), Dissatisfied (Orange), Not sure (Pink)

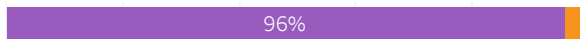
### Campus facilities



### Campus activities



### Instruction delivered



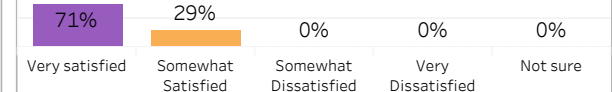
### Student support services



### Educational experience

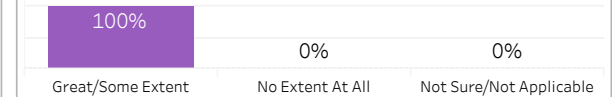


## Relevance of Program to Field of Employment

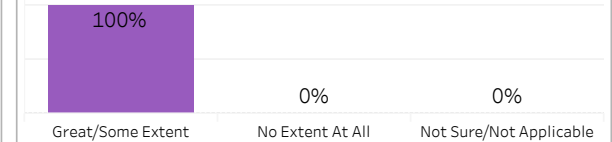


## Program Benefits

### Skills and knowledge relevant in the workplace



### Improved earning potential



### Improved employment opportunities



## Location of Current Residence

Saskatoon	Elsewhere in SK	Outside Sask
79%	17%	4%

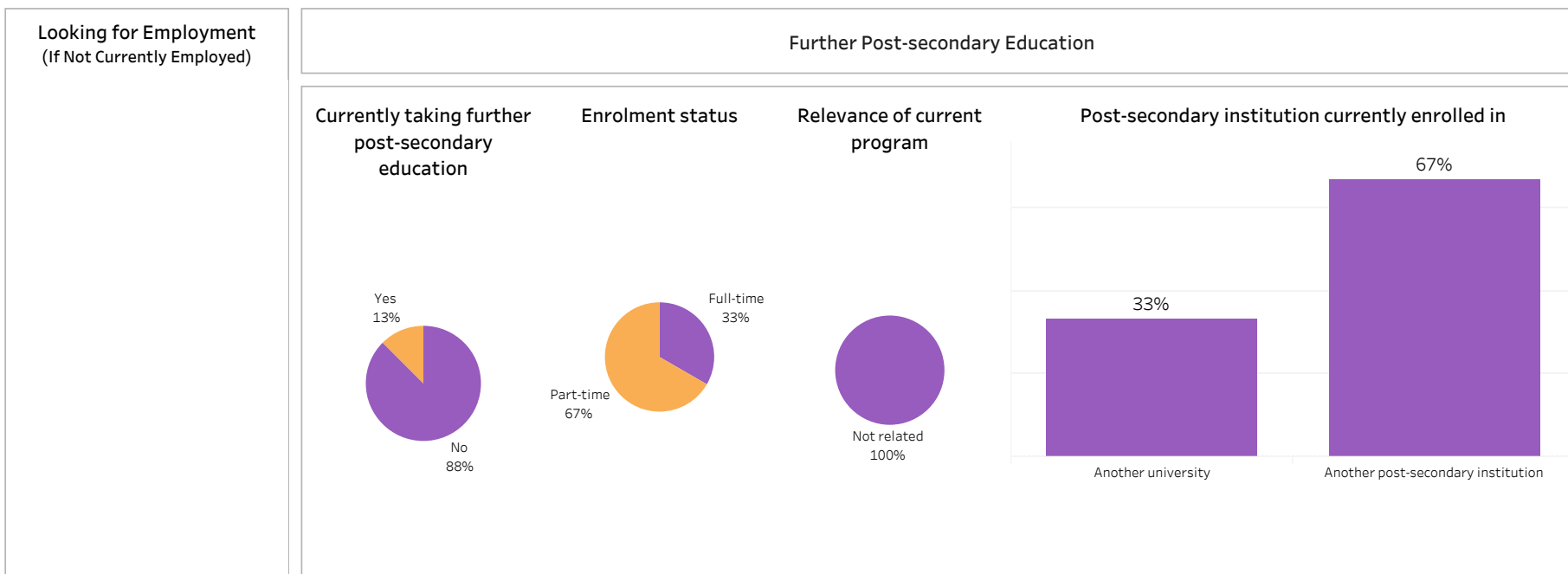
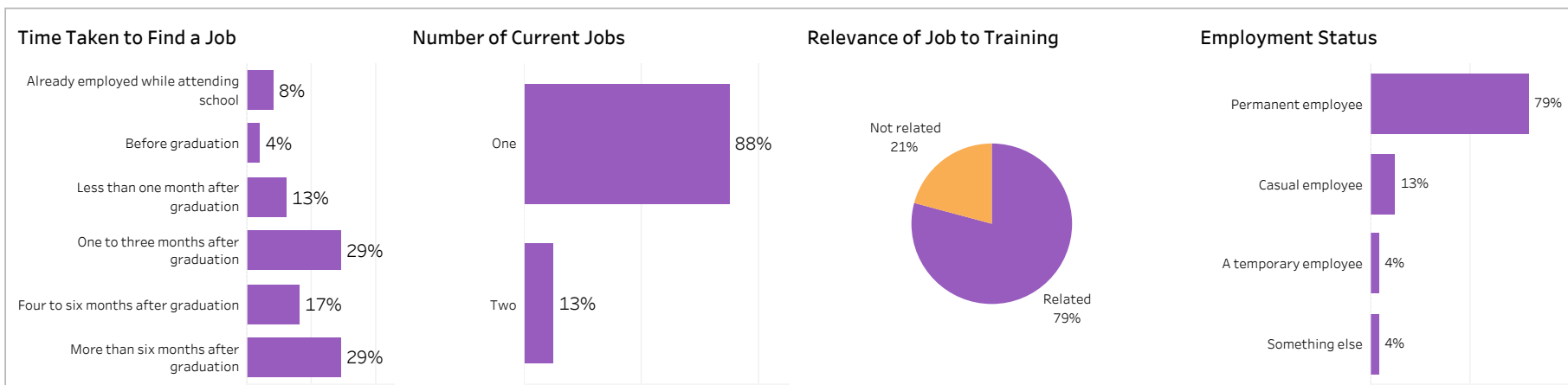
Institutional Research and Analysis (IR&A)



## 2018-19 Graduate Follow-up Survey Summary of Results (2/2)

Campus: **Saskatoon**; School: **Health Sciences**; Program: **Primary Care Paramedic**; Credential: **CERT**;  
Program Type: **Base**

Number of  
Respondents: 24



Institutional Research and Analysis (IR&A)



## 2018-19 Graduate Follow-up Survey Summary of Results (1/2)

School: **Health Sciences**; Program: **Primary Care Paramedic**; Campus: **Saskatoon**; Credential: **CERT**;  
Program Type: **Con Ed - Brokered**

Number of Respondents: 2

Class of Graduates  
2018-19

Base/Con Ed/Brokered  
Con Ed - Brokered

School  
Health Sciences

Program  
Primary Care Paramedic

Administering Campus  
Saskatoon

Credential  
CERT

Indigenous  
All

### Overall Employment

Available Workforce	# of Grads Employed	Employment Rate	# of Full-time Employed Grads	Full-time Employment Rate
2	2	100%	2	100%

### Training Related Employment

Available Workforce	# of Grads Employed	Employment Rate	# of Full-time Employed Grads	Full-time Employment Rate
2	2	100%	2	100%

### Location of Employment

Saskatoon	Regina	Moose Jaw	Prince Albert	Elsewhere in SK	Outside Sask
0%	0%	0%	50%	50%	0%

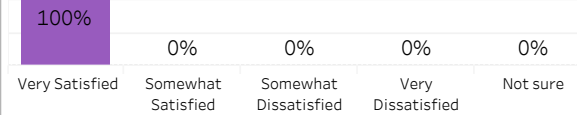
### Average Annual Salary

Overall (\$)	68,500
Full-time Training Related (\$)	68,500

### Salary by Location

	Overall (\$)	Full-time Training Related (\$)
Prince Albert	57,000	57,000
Elsewhere in SK	80,000	80,000

### Overall Satisfaction with Program



### Satisfaction with Sask Polytech

Satisfied with the decision to attend Saskpolytech	Recommend program to others	Recommend Saskpolytech to others
100%	50%	100%

### Satisfaction with Campus Facilities & Services

■ Satisfied
 ■ Dissatisfied
 ■ Not sure

#### Campus facilities



#### Campus activities



#### Instruction delivered



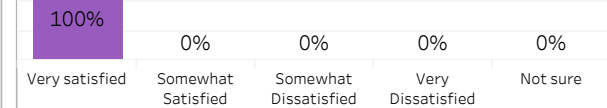
#### Student support services



#### Educational experience

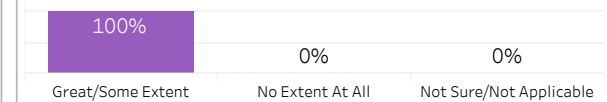


### Relevance of Program to Field of Employment

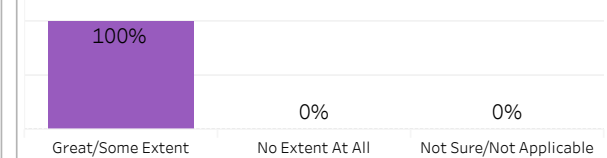


### Program Benefits

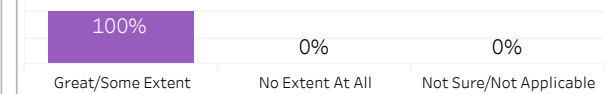
#### Skills and knowledge relevant in the workplace



#### Improved earning potential



#### Improved employment opportunities



### Location of Current Residence

Prince Albert	Elsewhere in SK
50%	50%

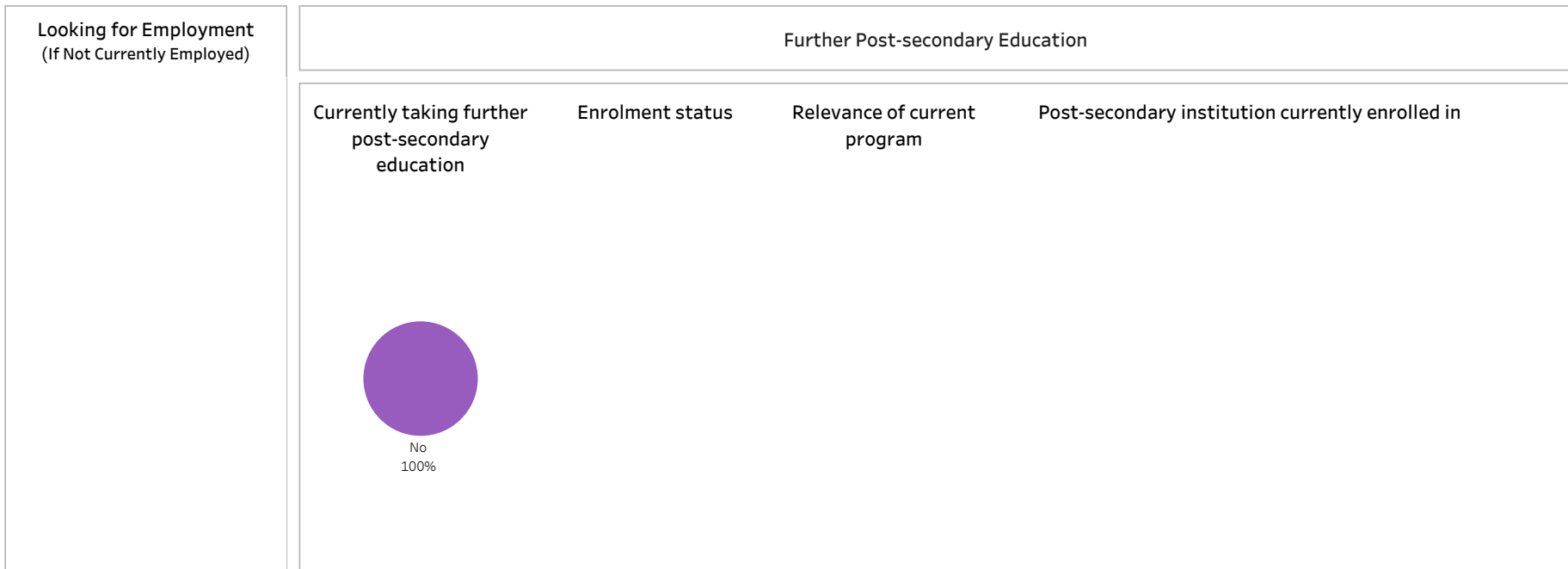
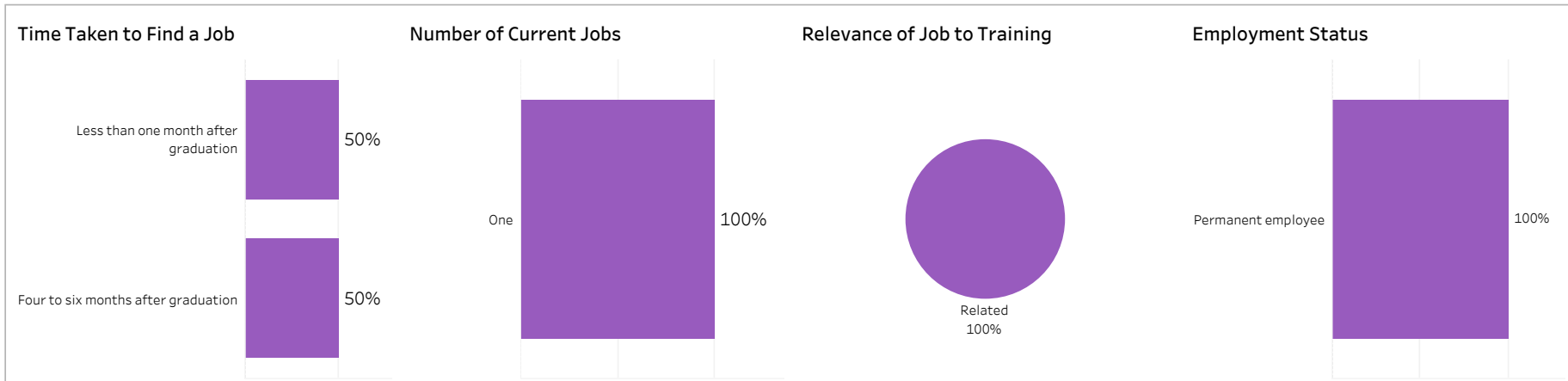
Institutional Research and Analysis (IR&A)



## 2018-19 Graduate Follow-up Survey Summary of Results (2/2)

Campus: **Saskatoon**; School: **Health Sciences**; Program: **Primary Care Paramedic**; Credential: **CERT**;  
Program Type: **Con Ed - Brokered**

Number of  
Respondents: 2





# 2018-19 Graduate Follow-up Survey Summary of Results (1/2)

School: **Health Sciences**; Program: **Therapeutic Recreation**; Campus: **Saskatoon**; Credential: **DIP**; Program Type: **Base**

Number of Respondents:  
10

Class of Graduates: 2018-19  
Base/Con Ed/Brokered: Base  
School: Health Sciences  
Program: Therapeutic Recreation  
Administering Campus: Saskatoon  
Credential: DIP  
Indigenous: All

## Overall Employment

Available Workforce	# of Grads Employed	Employment Rate	# of Full-time Employed Grads	Full-time Employment Rate
7	7	100%	4	57%

## Training Related Employment

Available Workforce	# of Grads Employed	Employment Rate	# of Full-time Employed Grads	Full-time Employment Rate
7	6	86%	3	43%

## Location of Employment

Saskatoon	Regina	Moose Jaw	Prince Albert	Elsewhere in SK	Outside Sask
43%	14%	0%	29%	14%	0%

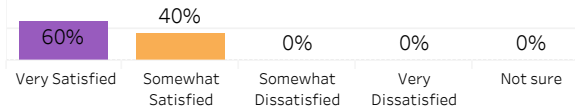
## Average Annual Salary

Overall (\$)	37,529
Full-time Training Related (\$)	48,976

## Salary by Location

	Overall (\$)	Full-time Training Related (\$)
Saskatoon	39,009	48,764
Regina	21,216	
Prince Albert		
Elsewhere in SK	49,400	49,400

## Overall Satisfaction with Program



## Satisfaction with Sask Polytech

Satisfied with the decision to attend Saskpolytech	Recommend program to others	Recommend Saskpolytech to others
89%	100%	89%

## Satisfaction with Campus Facilities & Services

Legend: Satisfied (Purple), Dissatisfied (Orange), Not sure (Pink)

### Campus facilities



### Campus activities



### Instruction delivered



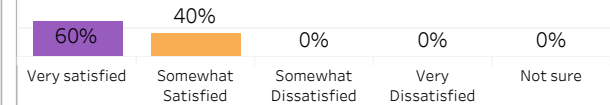
### Student support services



### Educational experience

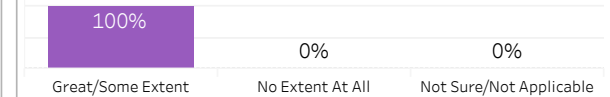


## Relevance of Program to Field of Employment

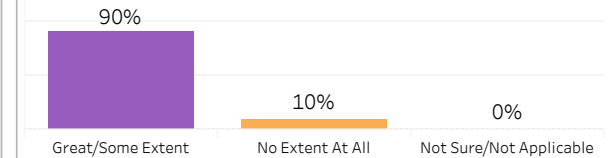


## Program Benefits

### Skills and knowledge relevant in the workplace



### Improved earning potential



### Improved employment opportunities



## Location of Current Residence

Saskatoon	Regina	Prince Albert	Elsewhere in SK
40%	30%	20%	10%

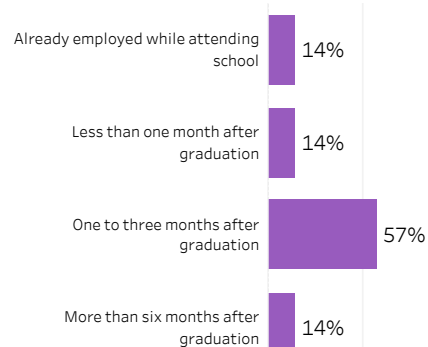


## 2018-19 Graduate Follow-up Survey Summary of Results (2/2)

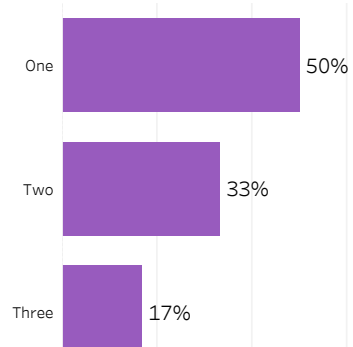
Campus: **Saskatoon**; School: **Health Sciences**; Program: **Therapeutic Recreation**; Credential: **DIP**; Program Type: **Base**

Number of  
Respondents: 10

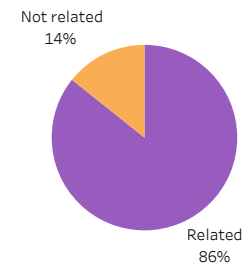
### Time Taken to Find a Job



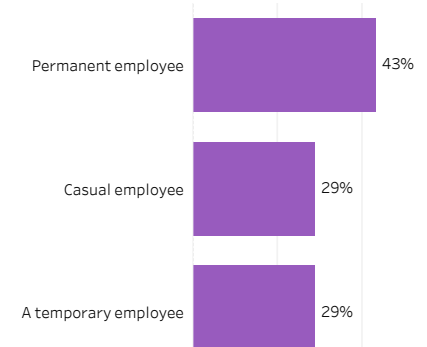
### Number of Current Jobs



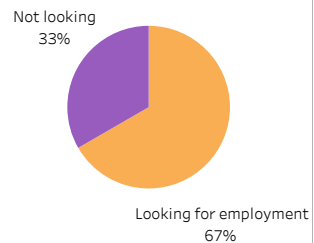
### Relevance of Job to Training



### Employment Status

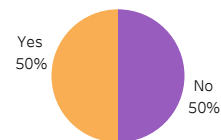


### Looking for Employment (If Not Currently Employed)



### Further Post-secondary Education

#### Currently taking further post-secondary education



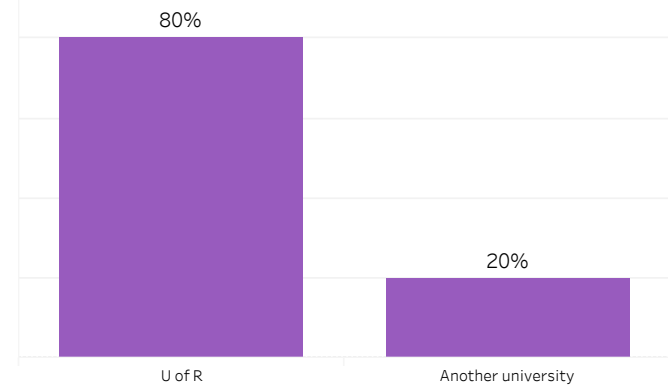
#### Enrolment status



#### Relevance of current program



#### Post-secondary institution currently enrolled in





# 2018-19 Graduate Follow-up Survey Summary of Results (1/2)

School: **Health Sciences**; Program: **Therapeutic Recreation**; Campus: **Saskatoon**; Credential: **DIP**; Program Type: **Con Ed - Sask Polytech Delivered**

Number of Respondents: 2

Class of Graduates: 2018-19  
Base/Con Ed/Brokered: Con Ed - Sask Polytech D..  
School: Health Sciences  
Program: Therapeutic Recreation  
Administering Campus: Saskatoon  
Credential: DIP  
Indigenous: All

## Overall Employment

Available Workforce	# of Grads Employed	Employment Rate	# of Full-time Employed Grads	Full-time Employment Rate
2	2	100%	2	100%

## Training Related Employment

Available Workforce	# of Grads Employed	Employment Rate	# of Full-time Employed Grads	Full-time Employment Rate
2	2	100%	2	100%

## Location of Employment

Saskatoon	Regina	Moose Jaw	Prince Albert	Elsewhere in SK	Outside Sask
0%	50%	0%	0%	50%	0%

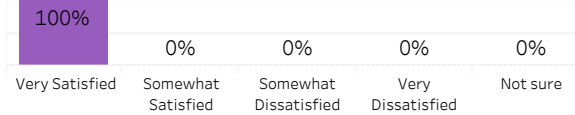
## Average Annual Salary

Overall (\$)	50,000
Full-time Training Related (\$)	50,000

## Salary by Location

	Overall (\$)	Full-time Training Related (\$)
Regina	50,000	50,000
Elsewhere in SK		

## Overall Satisfaction with Program



## Satisfaction with Sask Polytech

Satisfied with the decision to attend Saskpolytech	Recommend program to others	Recommend Saskpolytech to others
50%	100%	100%

## Satisfaction with Campus Facilities & Services

■ Satisfied
 ■ Dissatisfied
 ■ Not sure

### Campus facilities



### Campus activities



### Instruction delivered



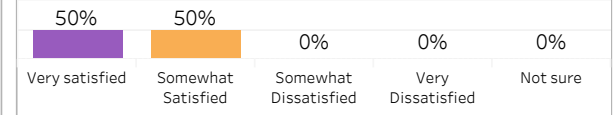
### Student support services



### Educational experience




## Relevance of Program to Field of Employment

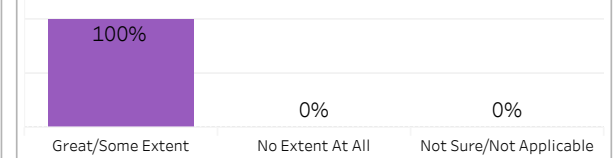


## Program Benefits

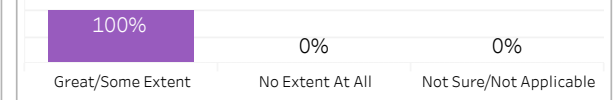
### Skills and knowledge relevant in the workplace



### Improved earning potential



### Improved employment opportunities



## Location of Current Residence

Regina	Elsewhere in SK
50%	50%

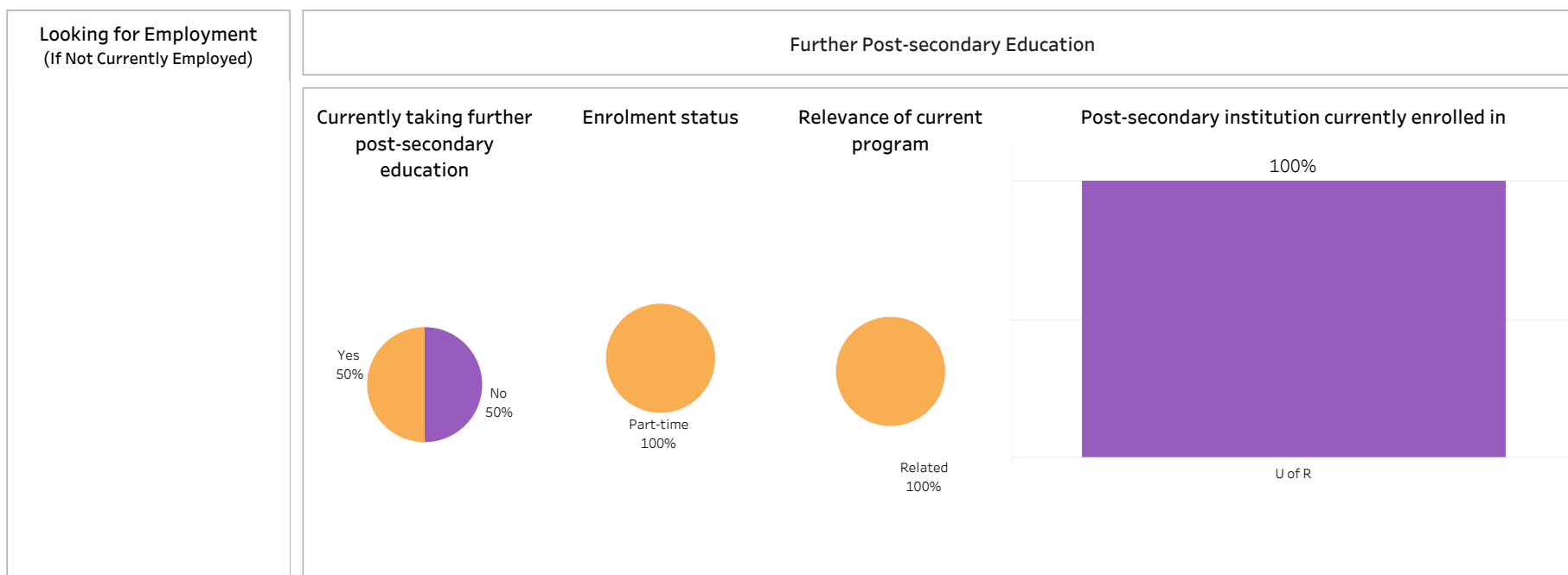
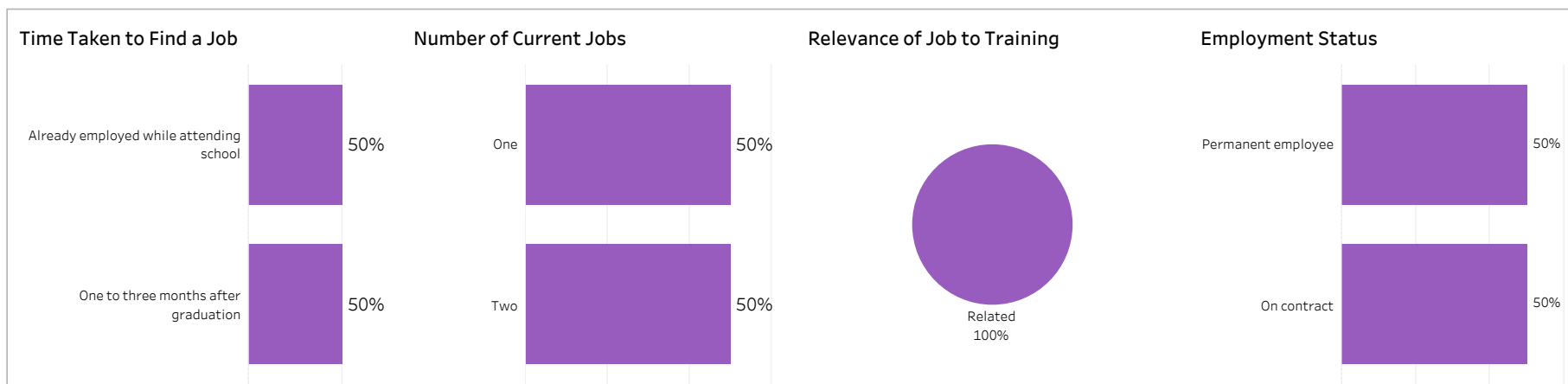




## 2018-19 Graduate Follow-up Survey Summary of Results (2/2)

Campus: **Saskatoon**; School: **Health Sciences**; Program: **Therapeutic Recreation**; Credential: **DIP**; Program Type: **Con Ed - Sask Polytech Delivered**

Number of  
Respondents: 2





# 2018-19 Graduate Follow-up Survey Summary of Results (1/2)

School: **Health Sciences**; Program: **Veterinary Technology**; Campus: **Saskatoon**; Credential: **DIP**; Program Type: **Base**

Number of Respondents:  
12

Class of Graduates: 2018-19  
Base/Con Ed/Brokered: Base  
School: Health Sciences  
Program: Veterinary Technology  
Administering Campus: Saskatoon  
Credential: DIP  
Indigenous: All

## Overall Employment

Available Workforce	# of Grads Employed	Employment Rate	# of Full-time Employed Grads	Full-time Employment Rate
12	12	100%	12	100%

## Training Related Employment

Available Workforce	# of Grads Employed	Employment Rate	# of Full-time Employed Grads	Full-time Employment Rate
12	12	100%	12	100%

## Location of Employment

Saskatoon	Regina	Moose Jaw	Prince Albert	Elsewhere in SK	Outside Sask
50%	25%	8%	0%	17%	0%

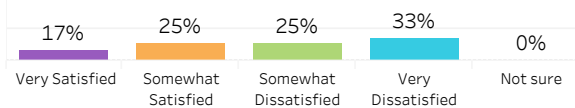
## Average Annual Salary

Overall (\$)	41,321
Full-time Training Related (\$)	41,321

## Salary by Location

	Overall (\$)	Full-time Training Related (\$)
Saskatoon	36,859	36,859
Regina	46,419	46,419
Moose Jaw	52,000	52,000
Elsewhere in SK	42,120	42,120

## Overall Satisfaction with Program



## Satisfaction with Sask Polytech

Satisfied with the decision to attend Saskpolytech	Recommend program to others	Recommend Saskpolytech to others
50%	33%	83%

## Satisfaction with Campus Facilities & Services

Legend: Satisfied (Purple), Dissatisfied (Orange), Not sure (Pink)

### Campus facilities



### Campus activities



### Instruction delivered



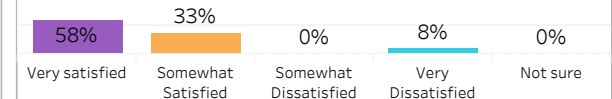
### Student support services



### Educational experience

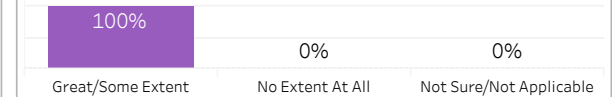


## Relevance of Program to Field of Employment

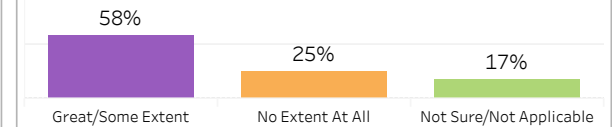


## Program Benefits

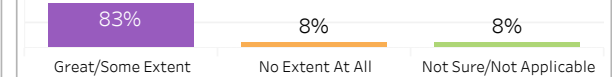
### Skills and knowledge relevant in the workplace



### Improved earning potential



### Improved employment opportunities



## Location of Current Residence

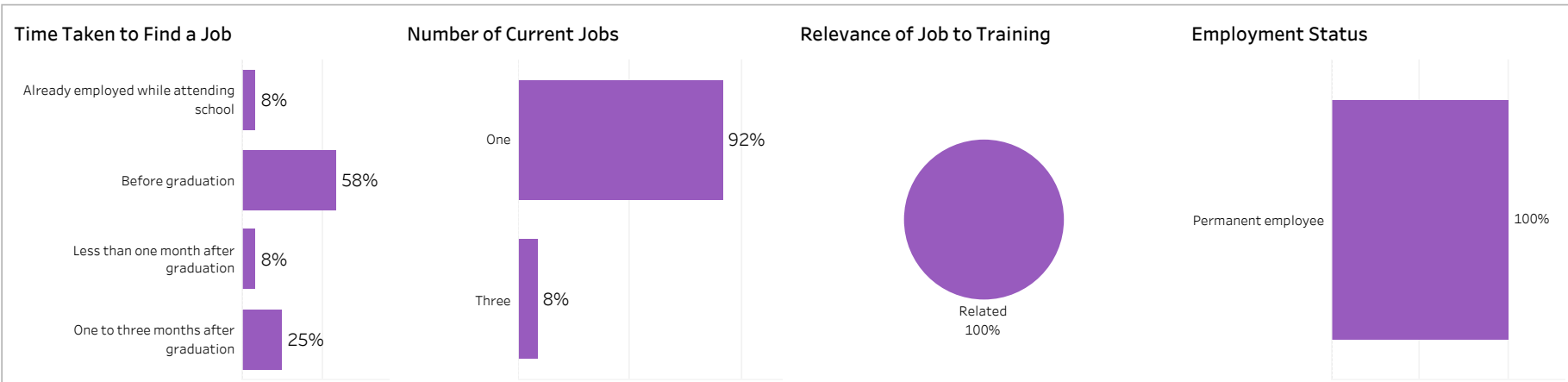
Saskatoon	Regina	Moose Jaw	Elsewhere in SK
42%	25%	8%	25%



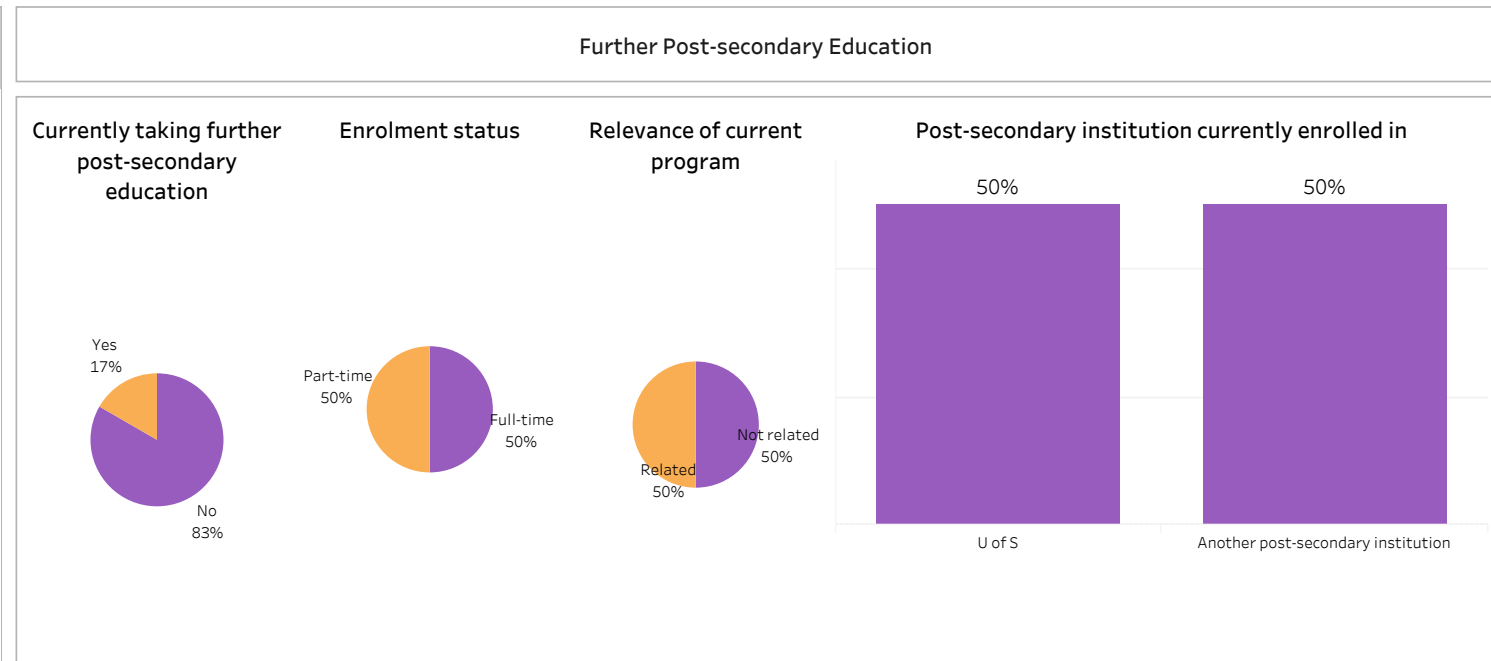
## 2018-19 Graduate Follow-up Survey Summary of Results (2/2)

Campus: **Saskatoon**; School: **Health Sciences**; Program: **Veterinary Technology**; Credential: **DIP**; Program Type: **Base**

Number of  
Respondents: 12



**Looking for Employment  
(If Not Currently Employed)**



# School of Hospitality & Tourism



## 2018-19 Graduate Follow-up Survey Summary of Results (1/2)

School: **Hospitality & Tourism**; Program: **All**; Campus: **All**; Credential: **All**; Program Type: **All**

Number of Respondents:  
126

Class of Graduates  
2018-19

Base/Con Ed/Brokered  
All

School  
Hospitality & Tourism

Program  
All

Administering Campus  
All

Credential  
All

Indigenous  
All

### Overall Employment

Available Workforce	# of Grads Employed	Employment Rate	# of Full-time Employed Grads	Full-time Employment Rate
107	83	78%	65	61%

### Training Related Employment

Available Workforce	# of Grads Employed	Employment Rate	# of Full-time Employed Grads	Full-time Employment Rate
107	66	62%	50	47%

### Location of Employment

Saskatoon	Regina	Moose Jaw	Prince Albert	Elsewhere in SK	Outside Sask
37%	11%	4%	15%	28%	6%

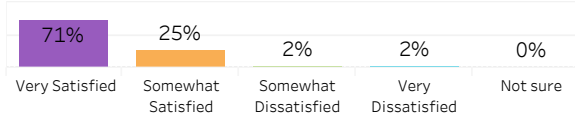
### Average Annual Salary

Overall (\$)	33,837
Full-time Training Related (\$)	34,840

### Salary by Location

	Overall (\$)	Full-time Training Related (\$)
Saskatoon	36,009	37,183
Regina	33,144	45,500
Moose Jaw	32,985	32,985
Prince Albert	25,227	24,960
Elsewhere in SK	31,555	34,243
Alberta	17,888	17,888
British Columbia		
Manitoba	31,200	
Elsewhere in Canada	85,000	

### Overall Satisfaction with Program



### Satisfaction with Sask Polytech

Satisfied with the decision to attend Saskpolytech	Recommend program to others	Recommend Saskpolytech to others
95%	94%	96%

### Satisfaction with Campus Facilities & Services

■ Satisfied
 ■ Dissatisfied
 ■ Not sure

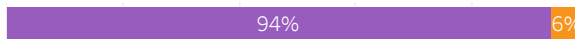
#### Campus facilities



#### Campus activities



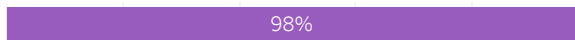
#### Instruction delivered



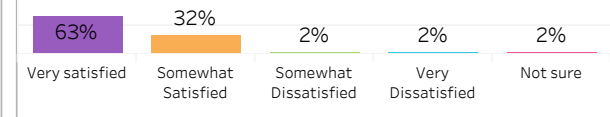
#### Student support services



#### Educational experience

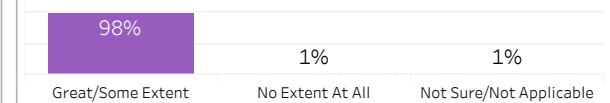


### Relevance of Program to Field of Employment

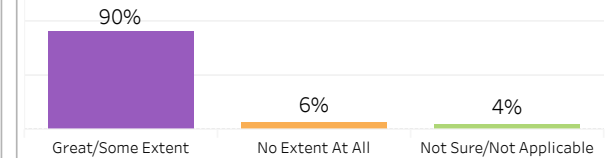


### Program Benefits

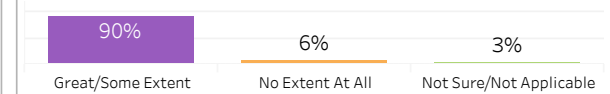
#### Skills and knowledge relevant in the workplace



#### Improved earning potential



#### Improved employment opportunities



### Location of Current Residence

Saskatoon	Regina	Moose Jaw	Prince Albert	Elsewhere in SK	Outside Sask
29%	7%	3%	29%	27%	4%

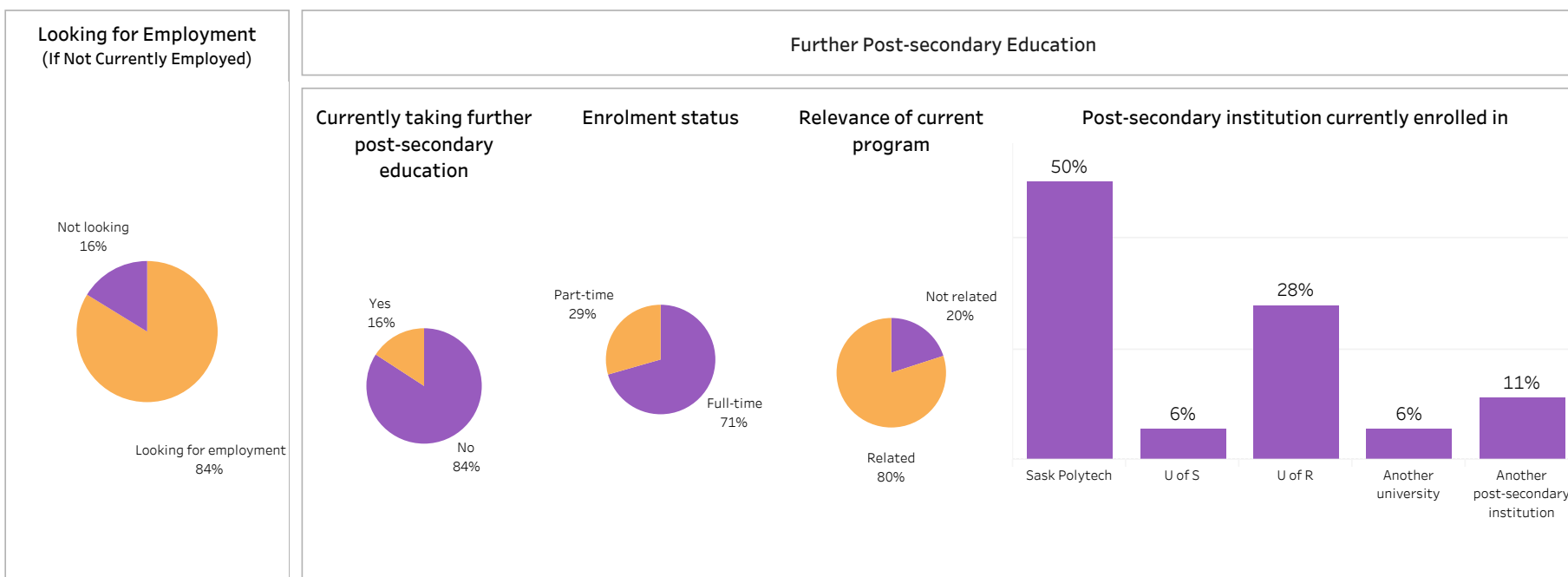
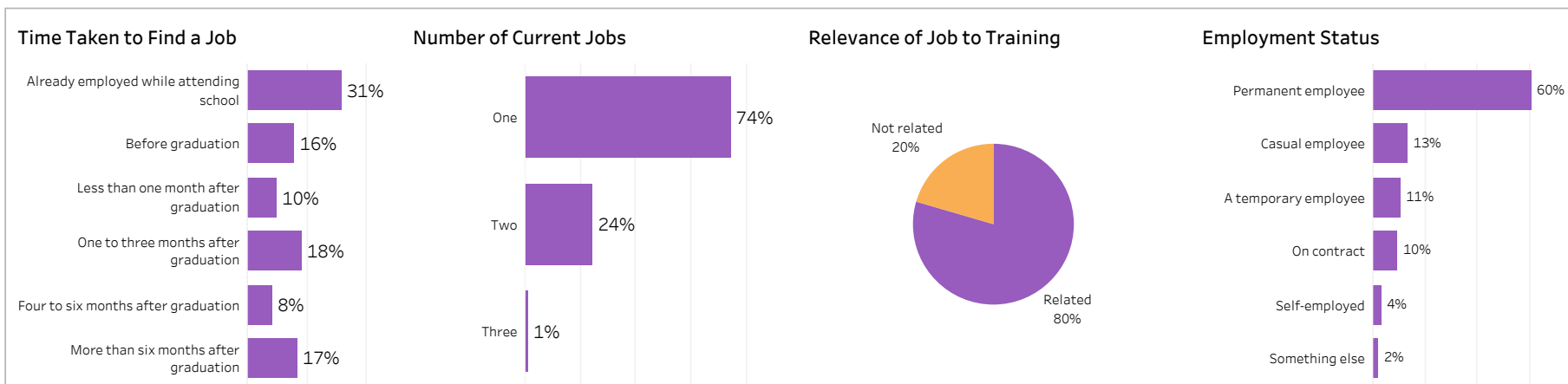
Institutional Research and Analysis (IR&A)



## 2018-19 Graduate Follow-up Survey Summary of Results (2/2)

Campus: **All**; School: **Hospitality & Tourism**; Program: **All**; Credential: **All**; Program Type: **All**

Number of  
Respondents: 126





## 2018-19 Graduate Follow-up Survey Summary of Results (1/2)

School: **Hospitality & Tourism**; Program: **All**; Campus: **All**; Credential: **All**; Program Type: **Base**

Number of Respondents:  
74

Class of Graduates  
2018-19

Base/Con Ed/Brokered  
Base

School  
Hospitality & Tourism

Program  
All

Administering Campus  
All

Credential  
All

Indigenous  
All

### Overall Employment

Available Workforce	# of Grads Employed	Employment Rate	# of Full-time Employed Grads	Full-time Employment Rate
64	60	94%	49	77%

### Training Related Employment

Available Workforce	# of Grads Employed	Employment Rate	# of Full-time Employed Grads	Full-time Employment Rate
64	49	77%	40	63%

### Location of Employment

Saskatoon	Regina	Moose Jaw	Prince Albert	Elsewhere in SK	Outside Sask
51%	15%	5%	7%	15%	7%

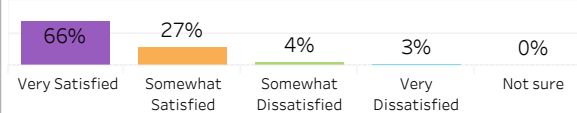
### Average Annual Salary

Overall (\$)	35,262
Full-time Training Related (\$)	35,198.27

### Salary by Location

	Overall (\$)	Full-time Training Related (\$)
Saskatoon	36,009	37,183
Regina	33,144	45,500
Moose Jaw	32,985	32,985
Prince Albert	25,480	24,960
Elsewhere in SK	35,229	35,821
Alberta	17,888	17,888
British Columbia		
Elsewhere in Canada	85,000	

### Overall Satisfaction with Program



### Satisfaction with Sask Polytech

Satisfied with the decision to attend Saskpolytech	Recommend program to others	Recommend Saskpolytech to others
93%	89%	93%

### Satisfaction with Campus Facilities & Services

■ Satisfied ■ Dissatisfied ■ Not sure

#### Campus facilities



#### Campus activities



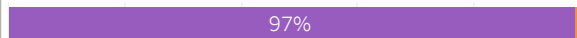
#### Instruction delivered



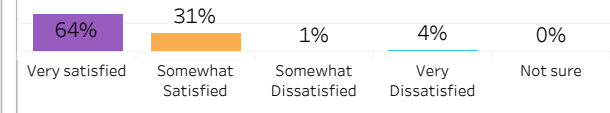
#### Student support services



#### Educational experience

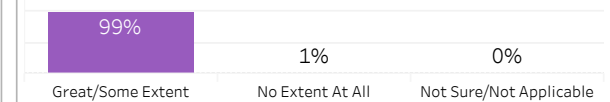


### Relevance of Program to Field of Employment

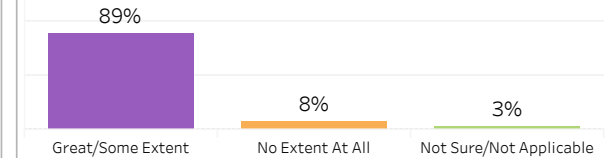


### Program Benefits

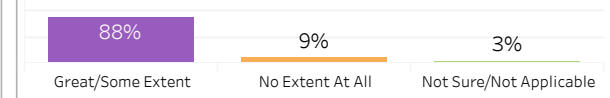
#### Skills and knowledge relevant in the workplace



#### Improved earning potential



#### Improved employment opportunities



### Location of Current Residence

Saskatoon	Regina	Moose Jaw	Prince Albert	Elsewhere in SK	Outside Sask
49%	12%	5%	18%	11%	5%

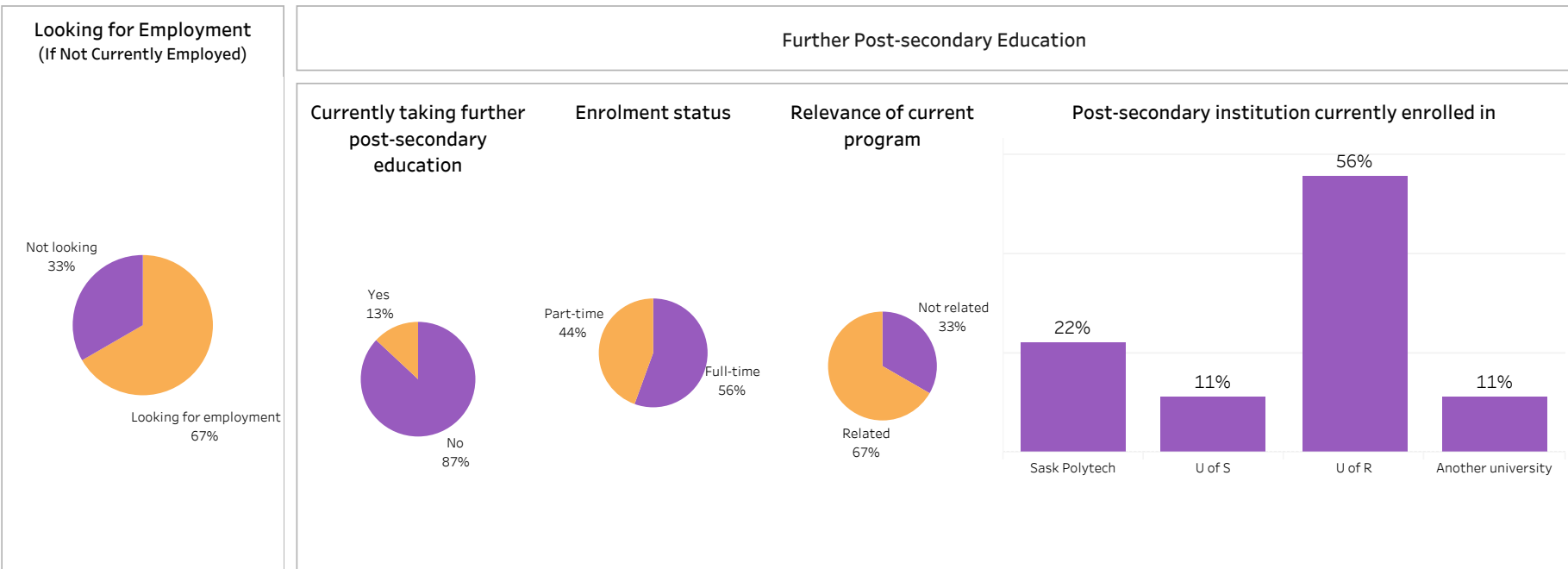
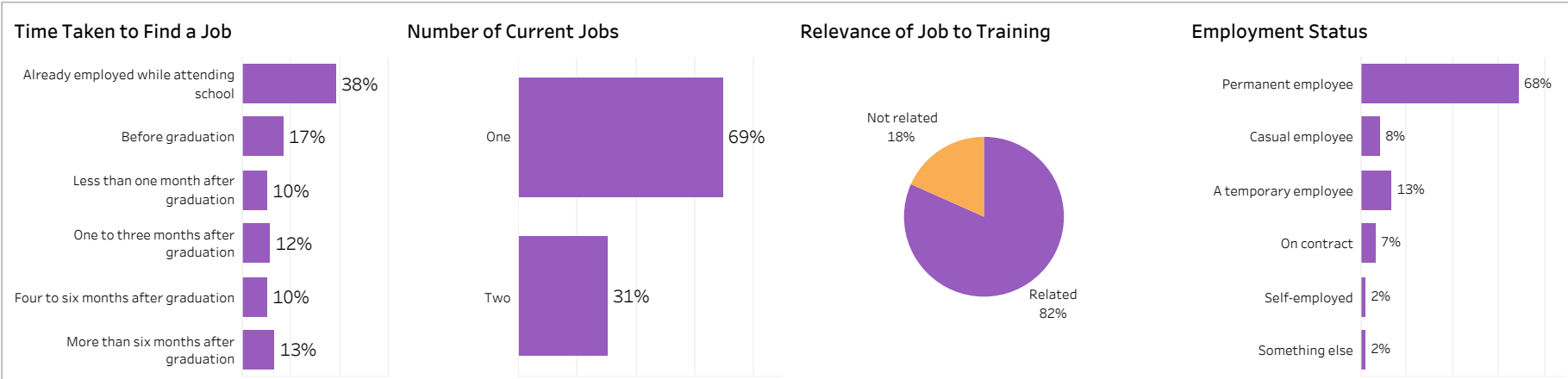
Institutional Research and Analysis (IR&A)



## 2018-19 Graduate Follow-up Survey Summary of Results (2/2)

Campus: **All**; School: **Hospitality & Tourism**; Program: **All**; Credential: **All**; Program Type: **Base**

Number of  
Respondents: 74







## 2018-19 Graduate Follow-up Survey Summary of Results (1/2)

School: **Hospitality & Tourism**; Program: **All**; Campus: **Prince Albert**; Credential: **APCERT**; Program Type:  
**Con Ed - Sask Polytech Delivered**

Number of Respondents:  
29

Class of Graduates  
2018-19

Base/Con Ed/Brokered  
Con Ed - Sask Polytech D..

School  
Hospitality & Tourism

Program  
All

Administering Campus  
All

Credential  
All

Indigenous  
All

### Overall Employment

Available Workforce	# of Grads Employed	Employment Rate	# of Full-time Employed Grads	Full-time Employment Rate
26	13	50%	10	38%

### Training Related Employment

Available Workforce	# of Grads Employed	Employment Rate	# of Full-time Employed Grads	Full-time Employment Rate
26	10	38%	7	27%

### Location of Employment

Saskatoon	Regina	Moose Jaw	Prince Albert	Elsewhere in SK	Outside Sask
0%	0%	0%	62%	31%	8%

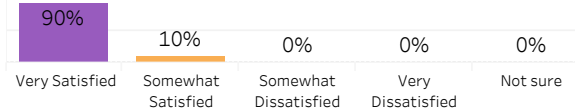
### Average Annual Salary

Overall (\$)	27,630
Full-time Training Related (\$)	31,000

### Salary by Location

	Overall (\$)	Full-time Training Related (\$)
Prince Albert	24,974	
Elsewhere in SK	28,500	31,000
Manitoba	31,200	

### Overall Satisfaction with Program



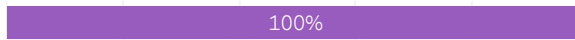
### Satisfaction with Sask Polytech

Satisfied with the decision to attend Saskpolytech	Recommend program to others	Recommend Saskpolytech to others
100%	100%	100%

### Satisfaction with Campus Facilities & Services

■ Satisfied ■ Dissatisfied ■ Not sure

#### Campus facilities



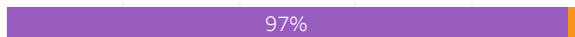
#### Campus activities



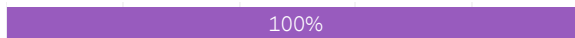
#### Instruction delivered



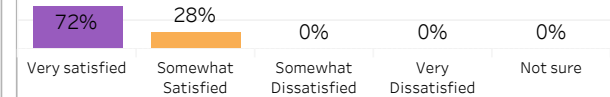
#### Student support services



#### Educational experience

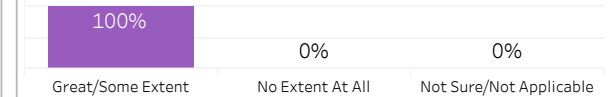


### Relevance of Program to Field of Employment

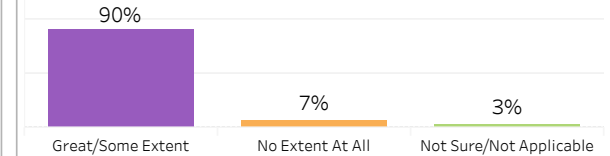


### Program Benefits

#### Skills and knowledge relevant in the workplace



#### Improved earning potential



#### Improved employment opportunities



### Location of Current Residence

Prince Albert	Elsewhere in SK	Outside Sask
79%	17%	3%

Institutional Research and Analysis (IR&A)



## 2018-19 Graduate Follow-up Survey Summary of Results (2/2)

Campus: **All**; School: **Hospitality & Tourism**; Program: **All**; Credential: **All**; Program Type: **Con Ed - Sask**  
**Polytech Delivered**

Number of  
Respondents: 29



Institutional Research and Analysis (IR&A)



# 2018-19 Graduate Follow-up Survey Summary of Results (1/2)

School: **Hospitality & Tourism**; Program: **All**; Campus: **Prince Albert**; Credential: **All**; Program Type: **Con Ed - Brokered**

Number of Respondents:  
23

Class of Graduates  
2018-19

Base/Con Ed/Brokered  
Con Ed - Brokered

School  
Hospitality & Tourism

Program  
All

Administering Campus  
All

Credential  
All

Indigenous  
All

## Overall Employment

Available Workforce	# of Grads Employed	Employment Rate	# of Full-time Employed Grads	Full-time Employment Rate
17	10	59%	6	35%

## Training Related Employment

Available Workforce	# of Grads Employed	Employment Rate	# of Full-time Employed Grads	Full-time Employment Rate
17	7	41%	3	18%

## Location of Employment

Saskatoon	Regina	Moose Jaw	Prince Albert	Elsewhere in SK	Outside Sask
0%	0%	0%	0%	100%	0%

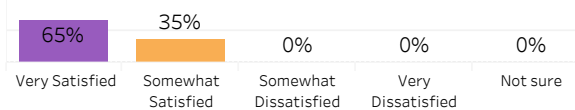
## Average Annual Salary

Overall (\$)	28,368
Full-time Training Related (\$)	31,920

## Salary by Location

	Overall (\$)	Full-time Training Related (\$)
Elsewhere in SK	28,368	31,920

## Overall Satisfaction with Program



## Satisfaction with Sask Polytech

Satisfied with the decision to attend Saskpolytech	Recommend program to others	Recommend Saskpolytech to others
95%	100%	100%

## Satisfaction with Campus Facilities & Services

■ Satisfied ■ Dissatisfied ■ Not sure

### Campus facilities



### Campus activities



### Instruction delivered



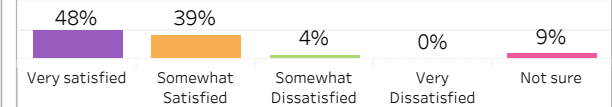
### Student support services



### Educational experience

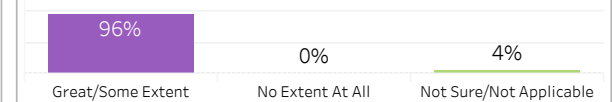


## Relevance of Program to Field of Employment

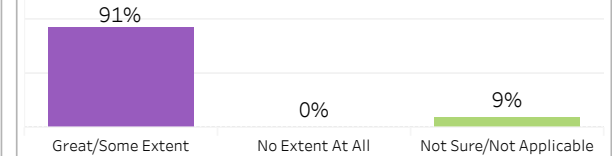


## Program Benefits

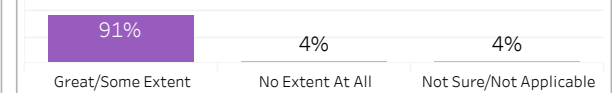
### Skills and knowledge relevant in the workplace



### Improved earning potential



### Improved employment opportunities



## Location of Current Residence

Saskatoon	Prince Albert	Elsewhere in SK
4%	4%	91%

Institutional Research and Analysis (IR&A)



## 2018-19 Graduate Follow-up Survey Summary of Results (2/2)

Campus: **All**; School: **Hospitality & Tourism**; Program: **All**; Credential: **All**; Program Type: **Con Ed - Brokered**

Number of  
Respondents: 23



Institutional Research and Analysis (IR&A)



# 2018-19 Graduate Follow-up Survey Summary of Results (1/2)

School: **Hospitality & Tourism**; Program: **Culinary Arts**; Campus: **Saskatoon**; Credential: **DIP**; Program Type: **Base**

Number of Respondents:  
13

Class of Graduates: 2018-19  
Base/Con Ed/Brokered: Base  
School: Hospitality & Tourism  
Program: Culinary Arts  
Administering Campus: Saskatoon  
Credential: DIP  
Indigenous: All

## Overall Employment

Available Workforce	# of Grads Employed	Employment Rate	# of Full-time Employed Grads	Full-time Employment Rate
12	12	100%	11	92%

## Training Related Employment

Available Workforce	# of Grads Employed	Employment Rate	# of Full-time Employed Grads	Full-time Employment Rate
12	11	92%	10	83%

## Location of Employment

Saskatoon	Regina	Moose Jaw	Prince Albert	Elsewhere in SK	Outside Sask
50%	17%	0%	0%	17%	17%

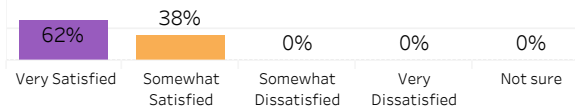
## Average Annual Salary

Overall (\$)	37,062
Full-time Training Related (\$)	38,324

## Salary by Location

	Overall (\$)	Full-time Training Related (\$)
Saskatoon	44,718	49,155
Regina	26,000	26,000
Elsewhere in SK	48,194	48,194
Alberta	17,888	17,888

## Overall Satisfaction with Program



## Satisfaction with Sask Polytech

Satisfied with the decision to attend Saskpolytech	Recommend program to others	Recommend Saskpolytech to others
100%	100%	100%

## Satisfaction with Campus Facilities & Services

Legend: Satisfied (Purple), Dissatisfied (Orange), Not sure (Pink)

### Campus facilities



### Campus activities



### Instruction delivered



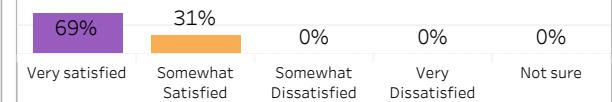
### Student support services



### Educational experience

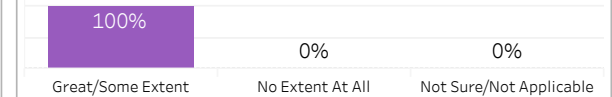


## Relevance of Program to Field of Employment

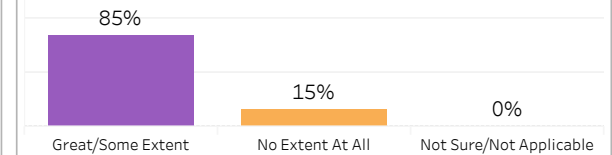


## Program Benefits

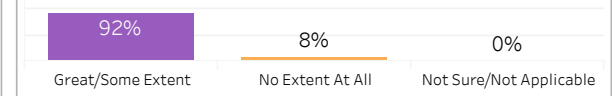
### Skills and knowledge relevant in the workplace



### Improved earning potential



### Improved employment opportunities



## Location of Current Residence

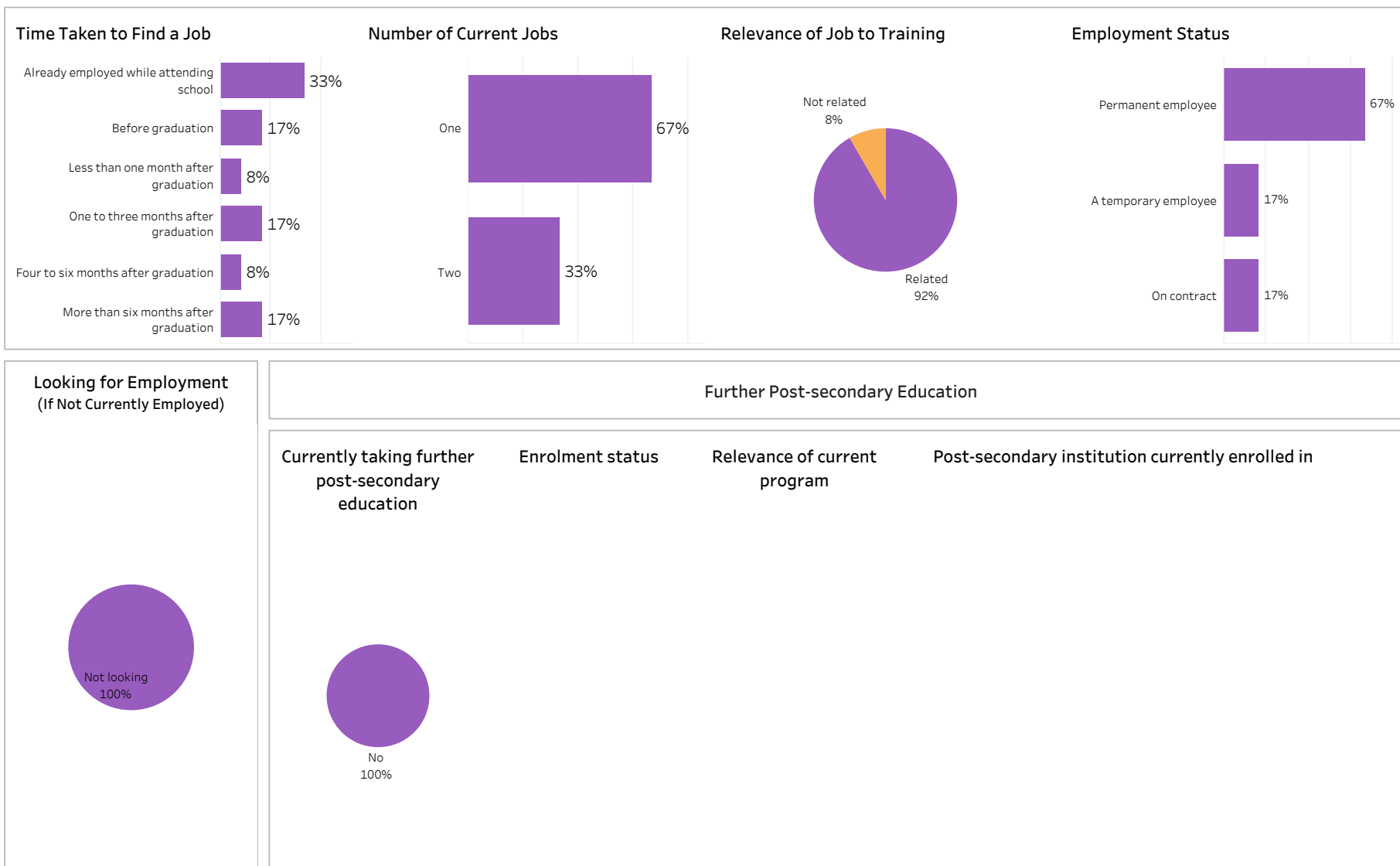
Saskatoon	Regina	Elsewhere in SK	Outside Sask
54%	15%	15%	15%



## 2018-19 Graduate Follow-up Survey Summary of Results (2/2)

Campus: **Saskatoon**; School: **Hospitality & Tourism**; Program: **Culinary Arts**; Credential: **DIP**; Program Type: **Base**

Number of  
Respondents: 13



Institutional Research and Analysis (IR&A)



## 2018-19 Graduate Follow-up Survey Summary of Results (1/2)

School: **Hospitality & Tourism**; Program: **Food and Beverage Service**; Campus: **Prince Albert**; Credential: **APCERT**; Program Type: **Con Ed - Sask Polytech Delivered**

Number of Respondents: 8

Class of Graduates: 2018-19  
Base/Con Ed/Brokered: Con Ed - Sask Polytech D..  
School: Hospitality & Tourism  
Program: Food and Beverage Serv..  
Administering Campus: All  
Credential: APCERT  
Indigenous: All

### Overall Employment

Available Workforce	# of Grads Employed	Employment Rate	# of Full-time Employed Grads	Full-time Employment Rate
7	1	14%	1	14%

### Training Related Employment

Available Workforce	# of Grads Employed	Employment Rate	# of Full-time Employed Grads	Full-time Employment Rate
7	1	14%	1	14%

### Location of Employment

Saskatoon	Regina	Moose Jaw	Prince Albert	Elsewhere in SK	Outside Sask
0%	0%	0%	0%	100%	0%

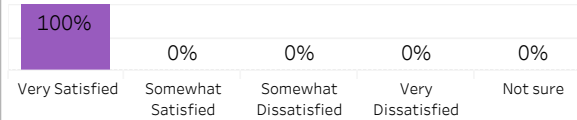
### Average Annual Salary

Overall (\$)	Full-time Training Related (\$)

### Salary by Location

Overall (\$)	Full-time Training Related (\$)
Elsewhere in SK	

### Overall Satisfaction with Program



### Satisfaction with Sask Polytech

Satisfied with the decision to attend Saskpolytech	Recommend program to others	Recommend Saskpolytech to others
100%	100%	100%

### Satisfaction with Campus Facilities & Services

■ Satisfied
 ■ Dissatisfied
 ■ Not sure

#### Campus facilities



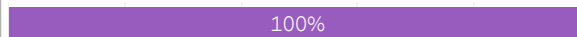
#### Campus activities



#### Instruction delivered



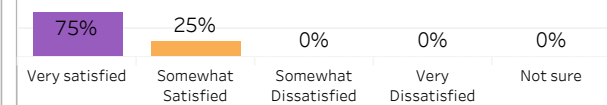
#### Student support services



#### Educational experience

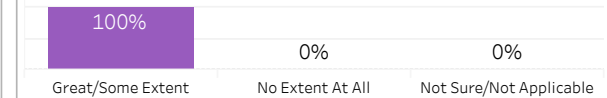


### Relevance of Program to Field of Employment

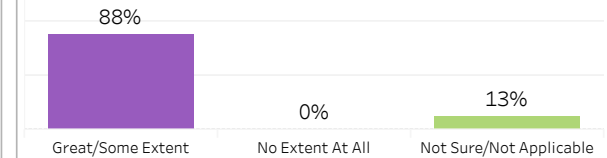


### Program Benefits

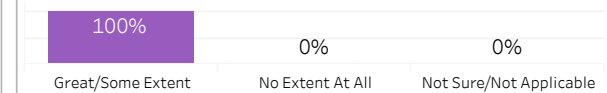
#### Skills and knowledge relevant in the workplace



#### Improved earning potential



#### Improved employment opportunities



### Location of Current Residence

Prince Albert	Elsewhere in SK
88%	13%

Institutional Research and Analysis (IR&A)



## 2018-19 Graduate Follow-up Survey Summary of Results (2/2)

Campus: **All**; School: **Hospitality & Tourism**; Program: **Food and Beverage Service**; Credential: **APCERT**;  
Program Type: **Con Ed - Sask Polytech Delivered**

Number of  
Respondents: 8



Institutional Research and Analysis (IR&A)





# 2018-19 Graduate Follow-up Survey Summary of Results (1/2)

School: **Hospitality & Tourism**; Program: **Food and Beverage Service**; Campus: **Prince Albert**; Credential: **APCERT**; Program Type: **Con Ed - Brokered**

Number of Respondents: 2

Class of Graduates: 2018-19    Base/Con Ed/Brokered: Con Ed - Brokered    School: Hospitality & Tourism    Program: Food and Beverage Serv...    Administering Campus: All    Credential: APCERT    Indigenous: All

## Overall Employment

Available Workforce	# of Grads Employed	Employment Rate	# of Full-time Employed Grads	Full-time Employment Rate
1	1	100%	1	100%

## Training Related Employment

Available Workforce	# of Grads Employed	Employment Rate	# of Full-time Employed Grads	Full-time Employment Rate
1	0	0%		

## Location of Employment

Saskatoon	Regina	Moose Jaw	Prince Albert	Elsewhere in SK	Outside Sask
0%	0%	0%	0%	100%	0%

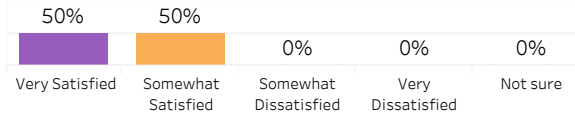
## Average Annual Salary

Overall (\$)	36,400
Full-time Training Related (\$)	

## Salary by Location

	Overall (\$)	Full-time Training Related (\$)
Elsewhere in SK	36,400	

## Overall Satisfaction with Program



## Satisfaction with Sask Polytech

Satisfied with the decision to attend Saskpolytech	Recommend program to others	Recommend Saskpolytech to others
100%	100%	100%

## Satisfaction with Campus Facilities & Services

■ Satisfied
 ■ Dissatisfied
 ■ Not sure

### Campus facilities



### Campus activities



### Instruction delivered



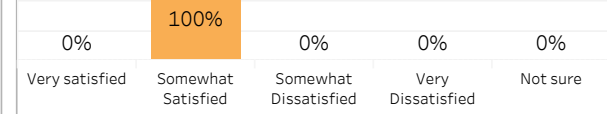
### Student support services



### Educational experience

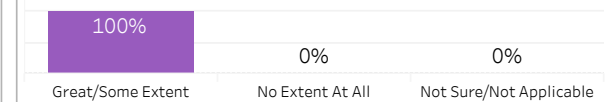


## Relevance of Program to Field of Employment

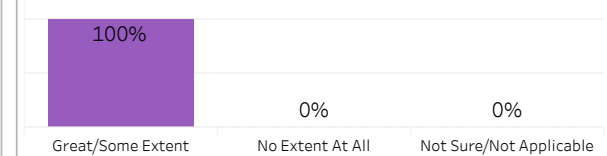


## Program Benefits

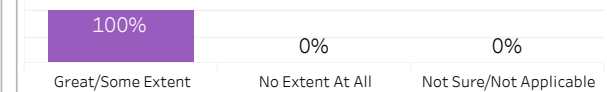
### Skills and knowledge relevant in the workplace



### Improved earning potential



### Improved employment opportunities



## Location of Current Residence

Elsewhere in SK
100%

Institutional Research and Analysis (IR&A)



## 2018-19 Graduate Follow-up Survey

### Summary of Results (2/2)

Campus: **All**; School: **Hospitality & Tourism**; Program: **Food and Beverage Service**; Credential: **APCERT**;

Program Type: **Con Ed - Brokered**

Number of  
Respondents: 2



Institutional Research and Analysis (IR&A)



## 2018-19 Graduate Follow-up Survey Summary of Results (1/2)

School: **Hospitality & Tourism**; Program: **Food and Nutrition Management**; Campus: **Saskatoon**;  
Credential: **DIP**; Program Type: **Base**

Number of Respondents:  
15

Class of Graduates  
2018-19

Base/Con Ed/Brokered  
Base

School  
Hospitality & Tourism

Program  
Food and Nutrition Man..

Administering Campus  
Saskatoon

Credential  
DIP

Indigenous  
All

### Overall Employment

Available Workforce	# of Grads Employed	Employment Rate	# of Full-time Employed Grads	Full-time Employment Rate
15	14	93%	9	60%

### Training Related Employment

Available Workforce	# of Grads Employed	Employment Rate	# of Full-time Employed Grads	Full-time Employment Rate
15	11	73%	7	47%

### Location of Employment

Saskatoon	Regina	Moose Jaw	Prince Albert	Elsewhere in SK	Outside Sask
77%	8%	0%	0%	8%	8%

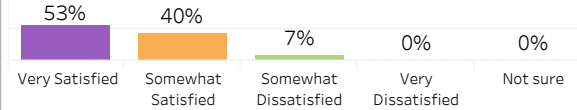
### Average Annual Salary

Overall (\$)	28,734
Full-time Training Related (\$)	39,000

### Salary by Location

	Overall (\$)	Full-time Training Related (\$)
Saskatoon	24,543	32,500
Regina	65,000	65,000
Elsewhere in SK	26,000	26,000
British Columbia		

### Overall Satisfaction with Program



### Satisfaction with Sask Polytech

Satisfied with the decision to attend Saskpolytech	Recommend program to others	Recommend Saskpolytech to others
87%	79%	86%

### Satisfaction with Campus Facilities & Services

■ Satisfied ■ Dissatisfied ■ Not sure

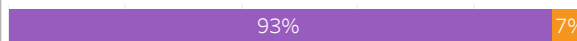
#### Campus facilities



#### Campus activities



#### Instruction delivered



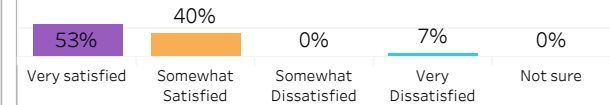
#### Student support services



#### Educational experience

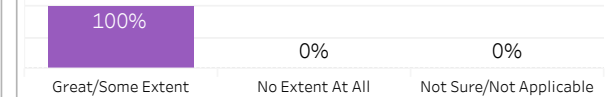


### Relevance of Program to Field of Employment

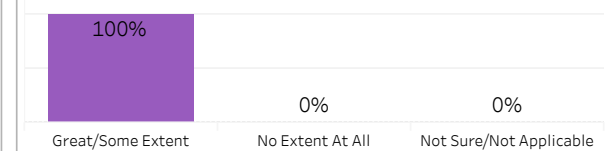


### Program Benefits

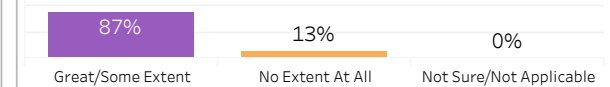
#### Skills and knowledge relevant in the workplace



#### Improved earning potential



#### Improved employment opportunities



### Location of Current Residence

Saskatoon	Regina	Elsewhere in SK	Outside Sask
73%	7%	13%	7%

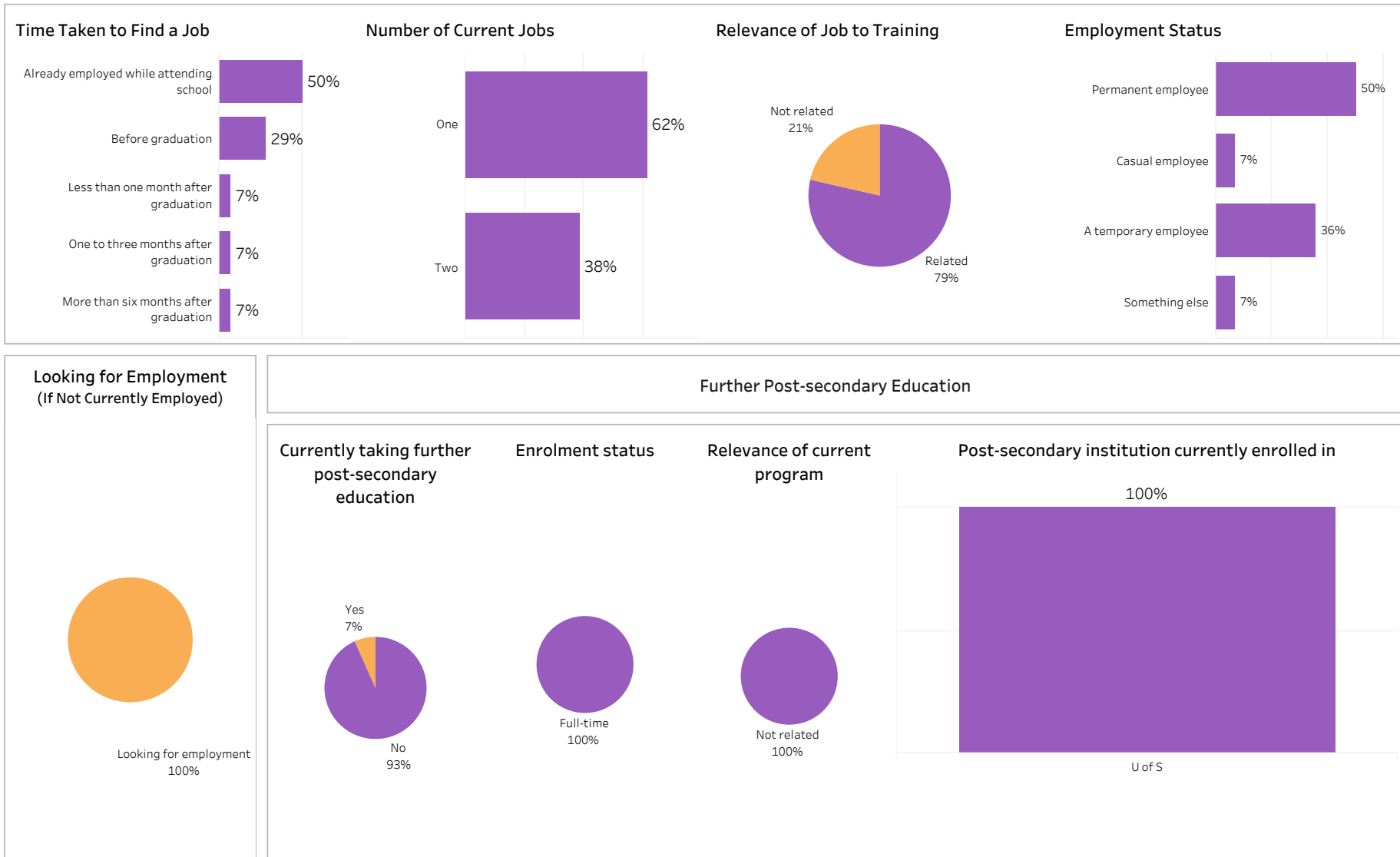
Institutional Research and Analysis (IR&A)



## 2018-19 Graduate Follow-up Survey Summary of Results (2/2)

Campus: **Saskatoon**; School: **Hospitality & Tourism**; Program: **Food and Nutrition Management**; Credential: **DIP**; Program Type: **Base**

Number of  
Respondents: 15



Institutional Research and Analysis (IR&A)



## 2018-19 Graduate Follow-up Survey Summary of Results (1/2)

School: **Hospitality & Tourism**; Program: **Food Service Cook**; Campus: **Prince Albert**; Credential: **APCERT**;  
Program Type: **Con Ed - Sask Polytech Delivered**

Number of Respondents: 7

Class of Graduates  
2018-19

Base/Con Ed/Brokered  
Con Ed - Sask Polytech D..

School  
Hospitality & Tourism

Program  
Food Service Cook

Administering Campus  
Prince Albert

Credential  
APCERT

Indigenous  
All

### Overall Employment

Available Workforce	# of Grads Employed	Employment Rate	# of Full-time Employed Grads	Full-time Employment Rate
6	5	83%	3	50%

### Training Related Employment

Available Workforce	# of Grads Employed	Employment Rate	# of Full-time Employed Grads	Full-time Employment Rate
6	4	67%	2	33%

### Location of Employment

Saskatoon	Regina	Moose Jaw	Prince Albert	Elsewhere in SK	Outside Sask
0%	0%	0%	100%	0%	0%

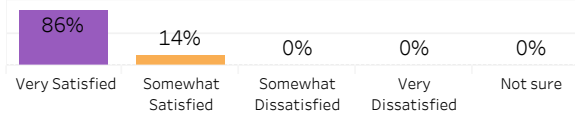
### Average Annual Salary

Overall (\$)	24,974
Full-time Training Related (\$)	

### Salary by Location

	Overall (\$)	Full-time Training Related (\$)
Prince Albert	24,974	

### Overall Satisfaction with Program



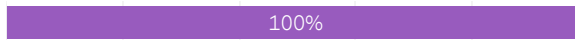
### Satisfaction with Sask Polytech

Satisfied with the decision to attend Saskpolytech	Recommend program to others	Recommend Saskpolytech to others
100%	100%	100%

### Satisfaction with Campus Facilities & Services

■ Satisfied
 ■ Dissatisfied
 ■ Not sure

#### Campus facilities



#### Campus activities



#### Instruction delivered



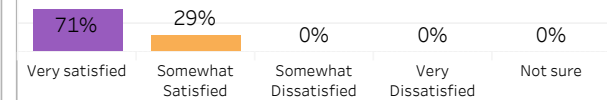
#### Student support services



#### Educational experience

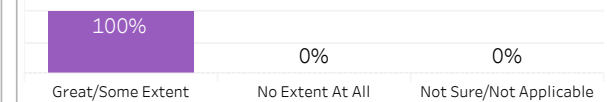


### Relevance of Program to Field of Employment

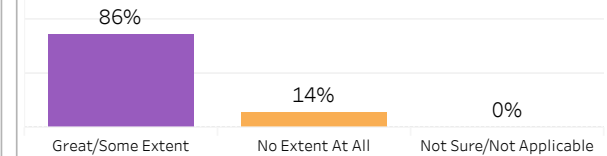


### Program Benefits

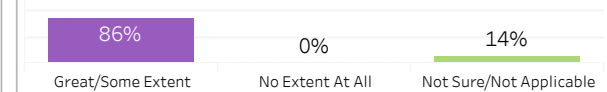
#### Skills and knowledge relevant in the workplace



#### Improved earning potential



#### Improved employment opportunities



### Location of Current Residence

Prince Albert	Elsewhere in SK
86%	14%

Institutional Research and Analysis (IR&A)

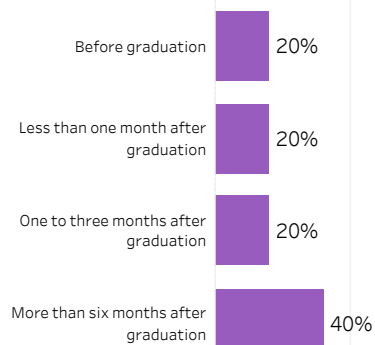


## 2018-19 Graduate Follow-up Survey Summary of Results (2/2)

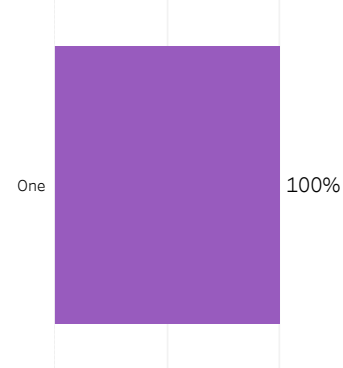
Campus: **Prince Albert**; School: **Hospitality & Tourism**; Program: **Food Service Cook**; Credential: **APCERT**;  
Program Type: **Con Ed - Sask Polytech Delivered**

Number of  
Respondents: 7

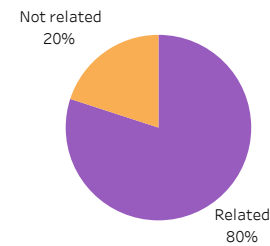
Time Taken to Find a Job



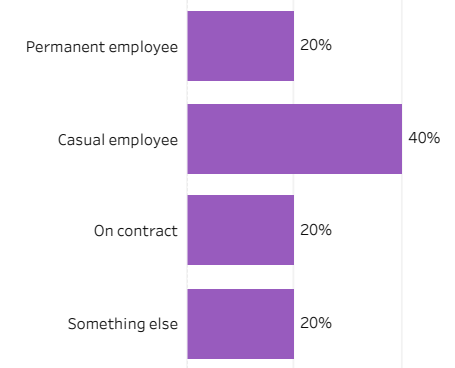
Number of Current Jobs



Relevance of Job to Training



Employment Status

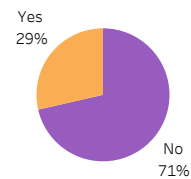


Looking for Employment  
(If Not Currently Employed)



Further Post-secondary Education


Currently taking further  
post-secondary  
education



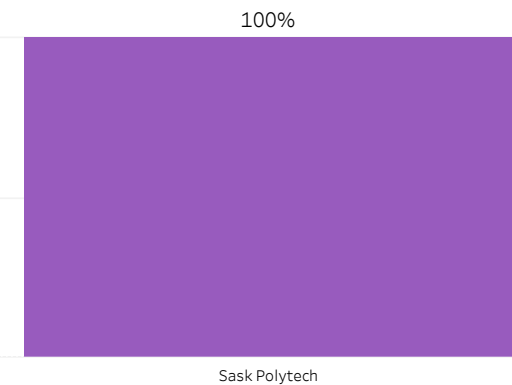
Enrolment status



Relevance of current  
program



Post-secondary institution currently enrolled in





## 2018-19 Graduate Follow-up Survey Summary of Results (1/2)

School: **Hospitality & Tourism**; Program: **Food Service Cook**; Campus: **Prince Albert**; Credential: **APCERT**;  
Program Type: **Con Ed - Brokered**

Number of Respondents:  
19

Class of Graduates  
2018-19

Base/Con Ed/Brokered  
Con Ed - Brokered

School  
Hospitality & Tourism

Program  
Food Service Cook

Administering Campus  
Prince Albert

Credential  
APCERT

Indigenous  
All

### Overall Employment

Available Workforce	# of Grads Employed	Employment Rate	# of Full-time Employed Grads	Full-time Employment Rate
14	7	50%	3	21%

### Training Related Employment

Available Workforce	# of Grads Employed	Employment Rate	# of Full-time Employed Grads	Full-time Employment Rate
14	5	36%	1	7%

### Location of Employment

Saskatoon	Regina	Moose Jaw	Prince Albert	Elsewhere in SK	Outside Sask
0%	0%	0%	0%	100%	0%

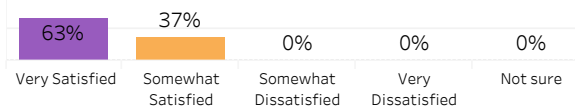
### Average Annual Salary

Overall (\$)	22,667
Full-time Training Related (\$)	26,400

### Salary by Location

	Overall (\$)	Full-time Training Related (\$)
Elsewhere in SK	22,667	26,400

### Overall Satisfaction with Program



### Satisfaction with Sask Polytech

Satisfied with the decision to attend Saskpolytech	Recommend program to others	Recommend Saskpolytech to others
94%	100%	100%

### Satisfaction with Campus Facilities & Services

■ Satisfied
 ■ Dissatisfied
 ■ Not sure

#### Campus facilities



#### Campus activities



#### Instruction delivered



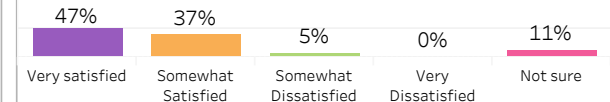
#### Student support services



#### Educational experience

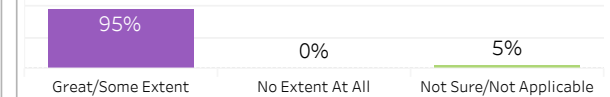


### Relevance of Program to Field of Employment

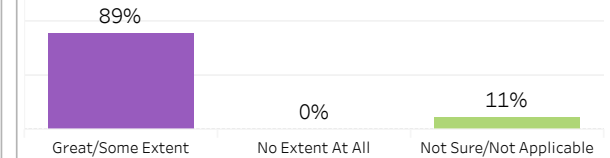


### Program Benefits

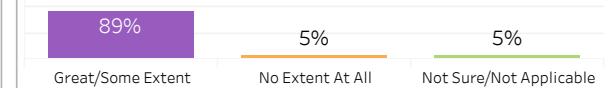
#### Skills and knowledge relevant in the workplace



#### Improved earning potential



#### Improved employment opportunities



### Location of Current Residence

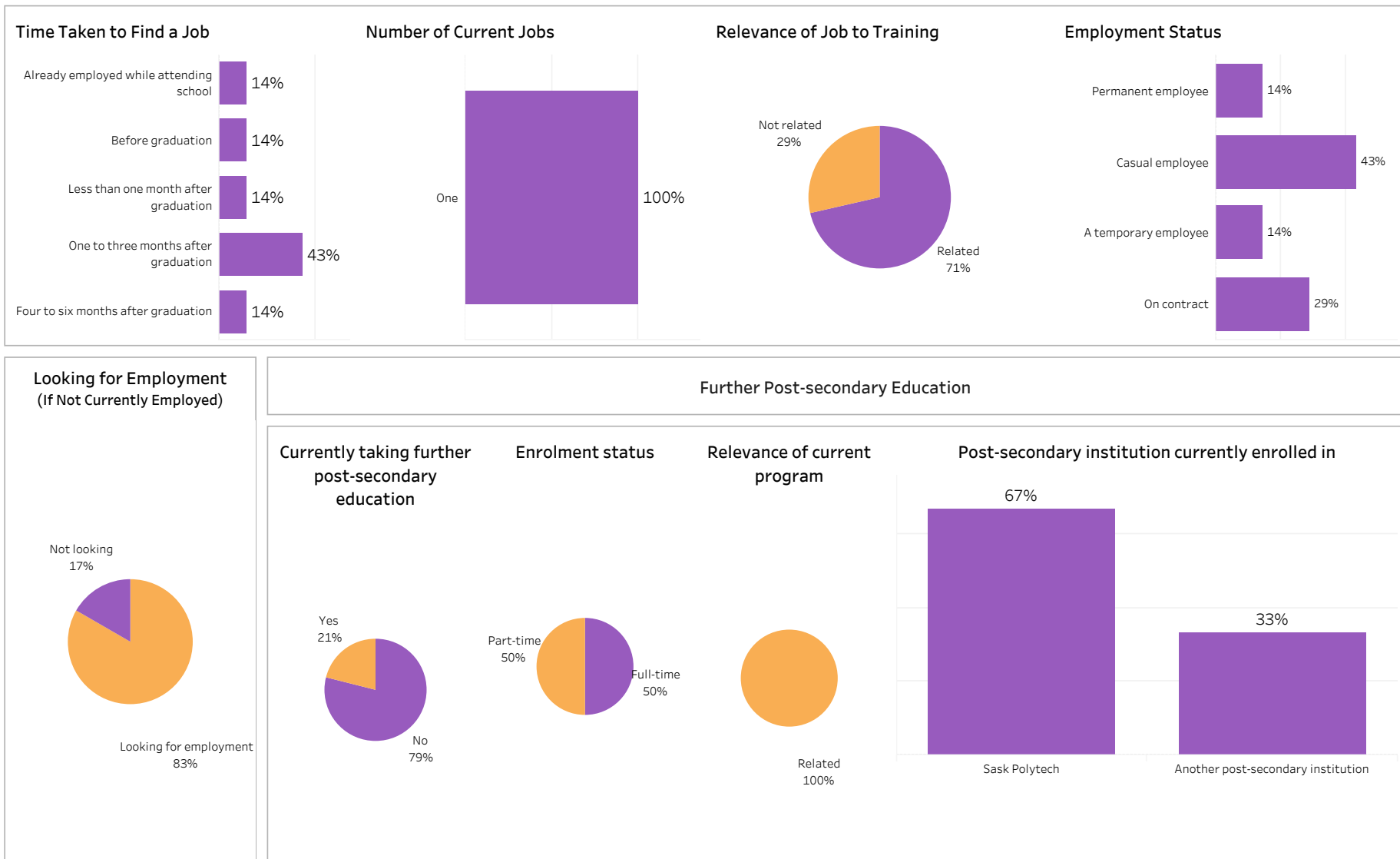
Prince Albert	Elsewhere in SK
5%	95%



## 2018-19 Graduate Follow-up Survey Summary of Results (2/2)

Campus: **Prince Albert**; School: **Hospitality & Tourism**; Program: **Food Service Cook**; Credential: **APCERT**;  
Program Type: **Con Ed - Brokered**

Number of  
Respondents: 19







# 2018-19 Graduate Follow-up Survey

## Summary of Results (1/2)

School: **Hospitality & Tourism**; Program: **Hotel & Restaurant Management**; Campus: **Saskatoon**;  
 Credential: **DIP**; Program Type: **Base**

Number of Respondents:  
 11

Class of Graduates: 2018-19  
 Base/Con Ed/Brokered: Base  
 School: Hospitality & Tourism  
 Program: Hotel & Restaurant Man..  
 Administering Campus: Saskatoon  
 Credential: DIP  
 Indigenous: All

### Overall Employment

Available Workforce	# of Grads Employed	Employment Rate	# of Full-time Employed Grads	Full-time Employment Rate
10	10	100%	9	90%

### Training Related Employment

Available Workforce	# of Grads Employed	Employment Rate	# of Full-time Employed Grads	Full-time Employment Rate
10	6	60%	5	50%

### Location of Employment

Saskatoon	Regina	Moose Jaw	Prince Albert	Elsewhere in SK	Outside Sask
80%	10%	0%	0%	0%	10%

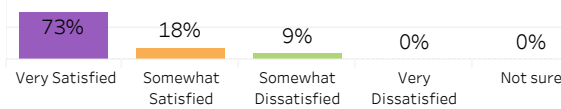
### Average Annual Salary

Overall (\$)	51,789
Full-time Training Related (\$)	30,720

### Salary by Location

	Overall (\$)	Full-time Training Related (\$)
Saskatoon	46,253	30,720
Regina		
Elsewhere in Canada	85,000	

### Overall Satisfaction with Program



### Satisfaction with Sask Polytech

Satisfied with the decision to attend Saskpolytech	Recommend program to others	Recommend Saskpolytech to others
91%	91%	100%

### Satisfaction with Campus Facilities & Services

■ Satisfied
 ■ Dissatisfied
 ■ Not sure

#### Campus facilities



#### Campus activities



#### Instruction delivered



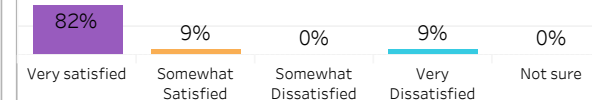
#### Student support services



#### Educational experience

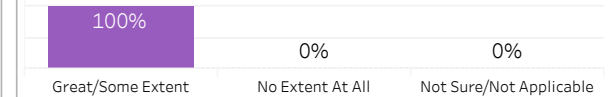


### Relevance of Program to Field of Employment

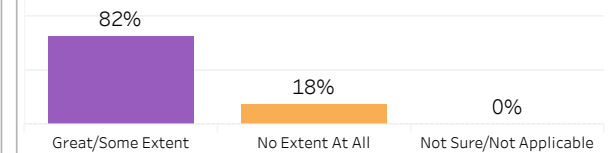


### Program Benefits

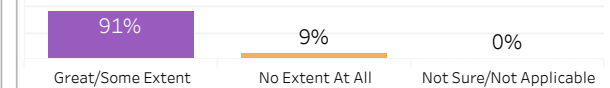
#### Skills and knowledge relevant in the workplace



#### Improved earning potential



#### Improved employment opportunities



### Location of Current Residence

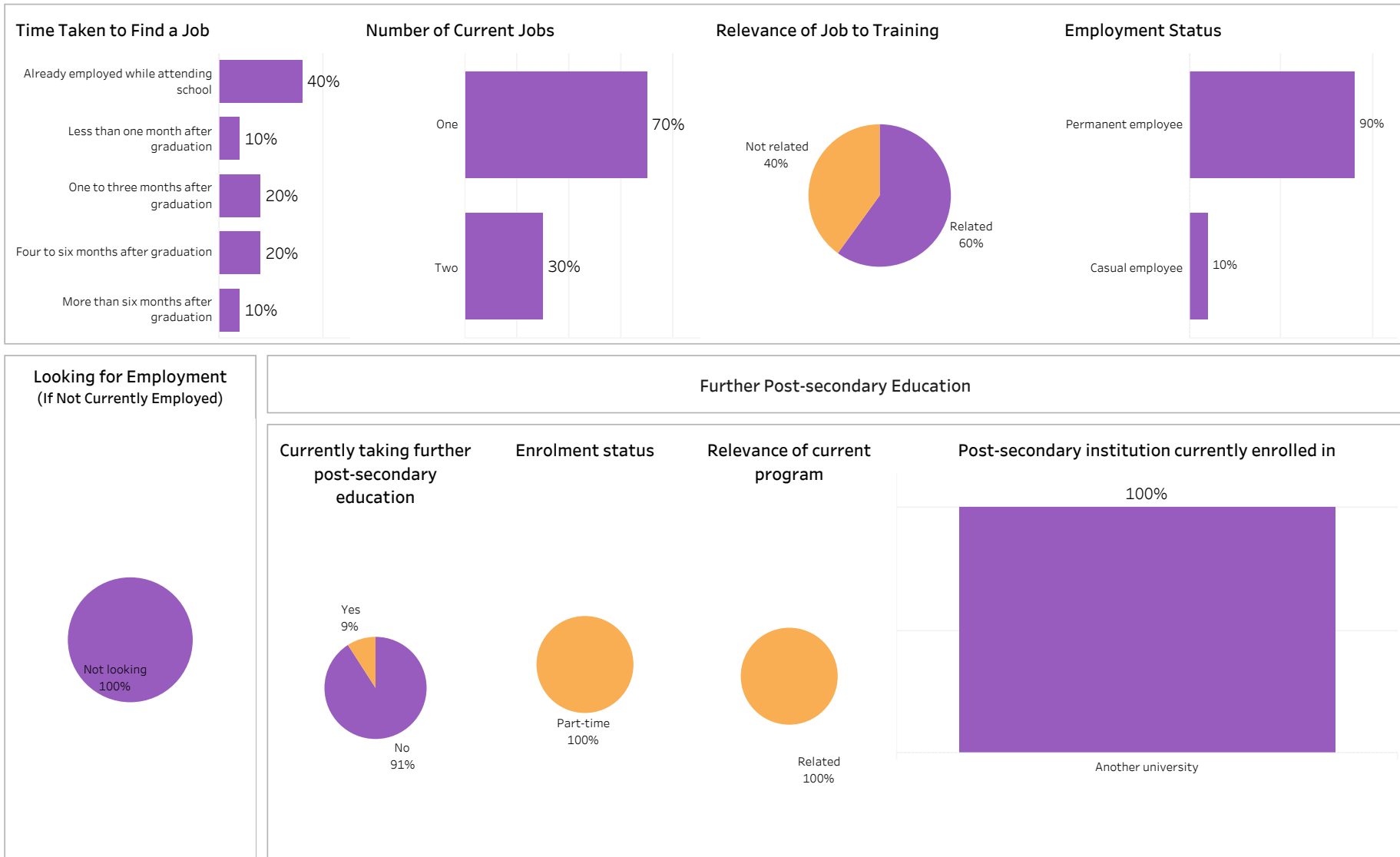
Saskatoon	Regina	Outside Sask
82%	9%	9%



## 2018-19 Graduate Follow-up Survey Summary of Results (2/2)

Campus: **Saskatoon**; School: **Hospitality & Tourism**; Program: **Hotel & Restaurant Management**;  
Credential: **DIP**; Program Type: **Base**

Number of  
Respondents: 11



Institutional Research and Analysis (IR&A)



## 2018-19 Graduate Follow-up Survey Summary of Results (1/2)

School: **Hospitality & Tourism**; Program: **Professional Cooking**; Campus: **Moose Jaw**; Credential: **CERT**;  
Program Type: **Base**

Number of Respondents:  
10

Class of Graduates  
2018-19

Base/Con Ed/Brokered  
Base

School  
Hospitality & Tourism

Program  
Professional Cooking

Administering Campus  
Moose Jaw

Credential  
CERT

Indigenous  
All

### Overall Employment

Available Workforce	# of Grads Employed	Employment Rate	# of Full-time Employed Grads	Full-time Employment Rate
10	10	100%	9	90%

### Training Related Employment

Available Workforce	# of Grads Employed	Employment Rate	# of Full-time Employed Grads	Full-time Employment Rate
10	8	80%	8	80%

### Location of Employment

Saskatoon	Regina	Moose Jaw	Prince Albert	Elsewhere in SK	Outside Sask
10%	40%	30%	0%	20%	0%

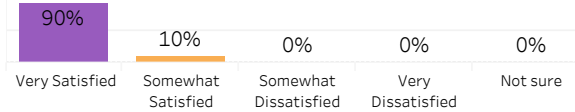
### Average Annual Salary

Overall (\$)	31,214
Full-time Training Related (\$)	31,214

### Salary by Location

	Overall (\$)	Full-time Training Related (\$)
Saskatoon	23,400	23,400
Regina		
Moose Jaw	32,985	32,985
Elsewhere in SK	33,712	33,712

### Overall Satisfaction with Program



### Satisfaction with Sask Polytech

Satisfied with the decision to attend Saskpolytech	Recommend program to others	Recommend Saskpolytech to others
100%	100%	100%

### Satisfaction with Campus Facilities & Services

■ Satisfied
 ■ Dissatisfied
 ■ Not sure

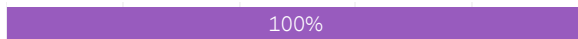
#### Campus facilities



#### Campus activities



#### Instruction delivered



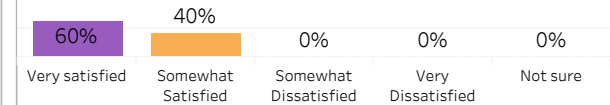
#### Student support services



#### Educational experience

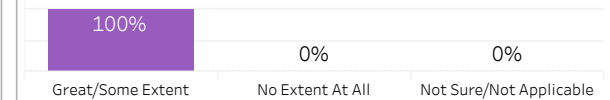


### Relevance of Program to Field of Employment

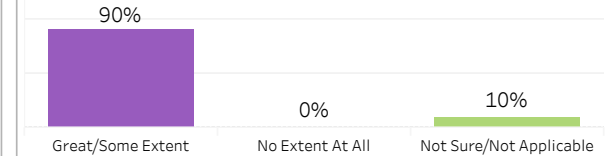


### Program Benefits

#### Skills and knowledge relevant in the workplace



#### Improved earning potential



#### Improved employment opportunities



### Location of Current Residence

Saskatoon	Regina	Moose Jaw	Elsewhere in SK
10%	40%	40%	10%

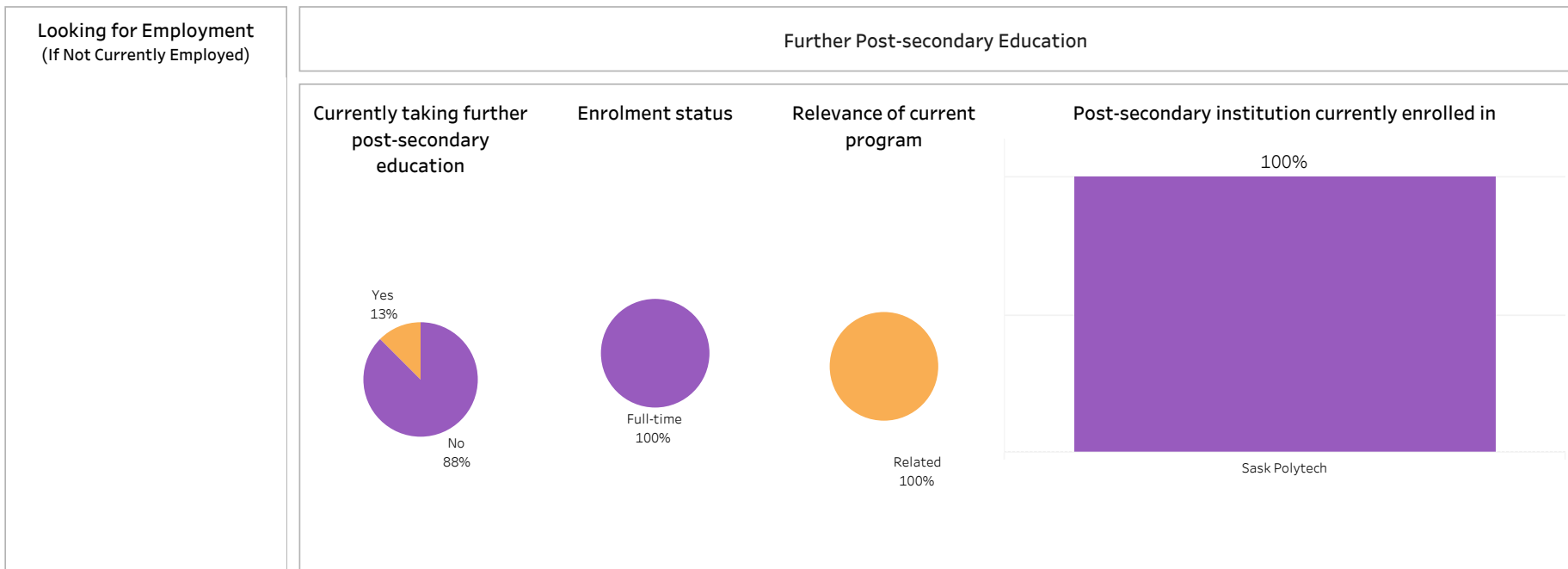
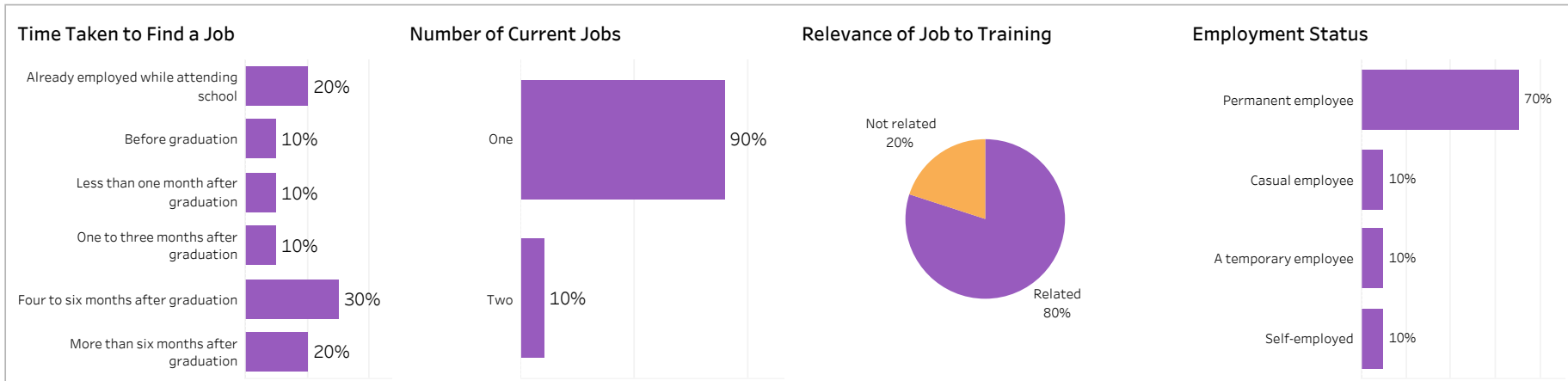
Institutional Research and Analysis (IR&A)



## 2018-19 Graduate Follow-up Survey Summary of Results (2/2)

Campus: **Moose Jaw**; School: **Hospitality & Tourism**; Program: **Professional Cooking**; Credential: **CERT**;  
Program Type: **Base**

Number of  
Respondents: 10



Institutional Research and Analysis (IR&A)



## 2018-19 Graduate Follow-up Survey Summary of Results (1/2)

School: **Hospitality & Tourism**; Program: **Professional Cooking**; Campus: **Prince Albert**; Credential: **CERT**;  
Program Type: **Base**

Number of Respondents:  
17

Class of Graduates  
2018-19

Base/Con Ed/Brokered  
Base

School  
Hospitality & Tourism

Program  
Professional Cooking

Administering Campus  
Prince Albert

Credential  
CERT

Indigenous  
All

### Overall Employment

Available Workforce	# of Grads Employed	Employment Rate	# of Full-time Employed Grads	Full-time Employment Rate
11	9	82%	7	64%

### Training Related Employment

Available Workforce	# of Grads Employed	Employment Rate	# of Full-time Employed Grads	Full-time Employment Rate
11	8	73%	6	55%

### Location of Employment

Saskatoon	Regina	Moose Jaw	Prince Albert	Elsewhere in SK	Outside Sask
11%	0%	0%	44%	44%	0%

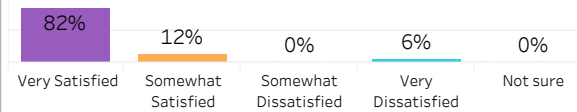
### Average Annual Salary

Overall (\$)	30,834
Full-time Training Related (\$)	31,684.0

### Salary by Location

	Overall (\$)	Full-time Training Related (\$)
Saskatoon	30,576	30,576
Prince Albert	25,480	24,960
Elsewhere in SK	34,489	35,600

### Overall Satisfaction with Program



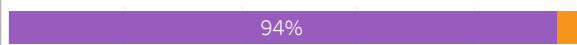
### Satisfaction with Sask Polytech

Satisfied with the decision to attend Saskpolytech	Recommend program to others	Recommend Saskpolytech to others
100%	94%	100%

### Satisfaction with Campus Facilities & Services

■ Satisfied ■ Dissatisfied ■ Not sure

#### Campus facilities



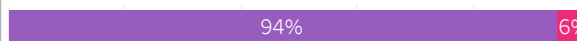
#### Campus activities



#### Instruction delivered



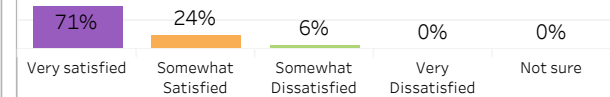
#### Student support services



#### Educational experience

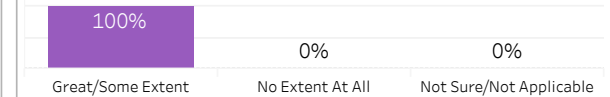


### Relevance of Program to Field of Employment

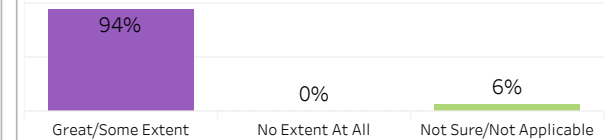


### Program Benefits

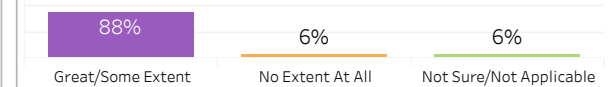
#### Skills and knowledge relevant in the workplace



#### Improved earning potential



#### Improved employment opportunities



### Location of Current Residence

Saskatoon	Prince Albert	Elsewhere in SK
12%	76%	12%

Institutional Research and Analysis (IR&A)



## 2018-19 Graduate Follow-up Survey Summary of Results (2/2)

Campus: **Prince Albert**; School: **Hospitality & Tourism**; Program: **Professional Cooking**; Credential: **CERT**;  
Program Type: **Base**

Number of  
Respondents: 17



Institutional Research and Analysis (IR&A)



## 2018-19 Graduate Follow-up Survey Summary of Results (1/2)

School: **Hospitality & Tourism**; Program: **Professional Cooking**; Campus: **Prince Albert**; Credential: **CERT**;  
Program Type: **Con Ed - Brokered**

Number of Respondents: 2

Class of Graduates: 2018-19  
Base/Con Ed/Brokered: Con Ed - Brokered  
School: Hospitality & Tourism  
Program: Professional Cooking  
Administering Campus: Prince Albert  
Credential: CERT  
Indigenous: All

### Overall Employment

Available Workforce	# of Grads Employed	Employment Rate	# of Full-time Employed Grads	Full-time Employment Rate
2	2	100%	2	100%

### Training Related Employment

Available Workforce	# of Grads Employed	Employment Rate	# of Full-time Employed Grads	Full-time Employment Rate
2	2	100%	2	100%

### Location of Employment

Saskatoon	Regina	Moose Jaw	Prince Albert	Elsewhere in SK	Outside Sask
0%	0%	0%	0%	100%	0%

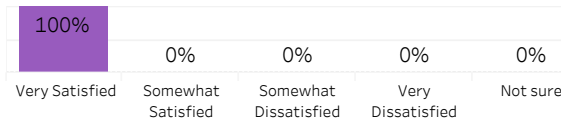
### Average Annual Salary

Overall (\$)	37,440
Full-time Training Related (\$)	37,440

### Salary by Location

	Overall (\$)	Full-time Training Related (\$)
Elsewhere in SK	37,440	37,440

### Overall Satisfaction with Program



### Satisfaction with Sask Polytech

Satisfied with the decision to attend Saskpolytech	Recommend program to others	Recommend Saskpolytech to others
100%	100%	100%

### Satisfaction with Campus Facilities & Services

■ Satisfied
 ■ Dissatisfied
 ■ Not sure

#### Campus facilities



#### Campus activities



#### Instruction delivered



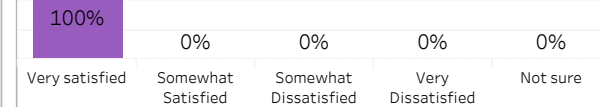
#### Student support services



#### Educational experience

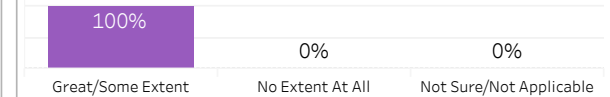


### Relevance of Program to Field of Employment

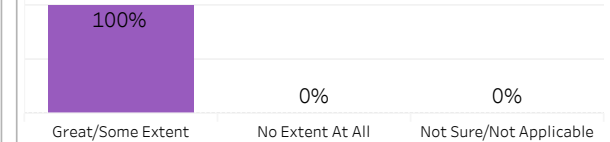


### Program Benefits

#### Skills and knowledge relevant in the workplace



#### Improved earning potential



#### Improved employment opportunities



### Location of Current Residence

Saskatoon	Elsewhere in SK
50%	50%

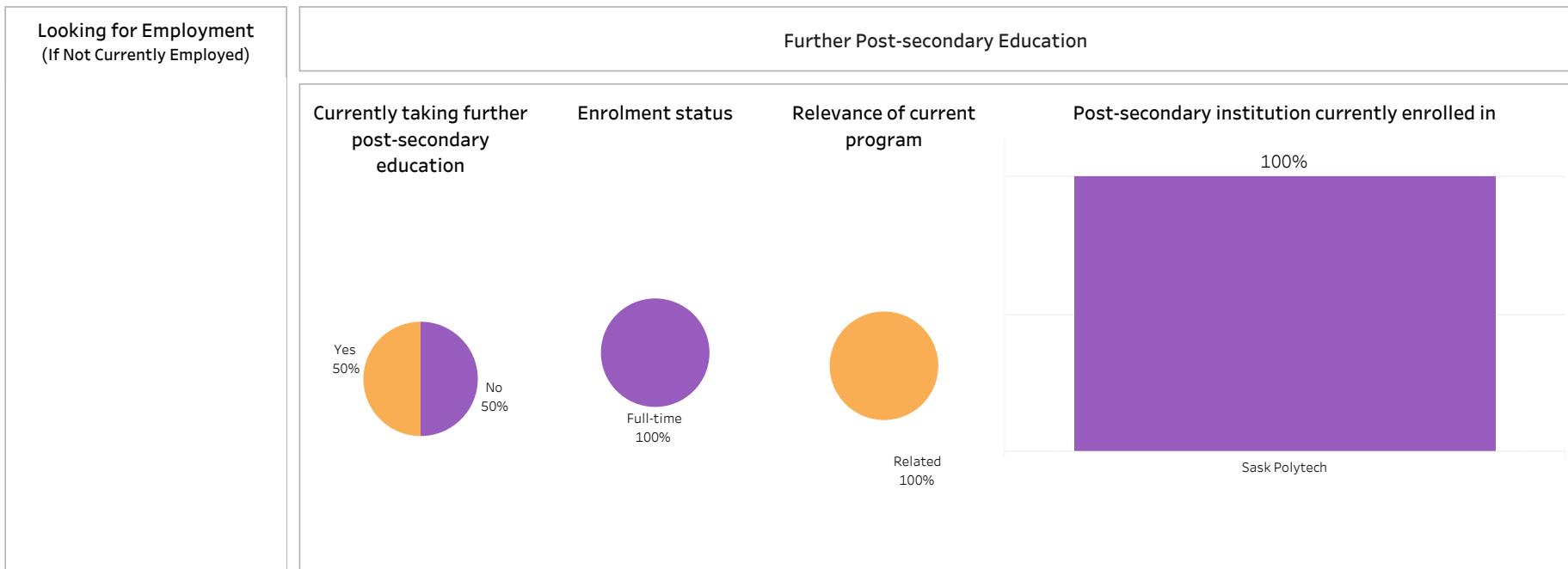
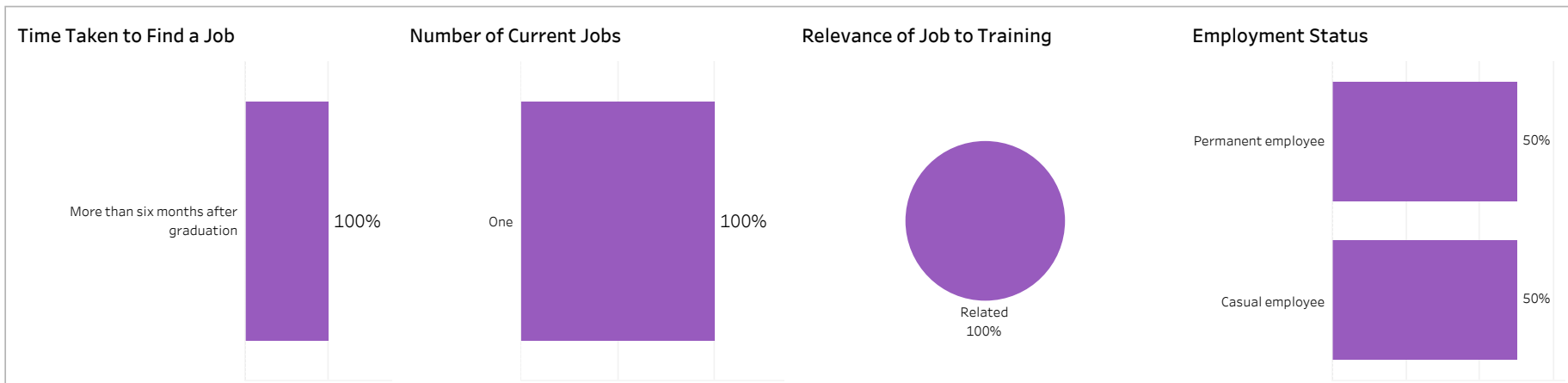
Institutional Research and Analysis (IR&A)



## 2018-19 Graduate Follow-up Survey Summary of Results (2/2)

Campus: **Prince Albert**; School: **Hospitality & Tourism**; Program: **Professional Cooking**; Credential: **CERT**;  
Program Type: **Con Ed - Brokered**

Number of  
Respondents: 2







## 2018-19 Graduate Follow-up Survey Summary of Results (1/2)

School: **Hospitality & Tourism**; Program: **Recreation & Community Develop**; Campus: **Saskatoon**;  
Credential: **DIP**; Program Type: **Base**

Number of Respondents: 8

Class of Graduates  
2018-19

Base/Con Ed/Brokered  
Base

School  
Hospitality & Tourism

Program  
Recreation & Communit..

Administering Campus  
Saskatoon

Credential  
DIP

Indigenous  
All

### Overall Employment

Available Workforce	# of Grads Employed	Employment Rate	# of Full-time Employed Grads	Full-time Employment Rate
6	5	83%	4	67%

### Training Related Employment

Available Workforce	# of Grads Employed	Employment Rate	# of Full-time Employed Grads	Full-time Employment Rate
6	5	83%	4	67%

### Location of Employment

Saskatoon	Regina	Moose Jaw	Prince Albert	Elsewhere in SK	Outside Sask
80%	20%	0%	0%	0%	0%

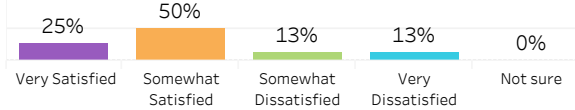
### Average Annual Salary

Overall (\$)	30,308
Full-time Training Related (\$)	37,600

### Salary by Location

	Overall (\$)	Full-time Training Related (\$)
Saskatoon	37,600	37,600
Regina	8,432	

### Overall Satisfaction with Program



### Satisfaction with Sask Polytech

Satisfied with the decision to attend Saskpolytech	Recommend program to others	Recommend Saskpolytech to others
75%	63%	63%

### Satisfaction with Campus Facilities & Services

■ Satisfied ■ Dissatisfied ■ Not sure

#### Campus facilities



#### Campus activities



#### Instruction delivered



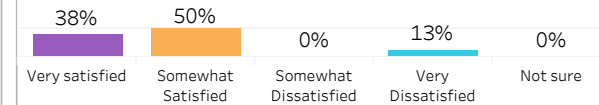
#### Student support services



#### Educational experience

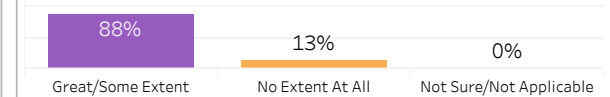


### Relevance of Program to Field of Employment

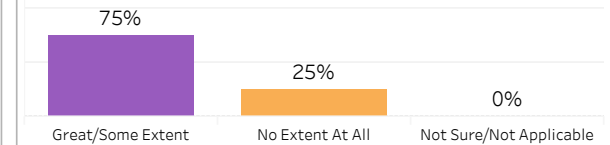


### Program Benefits

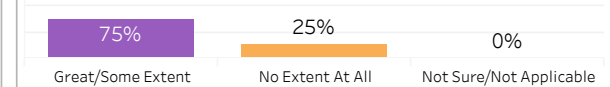
#### Skills and knowledge relevant in the workplace



#### Improved earning potential



#### Improved employment opportunities



### Location of Current Residence

Saskatoon	Regina	Elsewhere in SK
75%	13%	13%

Institutional Research and Analysis (IR&A)



## 2018-19 Graduate Follow-up Survey Summary of Results (2/2)

Campus: **Saskatoon**; School: **Hospitality & Tourism**; Program: **Recreation & Community Develop**;  
Credential: **DIP**; Program Type: **Base**

Number of  
Respondents: 8



Institutional Research and Analysis (IR&A)



# 2018-19 Graduate Follow-up Survey Summary of Results (1/2)

School: **Hospitality & Tourism**; Program: **Retail Meat Specialist**; Campus: **Prince Albert**; Credential: **APCERT**; Program Type: **Con Ed - Sask Polytech Delivered**

Number of Respondents:  
14

Class of Graduates: 2018-19  
Base/Con Ed/Brokered: Con Ed - Sask Polytech D..  
School: Hospitality & Tourism  
Program: Retail Meat Specialist  
Administering Campus: Prince Albert  
Credential: APCERT  
Indigenous: All

## Overall Employment

Available Workforce	# of Grads Employed	Employment Rate	# of Full-time Employed Grads	Full-time Employment Rate
13	7	54%	6	46%

## Training Related Employment

Available Workforce	# of Grads Employed	Employment Rate	# of Full-time Employed Grads	Full-time Employment Rate
13	5	38%	4	31%

## Location of Employment

Saskatoon	Regina	Moose Jaw	Prince Albert	Elsewhere in SK	Outside Sask
0%	0%	0%	43%	43%	14%

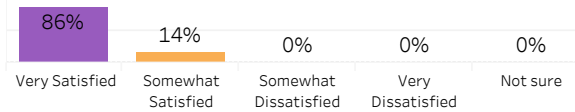
## Average Annual Salary

Overall (\$)	29,400
Full-time Training Related (\$)	31,000

## Salary by Location

	Overall (\$)	Full-time Training Related (\$)
Prince Albert		
Elsewhere in SK	28,500	31,000
Manitoba	31,200	

## Overall Satisfaction with Program



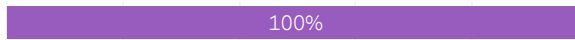
## Satisfaction with Sask Polytech

Satisfied with the decision to attend Saskpolytech	Recommend program to others	Recommend Saskpolytech to others
100%	100%	100%

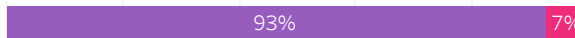
## Satisfaction with Campus Facilities & Services

■ Satisfied ■ Dissatisfied ■ Not sure

### Campus facilities



### Campus activities



### Instruction delivered



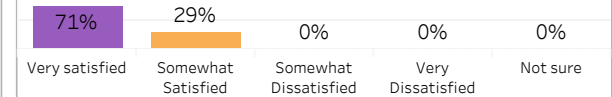
### Student support services



### Educational experience

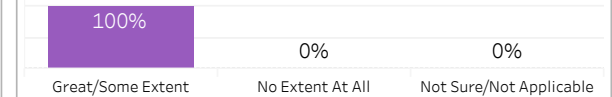


## Relevance of Program to Field of Employment

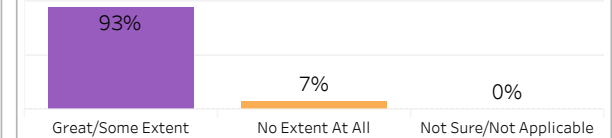


## Program Benefits

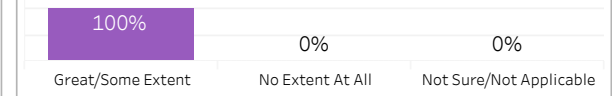
### Skills and knowledge relevant in the workplace



### Improved earning potential



### Improved employment opportunities



## Location of Current Residence

Prince Albert	Elsewhere in SK	Outside Sask
71%	21%	7%

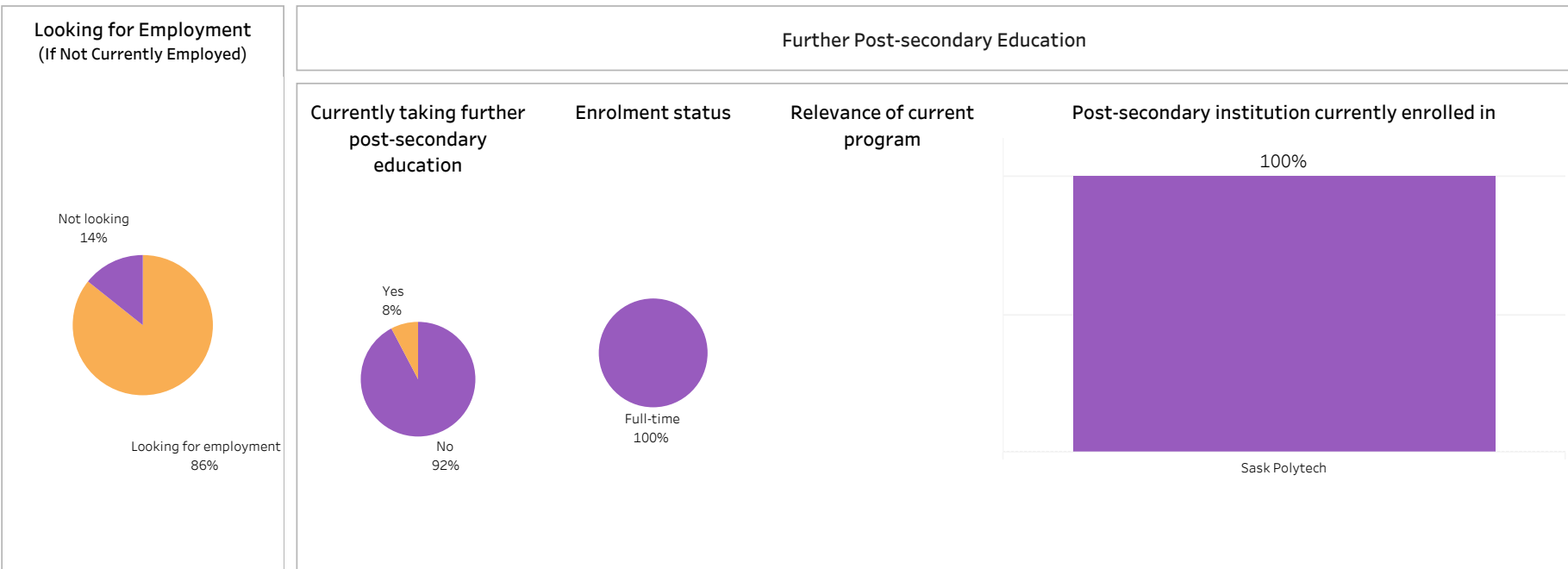
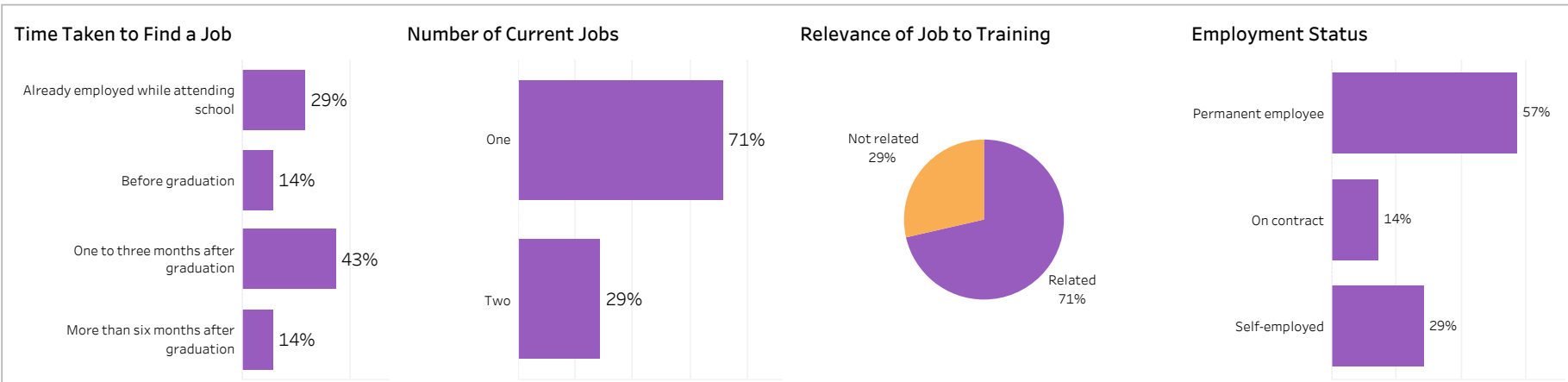
Institutional Research and Analysis (IR&A)



## 2018-19 Graduate Follow-up Survey Summary of Results (2/2)

Campus: **Prince Albert**; School: **Hospitality & Tourism**; Program: **Retail Meat Specialist**; Credential: **APCERT**; Program Type: **Con Ed - Sask Polytech Delivered**

Number of  
Respondents: 14



# School of Human Services & Community Safety



## 2018-19 Graduate Follow-up Survey Summary of Results (1/2)

School: **Human Services & Community Safety**; Program: **All**; Campus: **All**; Credential: **All**; Program Type: **All**

Number of Respondents:  
363

Class of Graduates  
2018-19

Base/Con Ed/Brokered  
All

School  
Human Services & Com..

Program  
All

Administering Campus  
All

Credential  
All

Indigenous  
All

### Overall Employment

Available Workforce	# of Grads Employed	Employment Rate	# of Full-time Employed Grads	Full-time Employment Rate
316	285	90%	235	74%

### Training Related Employment

Available Workforce	# of Grads Employed	Employment Rate	# of Full-time Employed Grads	Full-time Employment Rate
316	235	74%	198	63%

### Location of Employment

Saskatoon	Regina	Moose Jaw	Prince Albert	Elsewhere in SK	Outside Sask
40%	19%	2%	11%	25%	3%

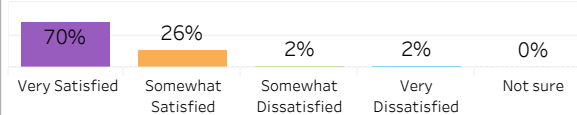
### Average Annual Salary

Overall (\$)	36,552
Full-time Training Related (\$)	39,027

### Salary by Location

	Overall (\$)	Full-time Training Related (\$)
Saskatoon	34,874	37,789
Regina	36,922	40,158
Moose Jaw	31,212	31,212
Prince Albert	39,970	45,825
Elsewhere in SK	37,110	38,592
Alberta	51,804	31,616
Manitoba		
Elsewhere in Canada	35,360	35,360
Outside of Canada		

### Overall Satisfaction with Program



### Satisfaction with Sask Polytech

Satisfied with the decision to attend Saskpolytech	Recommend program to others	Recommend Saskpolytech to others
96%	92%	96%

### Satisfaction with Campus Facilities & Services

■ Satisfied ■ Dissatisfied ■ Not sure

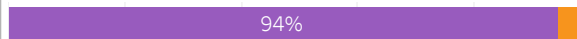
#### Campus facilities



#### Campus activities



#### Instruction delivered



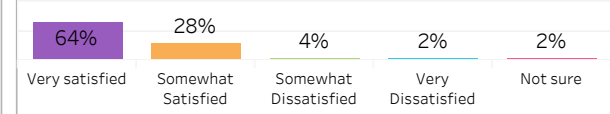
#### Student support services



#### Educational experience

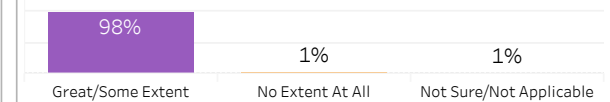


### Relevance of Program to Field of Employment

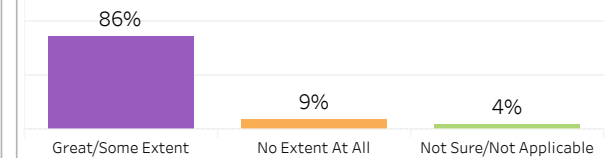


### Program Benefits

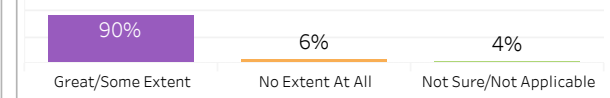
#### Skills and knowledge relevant in the workplace



#### Improved earning potential



#### Improved employment opportunities



### Location of Current Residence

Saskatoon	Regina	Moose Jaw	Prince Albert	Elsewhere in SK	Outside Sask
40%	17%	1%	13%	26%	4%

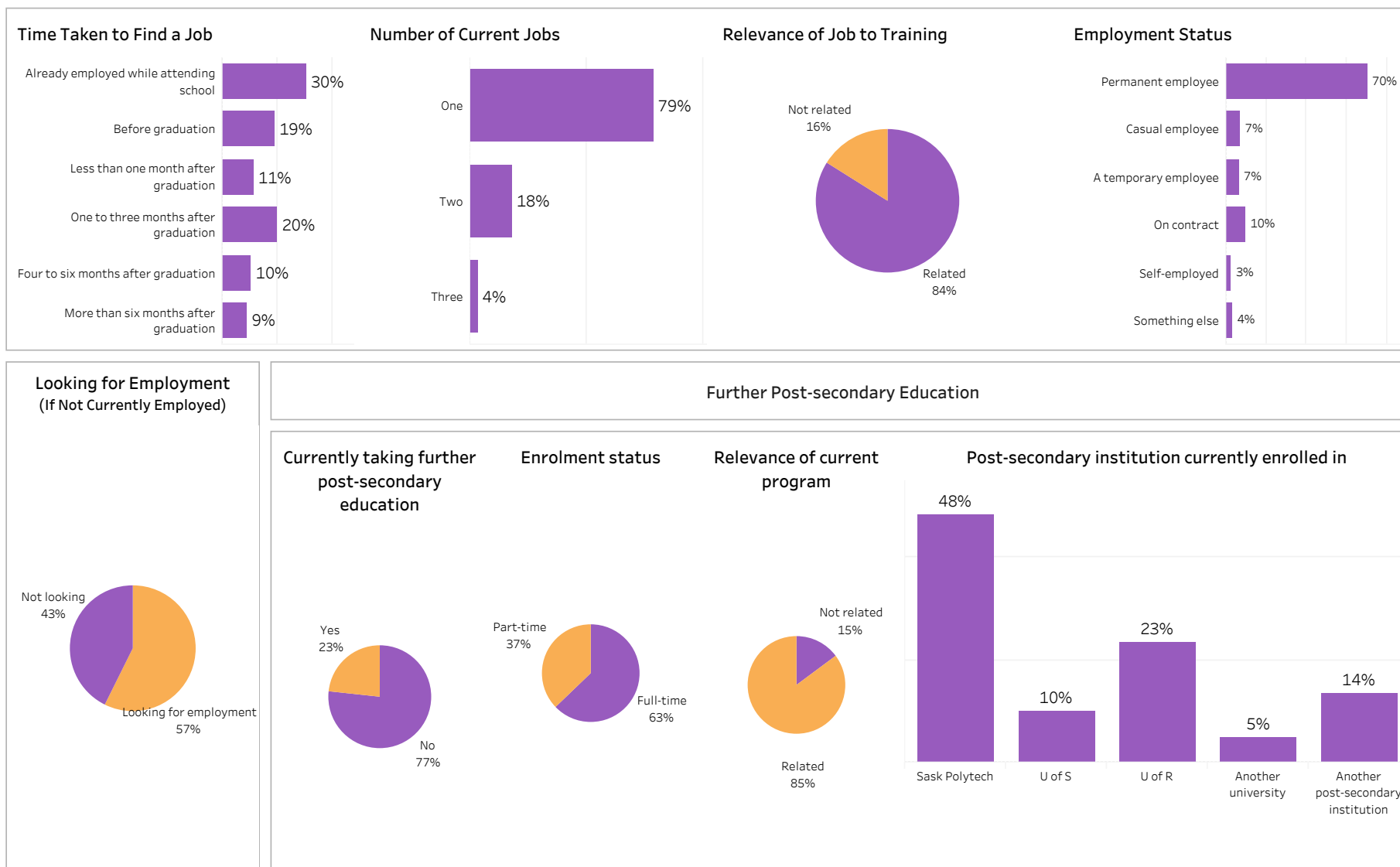
Institutional Research and Analysis (IR&A)



## 2018-19 Graduate Follow-up Survey Summary of Results (2/2)

Campus: **All**; School: **Human Services & Community Safety**; Program: **All**; Credential: **All**; Program Type: **All**

Number of  
Respondents: 363





## 2018-19 Graduate Follow-up Survey Summary of Results (1/2)

School: **Human Services & Community Safety**; Program: **All**; Campus: **All**; Credential: **All**; Program Type: **Base**

Number of Respondents:  
183

Class of Graduates  
2018-19

Base/Con Ed/Brokered  
Base

School  
Human Services & Com..

Program  
All

Administering Campus  
All

Credential  
All

Indigenous  
All

### Overall Employment

Available Workforce	# of Grads Employed	Employment Rate	# of Full-time Employed Grads	Full-time Employment Rate
152	137	90%	113	74%

### Training Related Employment

Available Workforce	# of Grads Employed	Employment Rate	# of Full-time Employed Grads	Full-time Employment Rate
152	119	78%	98	64%

### Location of Employment

Saskatoon	Regina	Moose Jaw	Prince Albert	Elsewhere in SK	Outside Sask
55%	12%	0%	14%	17%	3%

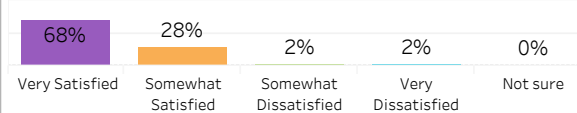
### Average Annual Salary

Overall (\$)	38,445
Full-time Training Related (\$)	39,792

### Salary by Location

	Overall (\$)	Full-time Training Related (\$)
Saskatoon	34,873	37,527
Regina	34,758	38,294
Prince Albert	43,789	48,002
Elsewhere in SK	46,936	44,978
Alberta	59,072	31,616
Outside of Canada		

### Overall Satisfaction with Program



### Satisfaction with Sask Polytech

Satisfied with the decision to attend Saskpolytech	Recommend program to others	Recommend Saskpolytech to others
97%	93%	97%

### Satisfaction with Campus Facilities & Services

■ Satisfied ■ Dissatisfied ■ Not sure

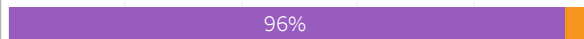
#### Campus facilities



#### Campus activities



#### Instruction delivered



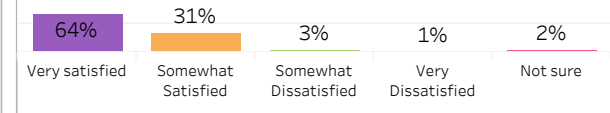
#### Student support services



#### Educational experience

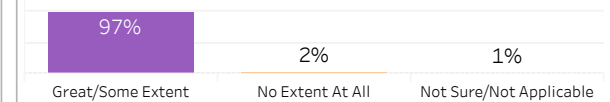


### Relevance of Program to Field of Employment

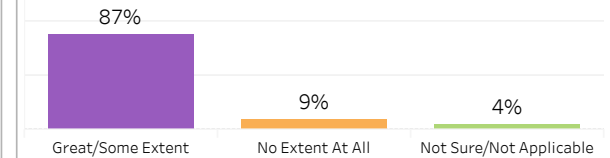


### Program Benefits

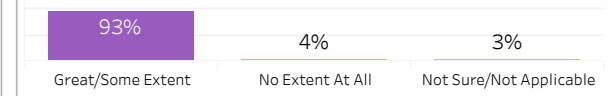
#### Skills and knowledge relevant in the workplace



#### Improved earning potential



#### Improved employment opportunities



### Location of Current Residence

Saskatoon	Regina	Prince Albert	Elsewhere in SK	Outside Sask
52%	13%	15%	15%	4%

Institutional Research and Analysis (IR&A)

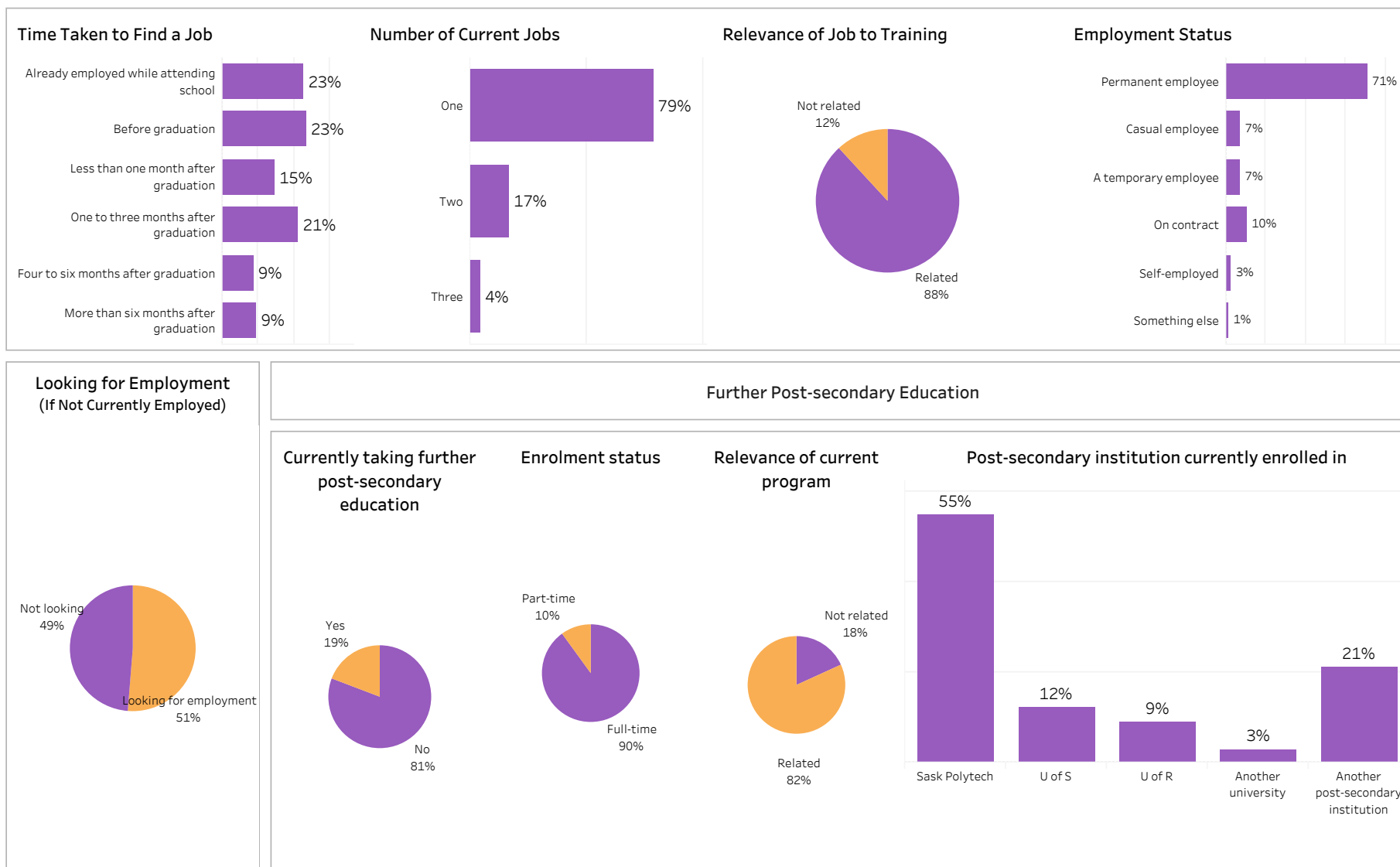




## 2018-19 Graduate Follow-up Survey Summary of Results (2/2)

Campus: **All**; School: **Human Services & Community Safety**; Program: **All**; Credential: **All**; Program Type: **Base**

Number of  
Respondents: 183



Institutional Research and Analysis (IR&A)



## 2018-19 Graduate Follow-up Survey Summary of Results (1/2)

School: **Human Services & Community Safety**; Program: **All**; Campus: **All**; Credential: **All**; Program Type:  
**Con Ed - Sask Polytech Delivered**

Number of Respondents:  
137

Class of Graduates  
2018-19

Base/Con Ed/Brokered  
Con Ed - Sask Polytech D..

School  
Human Services & Com..

Program  
All

Administering Campus  
All

Credential  
All

Indigenous  
All

### Overall Employment

Available Workforce	# of Grads Employed	Employment Rate	# of Full-time Employed Grads	Full-time Employment Rate
125	116	93%	98	78%

### Training Related Employment

Available Workforce	# of Grads Employed	Employment Rate	# of Full-time Employed Grads	Full-time Employment Rate
125	93	74%	82	66%

### Location of Employment

Saskatoon	Regina	Moose Jaw	Prince Albert	Elsewhere in SK	Outside Sask
31%	33%	4%	9%	21%	3%

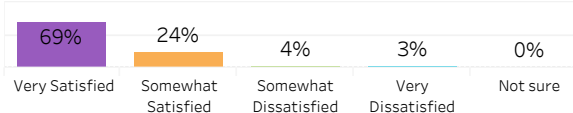
### Average Annual Salary

Overall (\$)	35,841
Full-time Training Related (\$)	38,768

### Salary by Location

	Overall (\$)	Full-time Training Related (\$)
Saskatoon	34,893	37,419
Regina	37,594	40,868
Moose Jaw	31,212	31,212
Prince Albert	36,688	41,036
Elsewhere in SK	35,217	39,482
Alberta		
Elsewhere in Canada	35,360	35,360

### Overall Satisfaction with Program



### Satisfaction with Sask Polytech

Satisfied with the decision to attend Saskpolytech	Recommend program to others	Recommend Saskpolytech to others
93%	90%	95%

### Satisfaction with Campus Facilities & Services

■ Satisfied ■ Dissatisfied ■ Not sure

#### Campus facilities



#### Campus activities




#### Instruction delivered



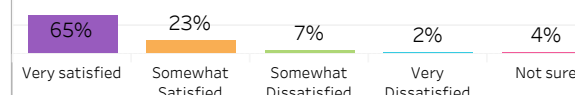
#### Student support services



#### Educational experience

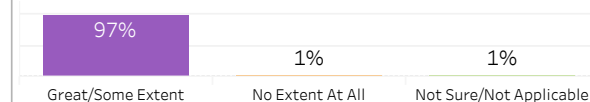


### Relevance of Program to Field of Employment

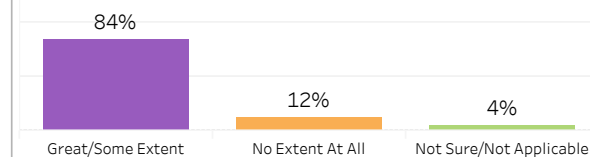


### Program Benefits

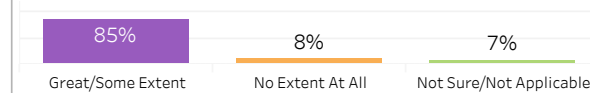
#### Skills and knowledge relevant in the workplace



#### Improved earning potential



#### Improved employment opportunities



### Location of Current Residence

Saskatoon	Regina	Moose Jaw	Prince Albert	Elsewhere in SK	Outside Sask
33%	26%	4%	13%	23%	1%

Institutional Research and Analysis (IR&A)

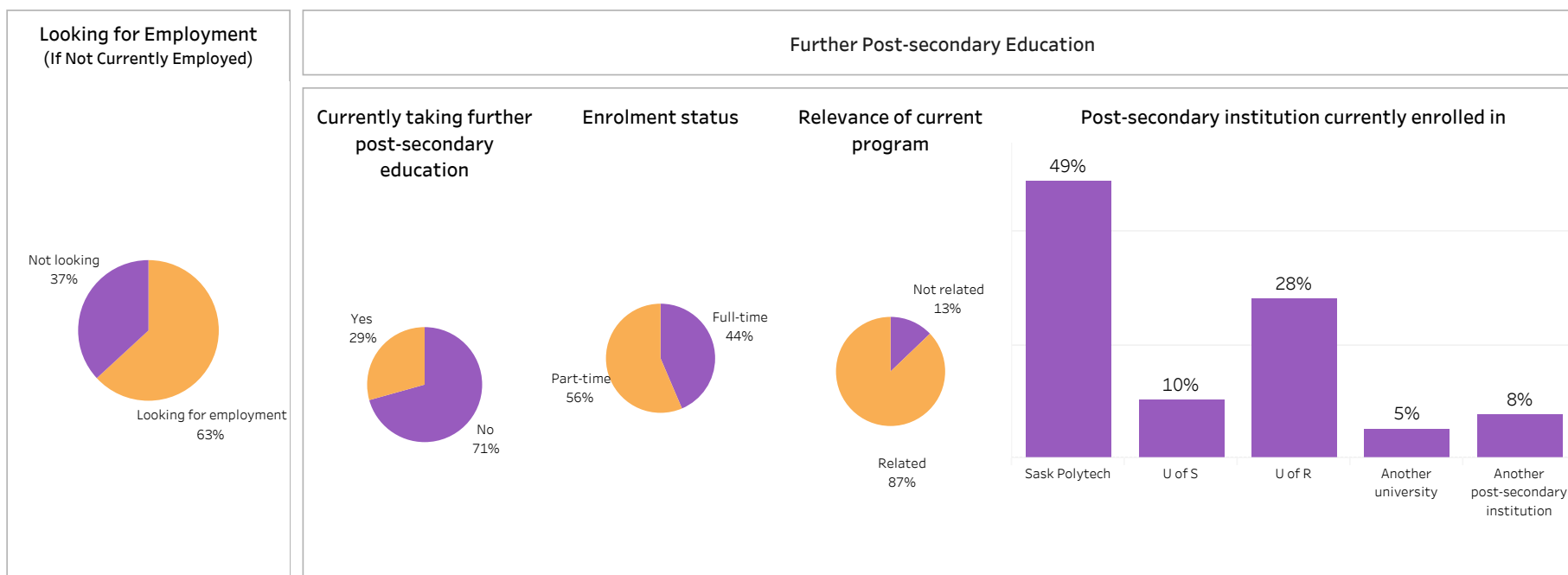
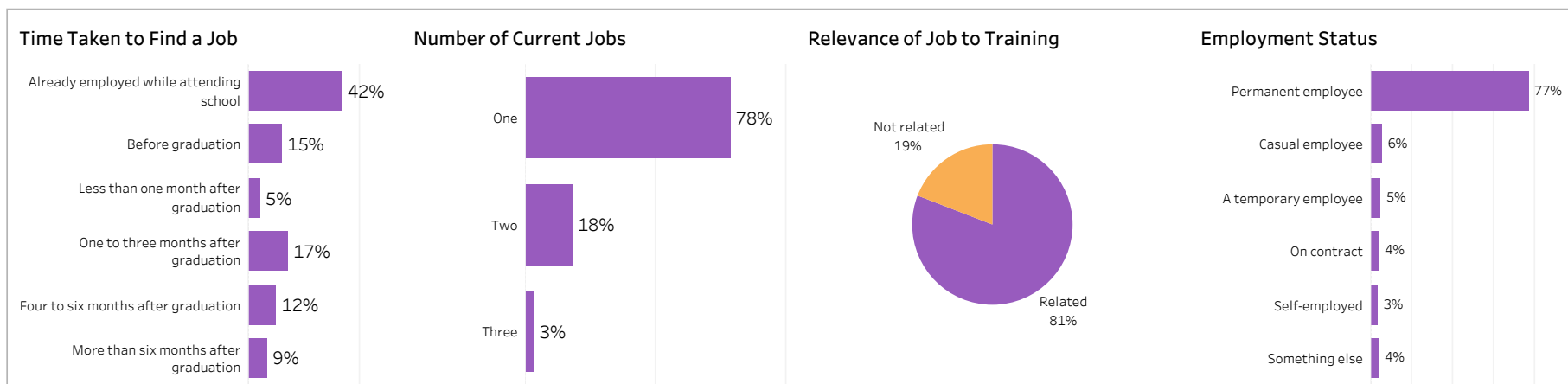


## 2018-19 Graduate Follow-up Survey

### Summary of Results (2/2)

Campus: **All**; School: **Human Services & Community Safety**; Program: **All**; Credential: **All**; Program Type: **Con Ed - Sask Polytech Delivered**

Number of  
Respondents: 137



Institutional Research and Analysis (IR&A)



## 2018-19 Graduate Follow-up Survey Summary of Results (1/2)

School: **Human Services & Community Safety**; Program: **All**; Campus: **All**; Credential: **All**; Program Type:  
**Con Ed - Brokered**

Number of Respondents:  
43

Class of Graduates  
2018-19

Base/Con Ed/Brokered  
Con Ed - Brokered

School  
Human Services & Com..

Program  
All

Administering Campus  
All

Credential  
All

Indigenous  
All

### Overall Employment

Available Workforce	# of Grads Employed	Employment Rate	# of Full-time Employed Grads	Full-time Employment Rate
39	32	82%	24	62%

### Training Related Employment

Available Workforce	# of Grads Employed	Employment Rate	# of Full-time Employed Grads	Full-time Employment Rate
39	23	59%	18	46%

### Location of Employment

Saskatoon	Regina	Moose Jaw	Prince Albert	Elsewhere in SK	Outside Sask
13%	3%	0%	3%	75%	6%

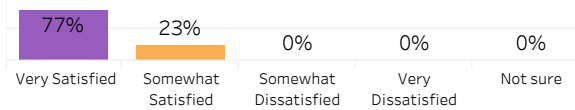
### Average Annual Salary

Overall (\$)	30,505
Full-time Training Related (\$)	35,687

### Salary by Location

	Overall (\$)	Full-time Training Related (\$)
Saskatoon	34,580	58,240
Regina		
Prince Albert	13,312	
Elsewhere in SK	31,141	33,637
Alberta	30,000	
Manitoba		

### Overall Satisfaction with Program



### Satisfaction with Sask Polytech

Satisfied with the decision to attend Saskpolytech	Recommend program to others	Recommend Saskpolytech to others
98%	91%	95%

### Satisfaction with Campus Facilities & Services

■ Satisfied ■ Dissatisfied ■ Not sure

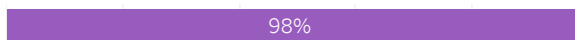
#### Campus facilities



#### Campus activities



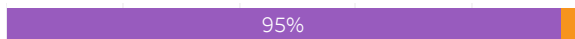
#### Instruction delivered



#### Student support services



#### Educational experience

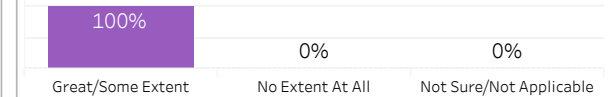


### Relevance of Program to Field of Employment

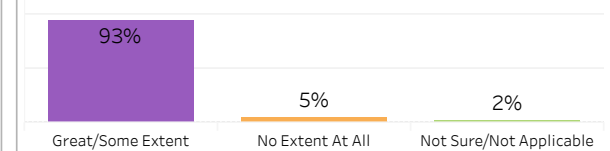


### Program Benefits

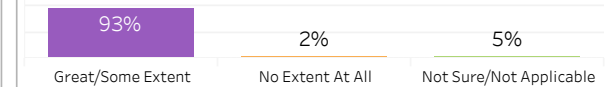
#### Skills and knowledge relevant in the workplace



#### Improved earning potential



#### Improved employment opportunities



### Location of Current Residence

Saskatoon	Regina	Prince Albert	Elsewhere in SK	Outside Sask
9%	2%	2%	77%	9%

Institutional Research and Analysis (IR&A)



## 2018-19 Graduate Follow-up Survey Summary of Results (2/2)

Campus: **All**; School: **Human Services & Community Safety**; Program: **All**; Credential: **All**; Program Type: **Con Ed - Brokered**

Number of  
Respondents: 43



Institutional Research and Analysis (IR&A)



## 2018-19 Graduate Follow-up Survey Summary of Results (1/2)

School: **Human Services & Community Safety**; Program: **Aboriginal Policing Preparation**; Campus: **Prince Albert**; Credential: **CERT**; Program Type: **Con Ed - Sask Polytech Delivered**

Number of Respondents: 8

Class of Graduates  
2018-19

Base/Con Ed/Brokered  
Con Ed - Sask Polytech D..

School  
Human Services & Com..

Program  
Aboriginal Policing Prep..

Administering Campus  
Prince Albert

Credential  
CERT

Indigenous  
All

### Overall Employment

Available Workforce	# of Grads Employed	Employment Rate	# of Full-time Employed Grads	Full-time Employment Rate
5	5	100%	4	80%

### Training Related Employment

Available Workforce	# of Grads Employed	Employment Rate	# of Full-time Employed Grads	Full-time Employment Rate
5	2	40%	2	40%

### Location of Employment

Saskatoon	Regina	Moose Jaw	Prince Albert	Elsewhere in SK	Outside Sask
0%	0%	0%	60%	40%	0%

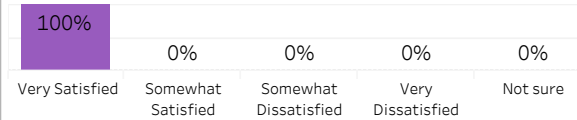
### Average Annual Salary

Overall (\$)	44,460
Full-time Training Related (\$)	62,400

### Salary by Location

	Overall (\$)	Full-time Training Related (\$)
Prince Albert	44,460	62,400
Elsewhere in SK		

### Overall Satisfaction with Program



### Satisfaction with Sask Polytech

Satisfied with the decision to attend Saskpolytech	Recommend program to others	Recommend Saskpolytech to others
100%	100%	100%

### Satisfaction with Campus Facilities & Services

■ Satisfied ■ Dissatisfied ■ Not sure

#### Campus facilities



#### Campus activities



#### Instruction delivered



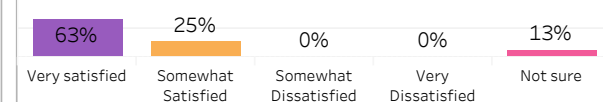
#### Student support services



#### Educational experience

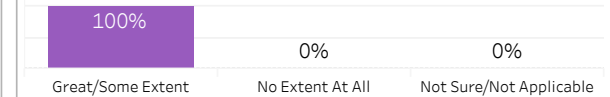


### Relevance of Program to Field of Employment

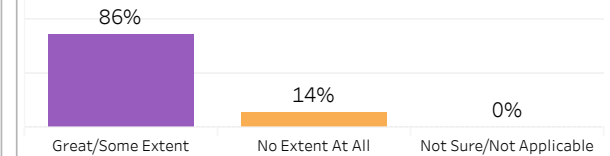


### Program Benefits

#### Skills and knowledge relevant in the workplace



#### Improved earning potential



#### Improved employment opportunities



### Location of Current Residence

Prince Albert	Elsewhere in SK
75%	25%

Institutional Research and Analysis (IR&A)



## 2018-19 Graduate Follow-up Survey Summary of Results (2/2)

Campus: **Prince Albert**; School: **Human Services & Community Safety**; Program: **Aboriginal Policing Preparation**; Credential: **CERT**; Program Type: **Con Ed - Sask Polytech Delivered**

Number of  
Respondents: 8



Institutional Research and Analysis (IR&A)



# 2018-19 Graduate Follow-up Survey Summary of Results (1/2)

School: **Human Services & Community Safety**; Program: **Aboriginal Policing Preparation**; Campus: **Regina**;  
Credential: **CERT**; Program Type: **Con Ed - Sask Polytech Delivered**

Number of Respondents: 9

Class of Graduates: 2018-19    Base/Con Ed/Brokered: Con Ed - Sask Polytech D..    School: Human Services & Com..    Program: Aboriginal Policing Prep..    Administering Campus: Regina    Credential: CERT    Indigenous: All

## Overall Employment

Available Workforce	# of Grads Employed	Employment Rate	# of Full-time Employed Grads	Full-time Employment Rate
8	8	100%	7	88%

## Training Related Employment

Available Workforce	# of Grads Employed	Employment Rate	# of Full-time Employed Grads	Full-time Employment Rate
8	6	75%	5	63%

## Location of Employment

Saskatoon	Regina	Moose Jaw	Prince Albert	Elsewhere in SK	Outside Sask
0%	100%	0%	0%	0%	0%

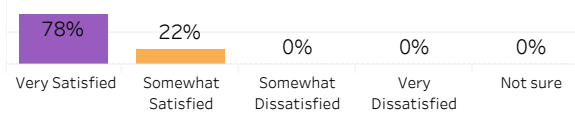
## Average Annual Salary

Overall (\$)	31,727
Full-time Training Related (\$)	33,973

## Salary by Location

	Overall (\$)	Full-time Training Related (\$)
Regina	31,727	33,973

## Overall Satisfaction with Program



## Satisfaction with Sask Polytech

Satisfied with the decision to attend Saskpolytech	Recommend program to others	Recommend Saskpolytech to others
100%	100%	100%

## Satisfaction with Campus Facilities & Services

■ Satisfied ■ Dissatisfied ■ Not sure

### Campus facilities



### Campus activities



### Instruction delivered



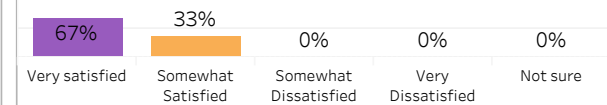
### Student support services



### Educational experience

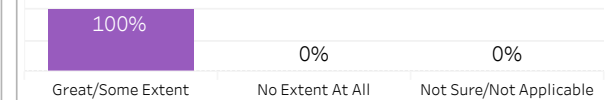


## Relevance of Program to Field of Employment

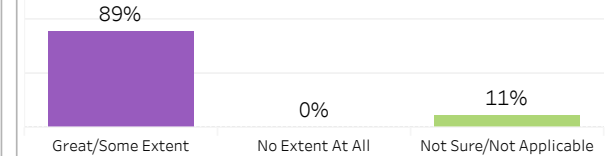


## Program Benefits

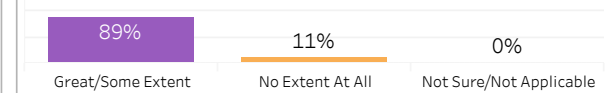
### Skills and knowledge relevant in the workplace



### Improved earning potential



### Improved employment opportunities



## Location of Current Residence

Regina
100%

Institutional Research and Analysis (IR&A)





## 2018-19 Graduate Follow-up Survey Summary of Results (2/2)

Campus: **Regina**; School: **Human Services & Community Safety**; Program: **Aboriginal Policing Preparation**;  
Credential: **CERT**; Program Type: **Con Ed - Sask Polytech Delivered**

Number of  
Respondents: 9



Institutional Research and Analysis (IR&A)



# 2018-19 Graduate Follow-up Survey Summary of Results (1/2)

School: **Human Services & Community Safety**; Program: **Aboriginal Policing Preparation**; Campus: **Saskatoon**; Credential: **CERT**; Program Type: **Con Ed - Sask Polytech Delivered**

Number of Respondents: 7

Class of Graduates: 2018-19  
Base/Con Ed/Brokered: Con Ed - Sask Polytech D..  
School: Human Services & Com..  
Program: Aboriginal Policing Prep..  
Administering Campus: Saskatoon  
Credential: CERT  
Indigenous: All

## Overall Employment

Available Workforce	# of Grads Employed	Employment Rate	# of Full-time Employed Grads	Full-time Employment Rate
7	6	86%	5	71%

## Training Related Employment

Available Workforce	# of Grads Employed	Employment Rate	# of Full-time Employed Grads	Full-time Employment Rate
7	4	57%	3	43%

## Location of Employment

Saskatoon	Regina	Moose Jaw	Prince Albert	Elsewhere in SK	Outside Sask
83%	0%	0%	0%	17%	0%

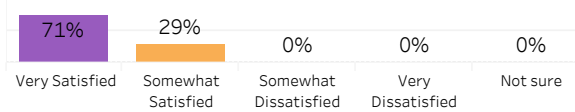
## Average Annual Salary

Overall (\$)	33,099
Full-time Training Related (\$)	36,720

## Salary by Location

	Overall (\$)	Full-time Training Related (\$)
Saskatoon	35,004	36,720
Elsewhere in SK	25,480	

## Overall Satisfaction with Program



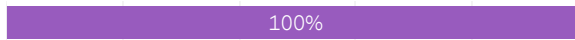
## Satisfaction with Sask Polytech

Satisfied with the decision to attend Saskpolytech	Recommend program to others	Recommend Saskpolytech to others
100%	86%	100%

## Satisfaction with Campus Facilities & Services

Legend: Satisfied (Purple), Dissatisfied (Orange), Not sure (Pink)

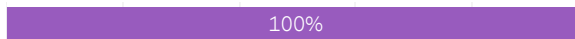
### Campus facilities



### Campus activities



### Instruction delivered



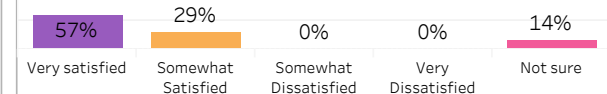
### Student support services



### Educational experience

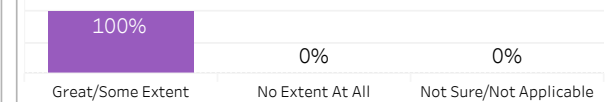


## Relevance of Program to Field of Employment

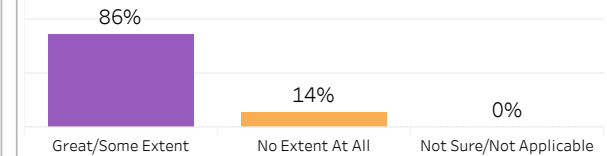


## Program Benefits

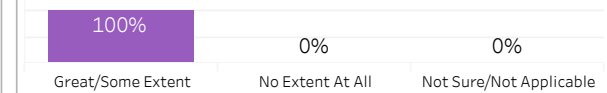
### Skills and knowledge relevant in the workplace



### Improved earning potential



### Improved employment opportunities



## Location of Current Residence

Saskatoon	Elsewhere in SK
71%	29%



## 2018-19 Graduate Follow-up Survey Summary of Results (2/2)

Campus: **Saskatoon**; School: **Human Services & Community Safety**; Program: **Aboriginal Policing Preparation**; Credential: **CERT**; Program Type: **Con Ed - Sask Polytech Delivered**

Number of  
Respondents: 7





# 2018-19 Graduate Follow-up Survey Summary of Results (1/2)

School: **Human Services & Community Safety**; Program: **Correctional Studies**; Campus: **Prince Albert**;  
Credential: **DIP**; Program Type: **Base**

Number of Respondents:  
20

Class of Graduates  
2018-19

Base/Con Ed/Brokered  
Base

School  
Human Services & Com..

Program  
Correctional Studies

Administering Campus  
Prince Albert

Credential  
DIP

Indigenous  
All

## Overall Employment

Available Workforce	# of Grads Employed	Employment Rate	# of Full-time Employed Grads	Full-time Employment Rate
17	16	94%	16	94%

## Training Related Employment

Available Workforce	# of Grads Employed	Employment Rate	# of Full-time Employed Grads	Full-time Employment Rate
17	9	53%	9	53%

## Location of Employment

Saskatoon	Regina	Moose Jaw	Prince Albert	Elsewhere in SK	Outside Sask
31%	0%	0%	50%	19%	0%

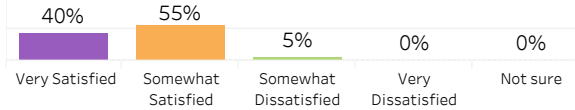
## Average Annual Salary

Overall (\$)	52,734
Full-time Training Related (\$)	64,479

## Salary by Location

	Overall (\$)	Full-time Training Related (\$)
Saskatoon	47,769	67,467
Prince Albert	58,892	63,881
Elsewhere in SK	30,680	

## Overall Satisfaction with Program



## Satisfaction with Sask Polytech

Satisfied with the decision to attend Saskpolytech	Recommend program to others	Recommend Saskpolytech to others
100%	90%	100%

## Satisfaction with Campus Facilities & Services

■ Satisfied ■ Dissatisfied ■ Not sure

### Campus facilities



### Campus activities



### Instruction delivered



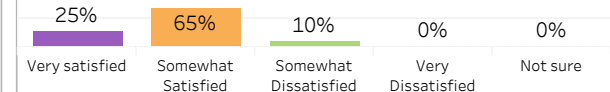
### Student support services



### Educational experience

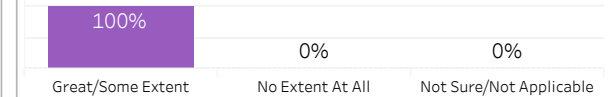


## Relevance of Program to Field of Employment

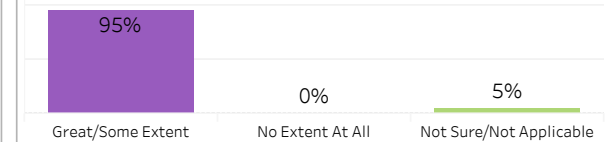


## Program Benefits

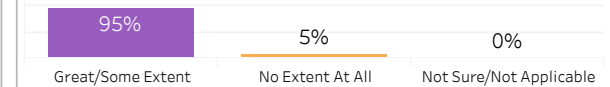
### Skills and knowledge relevant in the workplace



### Improved earning potential



### Improved employment opportunities



## Location of Current Residence

Saskatoon	Prince Albert	Elsewhere in SK	Outside Sask
10%	65%	20%	5%

Institutional Research and Analysis (IR&A)

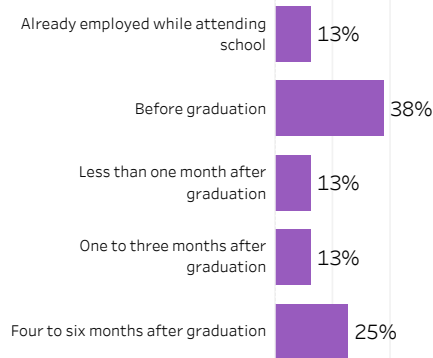


## 2018-19 Graduate Follow-up Survey Summary of Results (2/2)

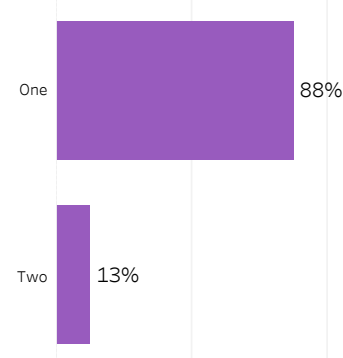
Campus: **Prince Albert**; School: **Human Services & Community Safety**; Program: **Correctional Studies**;  
Credential: **DIP**; Program Type: **Base**

Number of  
Respondents: 20

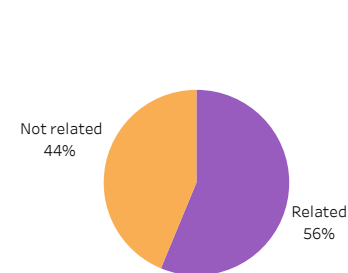
### Time Taken to Find a Job



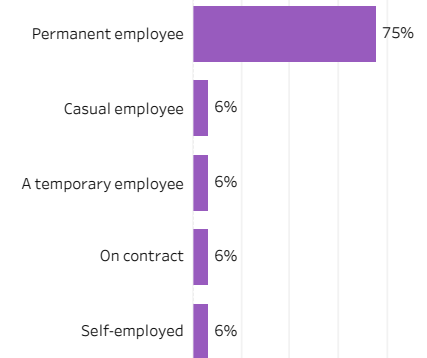
### Number of Current Jobs



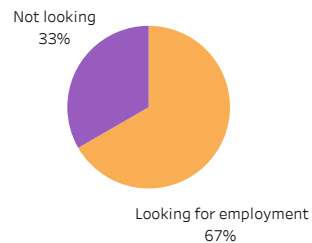
### Relevance of Job to Training



### Employment Status

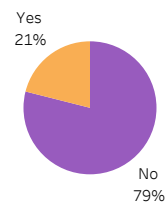


### Looking for Employment (If Not Currently Employed)

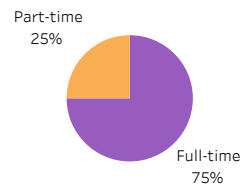


### Further Post-secondary Education

#### Currently taking further post-secondary education



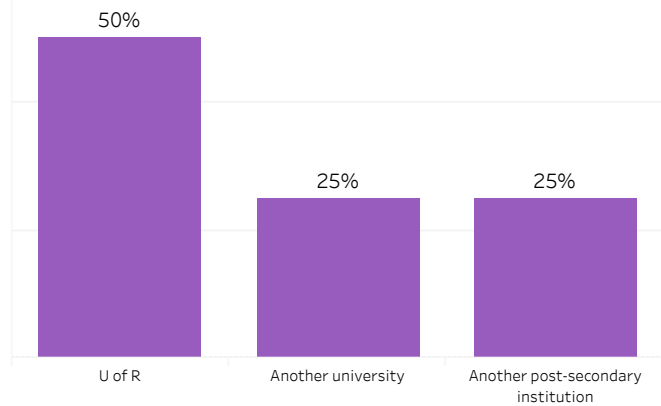
#### Enrolment status



#### Relevance of current program



#### Post-secondary institution currently enrolled in





## 2018-19 Graduate Follow-up Survey Summary of Results (1/2)

School: **Human Services & Community Safety**; Program: **Court Services Administrator**; Campus: **Regina**;  
Credential: **APCERT**; Program Type: **Con Ed - Sask Polytech Delivered**

Number of Respondents:  
11

Class of Graduates: 2018-19    Base/Con Ed/Brokered: Con Ed - Sask Polytech D..    School: Human Services & Com..    Program: Court Services Administ..    Administering Campus: Regina    Credential: APCERT    Indigenous: All

### Overall Employment

Available Workforce	# of Grads Employed	Employment Rate	# of Full-time Employed Grads	Full-time Employment Rate
11	11	100%	9	82%

### Training Related Employment

Available Workforce	# of Grads Employed	Employment Rate	# of Full-time Employed Grads	Full-time Employment Rate
11	6	55%	6	55%

### Location of Employment

Saskatoon	Regina	Moose Jaw	Prince Albert	Elsewhere in SK	Outside Sask
9%	64%	0%	0%	27%	0%

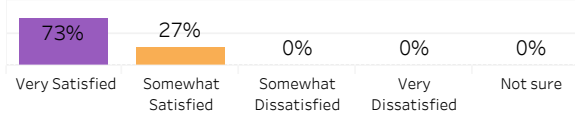
### Average Annual Salary

Overall (\$)	37,027
Full-time Training Related (\$)	41,001

### Salary by Location

	Overall (\$)	Full-time Training Related (\$)
Saskatoon	43,618	43,618
Regina	38,732	40,478
Elsewhere in SK	28,620	

### Overall Satisfaction with Program



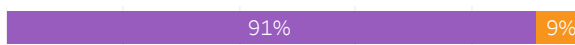
### Satisfaction with Sask Polytech

Satisfied with the decision to attend Saskpolytech	Recommend program to others	Recommend Saskpolytech to others
91%	91%	100%

### Satisfaction with Campus Facilities & Services

Legend: Satisfied (Purple), Dissatisfied (Orange), Not sure (Pink)

#### Campus facilities



#### Campus activities



#### Instruction delivered



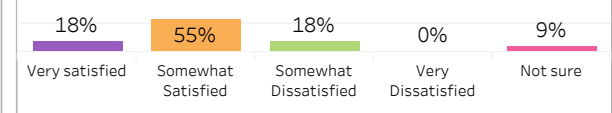
#### Student support services



#### Educational experience

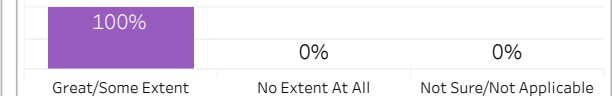


### Relevance of Program to Field of Employment

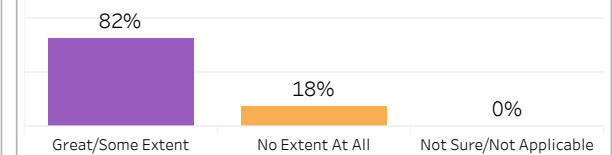


### Program Benefits

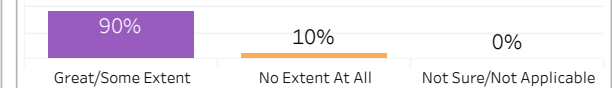
#### Skills and knowledge relevant in the workplace



#### Improved earning potential



#### Improved employment opportunities



### Location of Current Residence

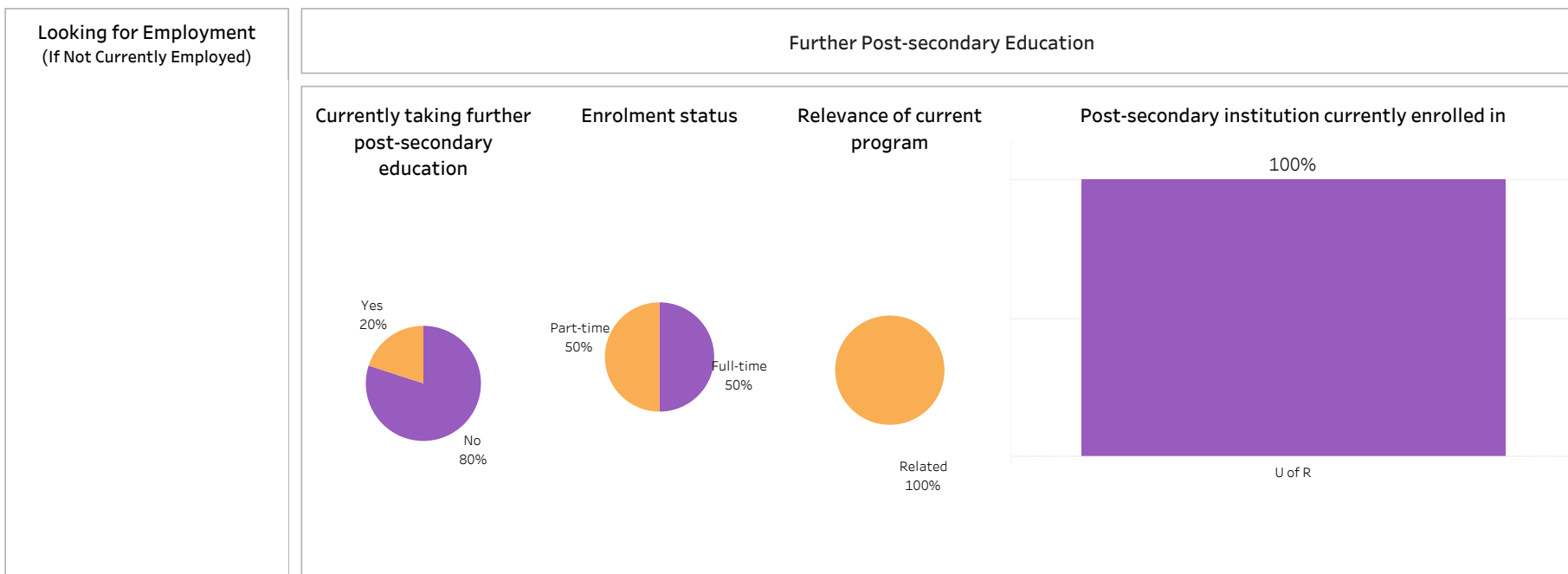
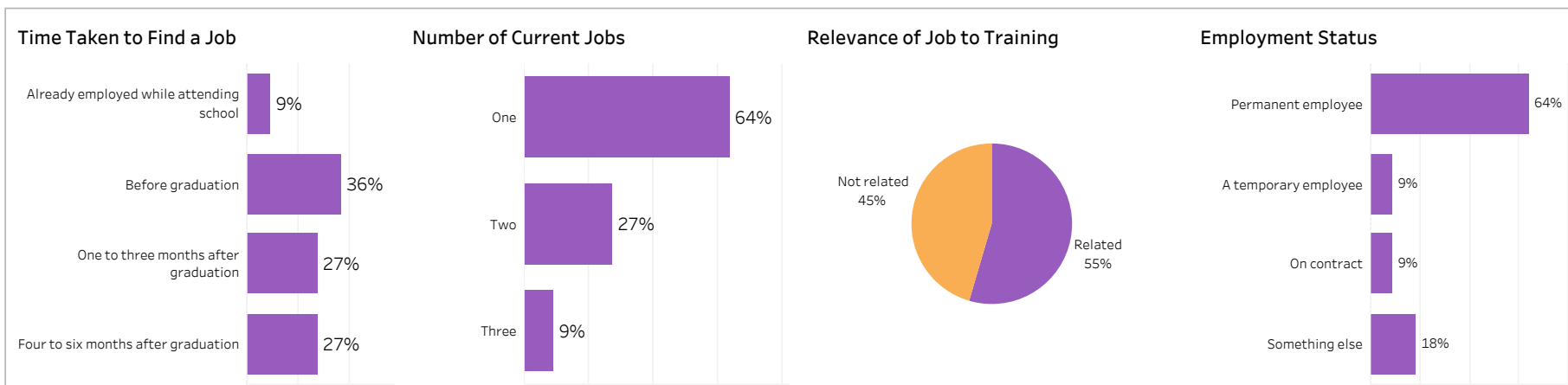
Saskatoon	Regina	Elsewhere in SK
9%	55%	36%



## 2018-19 Graduate Follow-up Survey Summary of Results (2/2)

Campus: **Regina**; School: **Human Services & Community Safety**; Program: **Court Services Administrator**;  
Credential: **APCERT**; Program Type: **Con Ed - Sask Polytech Delivered**

Number of  
Respondents: 11





## 2018-19 Graduate Follow-up Survey Summary of Results (1/2)

School: **Human Services & Community Safety**; Program: **Court Services Administrator**; Campus: **Saskatoon**; Credential: **APCERT**; Program Type: **Con Ed - Sask Polytech Delivered**

Number of Respondents:  
12

Class of Graduates  
2018-19

Base/Con Ed/Brokered  
Con Ed - Sask Polytech D..

School  
Human Services & Com..

Program  
Court Services Administ..

Administering Campus  
Saskatoon

Credential  
APCERT

Indigenous  
All

### Overall Employment

Available Workforce	# of Grads Employed	Employment Rate	# of Full-time Employed Grads	Full-time Employment Rate
11	8	73%	8	73%

### Training Related Employment

Available Workforce	# of Grads Employed	Employment Rate	# of Full-time Employed Grads	Full-time Employment Rate
11	5	45%	5	45%

### Location of Employment

Saskatoon	Regina	Moose Jaw	Prince Albert	Elsewhere in SK	Outside Sask
50%	13%	0%	0%	38%	0%

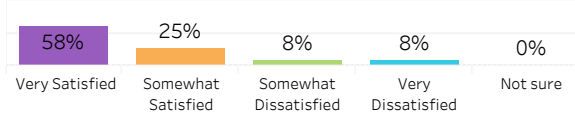
### Average Annual Salary

Overall (\$)	37,128
Full-time Training Related (\$)	43,680

### Salary by Location

	Overall (\$)	Full-time Training Related (\$)
Saskatoon	32,760	43,680
Regina	43,680	43,680
Elsewhere in SK	43,680	43,680

### Overall Satisfaction with Program



### Satisfaction with Sask Polytech

Satisfied with the decision to attend Saskpolytech	Recommend program to others	Recommend Saskpolytech to others
91%	82%	91%


### Satisfaction with Campus Facilities & Services

■ Satisfied ■ Dissatisfied ■ Not sure

#### Campus facilities



#### Campus activities




#### Instruction delivered



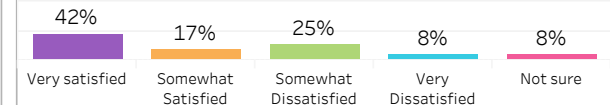
#### Student support services



#### Educational experience

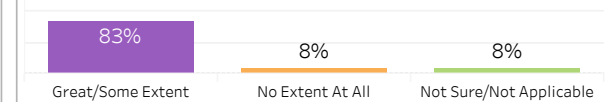


### Relevance of Program to Field of Employment

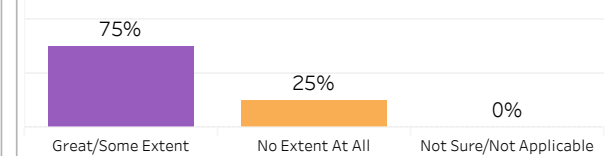


### Program Benefits

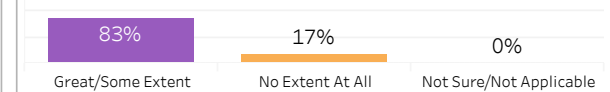
#### Skills and knowledge relevant in the workplace



#### Improved earning potential



#### Improved employment opportunities



### Location of Current Residence

Saskatoon	Regina	Elsewhere in SK
58%	8%	33%

Institutional Research and Analysis (IR&A)



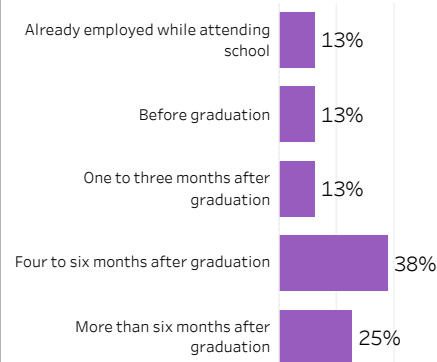


## 2018-19 Graduate Follow-up Survey Summary of Results (2/2)

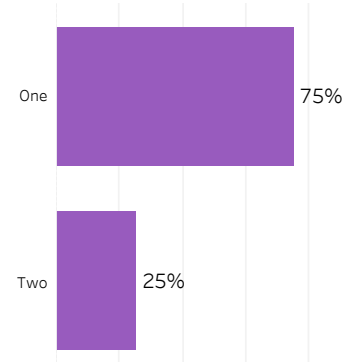
Campus: **Saskatoon**; School: **Human Services & Community Safety**; Program: **Court Services Administrator**;  
Credential: **APCERT**; Program Type: **Con Ed - Sask Polytech Delivered**

Number of  
Respondents: 12

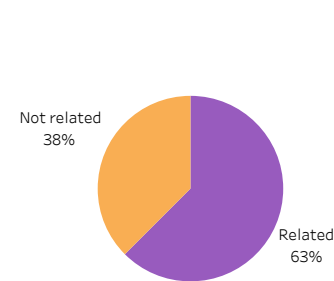
### Time Taken to Find a Job



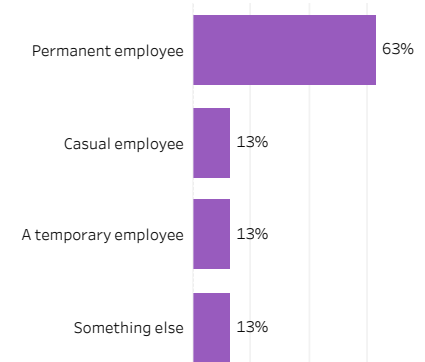
### Number of Current Jobs



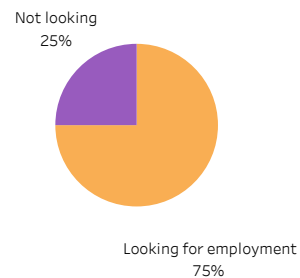
### Relevance of Job to Training



### Employment Status

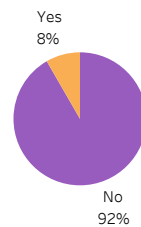


### Looking for Employment (If Not Currently Employed)



### Further Post-secondary Education

#### Currently taking further post-secondary education



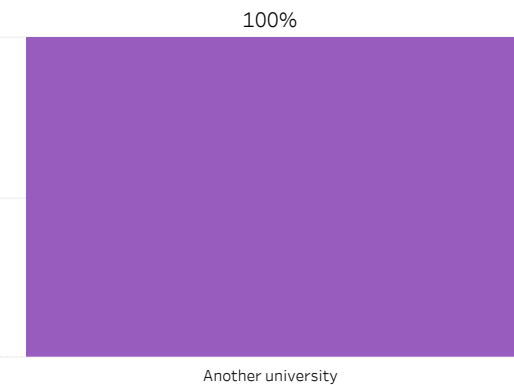
#### Enrolment status



#### Relevance of current program



#### Post-secondary institution currently enrolled in





## 2018-19 Graduate Follow-up Survey Summary of Results (1/2)

School: **Human Services & Community Safety**; Program: **Disability Support Worker**; Campus: **Saskatoon**;  
Credential: **CERT**; Program Type: **Base**

Number of Respondents:  
14

Class of Graduates: 2018-19    Base/Con Ed/Brokered: Base    School: Human Services & Com..  
Program: Disability Support Work..    Administering Campus: Saskatoon    Credential: CERT    Indigenous: All

### Overall Employment

Available Workforce	# of Grads Employed	Employment Rate	# of Full-time Employed Grads	Full-time Employment Rate
13	13	100%	11	85%

### Training Related Employment

Available Workforce	# of Grads Employed	Employment Rate	# of Full-time Employed Grads	Full-time Employment Rate
13	13	100%	11	85%

### Location of Employment

Saskatoon	Regina	Moose Jaw	Prince Albert	Elsewhere in SK	Outside Sask
92%	0%	0%	0%	8%	0%

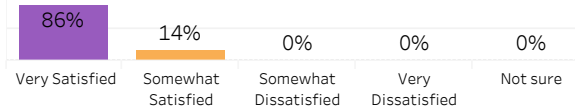
### Average Annual Salary

Overall (\$)	35,335
Full-time Training Related (\$)	36,066.0

### Salary by Location

	Overall (\$)	Full-time Training Related (\$)
Saskatoon	36,066	36,066
Elsewhere in SK	29,484	

### Overall Satisfaction with Program



### Satisfaction with Sask Polytech

Satisfied with the decision to attend Saskpolytech	Recommend program to others	Recommend Saskpolytech to others
100%	100%	100%

### Satisfaction with Campus Facilities & Services

■ Satisfied ■ Dissatisfied ■ Not sure

#### Campus facilities




#### Campus activities



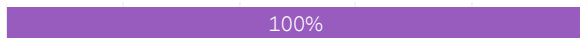
#### Instruction delivered



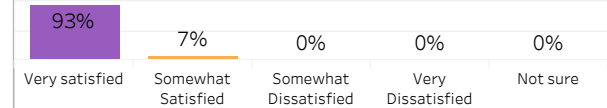
#### Student support services



#### Educational experience

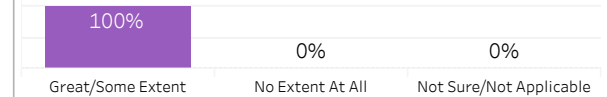


### Relevance of Program to Field of Employment

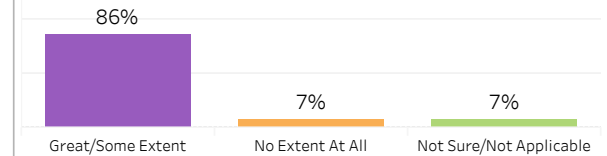


### Program Benefits

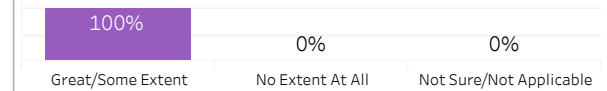
#### Skills and knowledge relevant in the workplace



#### Improved earning potential



#### Improved employment opportunities



### Location of Current Residence

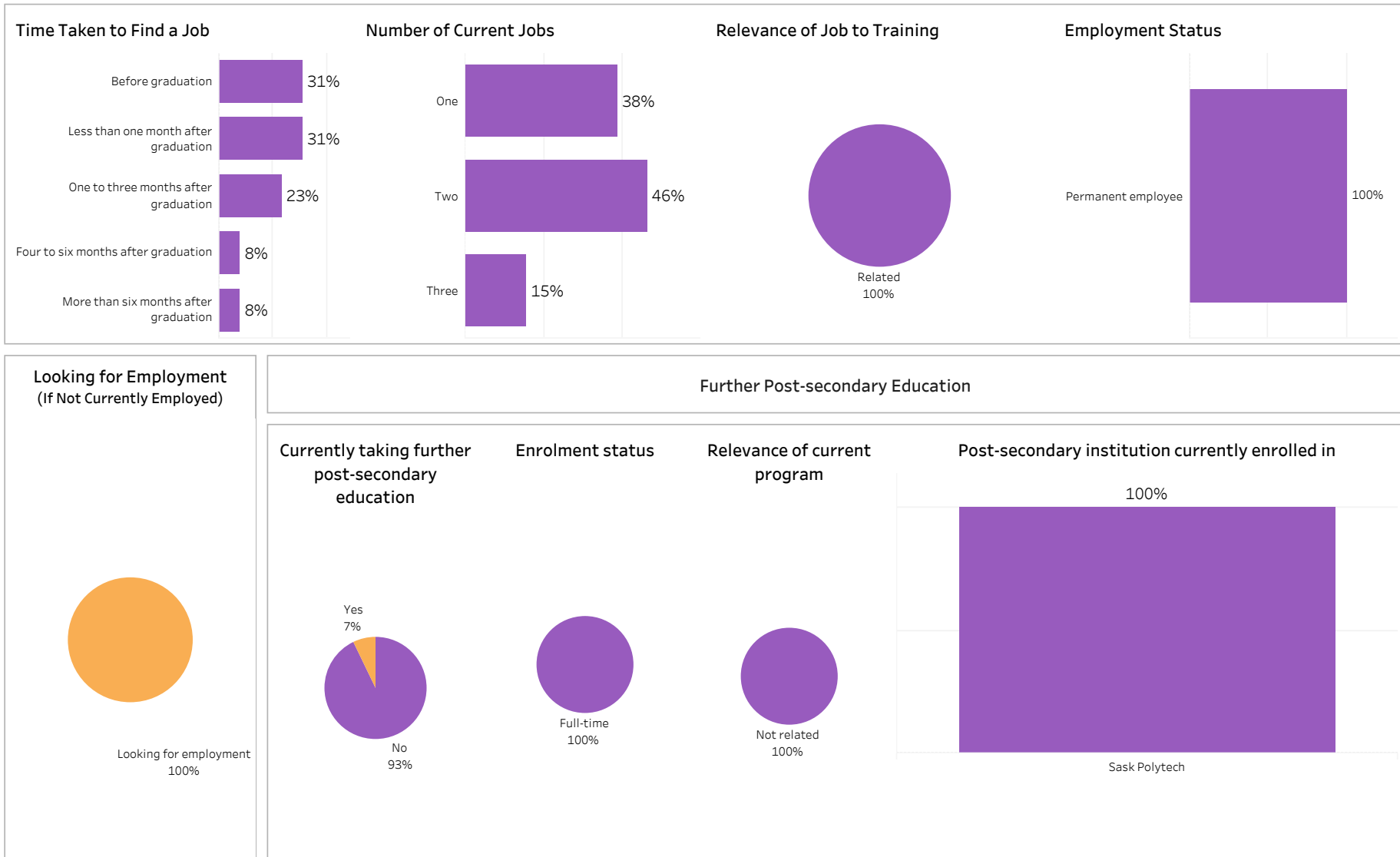
Saskatoon	Elsewhere in SK
93%	7%



## 2018-19 Graduate Follow-up Survey Summary of Results (2/2)

Campus: **Saskatoon**; School: **Human Services & Community Safety**; Program: **Disability Support Worker**;  
Credential: **CERT**; Program Type: **Base**

Number of  
Respondents: 14



Institutional Research and Analysis (IR&A)



## 2018-19 Graduate Follow-up Survey Summary of Results (1/2)

School: **Human Services & Community Safety**; Program: **Disability Support Worker**; Campus: **Saskatoon**;  
Credential: **CERT**; Program Type: **Con Ed - Sask Polytech Delivered**

Number of Respondents: 3

Class of Graduates: 2018-19  
Base/Con Ed/Brokered: Con Ed - Sask Polytech D..  
School: Human Services & Com..  
Program: Disability Support Work..  
Administering Campus: Saskatoon  
Credential: CERT  
Indigenous: All

### Overall Employment

Available Workforce	# of Grads Employed	Employment Rate	# of Full-time Employed Grads	Full-time Employment Rate
3	3	100%	2	67%

### Training Related Employment

Available Workforce	# of Grads Employed	Employment Rate	# of Full-time Employed Grads	Full-time Employment Rate
3	3	100%	2	67%

### Location of Employment

Saskatoon	Regina	Moose Jaw	Prince Albert	Elsewhere in SK	Outside Sask
100%	0%	0%	0%	0%	0%

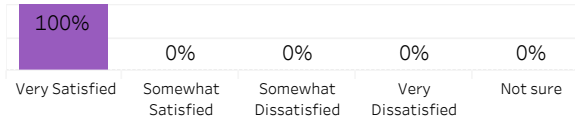
### Average Annual Salary

Overall (\$)	33,443
Full-time Training Related (\$)	28,485

### Salary by Location

	Overall (\$)	Full-time Training Related (\$)
Saskatoon	33,443	28,485

### Overall Satisfaction with Program



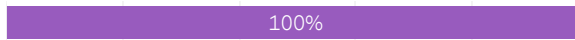
### Satisfaction with Sask Polytech

Satisfied with the decision to attend Saskpolytech	Recommend program to others	Recommend Saskpolytech to others
100%	100%	100%

### Satisfaction with Campus Facilities & Services

■ Satisfied
 ■ Dissatisfied
 ■ Not sure

#### Campus facilities



#### Campus activities



#### Instruction delivered



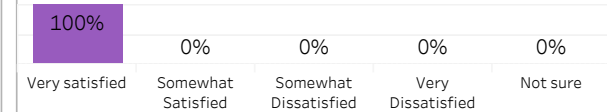
#### Student support services



#### Educational experience

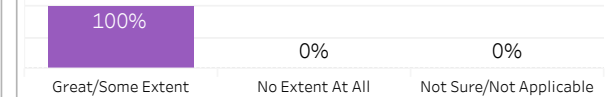


### Relevance of Program to Field of Employment

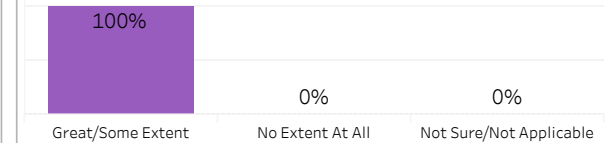


### Program Benefits

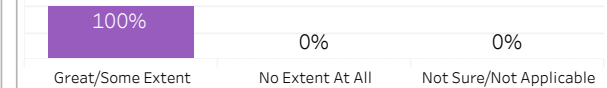
#### Skills and knowledge relevant in the workplace



#### Improved earning potential



#### Improved employment opportunities



### Location of Current Residence

Saskatoon
100%

Institutional Research and Analysis (IR&A)

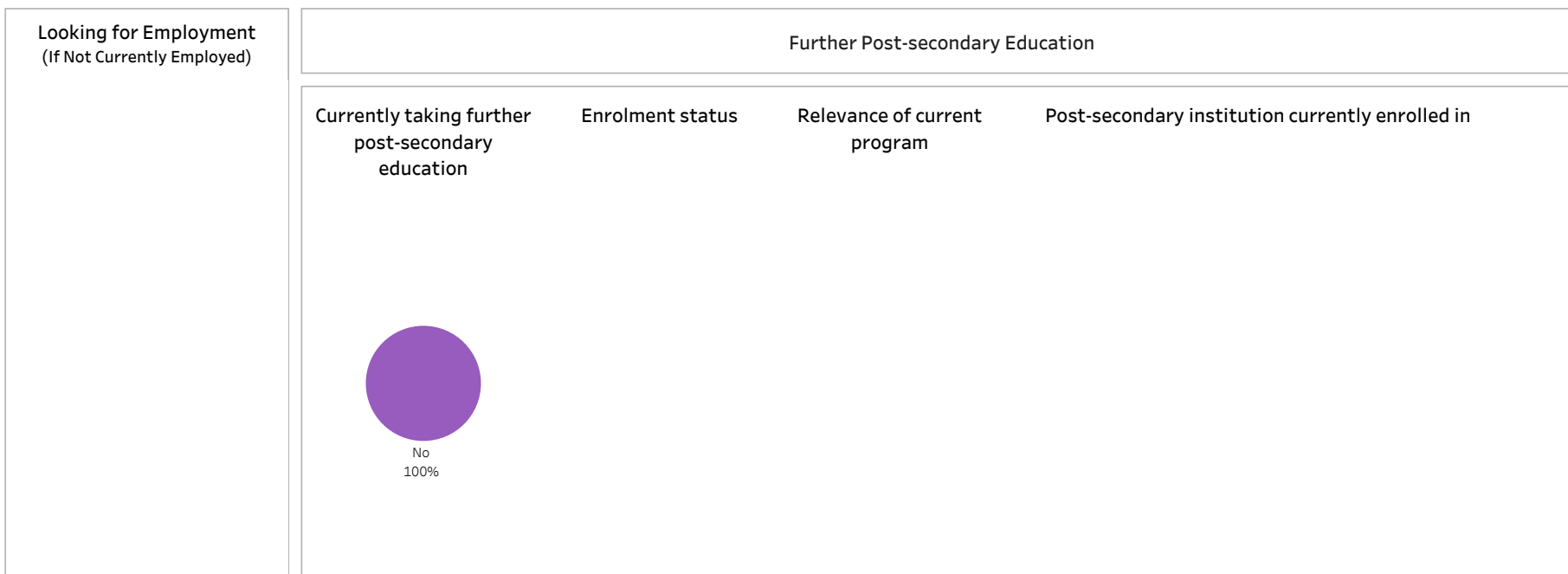
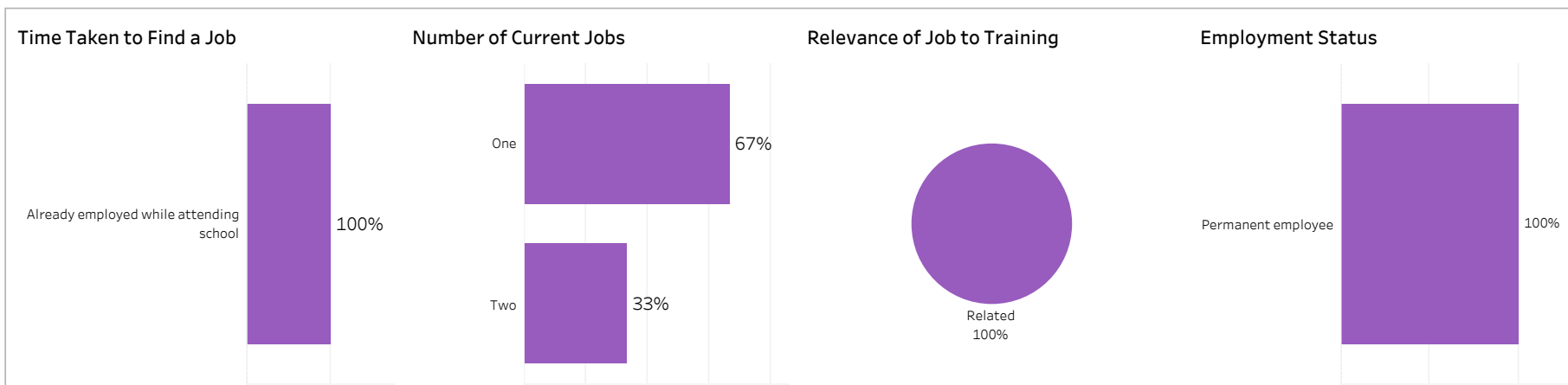


## 2018-19 Graduate Follow-up Survey

### Summary of Results (2/2)

Campus: **Saskatoon**; School: **Human Services & Community Safety**; Program: **Disability Support Worker**;  
Credential: **CERT**; Program Type: **Con Ed - Sask Polytech Delivered**

Number of  
Respondents: 3





# 2018-19 Graduate Follow-up Survey Summary of Results (1/2)

School: **Human Services & Community Safety**; Program: **Early Childhood Education**; Campus: **Prince Albert**; Credential: **CERT**; Program Type: **Base**

Number of Respondents:  
10

Class of Graduates: 2018-19    Base/Con Ed/Brokered: Base    School: Human Services & Com..    Program: Early Childhood Educati..    Administering Campus: Prince Albert    Credential: CERT    Indigenous: All

## Overall Employment

Available Workforce	# of Grads Employed	Employment Rate	# of Full-time Employed Grads	Full-time Employment Rate
8	6	75%	3	38%

## Training Related Employment

Available Workforce	# of Grads Employed	Employment Rate	# of Full-time Employed Grads	Full-time Employment Rate
8	6	75%	3	38%

## Location of Employment

Saskatoon	Regina	Moose Jaw	Prince Albert	Elsewhere in SK	Outside Sask
0%	0%	0%	83%	17%	0%

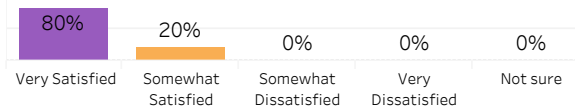
## Average Annual Salary

Overall (\$)	27,677
Full-time Training Related (\$)	34,476

## Salary by Location

	Overall (\$)	Full-time Training Related (\$)
Prince Albert	27,677	34,476
Elsewhere in SK		

## Overall Satisfaction with Program



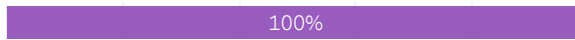
## Satisfaction with Sask Polytech

Satisfied with the decision to attend Saskpolytech	Recommend program to others	Recommend Saskpolytech to others
100%	100%	100%

## Satisfaction with Campus Facilities & Services

■ Satisfied ■ Dissatisfied ■ Not sure

### Campus facilities



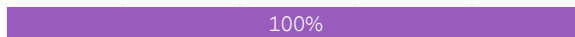
### Campus activities



### Instruction delivered



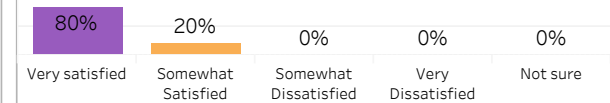
### Student support services



### Educational experience

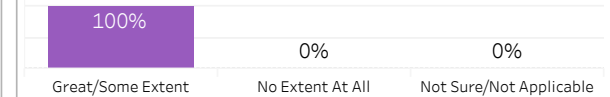


## Relevance of Program to Field of Employment

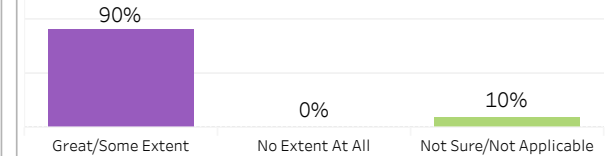


## Program Benefits

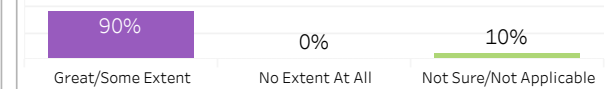
### Skills and knowledge relevant in the workplace



### Improved earning potential



### Improved employment opportunities



## Location of Current Residence

Prince Albert	Elsewhere in SK
70%	30%

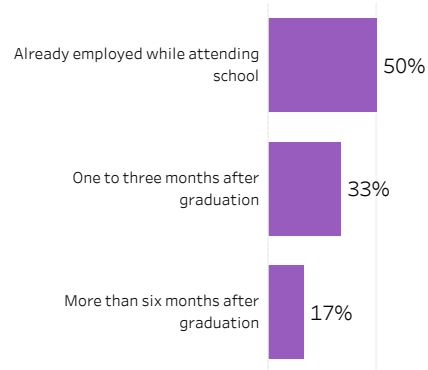


## 2018-19 Graduate Follow-up Survey Summary of Results (2/2)

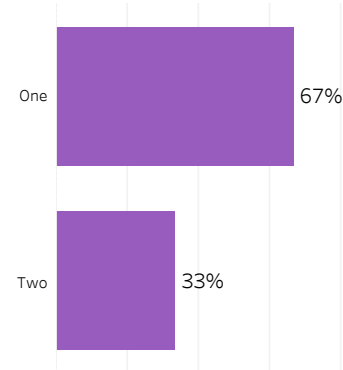
Campus: **Prince Albert**; School: **Human Services & Community Safety**; Program: **Early Childhood Education**;  
Credential: **CERT**; Program Type: **Base**

Number of  
Respondents: 10

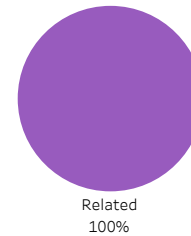
### Time Taken to Find a Job



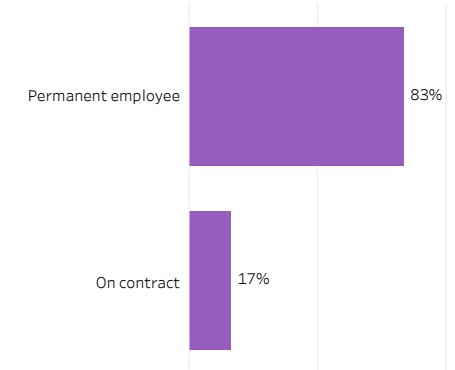
### Number of Current Jobs



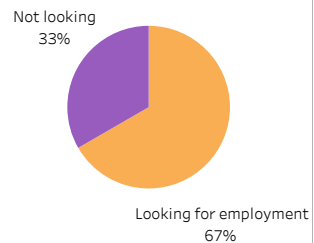
### Relevance of Job to Training



### Employment Status

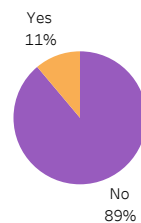


### Looking for Employment (If Not Currently Employed)



### Further Post-secondary Education


#### Currently taking further post-secondary education



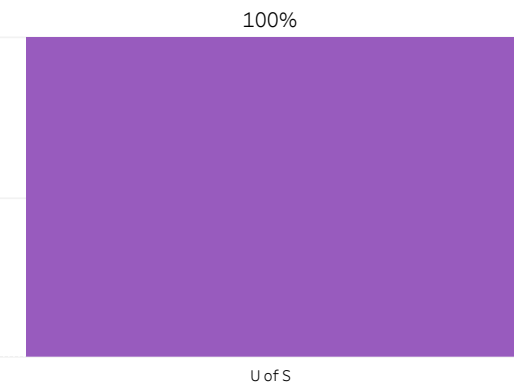
#### Enrolment status



#### Relevance of current program



#### Post-secondary institution currently enrolled in





## 2018-19 Graduate Follow-up Survey Summary of Results (1/2)

School: **Human Services & Community Safety**; Program: **Early Childhood Education**; Campus: **Prince Albert**; Credential: **CERT**; Program Type: **Con Ed - Sask Polytech Delivered**

Number of Respondents: 1

Class of Graduates  
2018-19

Base/Con Ed/Brokered  
Con Ed - Sask Polytech D..

School  
Human Services & Com..

Program  
Early Childhood Educati..

Administering Campus  
Prince Albert

Credential  
CERT

Indigenous  
All

### Overall Employment

Available Workforce	# of Grads Employed	Employment Rate	# of Full-time Employed Grads	Full-time Employment Rate
1	1	100%	1	100%

### Training Related Employment

Available Workforce	# of Grads Employed	Employment Rate	# of Full-time Employed Grads	Full-time Employment Rate
1	1	100%	1	100%

### Location of Employment

Saskatoon	Regina	Moose Jaw	Prince Albert	Elsewhere in SK	Outside Sask
0%	0%	0%	0%	100%	0%

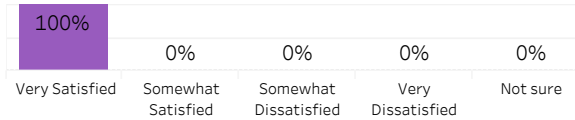
### Average Annual Salary

Overall (\$)	37,960
Full-time Training Related (\$)	37,960

### Salary by Location

	Overall (\$)	Full-time Training Related (\$)
Elsewhere in SK	37,960	37,960

### Overall Satisfaction with Program



### Satisfaction with Sask Polytech

Satisfied with the decision to attend Saskpolytech	Recommend program to others	Recommend Saskpolytech to others
100%	100%	100%

### Satisfaction with Campus Facilities & Services

■ Satisfied ■ Dissatisfied ■ Not sure

#### Campus facilities



#### Campus activities



#### Instruction delivered



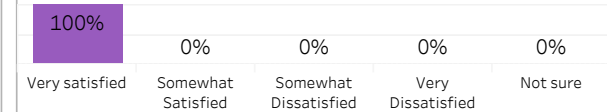
#### Student support services



#### Educational experience

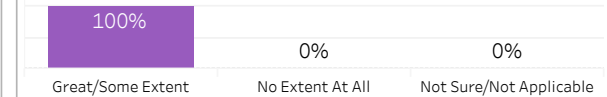


### Relevance of Program to Field of Employment

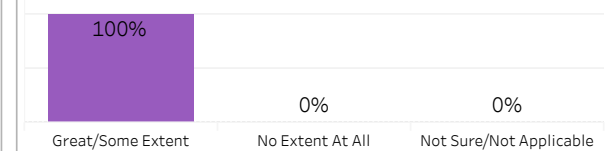


### Program Benefits

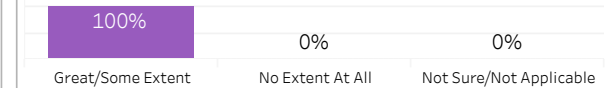
#### Skills and knowledge relevant in the workplace



#### Improved earning potential



#### Improved employment opportunities



### Location of Current Residence



Institutional Research and Analysis (IR&A)





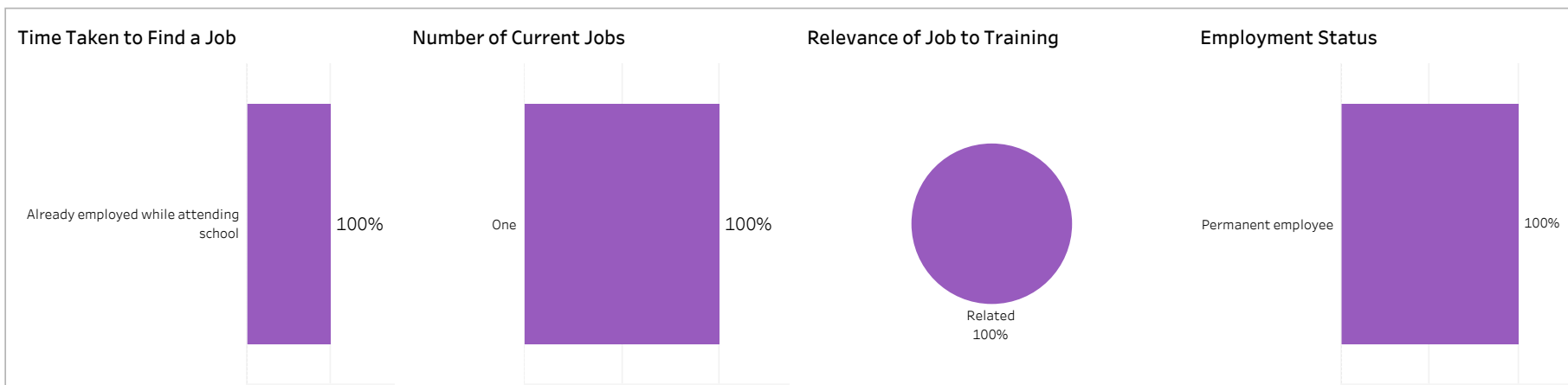
## 2018-19 Graduate Follow-up Survey

### Summary of Results (2/2)

Campus: **Prince Albert**; School: **Human Services & Community Safety**; Program: **Early Childhood Education**;

Credential: **CERT**; Program Type: **Con Ed - Sask Polytech Delivered**

Number of  
Respondents: 1



Looking for Employment  
(If Not Currently Employed)

#### Further Post-secondary Education

Currently taking further  
post-secondary  
education

Enrolment status

Relevance of current  
program

Post-secondary institution currently enrolled  
in



# 2018-19 Graduate Follow-up Survey Summary of Results (1/2)

School: **Human Services & Community Safety**; Program: **Early Childhood Education**; Campus: **Prince Albert**; Credential: **CERT**; Program Type: **Con Ed - Brokered**

Number of Respondents: 2

Class of Graduates: 2018-19  
Base/Con Ed/Brokered: Con Ed - Brokered  
School: Human Services & Com..  
Program: Early Childhood Educati..  
Administering Campus: Prince Albert  
Credential: CERT  
Indigenous: All

## Overall Employment

Available Workforce	# of Grads Employed	Employment Rate	# of Full-time Employed Grads	Full-time Employment Rate
2	2	100%	2	100%

## Training Related Employment

Available Workforce	# of Grads Employed	Employment Rate	# of Full-time Employed Grads	Full-time Employment Rate
2	2	100%	2	100%

## Location of Employment

Saskatoon	Regina	Moose Jaw	Prince Albert	Elsewhere in SK	Outside Sask
0%	0%	0%	0%	100%	0%

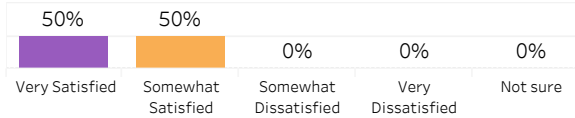
## Average Annual Salary

Overall (\$)	29,328
Full-time Training Related (\$)	29,328

## Salary by Location

	Overall (\$)	Full-time Training Related (\$)
Elsewhere in SK	29,328	29,328

## Overall Satisfaction with Program



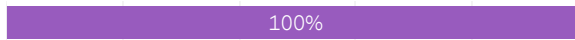
## Satisfaction with Sask Polytech

Satisfied with the decision to attend Saskpolytech	Recommend program to others	Recommend Saskpolytech to others
100%	100%	100%

## Satisfaction with Campus Facilities & Services

Legend: Satisfied (Purple), Dissatisfied (Orange), Not sure (Pink)

### Campus facilities



### Campus activities



### Instruction delivered



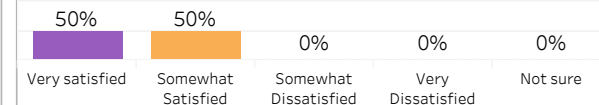
### Student support services



### Educational experience

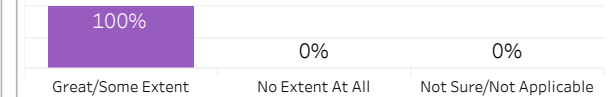


## Relevance of Program to Field of Employment

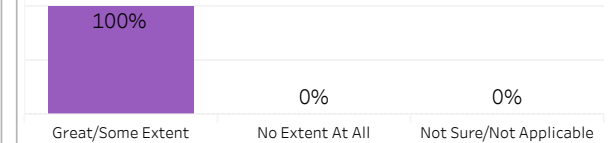


## Program Benefits

### Skills and knowledge relevant in the workplace



### Improved earning potential



### Improved employment opportunities



## Location of Current Residence



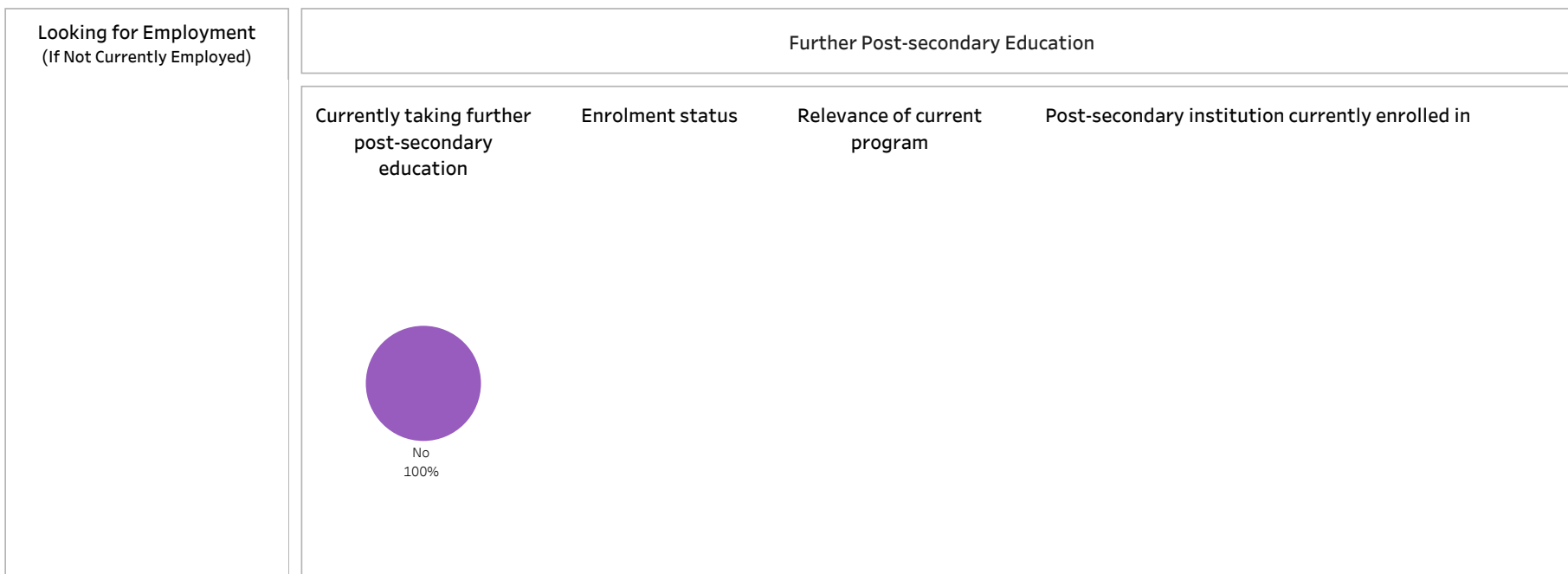
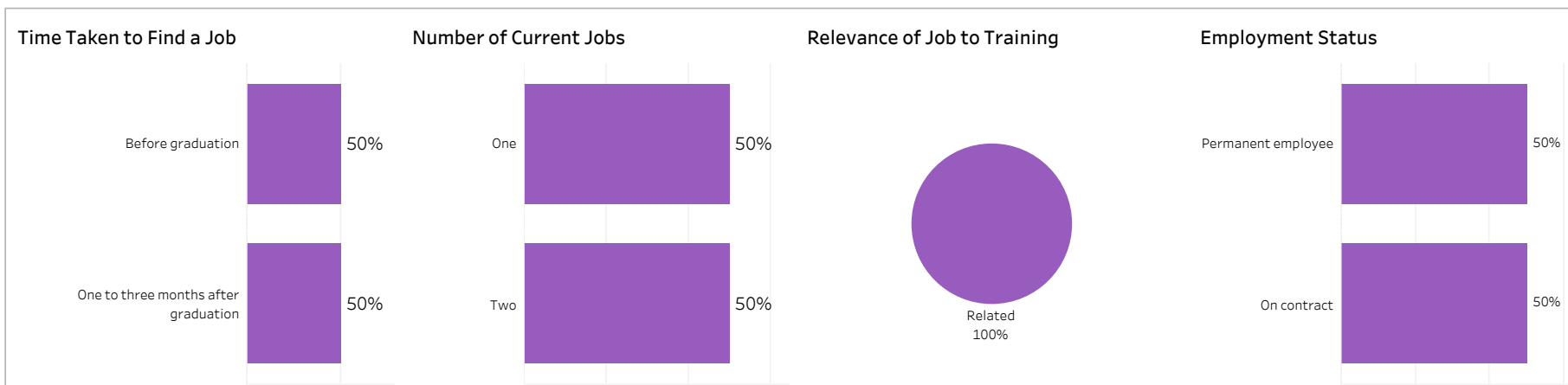
Institutional Research and Analysis (IR&A)



## 2018-19 Graduate Follow-up Survey Summary of Results (2/2)

Campus: **Prince Albert**; School: **Human Services & Community Safety**; Program: **Early Childhood Education**;  
Credential: **CERT**; Program Type: **Con Ed - Brokered**

Number of  
Respondents: 2





## 2018-19 Graduate Follow-up Survey Summary of Results (1/2)

School: **Human Services & Community Safety**; Program: **Early Childhood Education**; Campus: **Regina**;  
Credential: **CERT**; Program Type: **Base**

Number of Respondents:  
16

Class of Graduates  
2018-19

Base/Con Ed/Brokered  
Base

School  
Human Services & Com..

Program  
Early Childhood Educati..

Administering Campus  
Regina

Credential  
CERT

Indigenous  
All

### Overall Employment

Available Workforce	# of Grads Employed	Employment Rate	# of Full-time Employed Grads	Full-time Employment Rate
13	12	92%	8	62%

### Training Related Employment

Available Workforce	# of Grads Employed	Employment Rate	# of Full-time Employed Grads	Full-time Employment Rate
13	10	77%	6	46%

### Location of Employment

Saskatoon	Regina	Moose Jaw	Prince Albert	Elsewhere in SK	Outside Sask
0%	67%	0%	0%	33%	0%

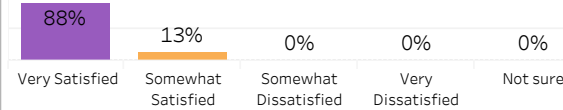
### Average Annual Salary

Overall (\$)	28,504
Full-time Training Related (\$)	33,914

### Salary by Location

	Overall (\$)	Full-time Training Related (\$)
Regina	24,766	33,914
Elsewhere in SK	34,112	

### Overall Satisfaction with Program



### Satisfaction with Sask Polytech

Satisfied with the decision to attend Saskpolytech	Recommend program to others	Recommend Saskpolytech to others
100%	100%	94%

### Satisfaction with Campus Facilities & Services

■ Satisfied ■ Dissatisfied ■ Not sure

#### Campus facilities



#### Campus activities



#### Instruction delivered



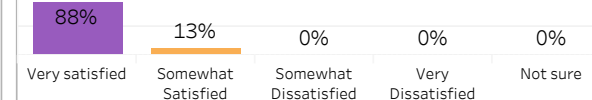
#### Student support services



#### Educational experience

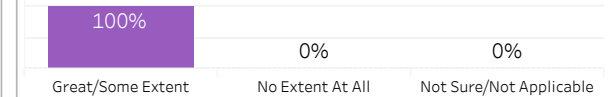


### Relevance of Program to Field of Employment

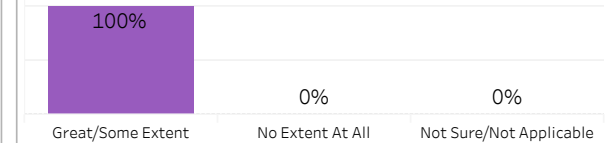


### Program Benefits

#### Skills and knowledge relevant in the workplace



#### Improved earning potential



#### Improved employment opportunities



### Location of Current Residence

Regina	Elsewhere in SK
75%	25%

Institutional Research and Analysis (IR&A)



## 2018-19 Graduate Follow-up Survey Summary of Results (2/2)

Campus: **Regina**; School: **Human Services & Community Safety**; Program: **Early Childhood Education**;  
Credential: **CERT**; Program Type: **Base**

Number of  
Respondents: 16



Institutional Research and Analysis (IR&A)



# 2018-19 Graduate Follow-up Survey Summary of Results (1/2)

School: **Human Services & Community Safety**; Program: **Early Childhood Education**; Campus: **Regina**;  
Credential: **CERT**; Program Type: **Con Ed - Sask Polytech Delivered**

Number of Respondents: 6

Class of Graduates: 2018-19  
Base/Con Ed/Brokered: Con Ed - Sask Polytech D..  
School: Human Services & Com..  
Program: Early Childhood Educati..  
Administering Campus: Regina  
Credential: CERT  
Indigenous: All

## Overall Employment

Available Workforce	# of Grads Employed	Employment Rate	# of Full-time Employed Grads	Full-time Employment Rate
6	6	100%	6	100%

## Training Related Employment

Available Workforce	# of Grads Employed	Employment Rate	# of Full-time Employed Grads	Full-time Employment Rate
6	6	100%	6	100%

## Location of Employment

Saskatoon	Regina	Moose Jaw	Prince Albert	Elsewhere in SK	Outside Sask
0%	83%	0%	0%	17%	0%

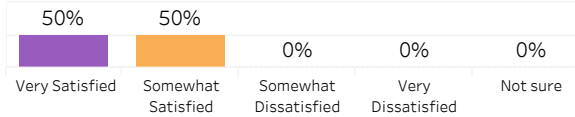
## Average Annual Salary

Overall (\$)	34,900
Full-time Training Related (\$)	34,900

## Salary by Location

	Overall (\$)	Full-time Training Related (\$)
Regina	34,933.3	34,933.3
Elsewhere in SK	34,800.0	34,800.0

## Overall Satisfaction with Program



## Satisfaction with Sask Polytech

Satisfied with the decision to attend Saskpolytech	Recommend program to others	Recommend Saskpolytech to others
100%	100%	100%

## Satisfaction with Campus Facilities & Services

Legend: Satisfied (Purple), Dissatisfied (Orange), Not sure (Pink)

### Campus facilities



### Campus activities



### Instruction delivered



### Student support services



### Educational experience

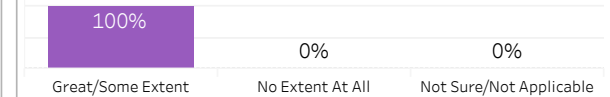


## Relevance of Program to Field of Employment

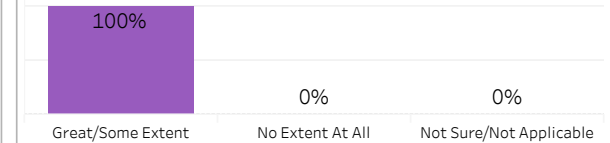


## Program Benefits

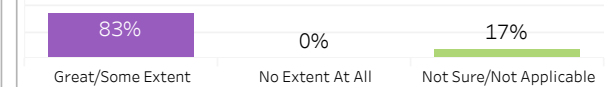
### Skills and knowledge relevant in the workplace



### Improved earning potential



### Improved employment opportunities



## Location of Current Residence

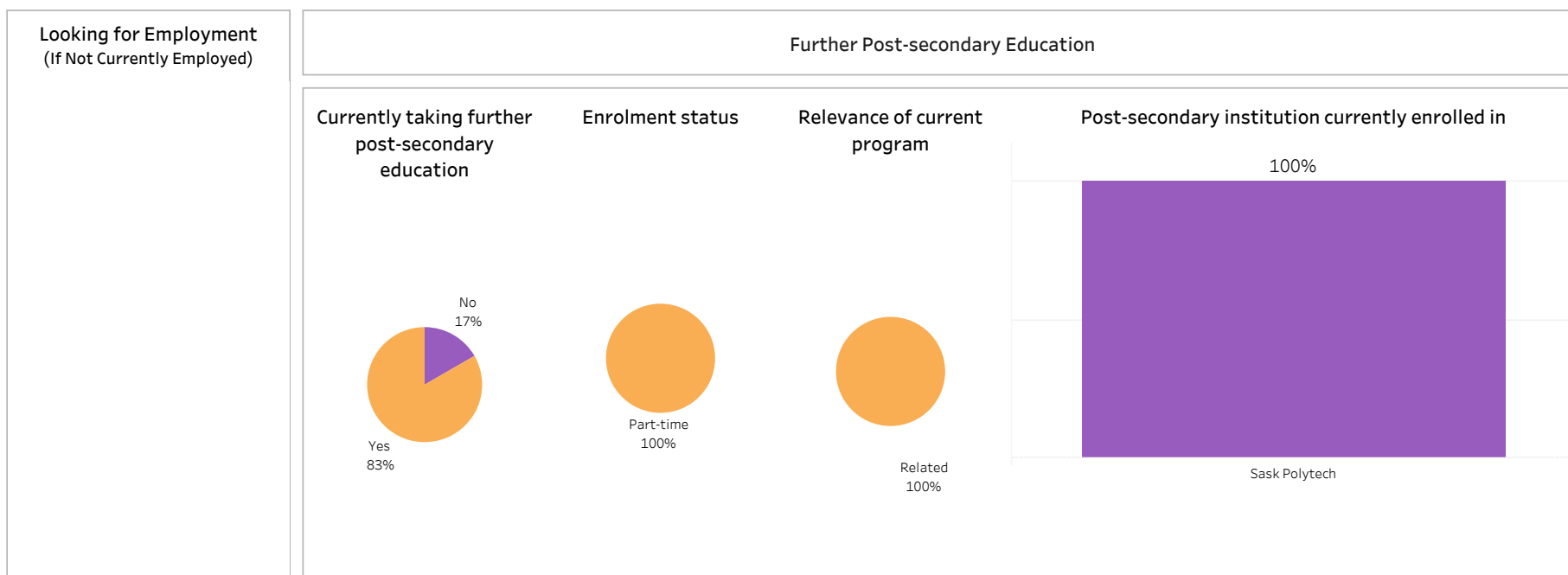
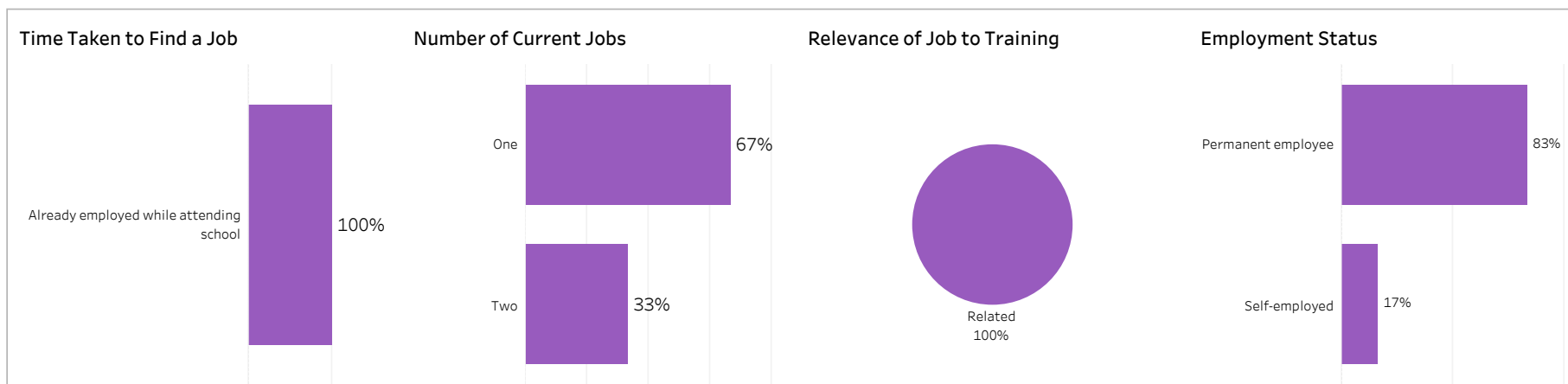
Regina	Elsewhere in SK
67%	33%



## 2018-19 Graduate Follow-up Survey Summary of Results (2/2)

Campus: **Regina**; School: **Human Services & Community Safety**; Program: **Early Childhood Education**;  
Credential: **CERT**; Program Type: **Con Ed - Sask Polytech Delivered**

Number of  
Respondents: 6





## 2018-19 Graduate Follow-up Survey Summary of Results (1/2)

School: **Human Services & Community Safety**; Program: **Early Childhood Education**; Campus: **Saskatoon**;  
Credential: **CERT**; Program Type: **Base**

Number of Respondents:  
17

Class of Graduates  
2018-19

Base/Con Ed/Brokered  
Base

School  
Human Services & Com..

Program  
Early Childhood Educati..

Administering Campus  
Saskatoon

Credential  
CERT

Indigenous  
All

### Overall Employment

Available Workforce	# of Grads Employed	Employment Rate	# of Full-time Employed Grads	Full-time Employment Rate
12	10	83%	6	50%

### Training Related Employment

Available Workforce	# of Grads Employed	Employment Rate	# of Full-time Employed Grads	Full-time Employment Rate
12	9	75%	6	50%

### Location of Employment

Saskatoon	Regina	Moose Jaw	Prince Albert	Elsewhere in SK	Outside Sask
100%	0%	0%	0%	0%	0%

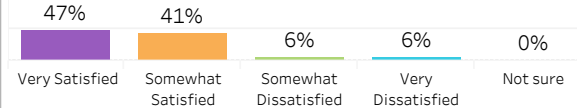
### Average Annual Salary

Overall (\$)	23,266
Full-time Training Related (\$)	30,986

### Salary by Location

	Overall (\$)	Full-time Training Related (\$)
Saskatoon	23,266	30,986

### Overall Satisfaction with Program



### Satisfaction with Sask Polytech

Satisfied with the decision to attend Saskpolytech	Recommend program to others	Recommend Saskpolytech to others
88%	88%	94%

### Satisfaction with Campus Facilities & Services

■ Satisfied ■ Dissatisfied ■ Not sure

#### Campus facilities



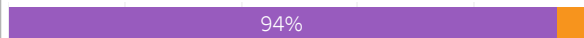
#### Campus activities



#### Instruction delivered



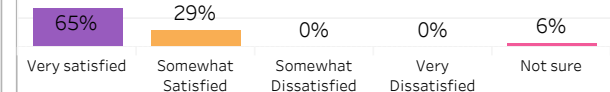
#### Student support services



#### Educational experience

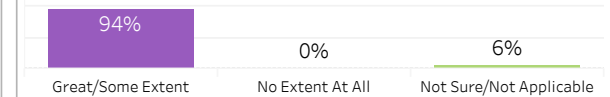


### Relevance of Program to Field of Employment

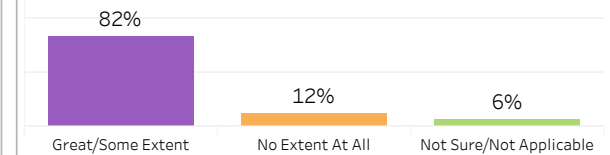


### Program Benefits

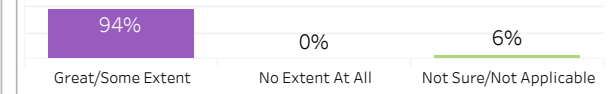
#### Skills and knowledge relevant in the workplace



#### Improved earning potential



#### Improved employment opportunities



### Location of Current Residence

Saskatoon
100%

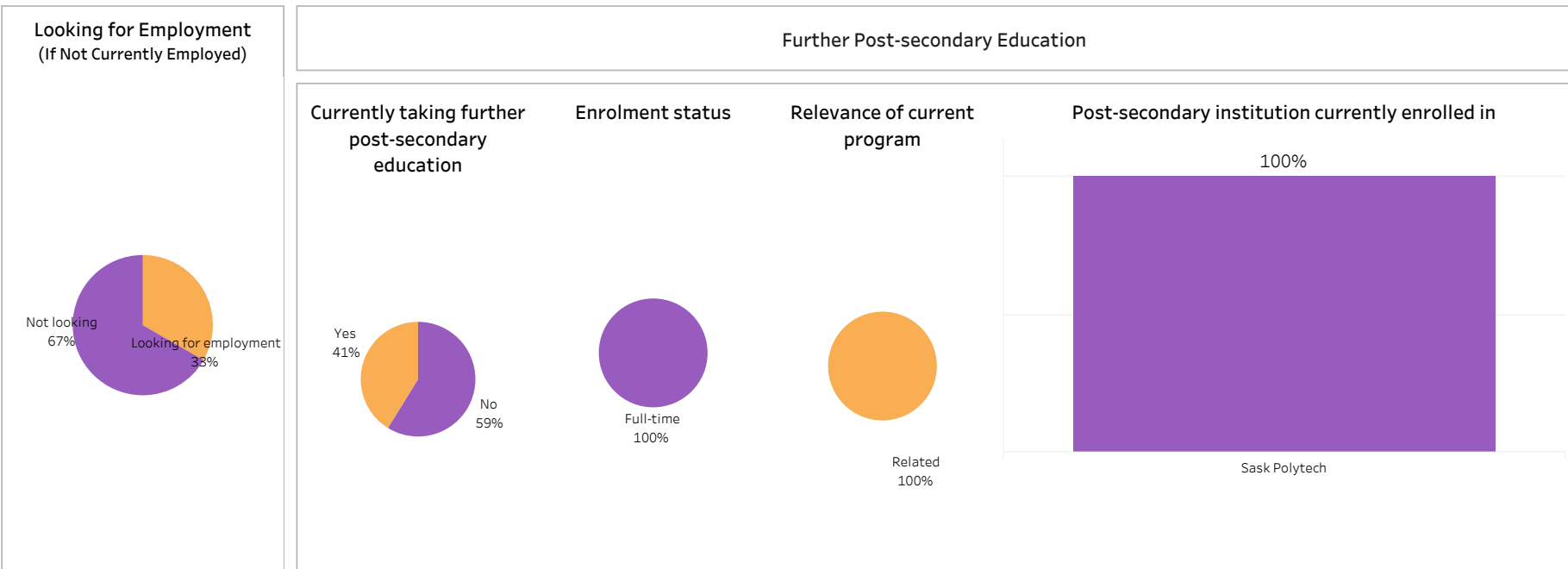
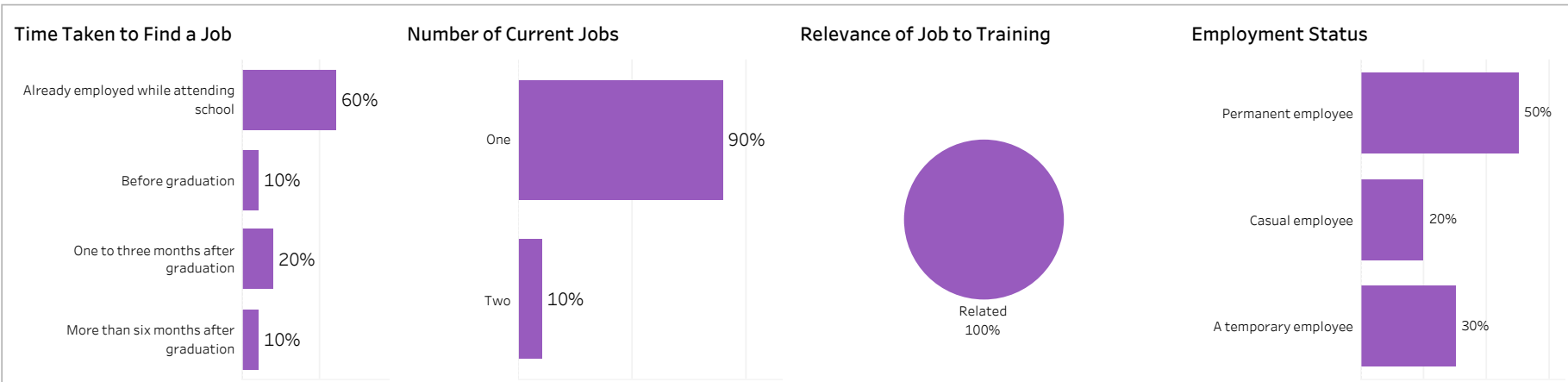




## 2018-19 Graduate Follow-up Survey Summary of Results (2/2)

Campus: **Saskatoon**; School: **Human Services & Community Safety**; Program: **Early Childhood Education**;  
Credential: **CERT**; Program Type: **Base**

Number of  
Respondents: 17





## 2018-19 Graduate Follow-up Survey Summary of Results (1/2)

School: **Human Services & Community Safety**; Program: **Early Childhood Education**; Campus: **Saskatoon**;  
Credential: **CERT**; Program Type: **Con Ed - Sask Polytech Delivered**

Number of Respondents:  
27

Class of Graduates: 2018-19  
Base/Con Ed/Brokered: Con Ed - Sask Polytech D..  
School: Human Services & Com..  
Program: Early Childhood Educati..  
Administering Campus: Saskatoon  
Credential: CERT  
Indigenous: All

### Overall Employment

Available Workforce	# of Grads Employed	Employment Rate	# of Full-time Employed Grads	Full-time Employment Rate
22	22	100%	19	86%

### Training Related Employment

Available Workforce	# of Grads Employed	Employment Rate	# of Full-time Employed Grads	Full-time Employment Rate
22	21	95%	18	82%

### Location of Employment

Saskatoon	Regina	Moose Jaw	Prince Albert	Elsewhere in SK	Outside Sask
73%	0%	5%	0%	18%	5%

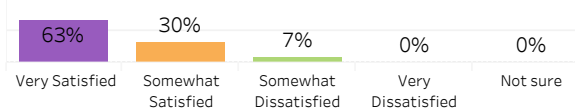
### Average Annual Salary

Overall (\$)	36,522
Full-time Training Related (\$)	37,422.0

### Salary by Location

	Overall (\$)	Full-time Training Related (\$)
Saskatoon	36,325	37,487
Moose Jaw	32,115	32,115
Elsewhere in SK	38,910	38,910
Elsewhere in Canada		

### Overall Satisfaction with Program



### Satisfaction with Sask Polytech

Satisfied with the decision to attend Saskpolytech	Recommend program to others	Recommend Saskpolytech to others
96%	96%	96%

### Satisfaction with Campus Facilities & Services

Legend: Satisfied (Purple), Dissatisfied (Orange), Not sure (Pink)

#### Campus facilities



#### Campus activities



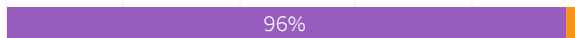
#### Instruction delivered



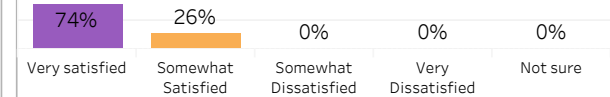
#### Student support services



#### Educational experience

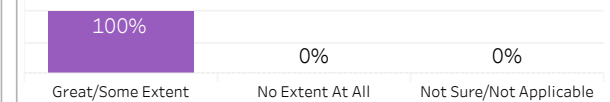


### Relevance of Program to Field of Employment

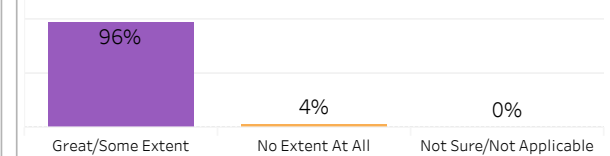


### Program Benefits

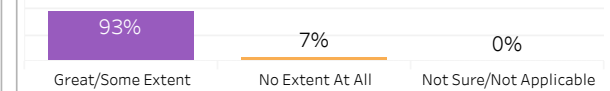
#### Skills and knowledge relevant in the workplace



#### Improved earning potential



#### Improved employment opportunities



### Location of Current Residence

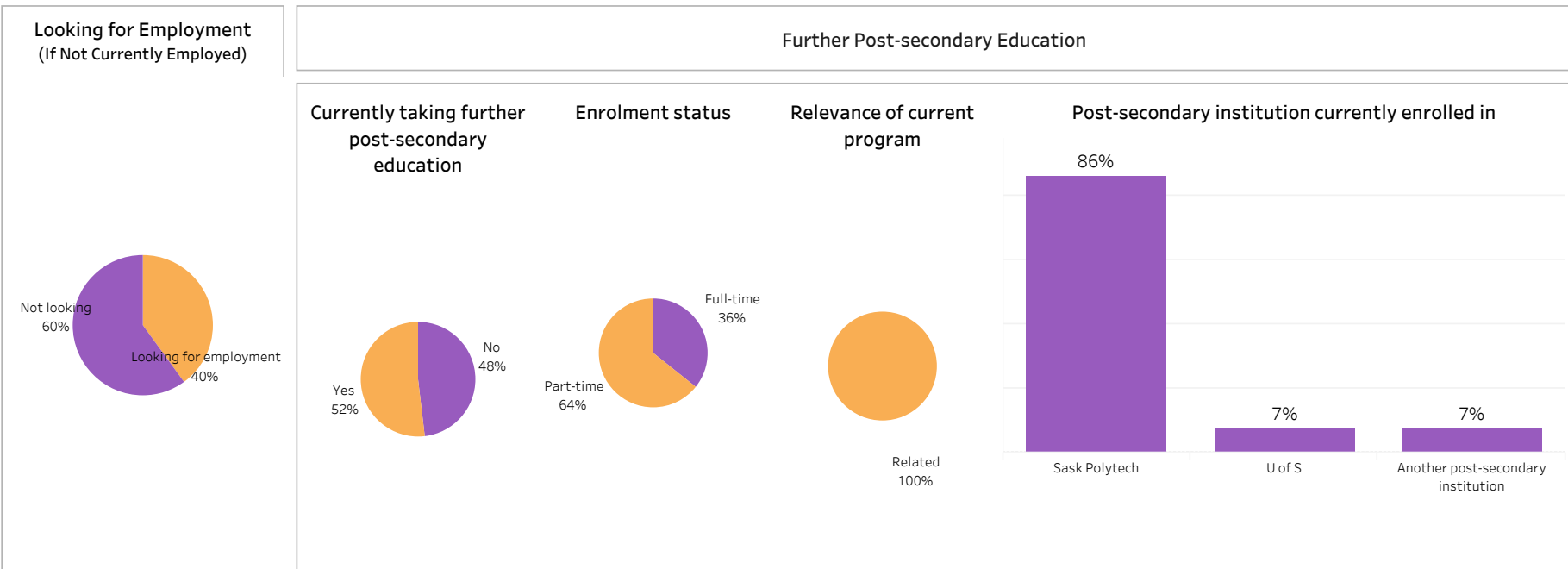
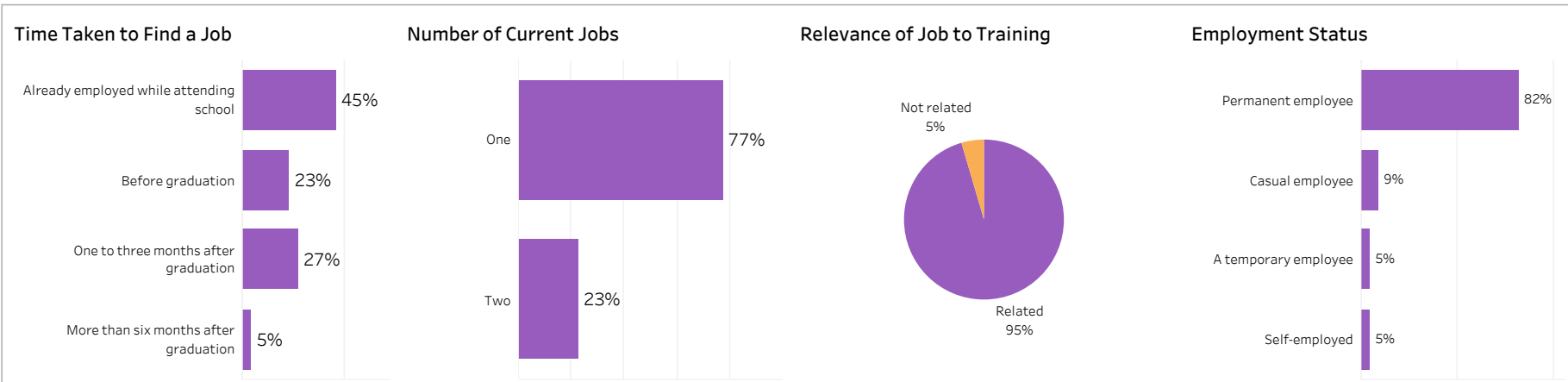
Saskatoon	Moose Jaw	Elsewhere in SK
78%	4%	19%



## 2018-19 Graduate Follow-up Survey Summary of Results (2/2)

Campus: **Saskatoon**; School: **Human Services & Community Safety**; Program: **Early Childhood Education**;  
Credential: **CERT**; Program Type: **Con Ed - Sask Polytech Delivered**

Number of  
Respondents: 27





# 2018-19 Graduate Follow-up Survey Summary of Results (1/2)

School: **Human Services & Community Safety**; Program: **Early Childhood Education**; Campus: **Saskatoon**;  
Credential: **CERT**; Program Type: **Con Ed - Brokered**

Number of Respondents: 6

Class of Graduates: 2018-19    Base/Con Ed/Brokered: Con Ed - Brokered    School: Human Services & Com..  
Program: Early Childhood Educati..  
Administering Campus: Saskatoon    Credential: CERT    Indigenous: All

## Overall Employment

Available Workforce	# of Grads Employed	Employment Rate	# of Full-time Employed Grads	Full-time Employment Rate
6	6	100%	5	83%

## Training Related Employment

Available Workforce	# of Grads Employed	Employment Rate	# of Full-time Employed Grads	Full-time Employment Rate
6	5	83%	4	67%

## Location of Employment

Saskatoon	Regina	Moose Jaw	Prince Albert	Elsewhere in SK	Outside Sask
0%	17%	0%	0%	83%	0%

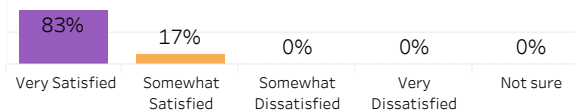
## Average Annual Salary

Overall (\$)	37,879
Full-time Training Related (\$)	37,879

## Salary by Location

	Overall (\$)	Full-time Training Related (\$)
Regina		
Elsewhere in SK	37,879	37,879

## Overall Satisfaction with Program



## Satisfaction with Sask Polytech

Satisfied with the decision to attend Saskpolytech	Recommend program to others	Recommend Saskpolytech to others
83%	67%	67%

## Satisfaction with Campus Facilities & Services

Legend: Satisfied (Purple), Dissatisfied (Orange), Not sure (Pink)

### Campus facilities



### Campus activities



### Instruction delivered



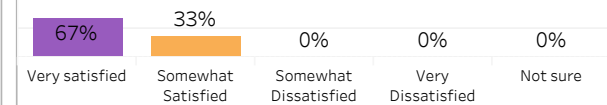
### Student support services



### Educational experience

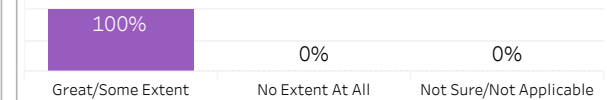


## Relevance of Program to Field of Employment

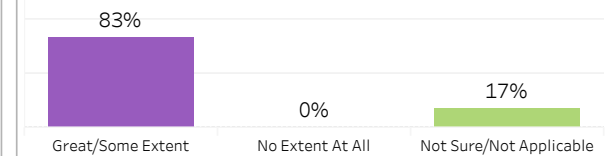


## Program Benefits

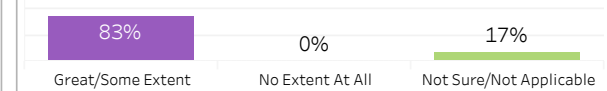
### Skills and knowledge relevant in the workplace



### Improved earning potential



### Improved employment opportunities



## Location of Current Residence

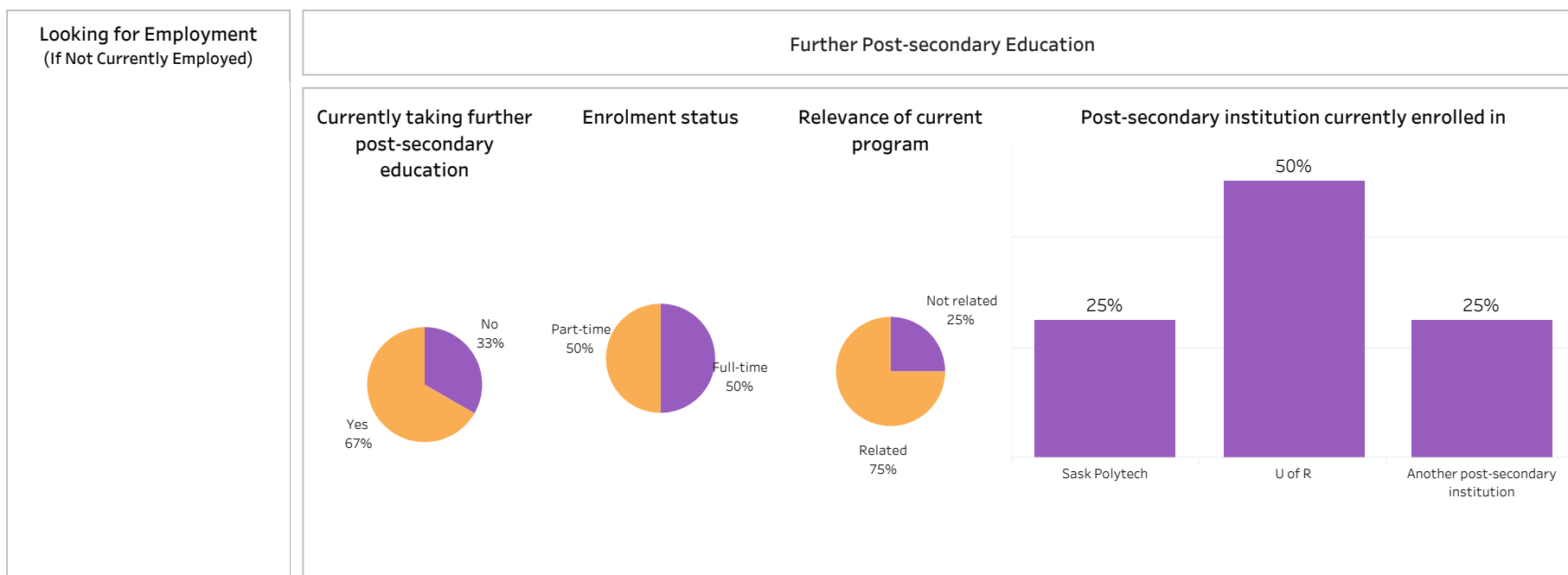
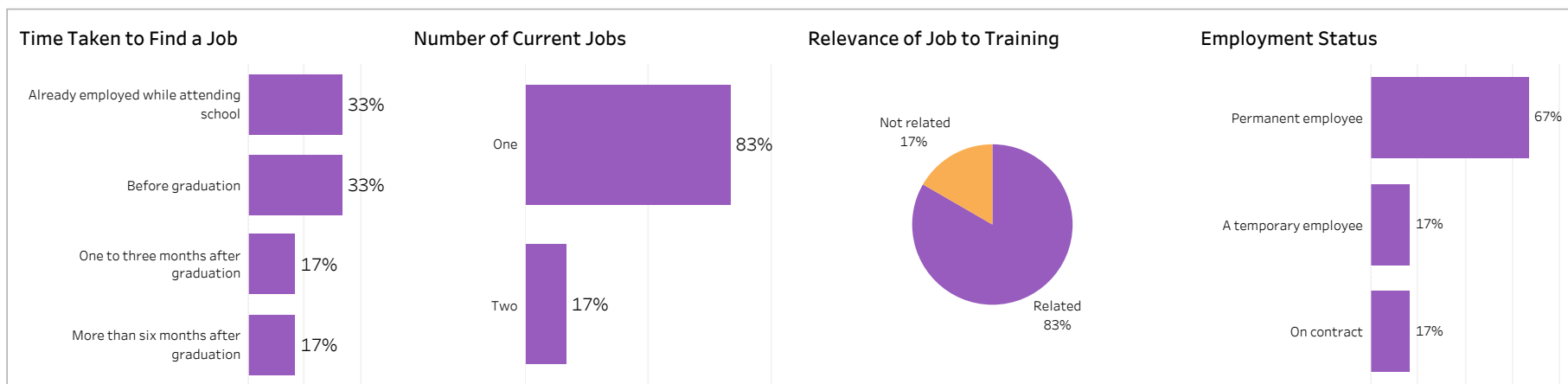
Regina	Elsewhere in SK	Outside Sask
17%	67%	17%



## 2018-19 Graduate Follow-up Survey Summary of Results (2/2)

Campus: **Saskatoon**; School: **Human Services & Community Safety**; Program: **Early Childhood Education**;  
Credential: **CERT**; Program Type: **Con Ed - Brokered**

Number of  
Respondents: 6



Institutional Research and Analysis (IR&A)



## 2018-19 Graduate Follow-up Survey Summary of Results (1/2)

School: **Human Services & Community Safety**; Program: **Early Childhood Education**; Campus: **Prince Albert**; Credential: **DIP**; Program Type: **Con Ed - Sask Polytech Delivered**

Number of Respondents: 1

Class of Graduates  
2018-19

Base/Con Ed/Brokered  
Con Ed - Sask Polytech D..

School  
Human Services & Com..

Program  
Early Childhood Educati..

Administering Campus  
Prince Albert

Credential  
DIP

Indigenous  
All

### Overall Employment

Available Workforce	# of Grads Employed	Employment Rate	# of Full-time Employed Grads	Full-time Employment Rate
1	1	100%	1	100%

### Training Related Employment

Available Workforce	# of Grads Employed	Employment Rate	# of Full-time Employed Grads	Full-time Employment Rate
1	1	100%	1	100%

### Location of Employment

Saskatoon	Regina	Moose Jaw	Prince Albert	Elsewhere in SK	Outside Sask
0%	0%	0%	100%	0%	0%

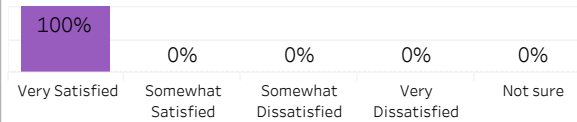
### Average Annual Salary

Overall (\$)	54,080
Full-time Training Related (\$)	54,080

### Salary by Location

	Overall (\$)	Full-time Training Related (\$)
Prince Albert	54,080	54,080

### Overall Satisfaction with Program



### Satisfaction with Sask Polytech

Satisfied with the decision to attend Saskpolytech	Recommend program to others	Recommend Saskpolytech to others
100%	100%	100%

### Satisfaction with Campus Facilities & Services

**Satisfied** **Dissatisfied** **Not sure**

#### Campus facilities



#### Campus activities



#### Instruction delivered



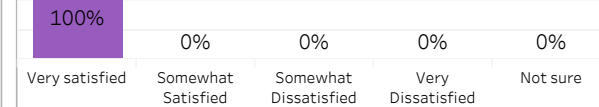
#### Student support services



#### Educational experience

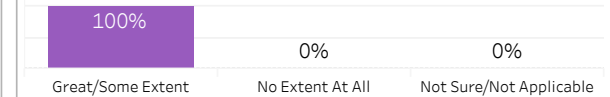


### Relevance of Program to Field of Employment

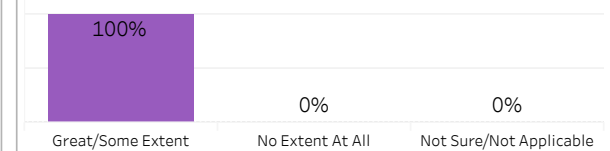


### Program Benefits

#### Skills and knowledge relevant in the workplace



#### Improved earning potential



#### Improved employment opportunities



### Location of Current Residence

Prince Albert
100%

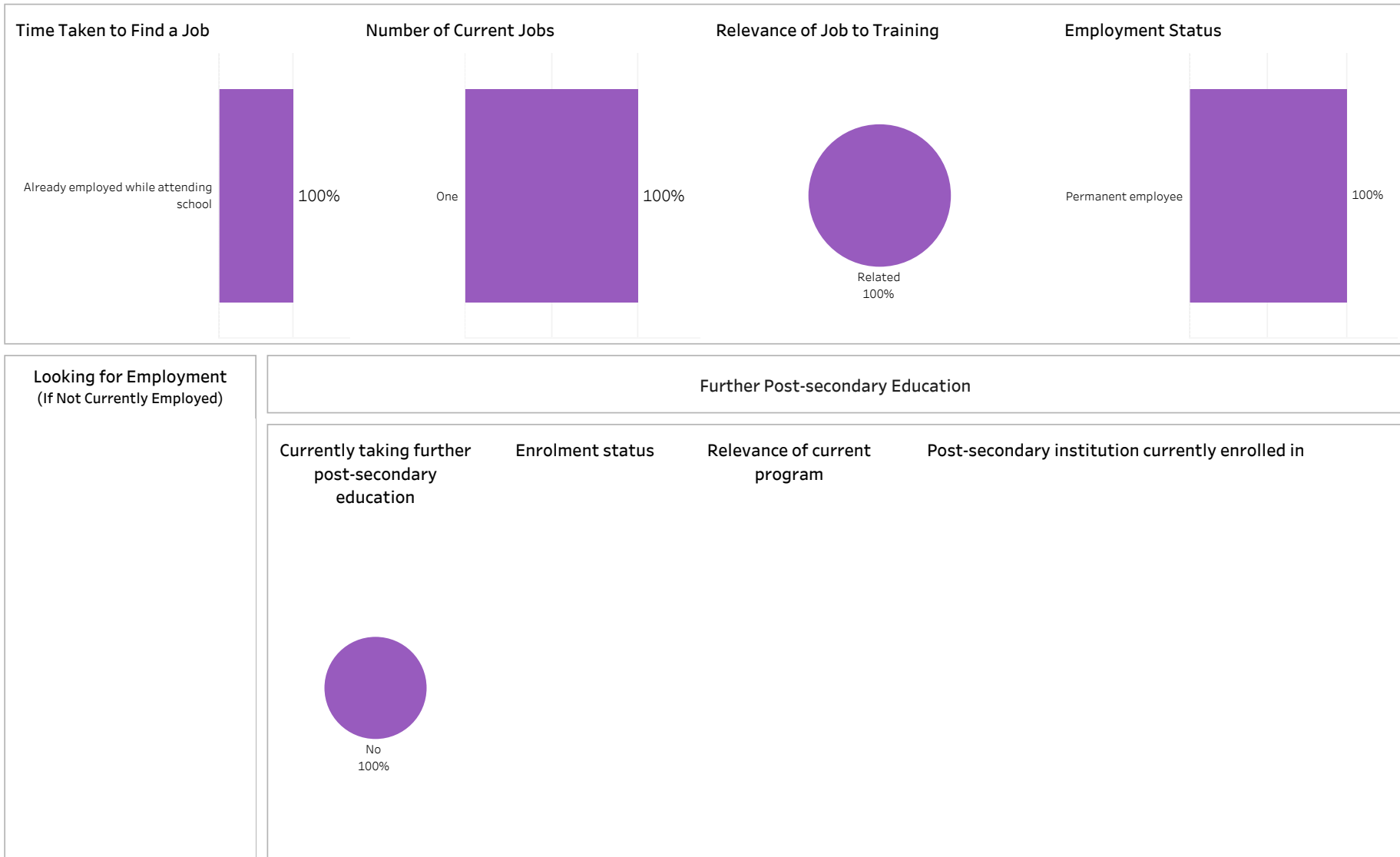
Institutional Research and Analysis (IR&A)



## 2018-19 Graduate Follow-up Survey Summary of Results (2/2)

Campus: **Prince Albert**; School: **Human Services & Community Safety**; Program: **Early Childhood Education**;  
Credential: **DIP**; Program Type: **Con Ed - Sask Polytech Delivered**

Number of  
Respondents: 1





# 2018-19 Graduate Follow-up Survey Summary of Results (1/2)

School: **Human Services & Community Safety**; Program: **Early Childhood Education**; Campus: **Regina**;  
Credential: **DIP**; Program Type: **Base**

Number of Respondents: 4

Class of Graduates: 2018-19      Base/Con Ed/Brokered: Base      School: Human Services & Com..  
Program: Early Childhood Educati..      Administering Campus: Regina      Credential: DIP      Indigenous: All

## Overall Employment

Available Workforce	# of Grads Employed	Employment Rate	# of Full-time Employed Grads	Full-time Employment Rate
4	4	100%	3	75%

## Training Related Employment

Available Workforce	# of Grads Employed	Employment Rate	# of Full-time Employed Grads	Full-time Employment Rate
4	4	100%	3	75%

## Location of Employment

Saskatoon	Regina	Moose Jaw	Prince Albert	Elsewhere in SK	Outside Sask
0%	100%	0%	0%	0%	0%

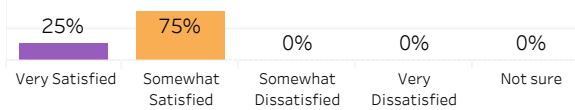
## Average Annual Salary

Overall (\$)	25,008
Full-time Training Related (\$)	25,008

## Salary by Location

	Overall (\$)	Full-time Training Related (\$)
Regina	25,008	25,008

## Overall Satisfaction with Program



## Satisfaction with Sask Polytech

Satisfied with the decision to attend Saskpolytech	Recommend program to others	Recommend Saskpolytech to others
100%	75%	100%

## Satisfaction with Campus Facilities & Services

■ Satisfied ■ Dissatisfied ■ Not sure

### Campus facilities



### Campus activities



### Instruction delivered



### Student support services



### Educational experience

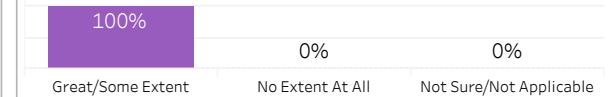


## Relevance of Program to Field of Employment

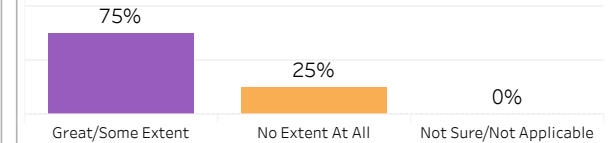


## Program Benefits

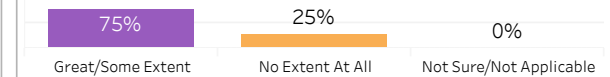
### Skills and knowledge relevant in the workplace



### Improved earning potential



### Improved employment opportunities



## Location of Current Residence

Regina
100%

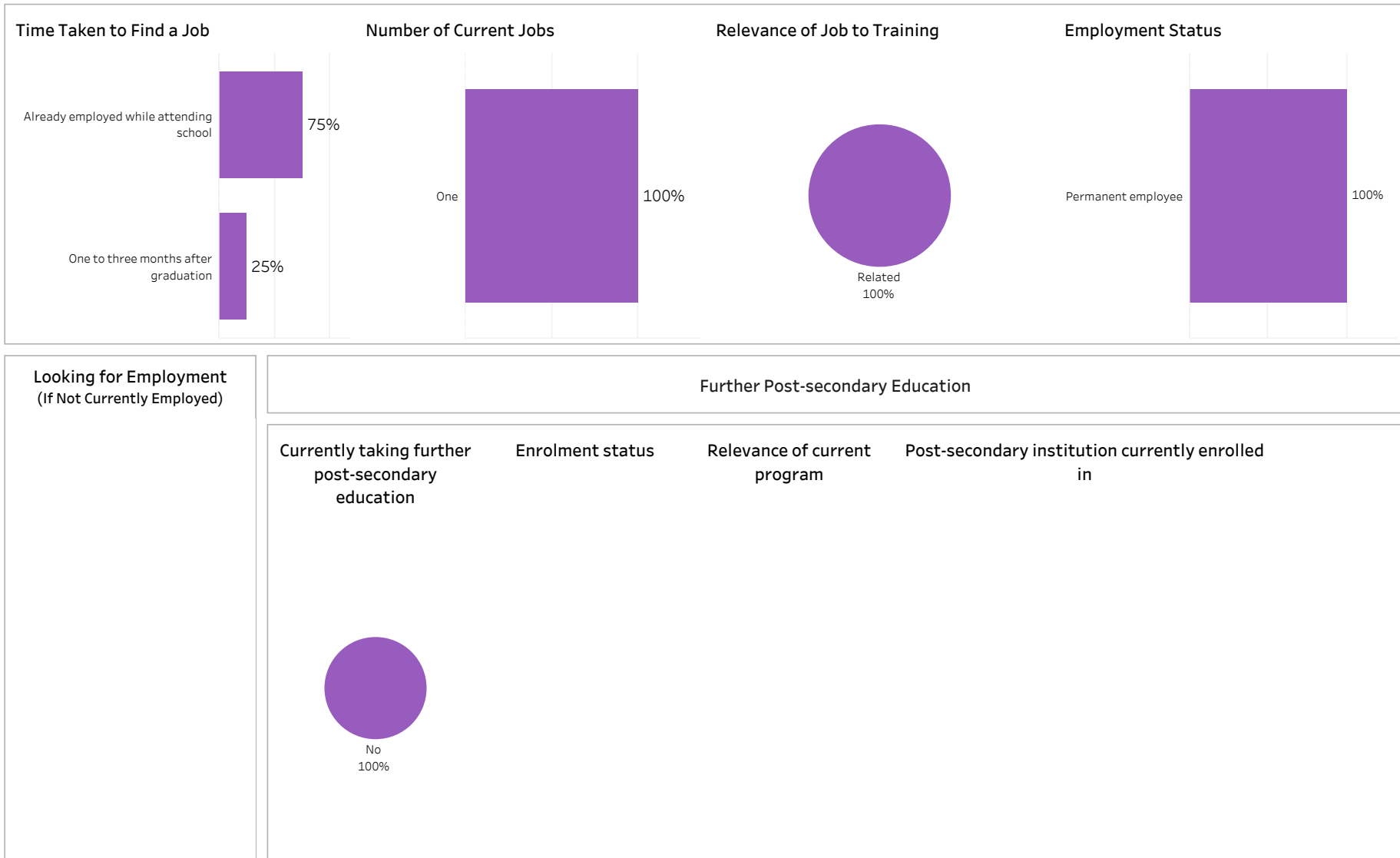




## 2018-19 Graduate Follow-up Survey Summary of Results (2/2)

Campus: **Regina**; School: **Human Services & Community Safety**; Program: **Early Childhood Education**;  
Credential: **DIP**; Program Type: **Base**

Number of  
Respondents: 4





## 2018-19 Graduate Follow-up Survey Summary of Results (1/2)

School: **Human Services & Community Safety**; Program: **Early Childhood Education**; Campus: **Regina**;  
Credential: **DIP**; Program Type: **Con Ed - Sask Polytech Delivered**

Number of Respondents: 4

Class of Graduates: 2018-19  
Base/Con Ed/Brokered: Con Ed - Sask Polytech D..  
School: Human Services & Com..  
Program: Early Childhood Educati..  
Administering Campus: Regina  
Credential: DIP  
Indigenous: All

### Overall Employment

Available Workforce	# of Grads Employed	Employment Rate	# of Full-time Employed Grads	Full-time Employment Rate
4	4	100%	4	100%

### Training Related Employment

Available Workforce	# of Grads Employed	Employment Rate	# of Full-time Employed Grads	Full-time Employment Rate
4	4	100%	4	100%

### Location of Employment

Saskatoon	Regina	Moose Jaw	Prince Albert	Elsewhere in SK	Outside Sask
0%	75%	25%	0%	0%	0%

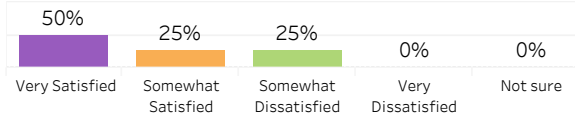
### Average Annual Salary

Overall (\$)	40,877
Full-time Training Related (\$)	40,877

### Salary by Location

	Overall (\$)	Full-time Training Related (\$)
Regina	43,365	43,365
Moose Jaw	35,901	35,901

### Overall Satisfaction with Program



### Satisfaction with Sask Polytech

Satisfied with the decision to attend Saskpolytech	Recommend program to others	Recommend Saskpolytech to others
100%	100%	100%

### Satisfaction with Campus Facilities & Services

Legend: Satisfied (Purple), Dissatisfied (Orange), Not sure (Pink)

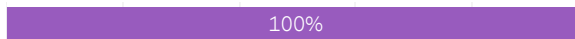
#### Campus facilities



#### Campus activities



#### Instruction delivered



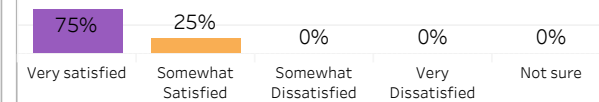
#### Student support services



#### Educational experience

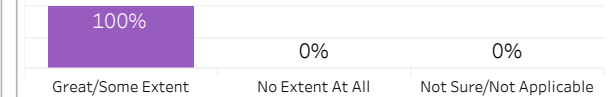


### Relevance of Program to Field of Employment

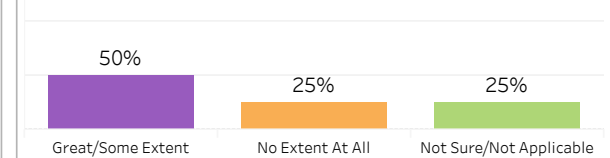


### Program Benefits

#### Skills and knowledge relevant in the workplace



#### Improved earning potential



#### Improved employment opportunities



### Location of Current Residence

Regina	Moose Jaw
75%	25%

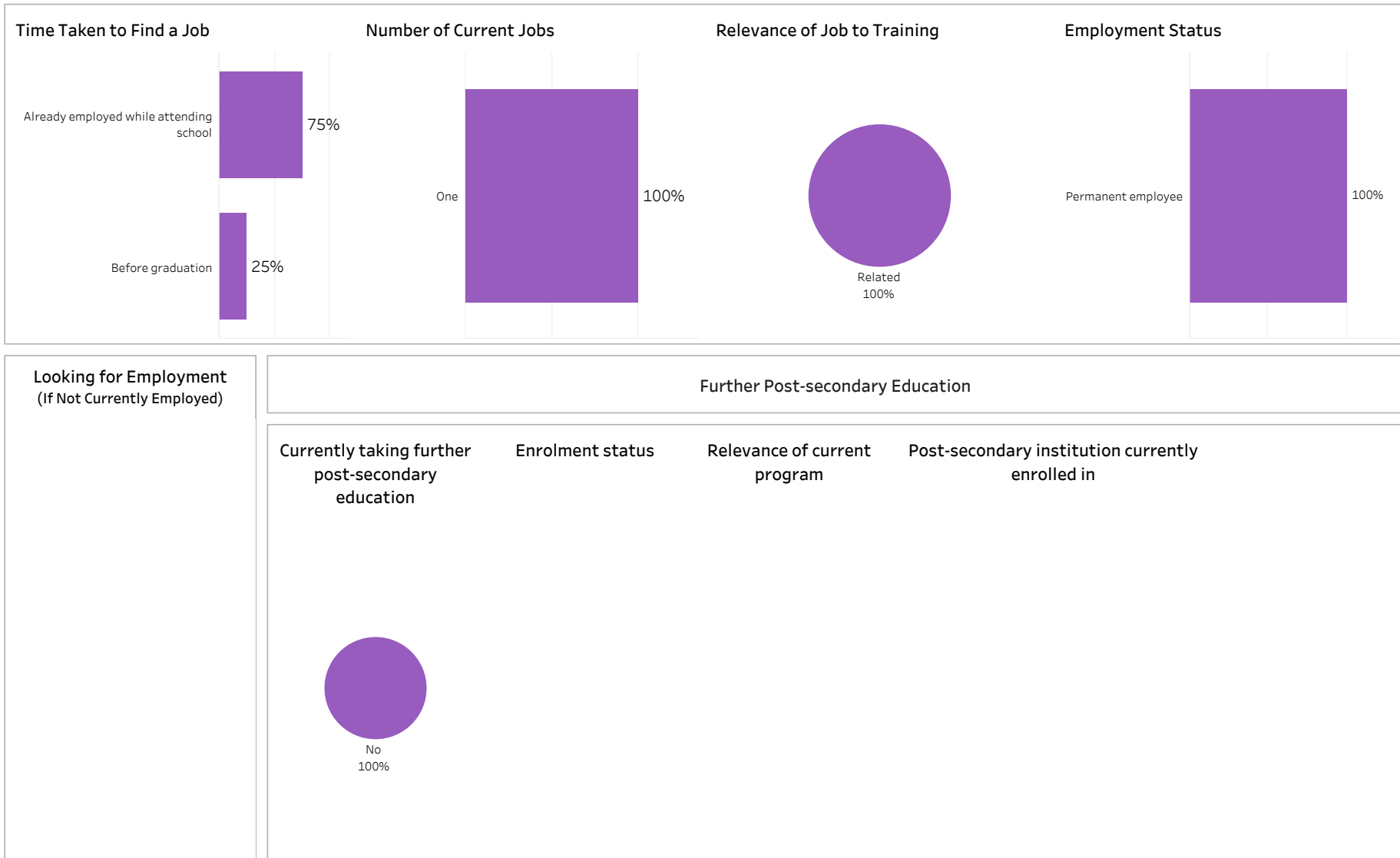
Institutional Research and Analysis (IR&A)



## 2018-19 Graduate Follow-up Survey Summary of Results (2/2)

Campus: **Regina**; School: **Human Services & Community Safety**; Program: **Early Childhood Education**;  
Credential: **DIP**; Program Type: **Con Ed - Sask Polytech Delivered**

Number of  
Respondents: 4





## 2018-19 Graduate Follow-up Survey Summary of Results (1/2)

School: **Human Services & Community Safety**; Program: **Early Childhood Education**; Campus: **Saskatoon**;  
Credential: **DIP**; Program Type: **Base**

Number of Respondents:  
15

Class of Graduates  
2018-19

Base/Con Ed/Brokered  
Base

School  
Human Services & Com..

Program  
Early Childhood Educati..

Administering Campus  
Saskatoon

Credential  
DIP

Indigenous  
All

### Overall Employment

Available Workforce	# of Grads Employed	Employment Rate	# of Full-time Employed Grads	Full-time Employment Rate
13	13	100%	12	92%

### Training Related Employment

Available Workforce	# of Grads Employed	Employment Rate	# of Full-time Employed Grads	Full-time Employment Rate
13	13	100%	12	92%

### Location of Employment

Saskatoon	Regina	Moose Jaw	Prince Albert	Elsewhere in SK	Outside Sask
92%	0%	0%	0%	8%	0%

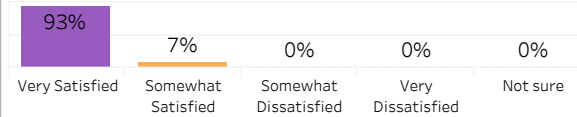
### Average Annual Salary

Overall (\$)	34,043
Full-time Training Related (\$)	35,502

### Salary by Location

	Overall (\$)	Full-time Training Related (\$)
Saskatoon	33,682	35,264
Elsewhere in SK	37,648	37,648

### Overall Satisfaction with Program



### Satisfaction with Sask Polytech

Satisfied with the decision to attend Saskpolytech	Recommend program to others	Recommend Saskpolytech to others
100%	100%	100%

### Satisfaction with Campus Facilities & Services

■ Satisfied
 ■ Dissatisfied
 ■ Not sure

#### Campus facilities



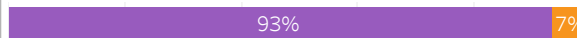
#### Campus activities



#### Instruction delivered



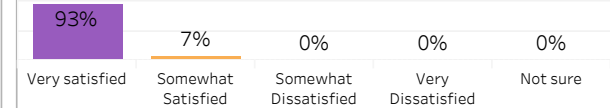
#### Student support services



#### Educational experience

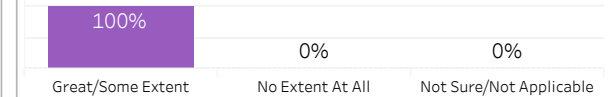


### Relevance of Program to Field of Employment

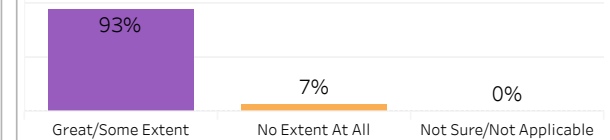


### Program Benefits

#### Skills and knowledge relevant in the workplace



#### Improved earning potential



#### Improved employment opportunities



### Location of Current Residence

Saskatoon	Elsewhere in SK
93%	7%

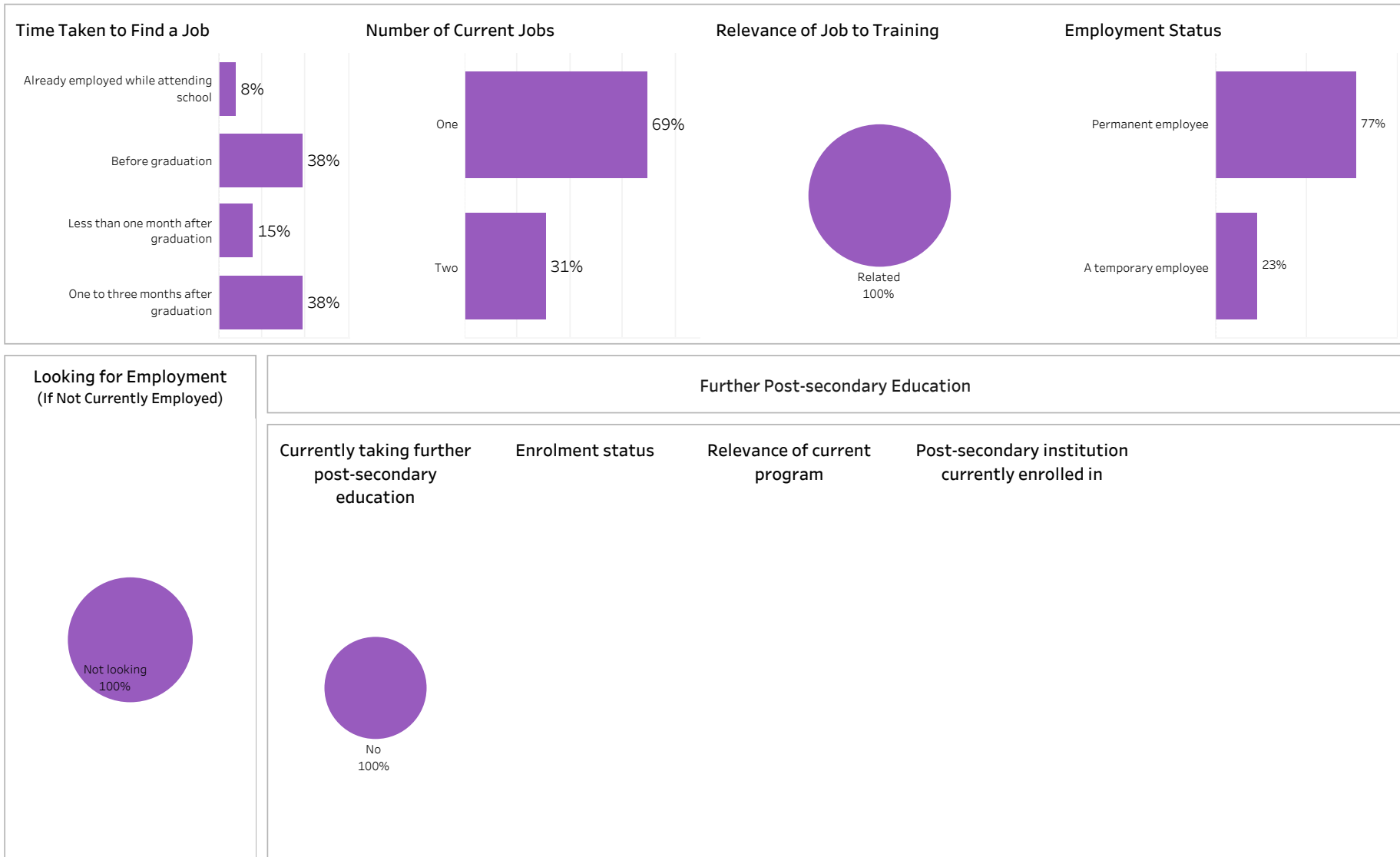
Institutional Research and Analysis (IR&A)



## 2018-19 Graduate Follow-up Survey Summary of Results (2/2)

Campus: **Saskatoon**; School: **Human Services & Community Safety**; Program: **Early Childhood Education**;  
Credential: **DIP**; Program Type: **Base**

Number of  
Respondents: 15





## 2018-19 Graduate Follow-up Survey Summary of Results (1/2)

School: **Human Services & Community Safety**; Program: **Early Childhood Education**; Campus: **Saskatoon**;  
Credential: **DIP**; Program Type: **Con Ed - Sask Polytech Delivered**

Number of Respondents: 5

Class of Graduates: 2018-19  
Base/Con Ed/Brokered: Con Ed - Sask Polytech D..  
School: Human Services & Com..  
Program: Early Childhood Educati..  
Administering Campus: Saskatoon  
Credential: DIP  
Indigenous: All

### Overall Employment

Available Workforce	# of Grads Employed	Employment Rate	# of Full-time Employed Grads	Full-time Employment Rate
5	5	100%	5	100%

### Training Related Employment

Available Workforce	# of Grads Employed	Employment Rate	# of Full-time Employed Grads	Full-time Employment Rate
5	5	100%	5	100%

### Location of Employment

Saskatoon	Regina	Moose Jaw	Prince Albert	Elsewhere in SK	Outside Sask
20%	0%	20%	0%	60%	0%

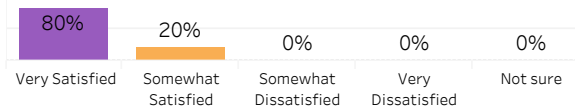
### Average Annual Salary

Overall (\$)	44,593
Full-time Training Related (\$)	44,593

### Salary by Location

	Overall (\$)	Full-time Training Related (\$)
Saskatoon	39,998	39,998
Moose Jaw		
Elsewhere in SK	46,125	46,125

### Overall Satisfaction with Program



### Satisfaction with Sask Polytech

Satisfied with the decision to attend Saskpolytech	Recommend program to others	Recommend Saskpolytech to others
80%	80%	80%

### Satisfaction with Campus Facilities & Services

Legend: Satisfied (Purple), Dissatisfied (Orange), Not sure (Pink)

#### Campus facilities



#### Campus activities



#### Instruction delivered



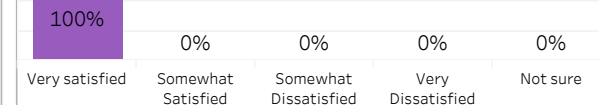
#### Student support services



#### Educational experience

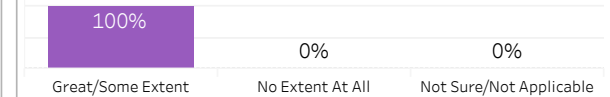


### Relevance of Program to Field of Employment

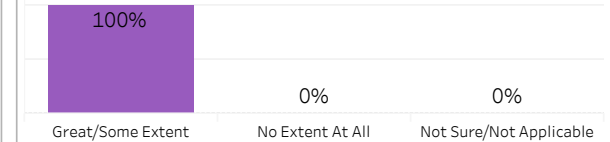


### Program Benefits

#### Skills and knowledge relevant in the workplace



#### Improved earning potential



#### Improved employment opportunities



### Location of Current Residence

Saskatoon	Moose Jaw	Elsewhere in SK
20%	20%	60%

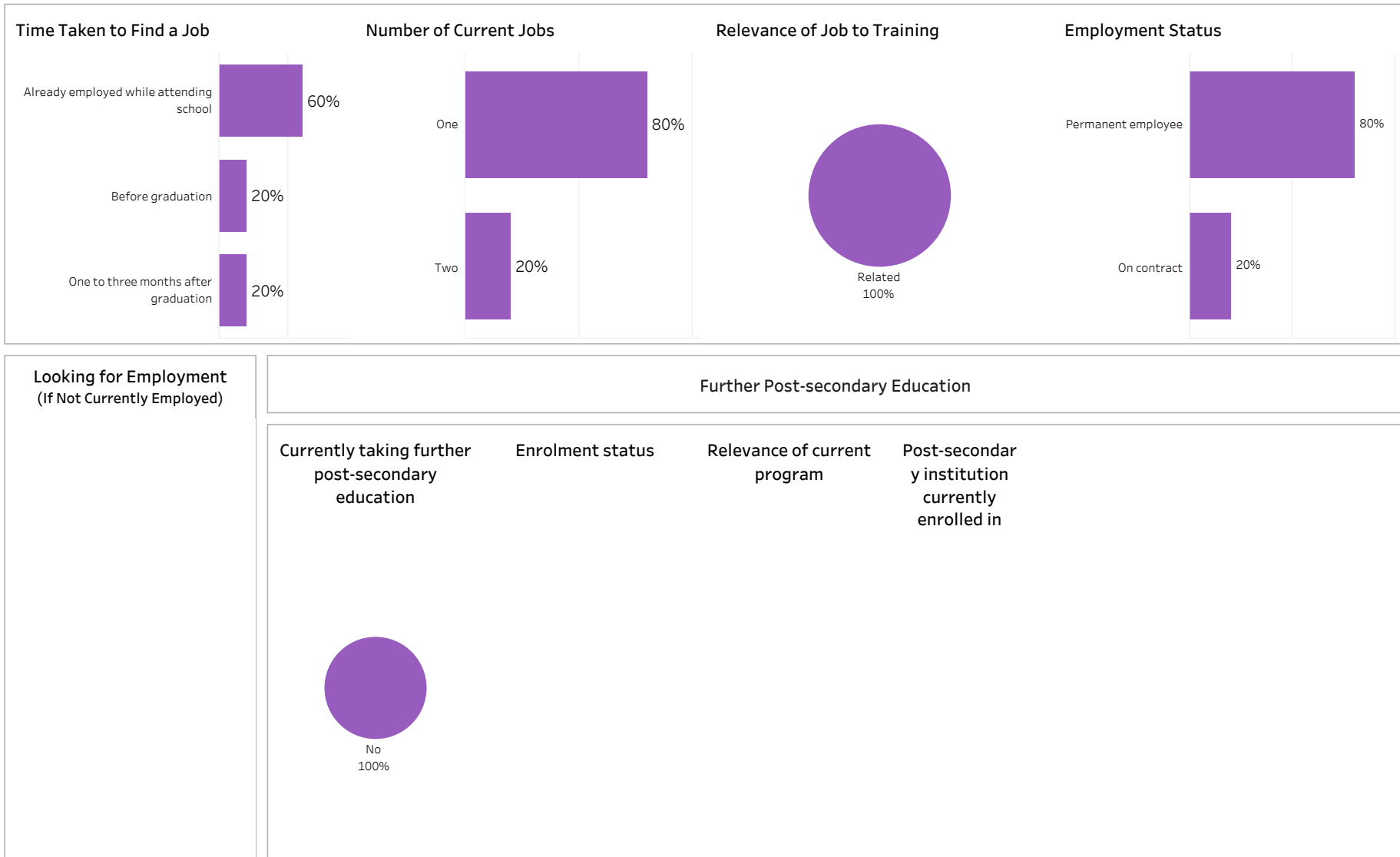
Institutional Research and Analysis (IR&A)



## 2018-19 Graduate Follow-up Survey Summary of Results (2/2)

Campus: **Saskatoon**; School: **Human Services & Community Safety**; Program: **Early Childhood Education**;  
Credential: **DIP**; Program Type: **Con Ed - Sask Polytech Delivered**

Number of  
Respondents: 5





## 2018-19 Graduate Follow-up Survey Summary of Results (1/2)

School: **Human Services & Community Safety**; Program: **Early Childhood Education**; Campus: **Saskatoon**;  
Credential: **DIP**; Program Type: **Con Ed - Brokered**

Number of Respondents: 4

Class of Graduates: 2018-19  
Base/Con Ed/Brokered: Con Ed - Brokered  
School: Human Services & Com..  
Program: Early Childhood Educati..  
Administering Campus: Saskatoon  
Credential: DIP  
Indigenous: All

### Overall Employment

Available Workforce	# of Grads Employed	Employment Rate	# of Full-time Employed Grads	Full-time Employment Rate
4	4	100%	3	75%

### Training Related Employment

Available Workforce	# of Grads Employed	Employment Rate	# of Full-time Employed Grads	Full-time Employment Rate
4	4	100%	3	75%

### Location of Employment

Saskatoon	Regina	Moose Jaw	Prince Albert	Elsewhere in SK	Outside Sask
0%	0%	0%	25%	75%	0%

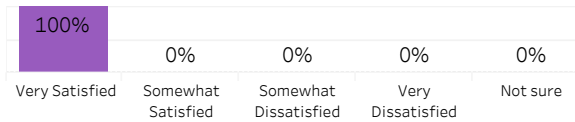
### Average Annual Salary

Overall (\$)	23,410
Full-time Training Related (\$)	33,508

### Salary by Location

	Overall (\$)	Full-time Training Related (\$)
Prince Albert	13,312	
Elsewhere in SK	33,508	33,508

### Overall Satisfaction with Program



### Satisfaction with Sask Polytech

Satisfied with the decision to attend Saskpolytech	Recommend program to others	Recommend Saskpolytech to others
100%	100%	100%

### Satisfaction with Campus Facilities & Services

Legend: Satisfied (Purple), Dissatisfied (Orange), Not sure (Pink)

#### Campus facilities



#### Campus activities



#### Instruction delivered



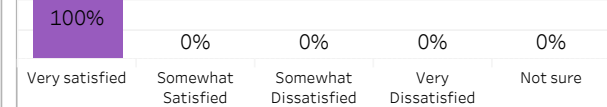
#### Student support services



#### Educational experience

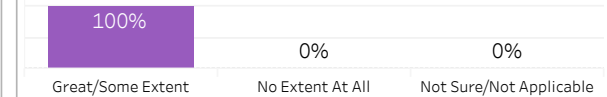


### Relevance of Program to Field of Employment

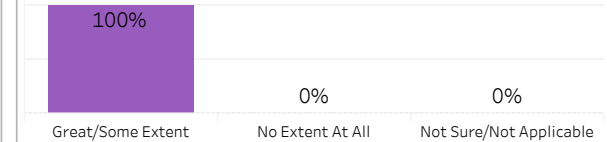


### Program Benefits

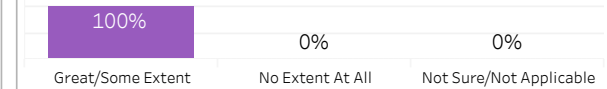
#### Skills and knowledge relevant in the workplace



#### Improved earning potential



#### Improved employment opportunities



### Location of Current Residence

Prince Albert	Elsewhere in SK
25%	75%

Institutional Research and Analysis (IR&A)

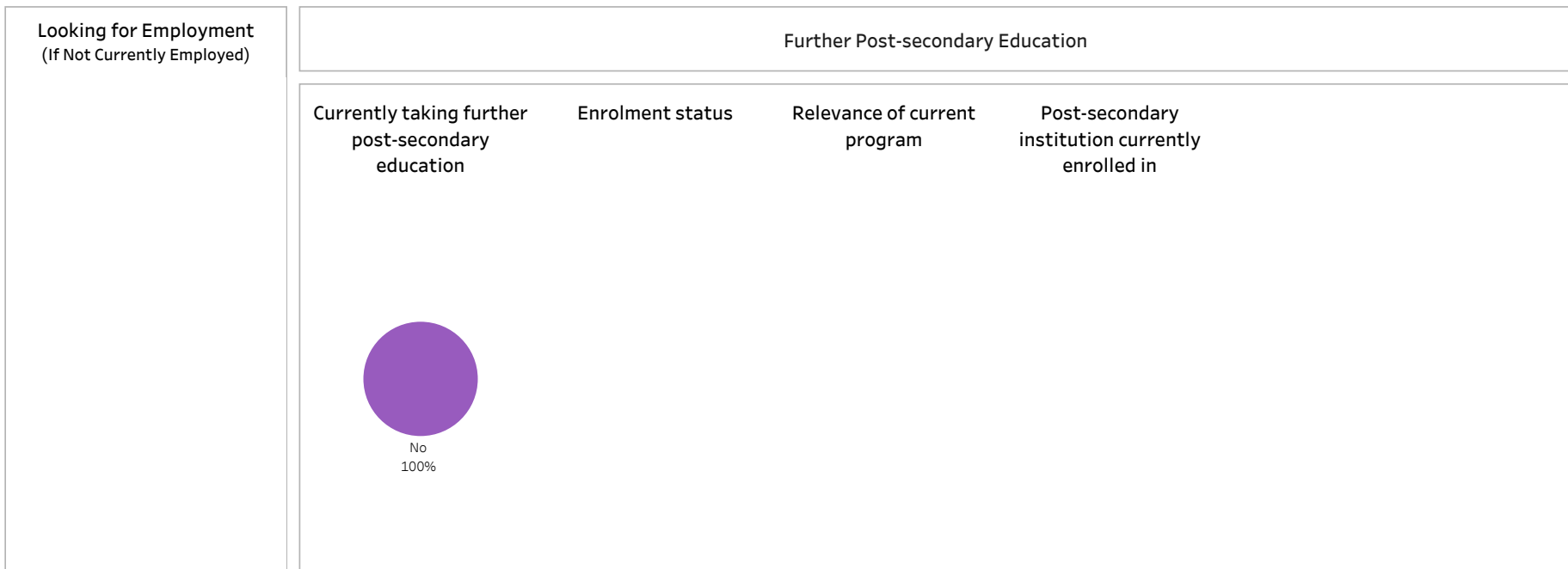
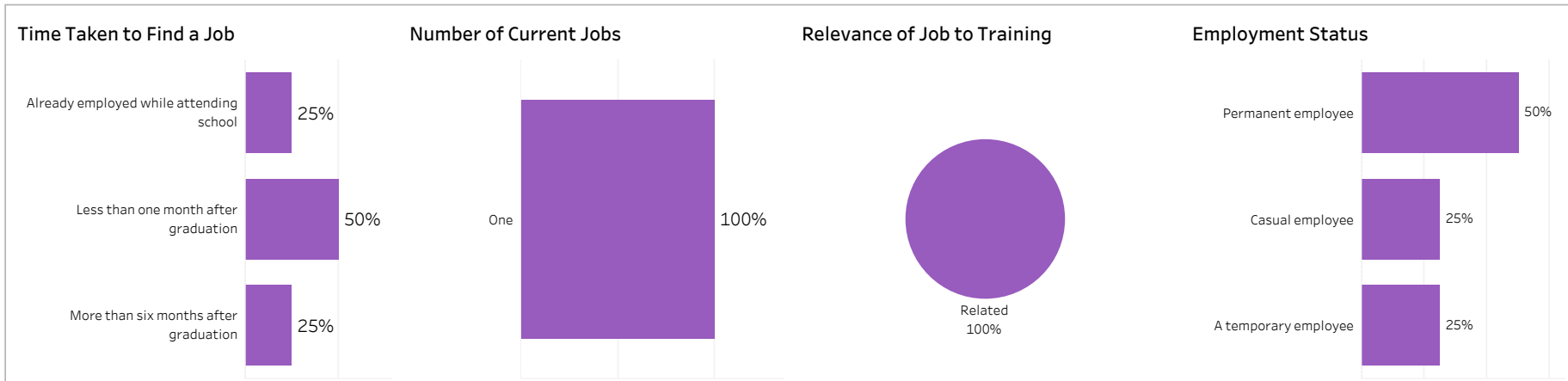




## 2018-19 Graduate Follow-up Survey Summary of Results (2/2)

Campus: **Saskatoon**; School: **Human Services & Community Safety**; Program: **Early Childhood Education**;  
Credential: **DIP**; Program Type: **Con Ed - Brokered**

Number of  
Respondents: 4





## 2018-19 Graduate Follow-up Survey Summary of Results (1/2)

School: **Human Services & Community Safety**; Program: **Educational Assistant**; Campus: **Saskatoon**;  
Credential: **CERT**; Program Type: **Base**

Number of Respondents:  
19

Class of Graduates  
2018-19

Base/Con Ed/Brokered  
Base

School  
Human Services & Com..

Program  
Educational Assistant

Administering Campus  
Saskatoon

Credential  
CERT

Indigenous  
All

### Overall Employment

Available Workforce	# of Grads Employed	Employment Rate	# of Full-time Employed Grads	Full-time Employment Rate
16	16	100%	11	69%

### Training Related Employment

Available Workforce	# of Grads Employed	Employment Rate	# of Full-time Employed Grads	Full-time Employment Rate
16	16	100%	11	69%

### Location of Employment

Saskatoon	Regina	Moose Jaw	Prince Albert	Elsewhere in SK	Outside Sask
69%	6%	0%	0%	19%	6%

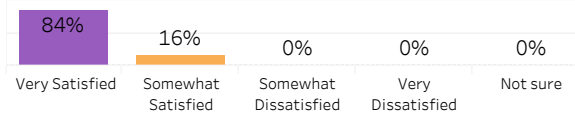
### Average Annual Salary

Overall (\$)	29,500
Full-time Training Related (\$)	32,548

### Salary by Location

	Overall (\$)	Full-time Training Related (\$)
Saskatoon	29,235	32,703
Regina		
Elsewhere in SK		
Alberta	31,616	31,616

### Overall Satisfaction with Program



### Satisfaction with Sask Polytech

Satisfied with the decision to attend Saskpolytech	Recommend program to others	Recommend Saskpolytech to others
100%	100%	100%

### Satisfaction with Campus Facilities & Services

■ Satisfied ■ Dissatisfied ■ Not sure

#### Campus facilities



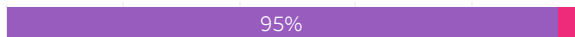
#### Campus activities



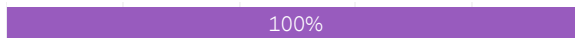
#### Instruction delivered



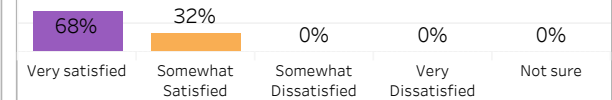
#### Student support services



#### Educational experience

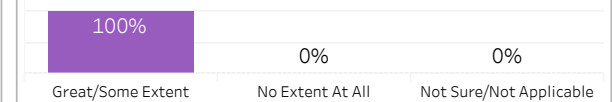


### Relevance of Program to Field of Employment

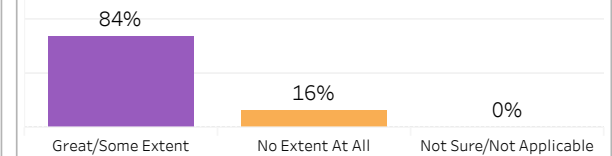


### Program Benefits

#### Skills and knowledge relevant in the workplace



#### Improved earning potential



#### Improved employment opportunities



### Location of Current Residence

Saskatoon	Regina	Elsewhere in SK	Outside Sask
68%	5%	16%	11%

Institutional Research and Analysis (IR&A)



## 2018-19 Graduate Follow-up Survey Summary of Results (2/2)

Campus: **Saskatoon**; School: **Human Services & Community Safety**; Program: **Educational Assistant**;  
Credential: **CERT**; Program Type: **Base**

Number of  
Respondents: 19



Institutional Research and Analysis (IR&A)



## 2018-19 Graduate Follow-up Survey Summary of Results (1/2)

School: **Human Services & Community Safety**; Program: **Educational Assistant**; Campus: **Saskatoon**;  
Credential: **CERT**; Program Type: **Con Ed - Sask Polytech Delivered**

Number of Respondents:  
10

Class of Graduates  
2018-19

Base/Con Ed/Brokered  
Con Ed - Sask Polytech D..

School  
Human Services & Com..

Program  
Educational Assistant

Administering Campus  
Saskatoon

Credential  
CERT

Indigenous  
All

### Overall Employment

Available Workforce	# of Grads Employed	Employment Rate	# of Full-time Employed Grads	Full-time Employment Rate
10	10	100%	8	80%

### Training Related Employment

Available Workforce	# of Grads Employed	Employment Rate	# of Full-time Employed Grads	Full-time Employment Rate
10	9	90%	7	70%

### Location of Employment

Saskatoon	Regina	Moose Jaw	Prince Albert	Elsewhere in SK	Outside Sask
30%	0%	20%	20%	20%	10%

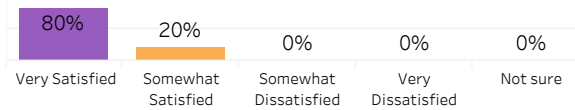
### Average Annual Salary

Overall (\$)	29,400
Full-time Training Related (\$)	32,300

### Salary by Location

	Overall (\$)	Full-time Training Related (\$)
Saskatoon	25,821	34,679
Moose Jaw	28,417	28,417
Prince Albert	30,793	36,469
Elsewhere in SK	31,380	31,380
Elsewhere in Canada	35,360	35,360

### Overall Satisfaction with Program



### Satisfaction with Sask Polytech

Satisfied with the decision to attend Saskpolytech	Recommend program to others	Recommend Saskpolytech to others
100%	90%	100%

### Satisfaction with Campus Facilities & Services

■ Satisfied ■ Dissatisfied ■ Not sure

#### Campus facilities



#### Campus activities



#### Instruction delivered



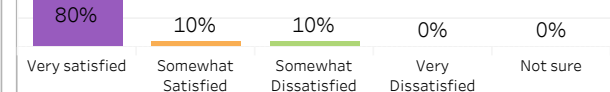
#### Student support services



#### Educational experience

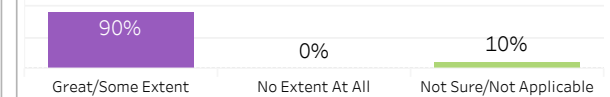


### Relevance of Program to Field of Employment

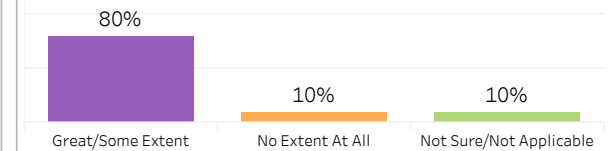


### Program Benefits

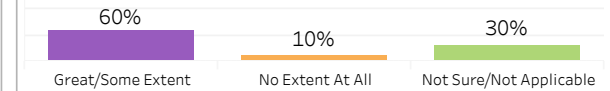
#### Skills and knowledge relevant in the workplace



#### Improved earning potential



#### Improved employment opportunities



### Location of Current Residence

Saskatoon	Moose Jaw	Prince Albert	Elsewhere in SK	Outside Sask
30%	20%	20%	20%	10%

Institutional Research and Analysis (IR&A)



## 2018-19 Graduate Follow-up Survey Summary of Results (2/2)

Campus: **Saskatoon**; School: **Human Services & Community Safety**; Program: **Educational Assistant**;  
Credential: **CERT**; Program Type: **Con Ed - Sask Polytech Delivered**

Number of  
Respondents: 10



Institutional Research and Analysis (IR&A)



## 2018-19 Graduate Follow-up Survey Summary of Results (1/2)

School: **Human Services & Community Safety**; Program: **Educational Assistant**; Campus: **Saskatoon**;  
Credential: **CERT**; Program Type: **Con Ed - Brokered**

Number of Respondents: 3

Class of Graduates: 2018-19    Base/Con Ed/Brokered: Con Ed - Brokered    School: Human Services & Com..  
Program: Educational Assistant    Administering Campus: Saskatoon    Credential: CERT    Indigenous: All

### Overall Employment

Available Workforce	# of Grads Employed	Employment Rate	# of Full-time Employed Grads	Full-time Employment Rate
3	3	100%	2	67%

### Training Related Employment

Available Workforce	# of Grads Employed	Employment Rate	# of Full-time Employed Grads	Full-time Employment Rate
3	3	100%	2	67%

### Location of Employment

Saskatoon	Regina	Moose Jaw	Prince Albert	Elsewhere in SK	Outside Sask
0%	0%	0%	0%	100%	0%

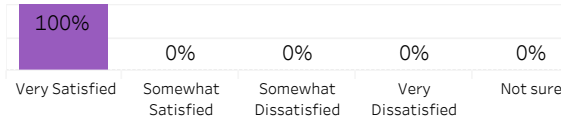
### Average Annual Salary

Overall (\$)	34,580
Full-time Training Related (\$)	34,580

### Salary by Location

	Overall (\$)	Full-time Training Related (\$)
Elsewhere in SK	34,580	34,580

### Overall Satisfaction with Program



### Satisfaction with Sask Polytech

Satisfied with the decision to attend Saskpolytech	Recommend program to others	Recommend Saskpolytech to others
100%	100%	100%

### Satisfaction with Campus Facilities & Services

■ Satisfied
 ■ Dissatisfied
 ■ Not sure

#### Campus facilities



#### Campus activities



#### Instruction delivered



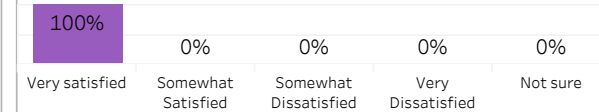
#### Student support services



#### Educational experience

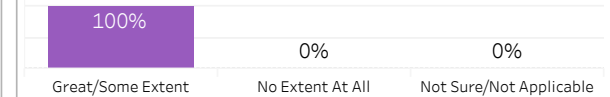


### Relevance of Program to Field of Employment

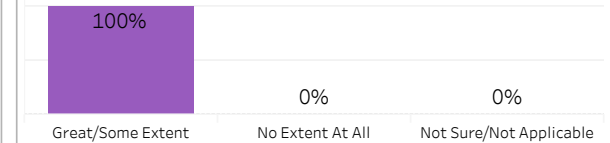


### Program Benefits

#### Skills and knowledge relevant in the workplace



#### Improved earning potential



#### Improved employment opportunities



### Location of Current Residence



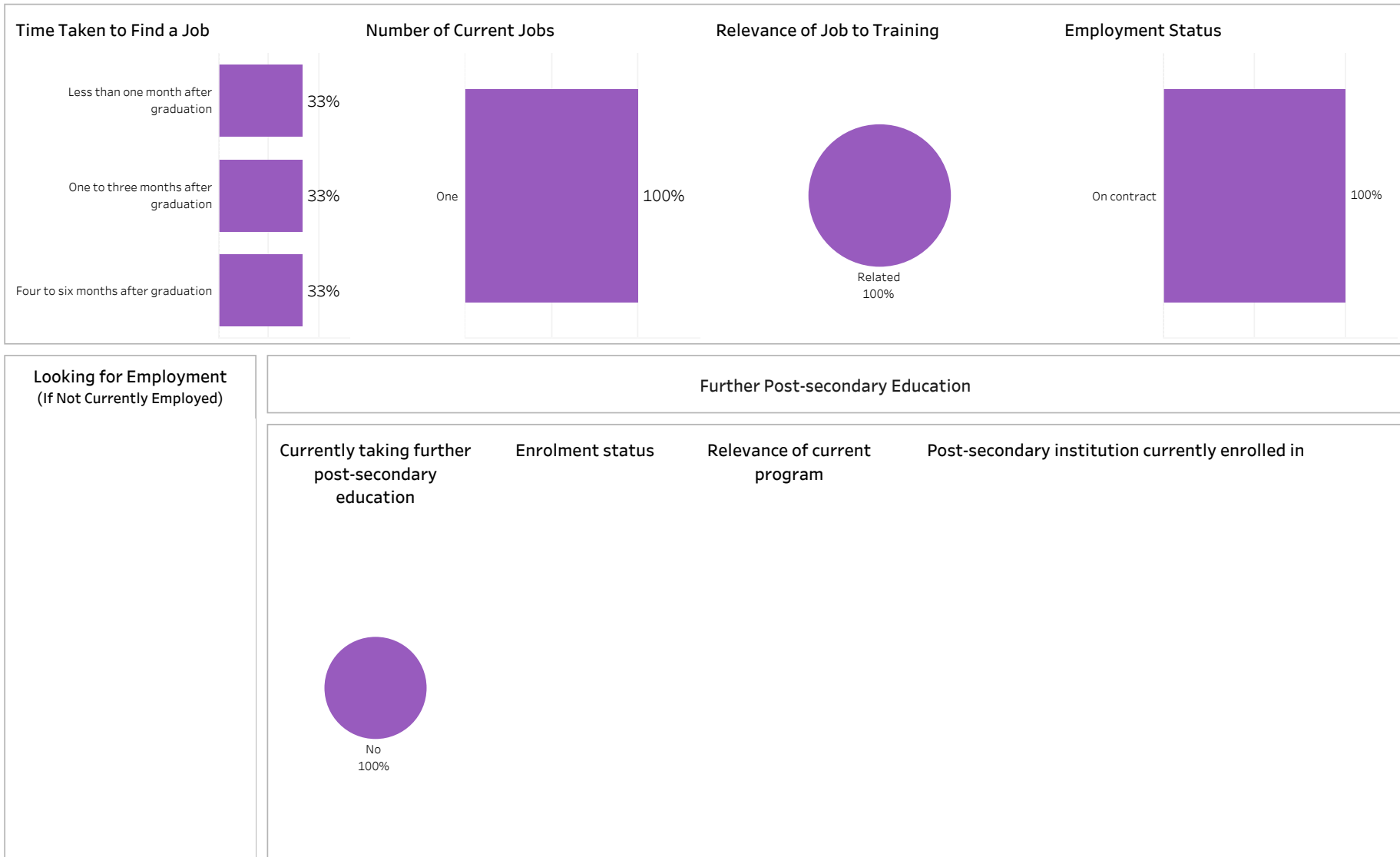
Institutional Research and Analysis (IR&A)



## 2018-19 Graduate Follow-up Survey Summary of Results (2/2)

Campus: **Saskatoon**; School: **Human Services & Community Safety**; Program: **Educational Assistant**;  
Credential: **CERT**; Program Type: **Con Ed - Brokered**

Number of  
Respondents: 3





# 2018-19 Graduate Follow-up Survey Summary of Results (1/2)

School: **Human Services & Community Safety**; Program: **Esthetician-Skin Care Tech**; Campus: **Prince Albert**; Credential: **CERT**; Program Type: **Con Ed - Sask Polytech Delivered**

Number of Respondents: 4

Class of Graduates: 2018-19  
Base/Con Ed/Brokered: Con Ed - Sask Polytech D..  
School: Human Services & Com..  
Program: Esthetician-Skin Care T..  
Administering Campus: Prince Albert  
Credential: CERT  
Indigenous: All

## Overall Employment

Available Workforce	# of Grads Employed	Employment Rate	# of Full-time Employed Grads	Full-time Employment Rate
3	2	67%	2	67%

## Training Related Employment

Available Workforce	# of Grads Employed	Employment Rate	# of Full-time Employed Grads	Full-time Employment Rate
3	2	67%	2	67%

## Location of Employment

Saskatoon	Regina	Moose Jaw	Prince Albert	Elsewhere in SK	Outside Sask
0%	0%	0%	100%	0%	0%

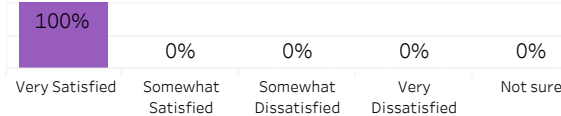
## Average Annual Salary

Overall (\$)	22,800
Full-time Training Related (\$)	22,800

## Salary by Location

	Overall (\$)	Full-time Training Related (\$)
Prince Albert	22,800	22,800

## Overall Satisfaction with Program



## Satisfaction with Sask Polytech

Satisfied with the decision to attend Saskpolytech	Recommend program to others	Recommend Saskpolytech to others
100%	100%	100%

## Satisfaction with Campus Facilities & Services

Legend: Satisfied (Purple), Dissatisfied (Orange), Not sure (Pink)

### Campus facilities



### Campus activities



### Instruction delivered



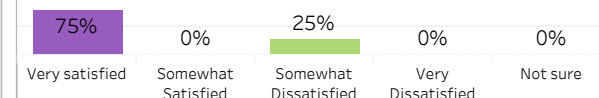
### Student support services



### Educational experience




## Relevance of Program to Field of Employment

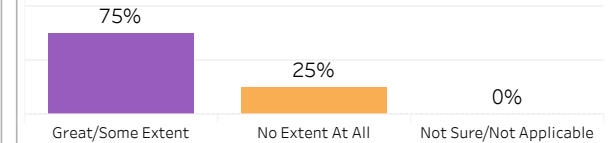


## Program Benefits

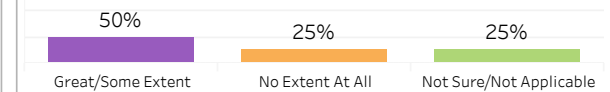
### Skills and knowledge relevant in the workplace



### Improved earning potential



### Improved employment opportunities



## Location of Current Residence

Prince Albert
100%

Institutional Research and Analysis (IR&A)



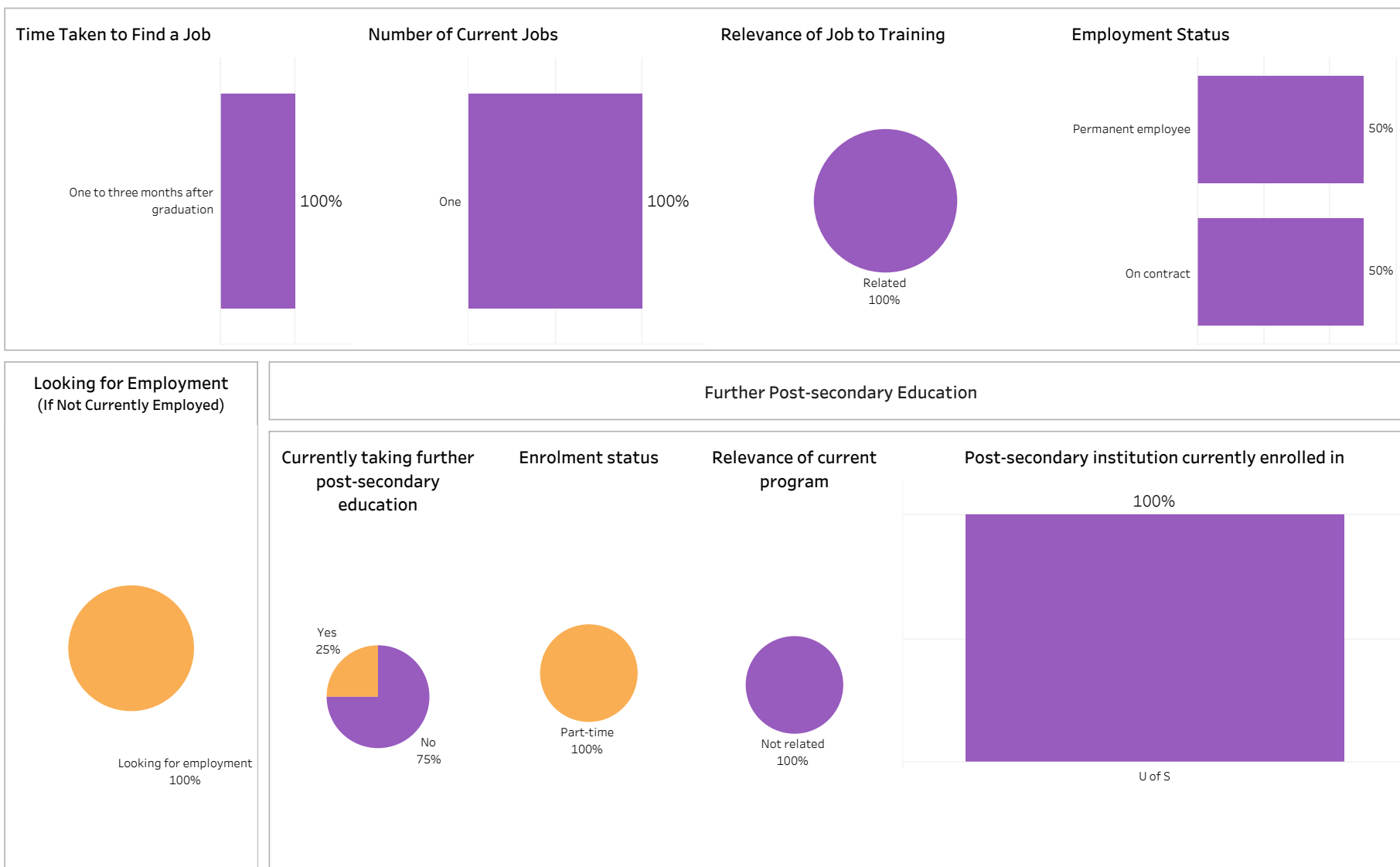


## 2018-19 Graduate Follow-up Survey

### Summary of Results (2/2)

Campus: **Prince Albert**; School: **Human Services & Community Safety**; Program: **Esthetician-Skin Care Tech**;  
Credential: **CERT**; Program Type: **Con Ed - Sask Polytech Delivered**

Number of  
Respondents: 4





# 2018-19 Graduate Follow-up Survey Summary of Results (1/2)

Number of Respondents: 1

School: **Human Services & Community Safety**; Program: **Esthetician-Nail Technician**; Campus: **Prince Albert**; Credential: **CERTAC**; Program Type: **Con Ed - Sask Polytech Delivered**

Class of Graduates: 2018-19  
Base/Con Ed/Brokered: Con Ed - Sask Polytech D..  
School: Human Services & Com..  
Program: Esthetician-Nail Technic..  
Administering Campus: Prince Albert  
Credential: CERTAC  
Indigenous: All

## Overall Employment

Available Workforce	# of Grads Employed	Employment Rate	# of Full-time Employed Grads	Full-time Employment Rate
1	1	100%		

## Training Related Employment

Available Workforce	# of Grads Employed	Employment Rate	# of Full-time Employed Grads	Full-time Employment Rate
1	0	0%		

## Location of Employment

Saskatoon	Regina	Moose Jaw	Prince Albert	Elsewhere in SK	Outside Sask
0%	0%	0%	0%	100%	0%

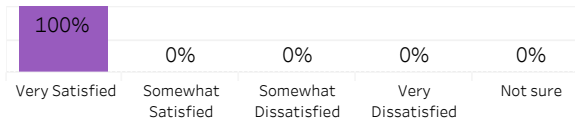
## Average Annual Salary

Overall (\$)	Full-time Training Related (\$)

## Salary by Location

Overall (\$)	Full-time Training Related (\$)
Elsewhere in SK	

## Overall Satisfaction with Program



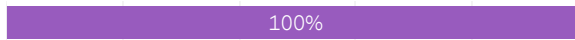
## Satisfaction with Sask Polytech

Satisfied with the decision to attend Saskpolytech	Recommend program to others	Recommend Saskpolytech to others
100%	100%	100%

## Satisfaction with Campus Facilities & Services

■ Satisfied
 ■ Dissatisfied
 ■ Not sure

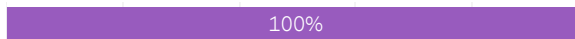
### Campus facilities



### Campus activities



### Instruction delivered



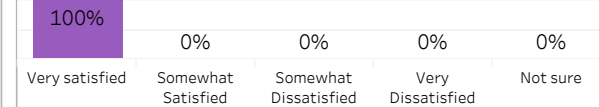
### Student support services



### Educational experience

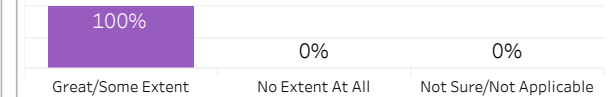


## Relevance of Program to Field of Employment

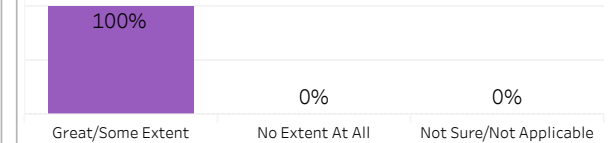


## Program Benefits

### Skills and knowledge relevant in the workplace



### Improved earning potential



### Improved employment opportunities



## Location of Current Residence

Location
Elsewhere in SK
100%

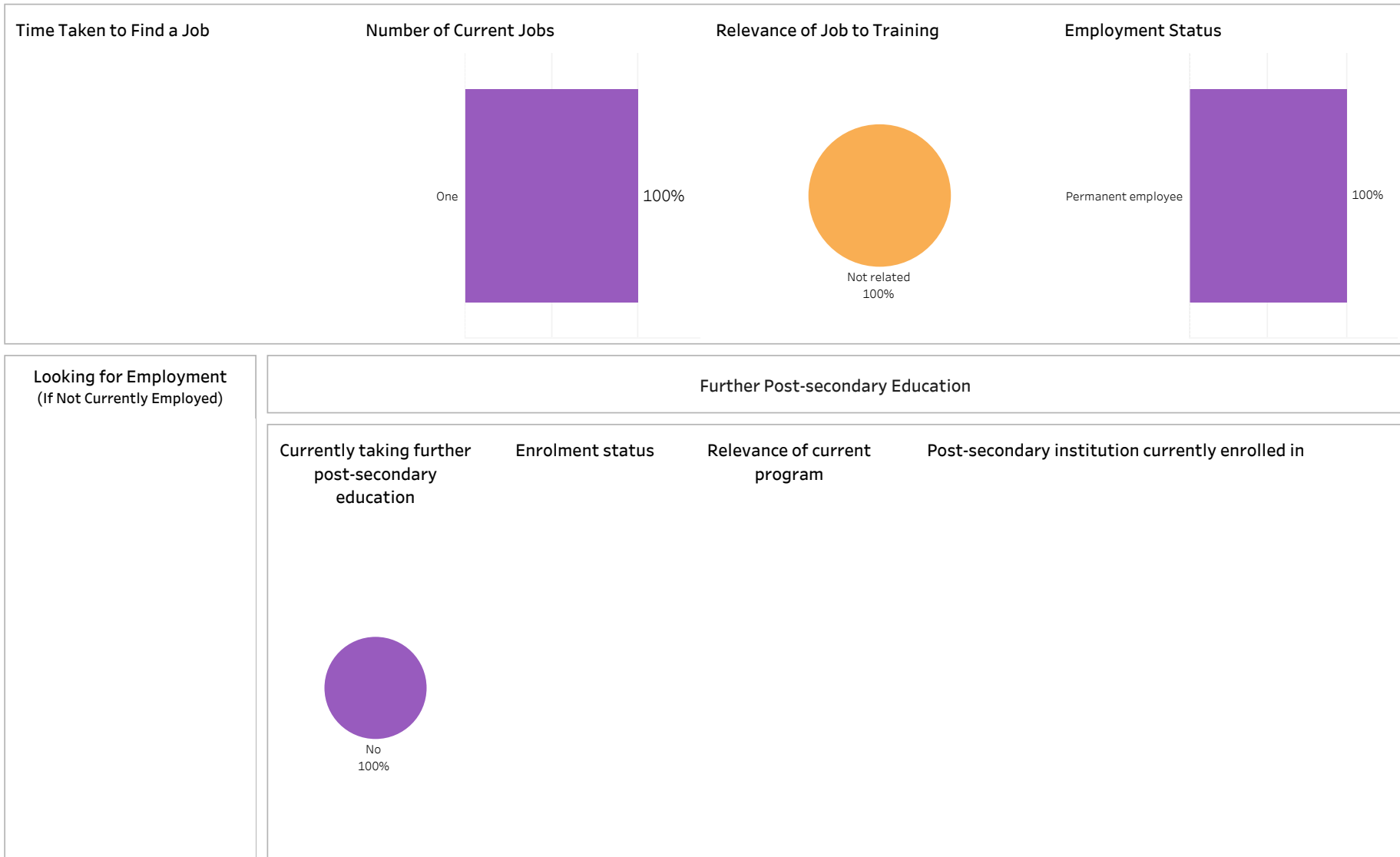
Institutional Research and Analysis (IR&A)



## 2018-19 Graduate Follow-up Survey Summary of Results (2/2)

Campus: **Prince Albert**; School: **Human Services & Community Safety**; Program: **Esthetician-Nail Technician**; Credential: **CERTAC**; Program Type: **Con Ed - Sask Polytech Delivered**

Number of  
Respondents: 1



Institutional Research and Analysis (IR&A)



# 2018-19 Graduate Follow-up Survey Summary of Results (1/2)

School: **Human Services & Community Safety**; Program: **Funeral Service**; Campus: **Saskatoon**; Credential: **CERT**; Program Type: **Con Ed - Sask Polytech Delivered**

Number of Respondents: 3

Class of Graduates: 2018-19  
Base/Con Ed/Brokered: Con Ed - Sask Polytech D..  
School: Human Services & Com..  
Program: Funeral Service  
Administering Campus: Saskatoon  
Credential: CERT  
Indigenous: All

## Overall Employment

Available Workforce	# of Grads Employed	Employment Rate	# of Full-time Employed Grads	Full-time Employment Rate
3	3	100%	3	100%

## Training Related Employment

Available Workforce	# of Grads Employed	Employment Rate	# of Full-time Employed Grads	Full-time Employment Rate
3	3	100%	3	100%

## Location of Employment

Saskatoon	Regina	Moose Jaw	Prince Albert	Elsewhere in SK	Outside Sask
33%	67%	0%	0%	0%	0%

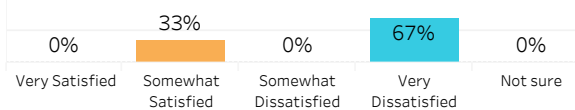
## Average Annual Salary

Overall (\$)	44,000
Full-time Training Related (\$)	44,000

## Salary by Location

	Overall (\$)	Full-time Training Related (\$)
Saskatoon	36,000	36,000
Regina	52,000	52,000

## Overall Satisfaction with Program



## Satisfaction with Sask Polytech

Satisfied with the decision to attend Saskpolytech	Recommend program to others	Recommend Saskpolytech to others
33%	33%	67%

## Satisfaction with Campus Facilities & Services

Legend: Satisfied (Purple), Dissatisfied (Orange), Not sure (Pink)

### Campus facilities



### Campus activities



### Instruction delivered



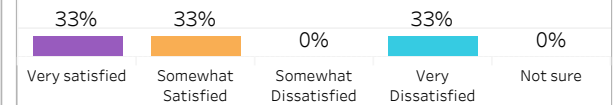
### Student support services



### Educational experience

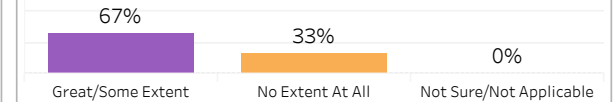


## Relevance of Program to Field of Employment

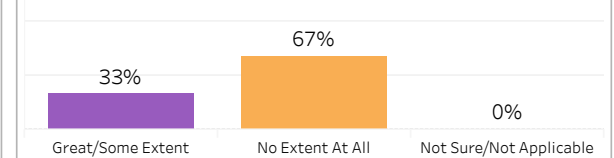


## Program Benefits

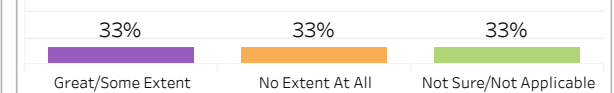
### Skills and knowledge relevant in the workplace



### Improved earning potential



### Improved employment opportunities



## Location of Current Residence

Saskatoon	Regina
33%	67%

Institutional Research and Analysis (IR&A)



## 2018-19 Graduate Follow-up Survey Summary of Results (2/2)

Campus: **Saskatoon**; School: **Human Services & Community Safety**; Program: **Funeral Service**; Credential: **CERT**; Program Type: **Con Ed - Sask Polytech Delivered**

Number of  
Respondents: 3



Institutional Research and Analysis (IR&A)



## 2018-19 Graduate Follow-up Survey Summary of Results (1/2)

School: **Human Services & Community Safety**; Program: **Hairstylist**; Campus: **Prince Albert**; Credential: **CERT**; Program Type: **Base**

Number of Respondents:  
13

Class of Graduates  
2018-19

Base/Con Ed/Brokered  
Base

School  
Human Services & Com..

Program  
Hairstylist

Administering Campus  
Prince Albert

Credential  
CERT

Indigenous  
All

### Overall Employment

Available Workforce	# of Grads Employed	Employment Rate	# of Full-time Employed Grads	Full-time Employment Rate
10	9	90%	6	60%

### Training Related Employment

Available Workforce	# of Grads Employed	Employment Rate	# of Full-time Employed Grads	Full-time Employment Rate
10	8	80%	6	60%

### Location of Employment

Saskatoon	Regina	Moose Jaw	Prince Albert	Elsewhere in SK	Outside Sask
11%	0%	0%	56%	33%	0%

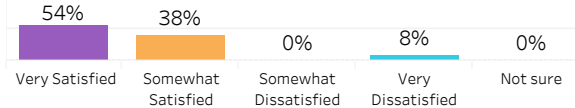
### Average Annual Salary

Overall (\$)	27,312
Full-time Training Related (\$)	27,312

### Salary by Location

	Overall (\$)	Full-time Training Related (\$)
Saskatoon	18,720	18,720
Prince Albert	25,920	25,920
Elsewhere in SK	38,688	38,688

### Overall Satisfaction with Program



### Satisfaction with Sask Polytech

Satisfied with the decision to attend Saskpolytech	Recommend program to others	Recommend Saskpolytech to others
92%	92%	100%

### Satisfaction with Campus Facilities & Services

■ Satisfied ■ Dissatisfied ■ Not sure

#### Campus facilities



#### Campus activities



#### Instruction delivered



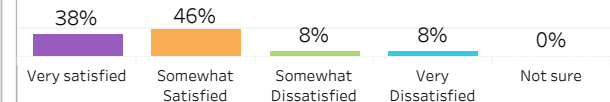
#### Student support services



#### Educational experience

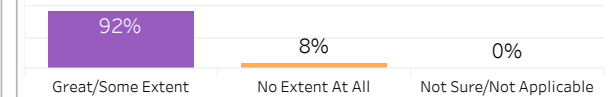


### Relevance of Program to Field of Employment

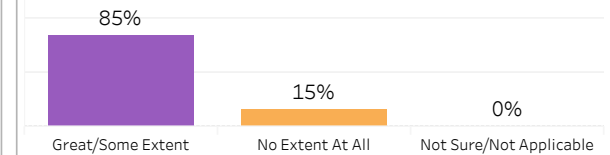


### Program Benefits

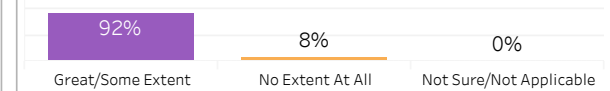
#### Skills and knowledge relevant in the workplace



#### Improved earning potential



#### Improved employment opportunities



### Location of Current Residence

Saskatoon	Prince Albert	Elsewhere in SK
15%	62%	23%

Institutional Research and Analysis (IR&A)



## 2018-19 Graduate Follow-up Survey Summary of Results (2/2)

Campus: **Prince Albert**; School: **Human Services & Community Safety**; Program: **Hairstylist**; Credential: **CERT**; Program Type: **Base**

Number of  
Respondents: 13



Institutional Research and Analysis (IR&A)



# 2018-19 Graduate Follow-up Survey Summary of Results (1/2)

School: **Human Services & Community Safety**; Program: **Hairstylist**; Campus: **Prince Albert**; Credential: **CERT**; Program Type: **Con Ed - Brokered**

Number of Respondents: 7

Class of Graduates  
2018-19

Base/Con Ed/Brokered  
Con Ed - Brokered

School  
Human Services & Com..

Program  
Hairstylist

Administering Campus  
Prince Albert

Credential  
CERT

Indigenous  
All

## Overall Employment

Available Workforce	# of Grads Employed	Employment Rate	# of Full-time Employed Grads	Full-time Employment Rate
6	4	67%	4	67%

## Training Related Employment

Available Workforce	# of Grads Employed	Employment Rate	# of Full-time Employed Grads	Full-time Employment Rate
6	2	33%	2	33%

## Location of Employment

Saskatoon	Regina	Moose Jaw	Prince Albert	Elsewhere in SK	Outside Sask
0%	0%	0%	0%	100%	0%

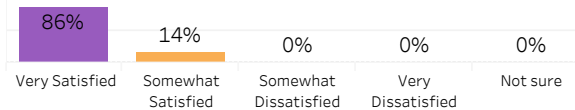
## Average Annual Salary

Overall (\$)	35,307
Full-time Training Related (\$)	26,960

## Salary by Location

	Overall (\$)	Full-time Training Related (\$)
Elsewhere in SK	35,307	26,960

## Overall Satisfaction with Program



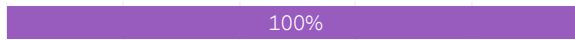
## Satisfaction with Sask Polytech

Satisfied with the decision to attend Saskpolytech	Recommend program to others	Recommend Saskpolytech to others
100%	86%	100%

## Satisfaction with Campus Facilities & Services

■ Satisfied
 ■ Dissatisfied
 ■ Not sure

### Campus facilities



### Campus activities



### Instruction delivered



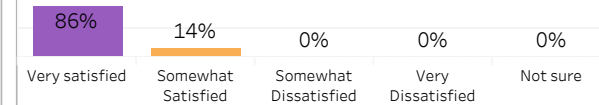
### Student support services



### Educational experience

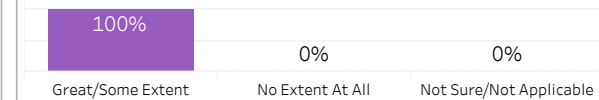


## Relevance of Program to Field of Employment

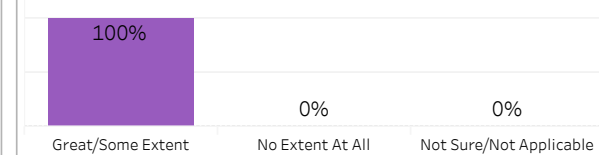


## Program Benefits

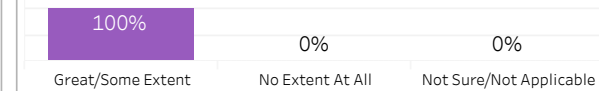
### Skills and knowledge relevant in the workplace



### Improved earning potential



### Improved employment opportunities



## Location of Current Residence

Elsewhere in SK
100%

Institutional Research and Analysis (IR&A)

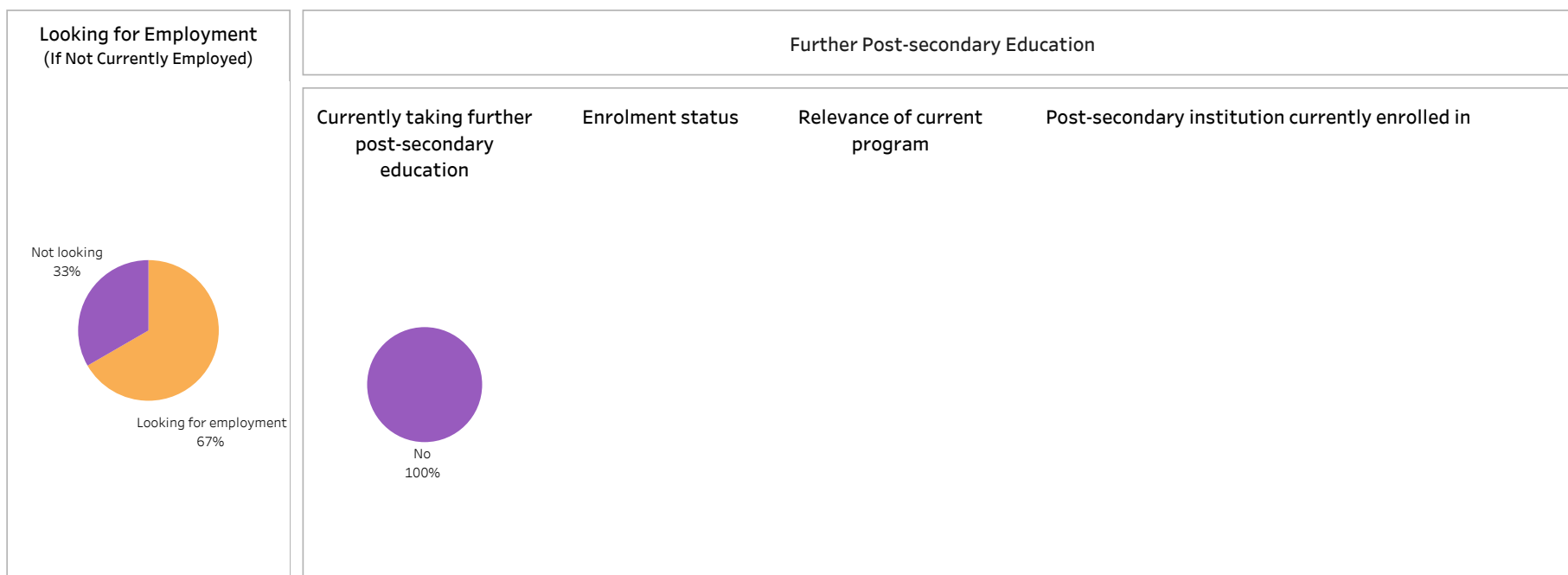
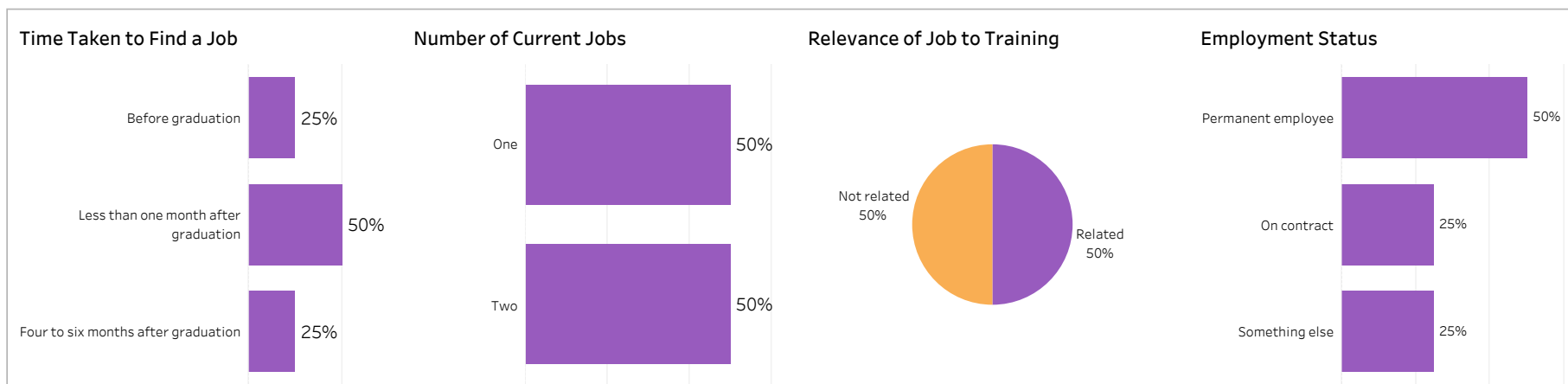




## 2018-19 Graduate Follow-up Survey Summary of Results (2/2)

Campus: **Prince Albert**; School: **Human Services & Community Safety**; Program: **Hairstylist**; Credential: **CERT**; Program Type: **Con Ed - Brokered**

Number of  
Respondents: 7





## 2018-19 Graduate Follow-up Survey Summary of Results (1/2)

School: **Human Services & Community Safety**; Program: **Occupational Health and Safety**; Campus: **Saskatoon**; Credential: **CERT**; Program Type: **Base**

Number of Respondents:  
33

Class of Graduates  
2018-19

Base/Con Ed/Brokered  
Base

School  
Human Services & Com..

Program  
Occupational Health an..

Administering Campus  
Saskatoon

Credential  
CERT

Indigenous  
All

### Overall Employment

Available Workforce	# of Grads Employed	Employment Rate	# of Full-time Employed Grads	Full-time Employment Rate
29	21	72%	20	69%

### Training Related Employment

Available Workforce	# of Grads Employed	Employment Rate	# of Full-time Employed Grads	Full-time Employment Rate
29	16	55%	16	55%

### Location of Employment

Saskatoon	Regina	Moose Jaw	Prince Albert	Elsewhere in SK	Outside Sask
52%	14%	0%	5%	24%	5%

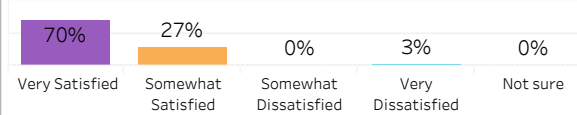
### Average Annual Salary

Overall (\$)	57,903
Full-time Training Related (\$)	54,640

### Salary by Location

	Overall (\$)	Full-time Training Related (\$)
Saskatoon	47,599	53,469
Regina	54,500	54,500
Prince Albert	53,352	53,352
Elsewhere in SK	73,750	58,333
Alberta	112,320	

### Overall Satisfaction with Program



### Satisfaction with Sask Polytech

Satisfied with the decision to attend Saskpolytech	Recommend program to others	Recommend Saskpolytech to others
97%	91%	97%

### Satisfaction with Campus Facilities & Services

■ Satisfied ■ Dissatisfied ■ Not sure

#### Campus facilities



#### Campus activities



#### Instruction delivered



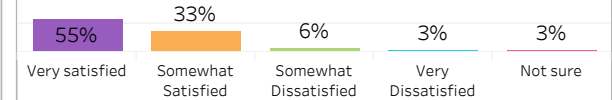
#### Student support services



#### Educational experience

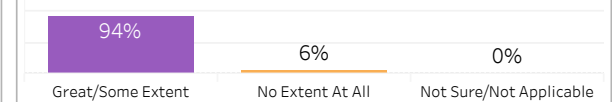


### Relevance of Program to Field of Employment

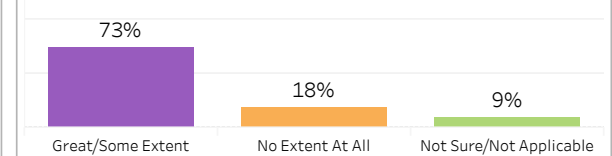


### Program Benefits

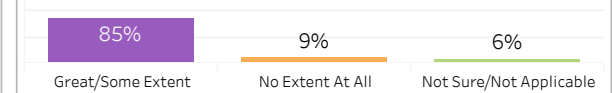
#### Skills and knowledge relevant in the workplace



#### Improved earning potential



#### Improved employment opportunities



### Location of Current Residence

Saskatoon	Regina	Elsewhere in SK	Outside Sask
58%	18%	18%	6%

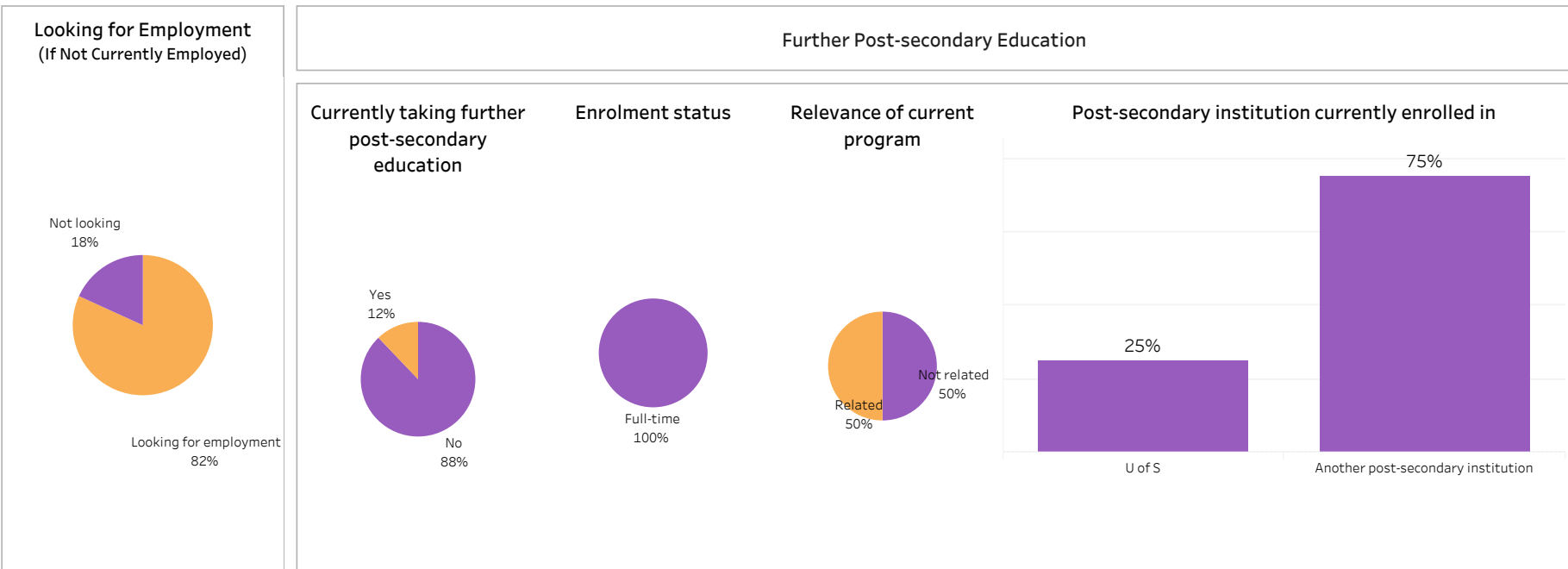
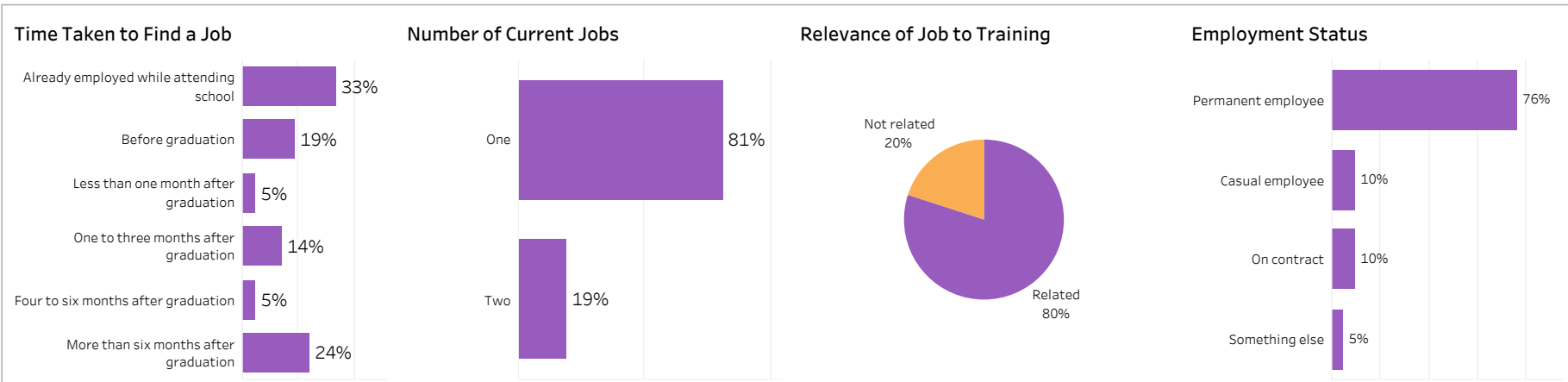
Institutional Research and Analysis (IR&A)



## 2018-19 Graduate Follow-up Survey Summary of Results (2/2)

Campus: **Saskatoon**; School: **Human Services & Community Safety**; Program: **Occupational Health and Safety**; Credential: **CERT**; Program Type: **Base**

Number of  
Respondents: 33





## 2018-19 Graduate Follow-up Survey Summary of Results (1/2)

School: **Human Services & Community Safety**; Program: **Security Officer**; Campus: **Prince Albert**;  
Credential: **APCERT**; Program Type: **Con Ed - Sask Polytech Delivered**

Number of Respondents: 7

Class of Graduates  
2018-19

Base/Con Ed/Brokered  
Con Ed - Sask Polytech D..

School  
Human Services & Com..

Program  
Security Officer

Administering Campus  
Prince Albert

Credential  
APCERT

Indigenous  
All

### Overall Employment

Available Workforce	# of Grads Employed	Employment Rate	# of Full-time Employed Grads	Full-time Employment Rate
7	3	43%	2	29%

### Training Related Employment

Available Workforce	# of Grads Employed	Employment Rate	# of Full-time Employed Grads	Full-time Employment Rate
7	3	43%	2	29%

### Location of Employment

Saskatoon	Regina	Moose Jaw	Prince Albert	Elsewhere in SK	Outside Sask
0%	0%	0%	67%	0%	33%

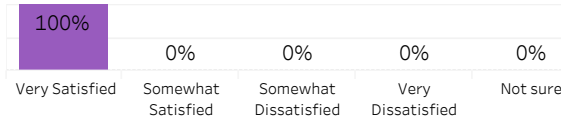
### Average Annual Salary

Overall (\$)	29,432
Full-time Training Related (\$)	29,432

### Salary by Location

	Overall (\$)	Full-time Training Related (\$)
Prince Albert	29,432	29,432
Alberta		

### Overall Satisfaction with Program



### Satisfaction with Sask Polytech

Satisfied with the decision to attend Saskpolytech	Recommend program to others	Recommend Saskpolytech to others
100%	100%	100%

### Satisfaction with Campus Facilities & Services

■ Satisfied
 ■ Dissatisfied
 ■ Not sure

#### Campus facilities



#### Campus activities



#### Instruction delivered



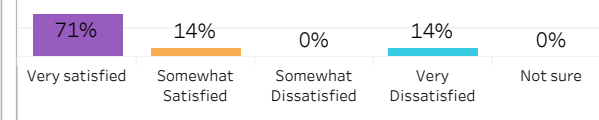
#### Student support services



#### Educational experience

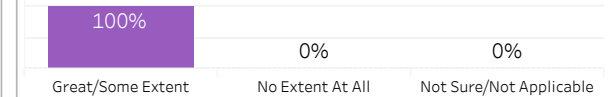


### Relevance of Program to Field of Employment

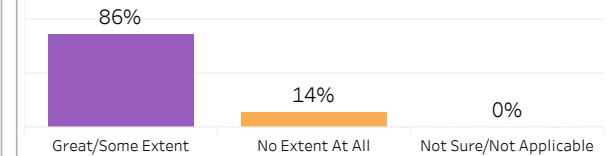


### Program Benefits

#### Skills and knowledge relevant in the workplace



#### Improved earning potential



#### Improved employment opportunities



### Location of Current Residence

Prince Albert	Elsewhere in SK
71%	29%

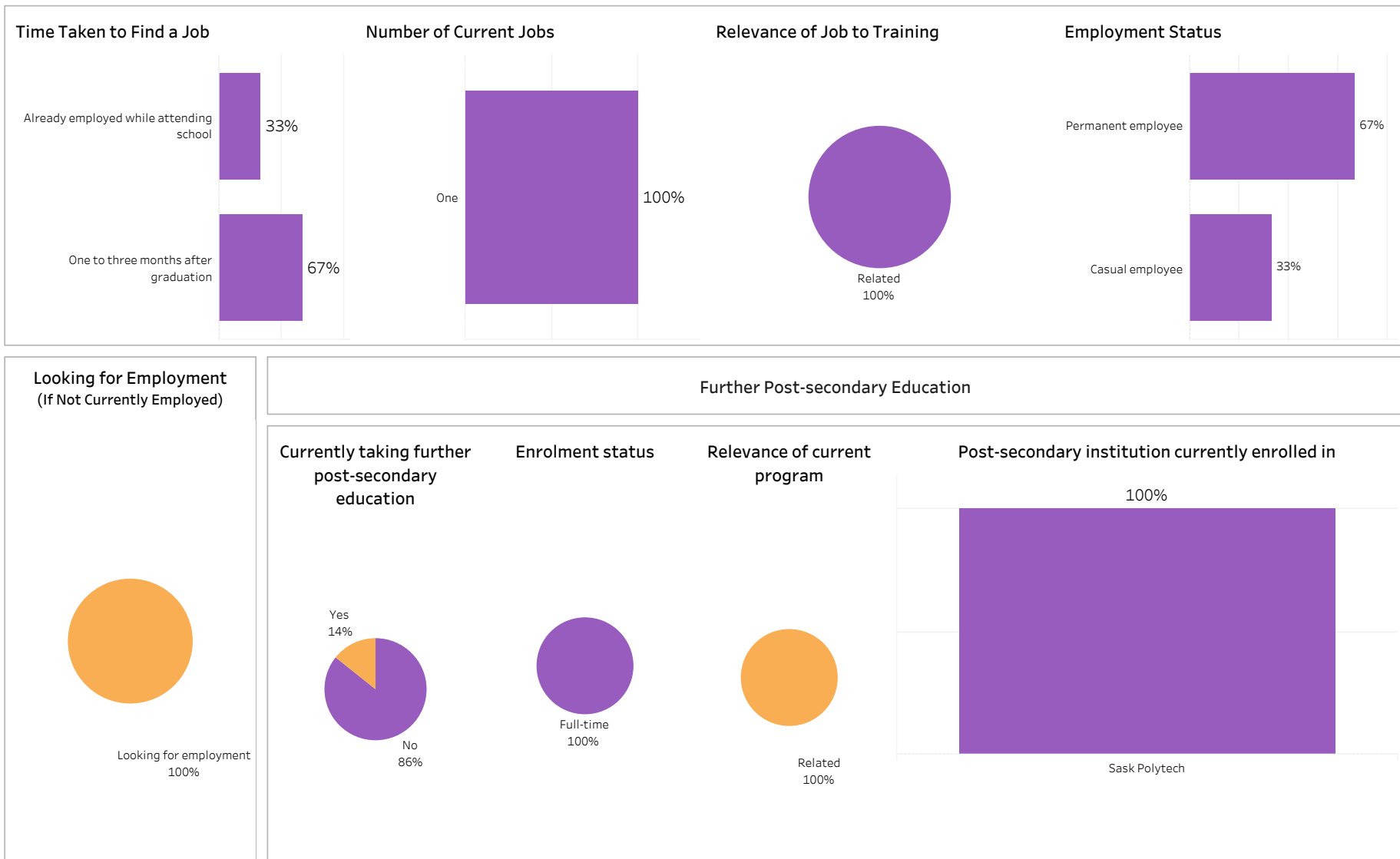
Institutional Research and Analysis (IR&A)



## 2018-19 Graduate Follow-up Survey Summary of Results (2/2)

Campus: **Prince Albert**; School: **Human Services & Community Safety**; Program: **Security Officer**;  
Credential: **APCERT**; Program Type: **Con Ed - Sask Polytech Delivered**

Number of  
Respondents: 7



Institutional Research and Analysis (IR&A)



## 2018-19 Graduate Follow-up Survey Summary of Results (1/2)

School: **Human Services & Community Safety**; Program: **Security Officer**; Campus: **Prince Albert**;  
Credential: **APCERT**; Program Type: **Con Ed - Brokered**

Number of Respondents:  
10

Class of Graduates  
2018-19

Base/Con Ed/Brokered  
Con Ed - Brokered

School  
Human Services & Com..

Program  
Security Officer

Administering Campus  
Prince Albert

Credential  
APCERT

Indigenous  
All

### Overall Employment

Available Workforce	# of Grads Employed	Employment Rate	# of Full-time Employed Grads	Full-time Employment Rate
8	3	38%	3	38%

### Training Related Employment

Available Workforce	# of Grads Employed	Employment Rate	# of Full-time Employed Grads	Full-time Employment Rate
8	1	13%	1	13%

### Location of Employment

Saskatoon	Regina	Moose Jaw	Prince Albert	Elsewhere in SK	Outside Sask
33%	0%	0%	0%	33%	33%

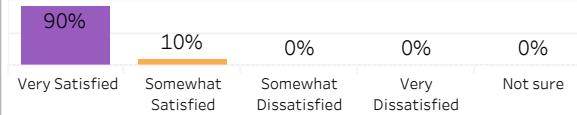
### Average Annual Salary

Overall (\$)	21,435
Full-time Training Related (\$)	

### Salary by Location

	Overall (\$)	Full-time Training Related (\$)
Saskatoon		
Elsewhere in SK	12,870	
Alberta	30,000	

### Overall Satisfaction with Program



### Satisfaction with Sask Polytech

Satisfied with the decision to attend Saskpolytech	Recommend program to others	Recommend Saskpolytech to others
100%	100%	100%

### Satisfaction with Campus Facilities & Services

■ Satisfied ■ Dissatisfied ■ Not sure

#### Campus facilities



#### Campus activities



#### Instruction delivered



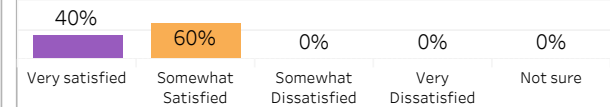
#### Student support services



#### Educational experience

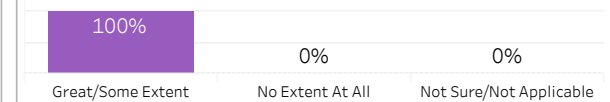


### Relevance of Program to Field of Employment

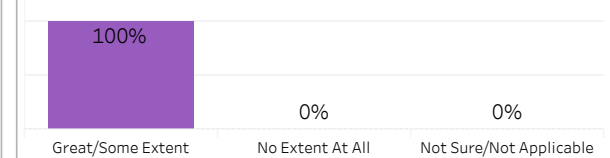


### Program Benefits

#### Skills and knowledge relevant in the workplace



#### Improved earning potential



#### Improved employment opportunities



### Location of Current Residence

Saskatoon	Elsewhere in SK	Outside Sask
10%	70%	20%

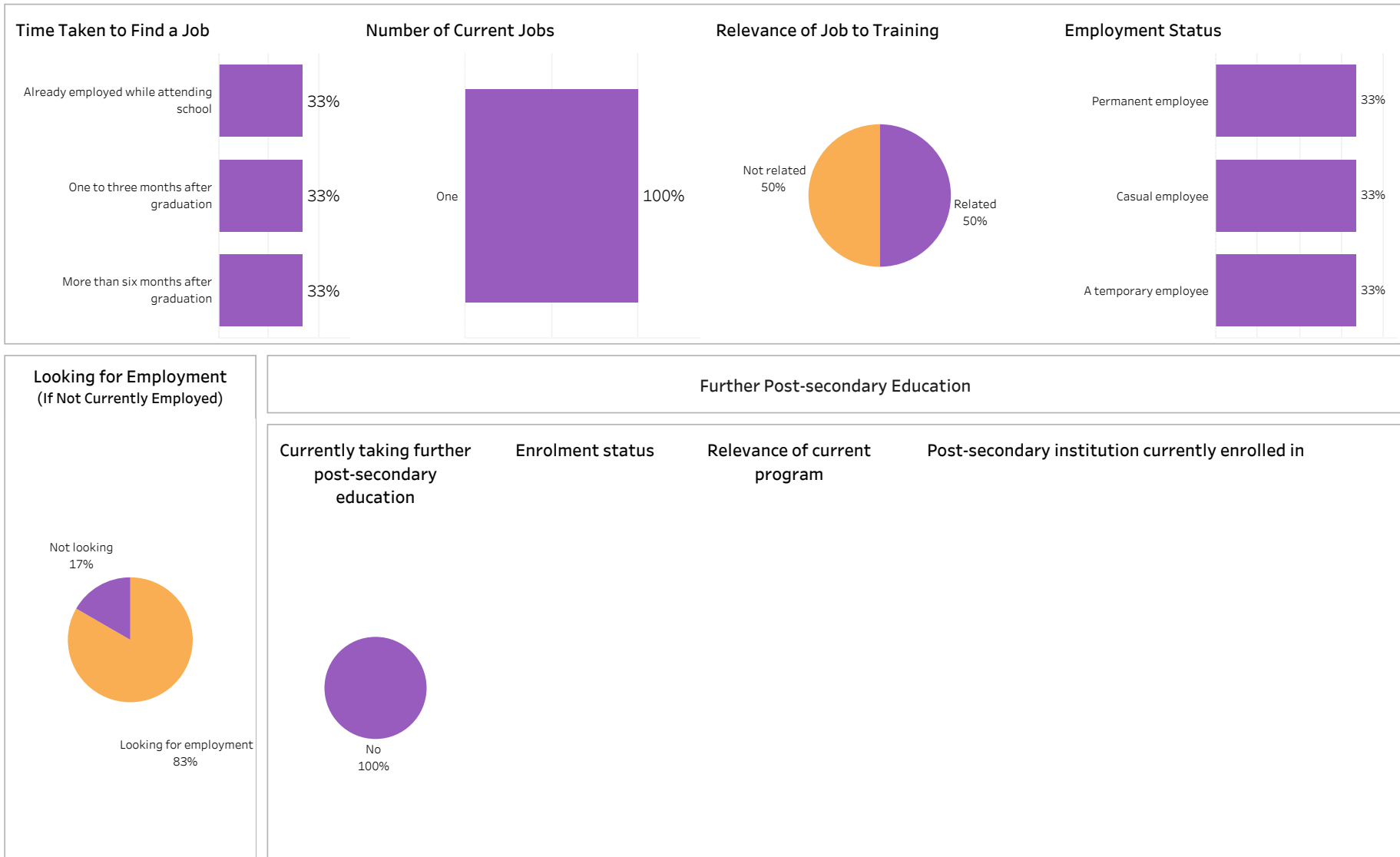
Institutional Research and Analysis (IR&A)



## 2018-19 Graduate Follow-up Survey Summary of Results (2/2)

Campus: **Prince Albert**; School: **Human Services & Community Safety**; Program: **Security Officer**;  
Credential: **APCERT**; Program Type: **Con Ed - Brokered**

Number of  
Respondents: 10





## 2018-19 Graduate Follow-up Survey Summary of Results (1/2)

Number of Respondents: 1

School: **Human Services & Community Safety**; Program: **Victim Services Coordination**; Campus: **Prince Albert**; Credential: **APCERT**; Program Type: **Con Ed - Sask Polytech Delivered**

Class of Graduates  
2018-19

Base/Con Ed/Brokered  
Con Ed - Sask Polytech D..

School  
Human Services & Com..

Program  
Victim Services Coordin..

Administering Campus  
Prince Albert

Credential  
APCERT

Indigenous  
All

### Overall Employment

Available Workforce	# of Grads Employed	Employment Rate	# of Full-time Employed Grads	Full-time Employment Rate
1	1	100%	0	0%

### Training Related Employment

Available Workforce	# of Grads Employed	Employment Rate	# of Full-time Employed Grads	Full-time Employment Rate
1	1	100%		

### Location of Employment

Saskatoon	Regina	Moose Jaw	Prince Albert	Elsewhere in SK	Outside Sask
0%	0%	0%	0%	100%	0%

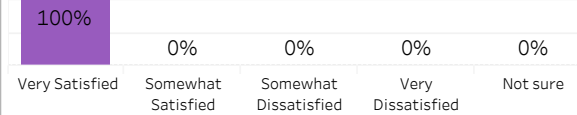
### Average Annual Salary

Overall (\$)	11,232
Full-time Training Related (\$)	

### Salary by Location

	Overall (\$)	Full-time Training Related (\$)
Elsewhere in SK	11,232	

### Overall Satisfaction with Program



### Satisfaction with Sask Polytech

Satisfied with the decision to attend Saskpolytech	Recommend program to others	Recommend Saskpolytech to others
100%	100%	100%

### Satisfaction with Campus Facilities & Services

**Satisfied** **Dissatisfied** **Not sure**

#### Campus facilities



#### Campus activities



#### Instruction delivered



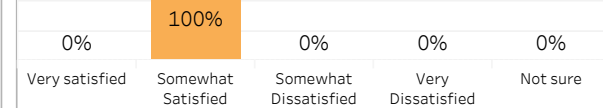
#### Student support services



#### Educational experience

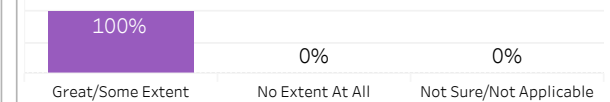


### Relevance of Program to Field of Employment

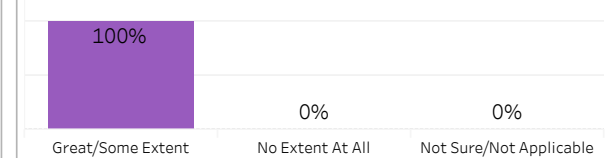


### Program Benefits

#### Skills and knowledge relevant in the workplace



#### Improved earning potential



#### Improved employment opportunities



### Location of Current Residence



Institutional Research and Analysis (IR&A)

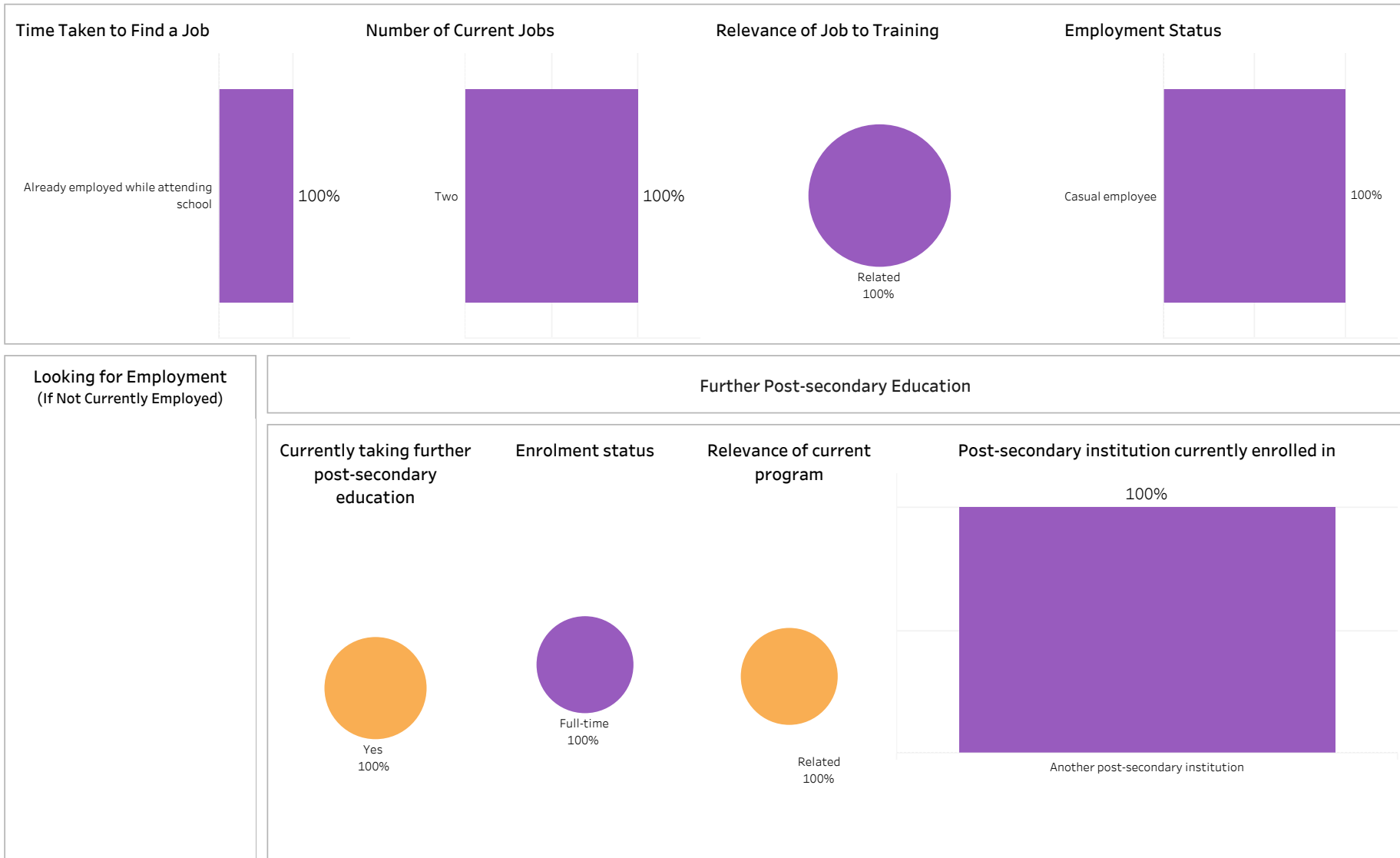




## 2018-19 Graduate Follow-up Survey Summary of Results (2/2)

Campus: **Prince Albert**; School: **Human Services & Community Safety**; Program: **Victim Services Coordination**; Credential: **APCERT**; Program Type: **Con Ed - Sask Polytech Delivered**

Number of  
Respondents: 1





# 2018-19 Graduate Follow-up Survey Summary of Results (1/2)

School: **Human Services & Community Safety**; Program: **Victim Services Coordination**; Campus: **Prince Albert**; Credential: **APCERT**; Program Type: **Con Ed - Brokered**

Number of Respondents: 1

Class of Graduates: 2018-19  
Base/Con Ed/Brokered: Con Ed - Brokered  
School: Human Services & Com..  
Program: Victim Services Coordin..  
Administering Campus: Prince Albert  
Credential: APCERT  
Indigenous: All

## Overall Employment

Available Workforce	# of Grads Employed	Employment Rate	# of Full-time Employed Grads	Full-time Employment Rate
1	1	100%	0	0%

## Training Related Employment

Available Workforce	# of Grads Employed	Employment Rate	# of Full-time Employed Grads	Full-time Employment Rate
1	0	0%		

## Location of Employment

Saskatoon	Regina	Moose Jaw	Prince Albert	Elsewhere in SK	Outside Sask
0%	0%	0%	0%	100%	0%

## Average Annual Salary

Overall (\$)	Full-time Training Related (\$)

## Salary by Location

Overall (\$)	Full-time Training Related (\$)
Elsewhere in SK	

## Overall Satisfaction with Program

0%	100%	0%	0%	0%
Very Satisfied	Somewhat Satisfied	Somewhat Dissatisfied	Very Dissatisfied	Not sure

## Satisfaction with Sask Polytech

Satisfied with the decision to attend Saskpolytech	Recommend program to others	Recommend Saskpolytech to others
100%	0%	100%

## Satisfaction with Campus Facilities & Services

■ Satisfied ■ Dissatisfied ■ Not sure

### Campus facilities



### Campus activities



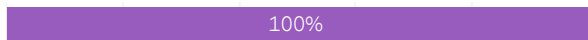
### Instruction delivered



### Student support services



### Educational experience

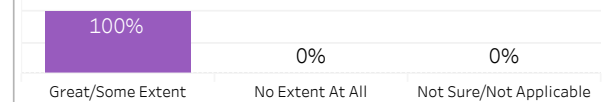


## Relevance of Program to Field of Employment

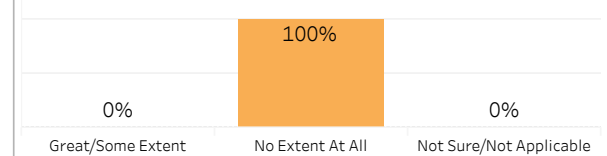
0%	0%	0%	100%	0%
Very satisfied	Somewhat Satisfied	Somewhat Dissatisfied	Very Dissatisfied	Not sure

## Program Benefits

### Skills and knowledge relevant in the workplace



### Improved earning potential



### Improved employment opportunities



## Location of Current Residence



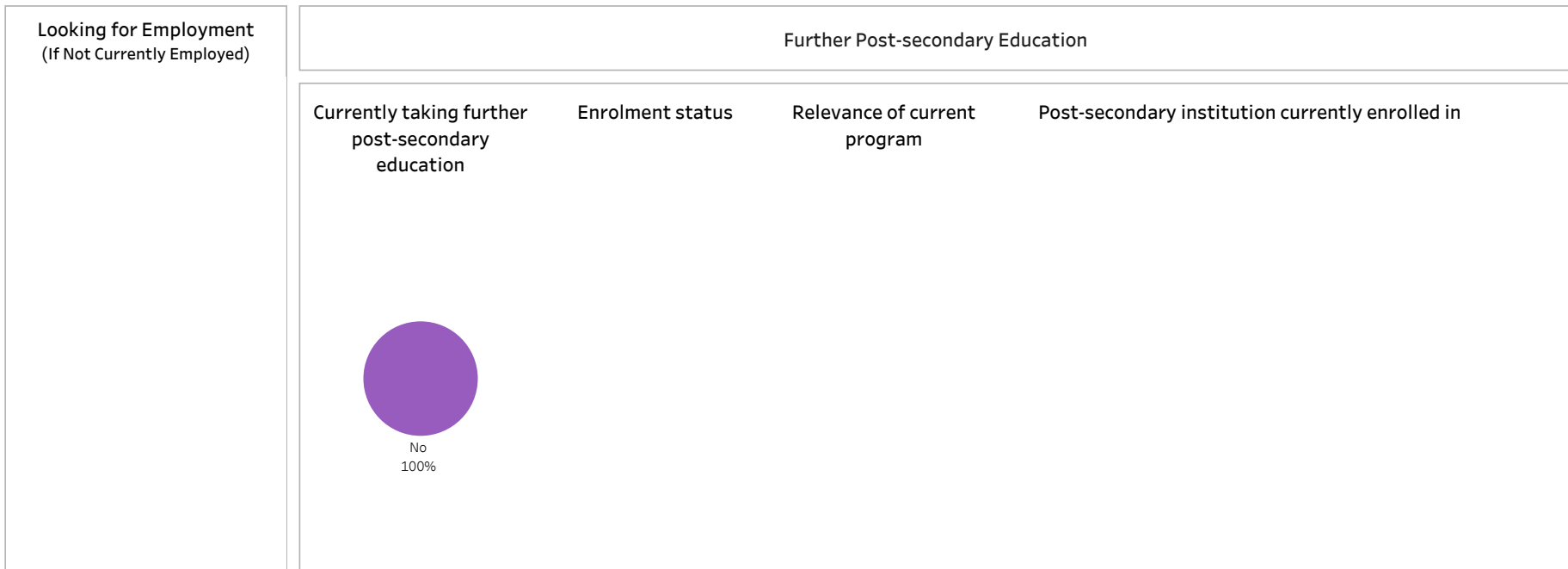
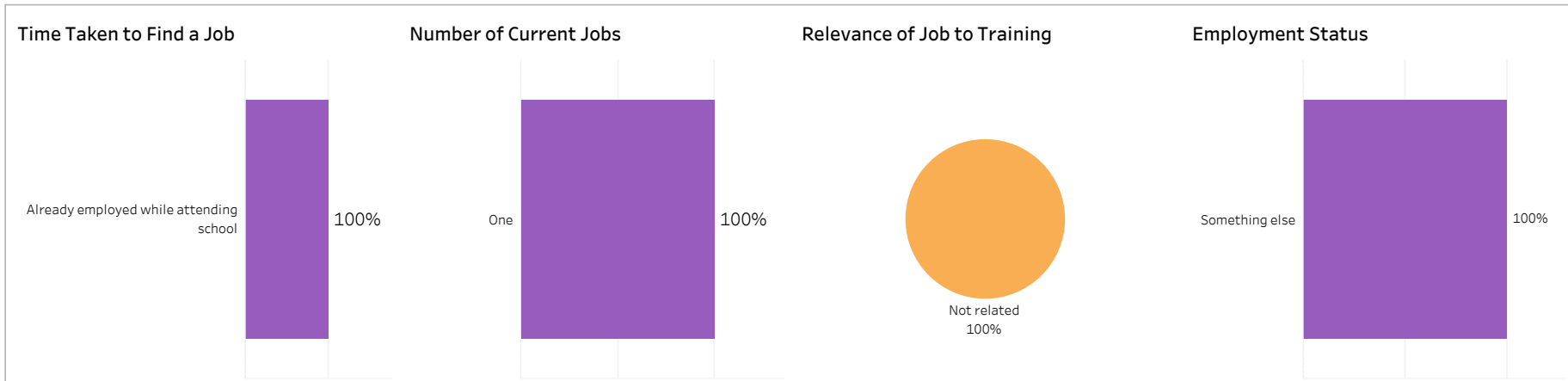
Institutional Research and Analysis (IR&A)



## 2018-19 Graduate Follow-up Survey Summary of Results (2/2)

Campus: **Prince Albert**; School: **Human Services & Community Safety**; Program: **Victim Services Coordination**; Credential: **APCERT**; Program Type: **Con Ed - Brokered**

Number of  
Respondents: 1





# 2018-19 Graduate Follow-up Survey Summary of Results (1/2)

School: **Human Services & Community Safety**; Program: **Victim Services Coordination**; Campus: **Regina**;  
Credential: **APCERT**; Program Type: **Con Ed - Sask Polytech Delivered**

Number of Respondents: 2

Class of Graduates: 2018-19  
Base/Con Ed/Brokered: Con Ed - Sask Polytech D..  
School: Human Services & Com..  
Program: Victim Services Coordin..  
Administering Campus: Regina  
Credential: APCERT  
Indigenous: All

## Overall Employment

Available Workforce	# of Grads Employed	Employment Rate	# of Full-time Employed Grads	Full-time Employment Rate
2	2	100%	2	100%

## Training Related Employment

Available Workforce	# of Grads Employed	Employment Rate	# of Full-time Employed Grads	Full-time Employment Rate
2	1	50%	1	50%

## Location of Employment

Saskatoon	Regina	Moose Jaw	Prince Albert	Elsewhere in SK	Outside Sask
50%	50%	0%	0%	0%	0%

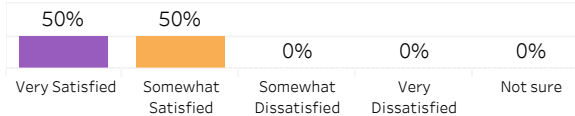
## Average Annual Salary

Overall (\$)	43,000
Full-time Training Related (\$)	36,000

## Salary by Location

	Overall (\$)	Full-time Training Related (\$)
Saskatoon	36,000	36,000
Regina	50,000	

## Overall Satisfaction with Program



## Satisfaction with Sask Polytech

Satisfied with the decision to attend Saskpolytech	Recommend program to others	Recommend Saskpolytech to others
100%	100%	100%

## Satisfaction with Campus Facilities & Services

Legend: Satisfied (Purple), Dissatisfied (Orange), Not sure (Pink)

### Campus facilities



### Campus activities



### Instruction delivered



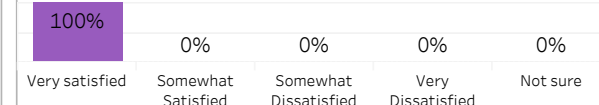
### Student support services



### Educational experience




## Relevance of Program to Field of Employment

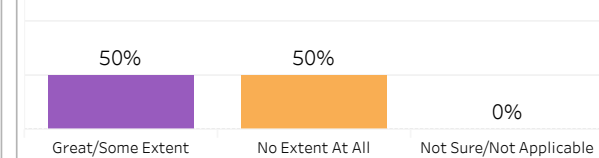


## Program Benefits

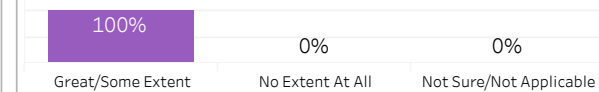
### Skills and knowledge relevant in the workplace



### Improved earning potential



### Improved employment opportunities



## Location of Current Residence

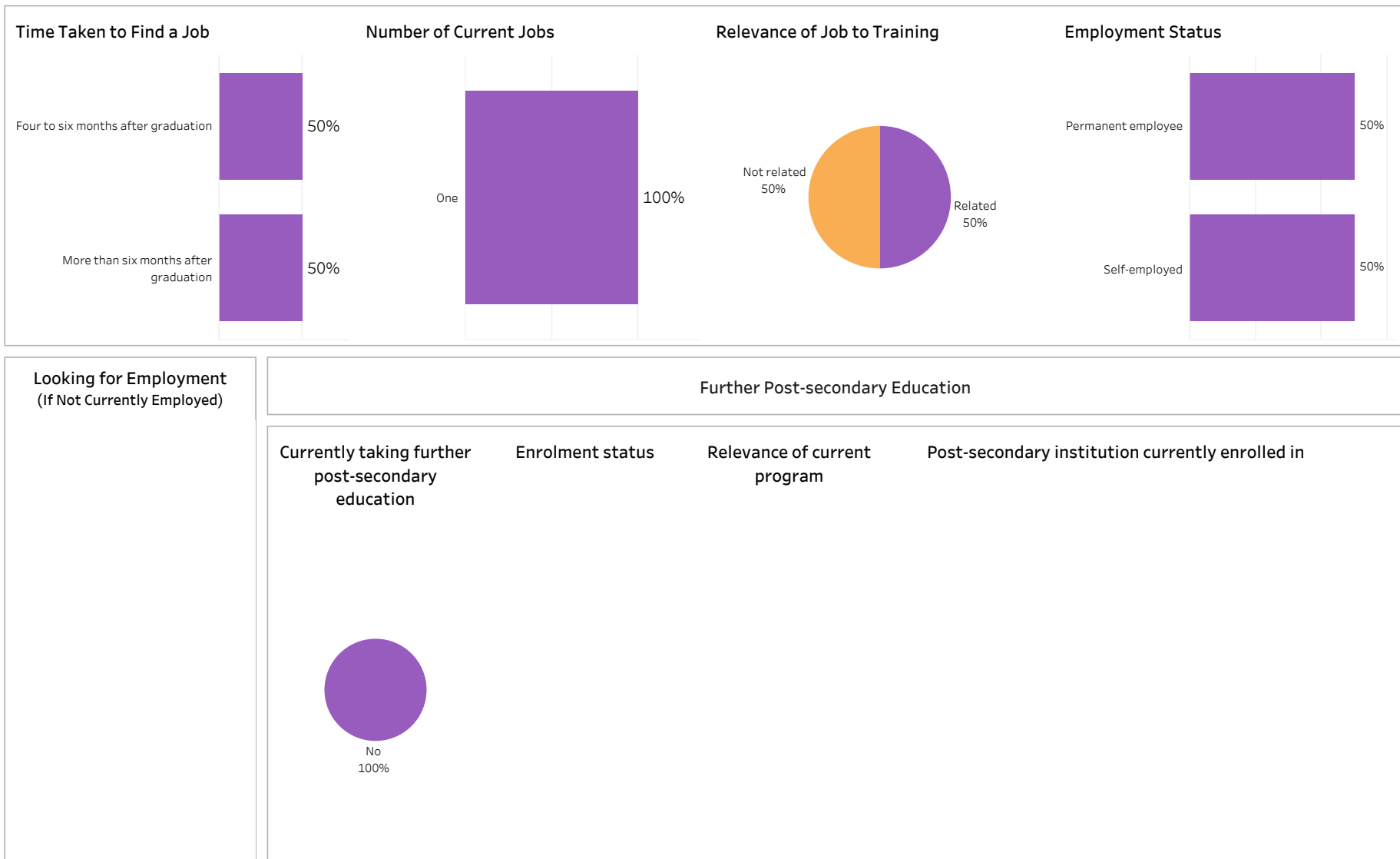
Saskatoon	Regina
50%	50%



## 2018-19 Graduate Follow-up Survey Summary of Results (2/2)

Campus: **Regina**; School: **Human Services & Community Safety**; Program: **Victim Services Coordination**;  
Credential: **APCERT**; Program Type: **Con Ed - Sask Polytech Delivered**

Number of  
Respondents: 2





# 2018-19 Graduate Follow-up Survey Summary of Results (1/2)

School: **Human Services & Community Safety**; Program: **Youth Care Worker**; Campus: **Regina**; Credential: **CERT**; Program Type: **Con Ed - Sask Polytech Delivered**

Number of Respondents:  
10

Class of Graduates: 2018-19  
Base/Con Ed/Brokered: Con Ed - Sask Polytech D..  
School: Human Services & Com..  
Program: Youth Care Worker  
Administering Campus: Regina  
Credential: CERT  
Indigenous: All

## Overall Employment

Available Workforce	# of Grads Employed	Employment Rate	# of Full-time Employed Grads	Full-time Employment Rate
10	10	100%	7	70%

## Training Related Employment

Available Workforce	# of Grads Employed	Employment Rate	# of Full-time Employed Grads	Full-time Employment Rate
10	6	60%	6	60%

## Location of Employment

Saskatoon	Regina	Moose Jaw	Prince Albert	Elsewhere in SK	Outside Sask
10%	70%	0%	0%	20%	0%

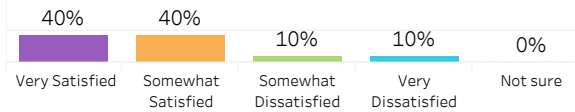
## Average Annual Salary

Overall (\$)	28,540
Full-time Training Related (\$)	35,895

## Salary by Location

	Overall (\$)	Full-time Training Related (\$)
Saskatoon		
Regina	28,540	35,895
Elsewhere in SK		

## Overall Satisfaction with Program



## Satisfaction with Sask Polytech

Satisfied with the decision to attend Saskpolytech	Recommend program to others	Recommend Saskpolytech to others
70%	70%	70%

## Satisfaction with Campus Facilities & Services

Legend: Satisfied (Purple), Dissatisfied (Orange), Not sure (Pink)

### Campus facilities



### Campus activities



### Instruction delivered



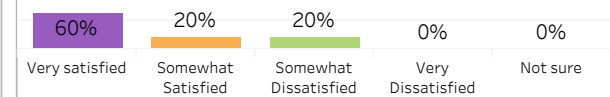
### Student support services



### Educational experience

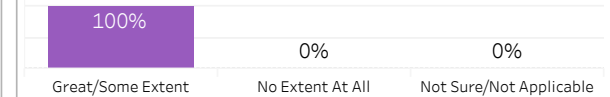


## Relevance of Program to Field of Employment

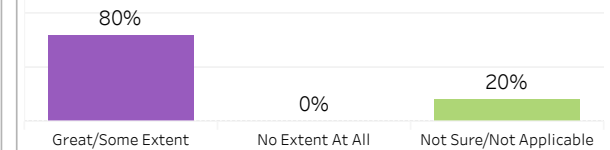


## Program Benefits

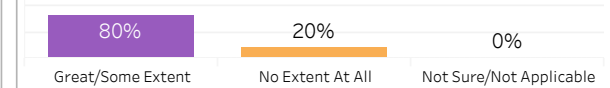
### Skills and knowledge relevant in the workplace



### Improved earning potential



### Improved employment opportunities



## Location of Current Residence

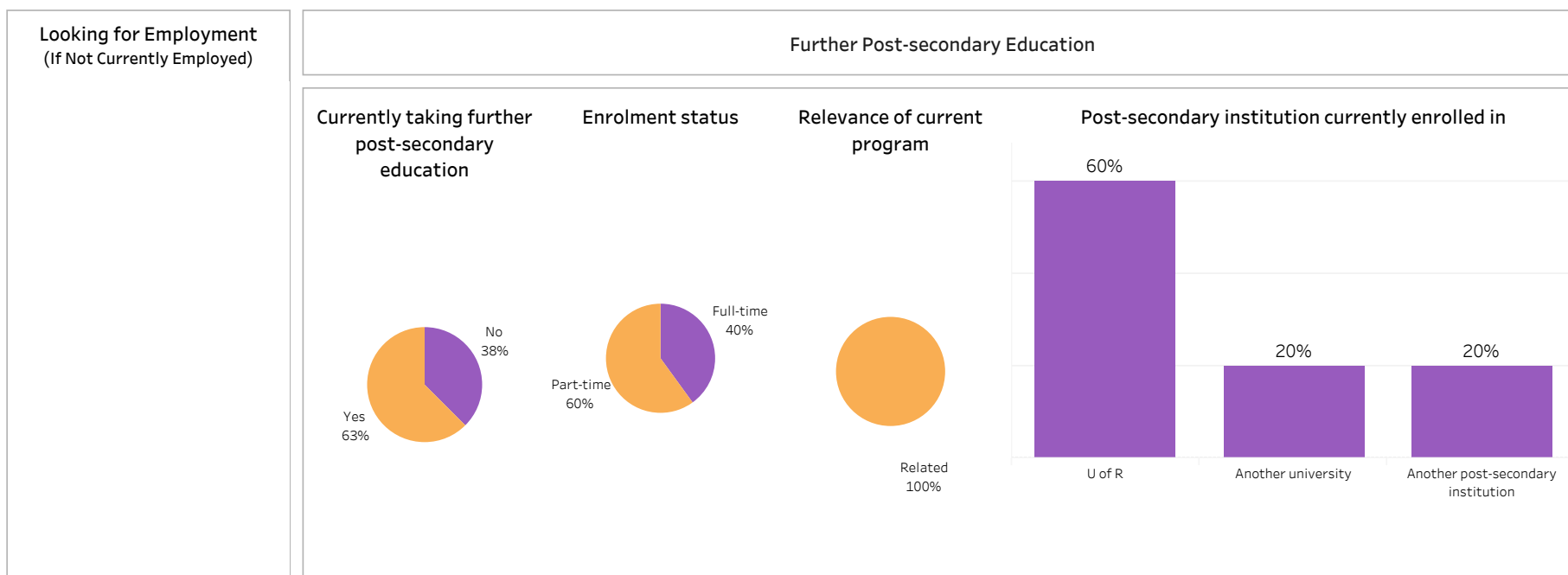
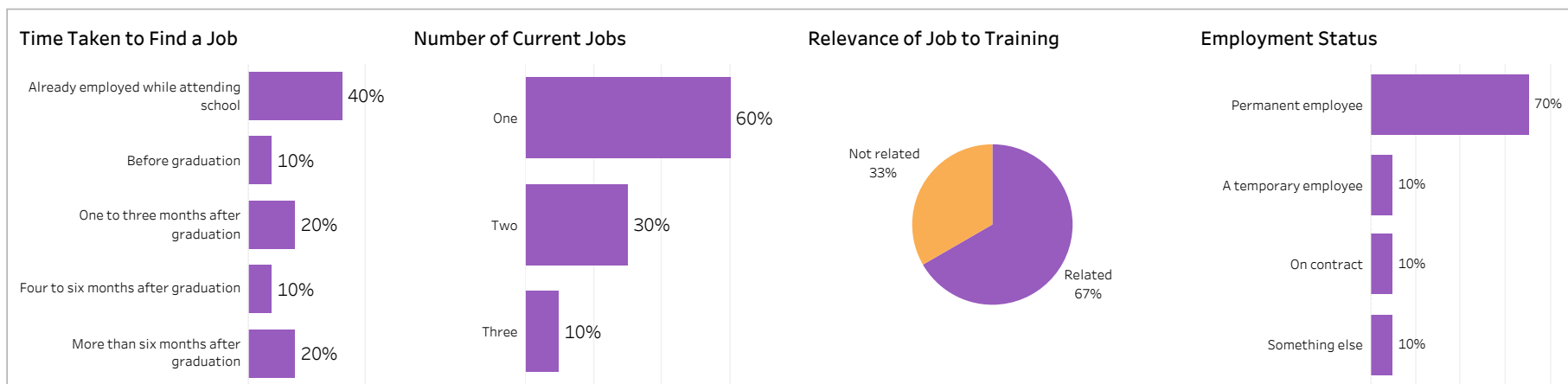
Saskatoon	Regina	Elsewhere in SK
20%	70%	10%



## 2018-19 Graduate Follow-up Survey Summary of Results (2/2)

Campus: **Regina**; School: **Human Services & Community Safety**; Program: **Youth Care Worker**; Credential: **CERT**; Program Type: **Con Ed - Sask Polytech Delivered**

Number of  
Respondents: 10





# 2018-19 Graduate Follow-up Survey Summary of Results (1/2)

School: **Human Services & Community Safety**; Program: **Youth Care Worker**; Campus: **Saskatoon**;  
Credential: **CERT**; Program Type: **Base**

Number of Respondents:  
19

Class of Graduates  
2018-19

Base/Con Ed/Brokered  
Base

School  
Human Services & Com..

Program  
Youth Care Worker

Administering Campus  
Saskatoon

Credential  
CERT

Indigenous  
All

## Overall Employment

Available Workforce	# of Grads Employed	Employment Rate	# of Full-time Employed Grads	Full-time Employment Rate
16	16	100%	16	100%

## Training Related Employment

Available Workforce	# of Grads Employed	Employment Rate	# of Full-time Employed Grads	Full-time Employment Rate
16	14	88%	14	88%

## Location of Employment

Saskatoon	Regina	Moose Jaw	Prince Albert	Elsewhere in SK	Outside Sask
75%	0%	0%	0%	13%	13%

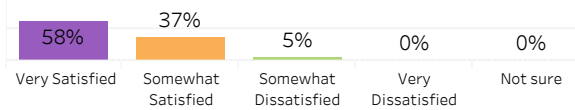
## Average Annual Salary

Overall (\$)	32,799
Full-time Training Related (\$)	32,750.88

## Salary by Location

	Overall (\$)	Full-time Training Related (\$)
Saskatoon	33,000	33,000
Elsewhere in SK	31,756	31,756
Alberta	33,280	
Outside of Canada		

## Overall Satisfaction with Program



## Satisfaction with Sask Polytech

Satisfied with the decision to attend Saskpolytech	Recommend program to others	Recommend Saskpolytech to others
95%	84%	89%

## Satisfaction with Campus Facilities & Services

■ Satisfied ■ Dissatisfied ■ Not sure

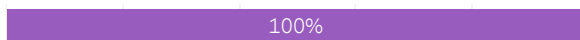
### Campus facilities



### Campus activities



### Instruction delivered



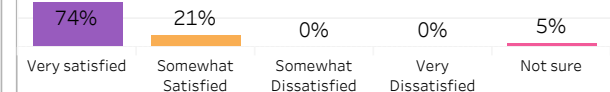
### Student support services



### Educational experience

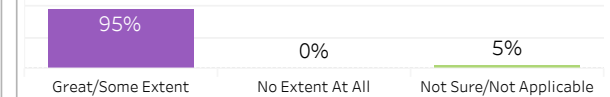


## Relevance of Program to Field of Employment

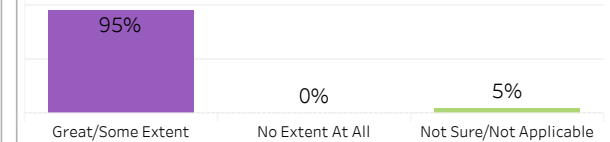


## Program Benefits

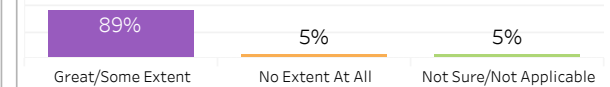
### Skills and knowledge relevant in the workplace



### Improved earning potential



### Improved employment opportunities



## Location of Current Residence

Saskatoon	Elsewhere in SK	Outside Sask
74%	16%	11%





## 2018-19 Graduate Follow-up Survey Summary of Results (2/2)

Campus: **Saskatoon**; School: **Human Services & Community Safety**; Program: **Youth Care Worker**;  
Credential: **CERT**; Program Type: **Base**

Number of  
Respondents: 19



Institutional Research and Analysis (IR&A)



## 2018-19 Graduate Follow-up Survey Summary of Results (1/2)

Number of Respondents: 4

School: **Human Services & Community Safety**; Program: **Youth Care Worker**; Campus: **Saskatoon**;  
Credential: **CERT**; Program Type: **Con Ed - Sask Polytech Delivered**

Class of Graduates: 2018-19    Base/Con Ed/Brokered: Con Ed - Sask Polytech D..    School: Human Services & Com..    Program: Youth Care Worker    Administering Campus: Saskatoon    Credential: CERT    Indigenous: All

### Overall Employment

Available Workforce	# of Grads Employed	Employment Rate	# of Full-time Employed Grads	Full-time Employment Rate
4	4	100%	3	75%

### Training Related Employment

Available Workforce	# of Grads Employed	Employment Rate	# of Full-time Employed Grads	Full-time Employment Rate
4	4	100%	3	75%

### Location of Employment

Saskatoon	Regina	Moose Jaw	Prince Albert	Elsewhere in SK	Outside Sask
0%	100%	0%	0%	0%	0%

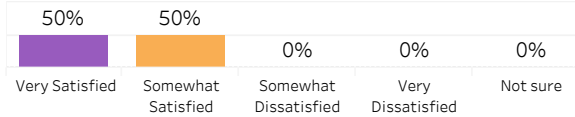
### Average Annual Salary

Overall (\$)	53,005
Full-time Training Related (\$)	53,005

### Salary by Location

	Overall (\$)	Full-time Training Related (\$)
Regina	53,005	53,005

### Overall Satisfaction with Program



### Satisfaction with Sask Polytech

Satisfied with the decision to attend Saskpolytech	Recommend program to others	Recommend Saskpolytech to others
100%	50%	100%

### Satisfaction with Campus Facilities & Services

■ Satisfied ■ Dissatisfied ■ Not sure

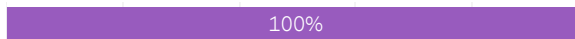
#### Campus facilities



#### Campus activities



#### Instruction delivered



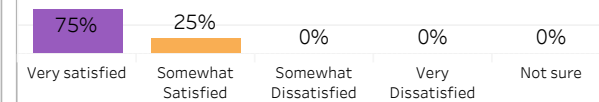
#### Student support services



#### Educational experience

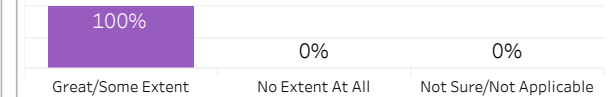


### Relevance of Program to Field of Employment

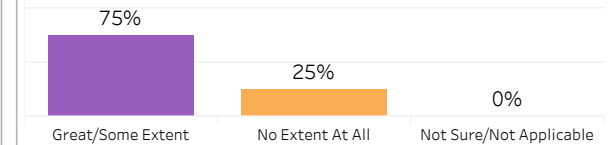


### Program Benefits

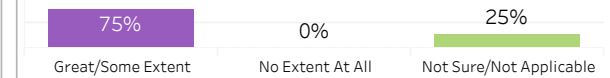
#### Skills and knowledge relevant in the workplace



#### Improved earning potential



#### Improved employment opportunities



### Location of Current Residence

Regina	Elsewhere in SK
75%	25%

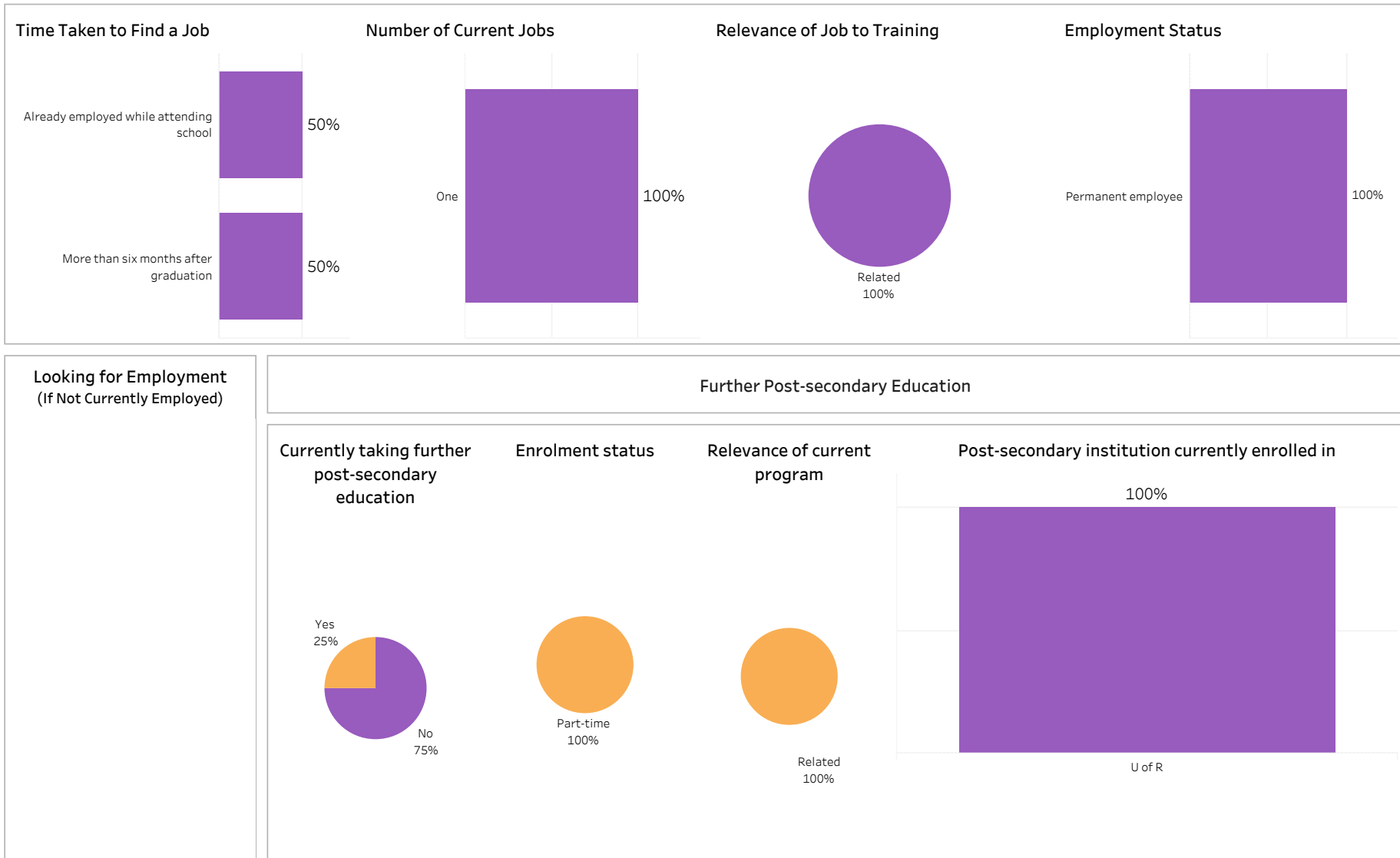
Institutional Research and Analysis (IR&A)



## 2018-19 Graduate Follow-up Survey Summary of Results (2/2)

Campus: **Saskatoon**; School: **Human Services & Community Safety**; Program: **Youth Care Worker**;  
Credential: **CERT**; Program Type: **Con Ed - Sask Polytech Delivered**

Number of  
Respondents: 4



Institutional Research and Analysis (IR&A)



# 2018-19 Graduate Follow-up Survey Summary of Results (1/2)

School: **Human Services & Community Safety**; Program: **Youth Care Worker**; Campus: **Saskatoon**;  
Credential: **CERT**; Program Type: **Con Ed - Brokered**

Number of Respondents: 6

Class of Graduates  
2018-19

Base/Con Ed/Brokered  
Con Ed - Brokered

School  
Human Services & Com..

Program  
Youth Care Worker

Administering Campus  
Saskatoon

Credential  
CERT

Indigenous  
All

## Overall Employment

Available Workforce	# of Grads Employed	Employment Rate	# of Full-time Employed Grads	Full-time Employment Rate
5	5	100%	3	60%

## Training Related Employment

Available Workforce	# of Grads Employed	Employment Rate	# of Full-time Employed Grads	Full-time Employment Rate
5	4	80%	3	60%

## Location of Employment

Saskatoon	Regina	Moose Jaw	Prince Albert	Elsewhere in SK	Outside Sask
40%	0%	0%	0%	40%	20%

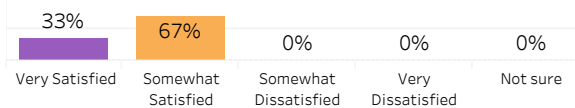
## Average Annual Salary

Overall (\$)	34,392
Full-time Training Related (\$)	45,348

## Salary by Location

	Overall (\$)	Full-time Training Related (\$)
Saskatoon	58,240	58,240
Elsewhere in SK	22,468	32,456
Manitoba		

## Overall Satisfaction with Program



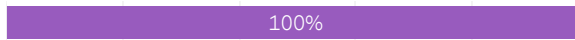
## Satisfaction with Sask Polytech

Satisfied with the decision to attend Saskpolytech	Recommend program to others	Recommend Saskpolytech to others
100%	100%	100%

## Satisfaction with Campus Facilities & Services

■ Satisfied
 ■ Dissatisfied
 ■ Not sure

### Campus facilities



### Campus activities



### Instruction delivered



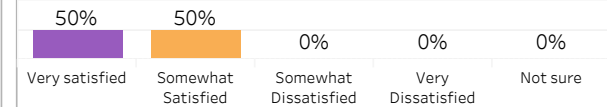
### Student support services



### Educational experience

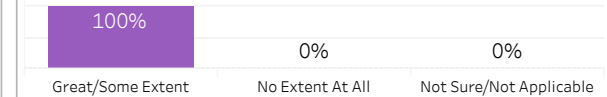


## Relevance of Program to Field of Employment

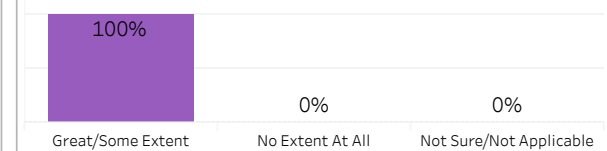


## Program Benefits

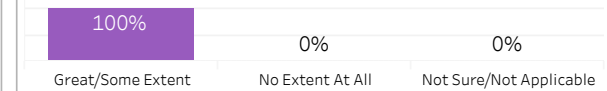
### Skills and knowledge relevant in the workplace



### Improved earning potential



### Improved employment opportunities



## Location of Current Residence

Saskatoon	Elsewhere in SK	Outside Sask
33%	50%	17%



## 2018-19 Graduate Follow-up Survey Summary of Results (2/2)

Campus: **Saskatoon**; School: **Human Services & Community Safety**; Program: **Youth Care Worker**;  
Credential: **CERT**; Program Type: **Con Ed - Brokered**

Number of  
Respondents: 6



Institutional Research and Analysis (IR&A)



# 2018-19 Graduate Follow-up Survey Summary of Results (1/2)

School: **Human Services & Community Safety**; Program: **Youth Care Worker**; Campus: **Saskatoon**;  
Credential: **DIP**; Program Type: **Base**

Number of Respondents: 3

Class of Graduates: 2018-19      Base/Con Ed/Brokered: Base      School: Human Services & Com..  
Program: Youth Care Worker      Administering Campus: Saskatoon      Credential: DIP      Indigenous: All

## Overall Employment

Available Workforce	# of Grads Employed	Employment Rate	# of Full-time Employed Grads	Full-time Employment Rate
1	1	100%	1	100%

## Training Related Employment

Available Workforce	# of Grads Employed	Employment Rate	# of Full-time Employed Grads	Full-time Employment Rate
1	1	100%	1	100%

## Location of Employment

Saskatoon	Regina	Moose Jaw	Prince Albert	Elsewhere in SK	Outside Sask
100%	0%	0%	0%	0%	0%

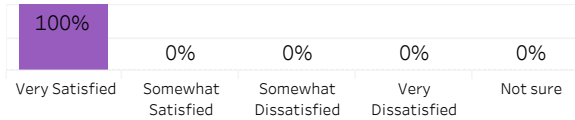
## Average Annual Salary

Overall (\$)	28,800
Full-time Training Related (\$)	28,800

## Salary by Location

	Overall (\$)	Full-time Training Related (\$)
Saskatoon	28,800	28,800

## Overall Satisfaction with Program



## Satisfaction with Sask Polytech

Satisfied with the decision to attend Saskpolytech	Recommend program to others	Recommend Saskpolytech to others
100%	100%	100%

## Satisfaction with Campus Facilities & Services

Legend: Satisfied (Purple), Dissatisfied (Orange), Not sure (Pink)

### Campus facilities



### Campus activities



### Instruction delivered



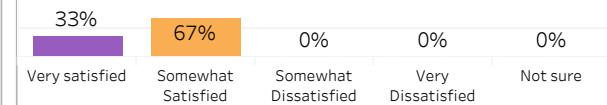
### Student support services



### Educational experience

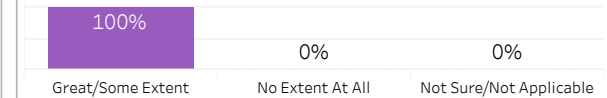


## Relevance of Program to Field of Employment

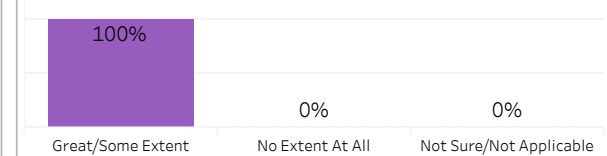


## Program Benefits

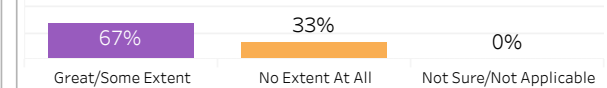
### Skills and knowledge relevant in the workplace



### Improved earning potential



### Improved employment opportunities



## Location of Current Residence

Saskatoon	Outside Sask
67%	33%



## 2018-19 Graduate Follow-up Survey Summary of Results (2/2)

Campus: **Saskatoon**; School: **Human Services & Community Safety**; Program: **Youth Care Worker**;  
Credential: **DIP**; Program Type: **Base**

Number of  
Respondents: 3



Institutional Research and Analysis (IR&A)



## 2018-19 Graduate Follow-up Survey Summary of Results (1/2)

School: **Human Services & Community Safety**; Program: **Youth Care Worker**; Campus: **Saskatoon**;  
Credential: **DIP**; Program Type: **Con Ed - Sask Polytech Delivered**

Number of Respondents: 1

Class of Graduates 2018-19	Base/Con Ed/Brokered Con Ed - Sask Polytech D..	School Human Services & Com..	Program Youth Care Worker	Administering Campus Saskatoon	Credential DIP	Indigenous All
-------------------------------	--	----------------------------------	------------------------------	-----------------------------------	-------------------	-------------------

### Overall Employment

Available Workforce	# of Grads Employed	Employment Rate	# of Full-time Employed Grads	Full-time Employment Rate
---------------------	---------------------	-----------------	-------------------------------	---------------------------

### Training Related Employment

Available Workforce	# of Grads Employed	Employment Rate	# of Full-time Employed Grads	Full-time Employment Rate
---------------------	---------------------	-----------------	-------------------------------	---------------------------

### Location of Employment

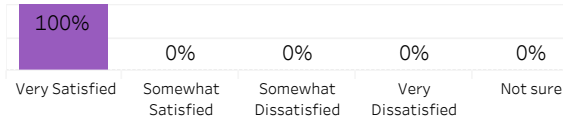
Saskatoon	Regina	Moose Jaw	Prince Albert	Elsewhere in SK	Outside Sask
-----------	--------	-----------	---------------	-----------------	--------------

### Average Annual Salary

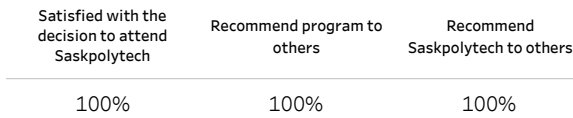
Overall (\$)	
Full-time Training Related (\$)	

### Salary by Location

### Overall Satisfaction with Program



### Satisfaction with Sask Polytech



### Satisfaction with Campus Facilities & Services

■ Satisfied
 ■ Dissatisfied
 ■ Not sure

#### Campus facilities



#### Campus activities



#### Instruction delivered



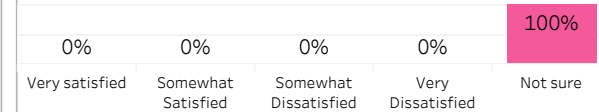
#### Student support services



#### Educational experience

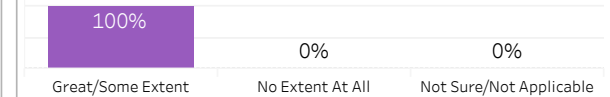


### Relevance of Program to Field of Employment

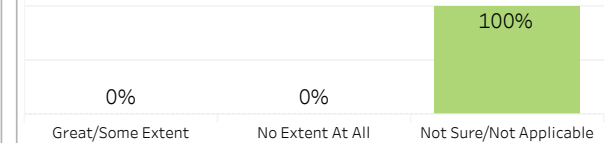


### Program Benefits

#### Skills and knowledge relevant in the workplace



#### Improved earning potential



#### Improved employment opportunities



### Location of Current Residence



Institutional Research and Analysis (IR&A)





## 2018-19 Graduate Follow-up Survey

### Summary of Results (2/2)

Campus: **Saskatoon**; School: **Human Services & Community Safety**; Program: **Youth Care Worker**;

Credential: **DIP**; Program Type: **Con Ed - Sask Polytech Delivered**

Number of  
Respondents: 1

Time Taken to Find a Job

Number of Current Jobs

Relevance of Job to Training

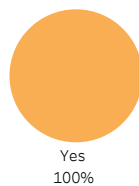
Employment Status

Looking for Employment  
(If Not Currently Employed)



Further Post-secondary Education


Currently taking further  
post-secondary  
education



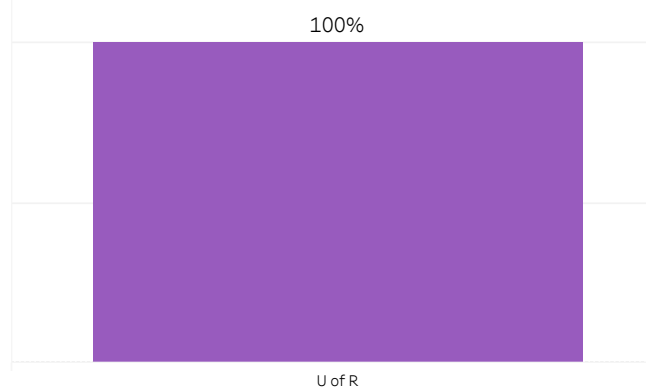
Enrolment status



Relevance of current  
program



Post-secondary institution currently enrolled in





## 2018-19 Graduate Follow-up Survey Summary of Results (1/2)

School: **Human Services & Community Safety**; Program: **Youth Care Worker**; Campus: **Saskatoon**;  
Credential: **DIP**; Program Type: **Con Ed - Brokered**

Number of Respondents: 4

Class of Graduates  
2018-19

Base/Con Ed/Brokered  
Con Ed - Brokered

School  
Human Services & Com..

Program  
Youth Care Worker

Administering Campus  
Saskatoon

Credential  
DIP

Indigenous  
All

### Overall Employment

Available Workforce	# of Grads Employed	Employment Rate	# of Full-time Employed Grads	Full-time Employment Rate
4	4	100%	2	50%

### Training Related Employment

Available Workforce	# of Grads Employed	Employment Rate	# of Full-time Employed Grads	Full-time Employment Rate
4	2	50%	1	25%

### Location of Employment

Saskatoon	Regina	Moose Jaw	Prince Albert	Elsewhere in SK	Outside Sask
25%	0%	0%	0%	75%	0%

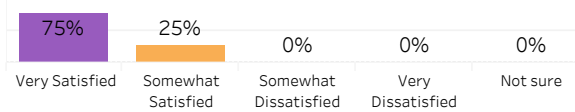
### Average Annual Salary

Overall (\$)	22,893
Full-time Training Related (\$)	38,000

### Salary by Location

	Overall (\$)	Full-time Training Related (\$)
Saskatoon	10,920	
Elsewhere in SK	28,880	38,000

### Overall Satisfaction with Program



### Satisfaction with Sask Polytech

Satisfied with the decision to attend Saskpolytech	Recommend program to others	Recommend Saskpolytech to others
100%	100%	100%

### Satisfaction with Campus Facilities & Services

■ Satisfied ■ Dissatisfied ■ Not sure

#### Campus facilities



#### Campus activities



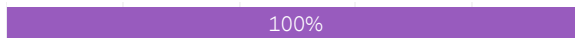
#### Instruction delivered



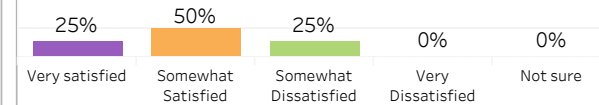
#### Student support services



#### Educational experience

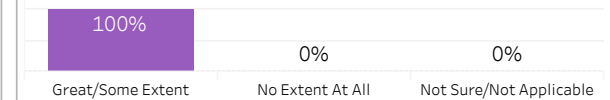


### Relevance of Program to Field of Employment

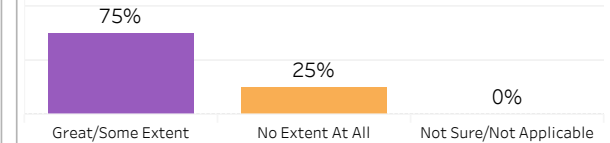


### Program Benefits

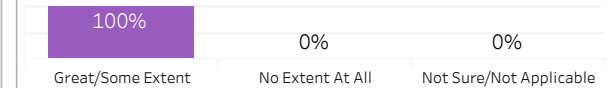
#### Skills and knowledge relevant in the workplace



#### Improved earning potential



#### Improved employment opportunities



### Location of Current Residence

Saskatoon	Elsewhere in SK
25%	75%

Institutional Research and Analysis (IR&A)

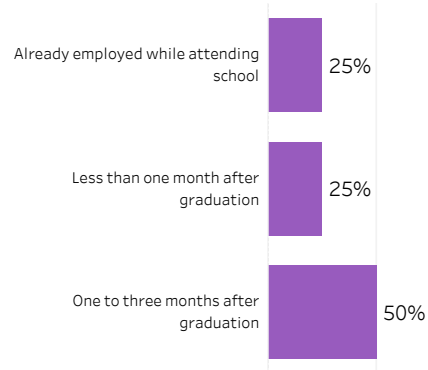


## 2018-19 Graduate Follow-up Survey Summary of Results (2/2)

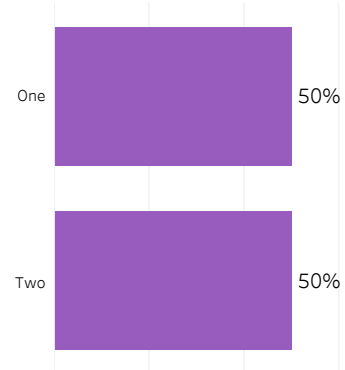
Campus: **Saskatoon**; School: **Human Services & Community Safety**; Program: **Youth Care Worker**;  
Credential: **DIP**; Program Type: **Con Ed - Brokered**

Number of  
Respondents: 4

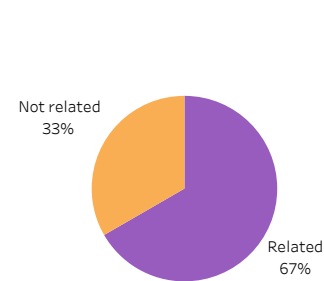
### Time Taken to Find a Job



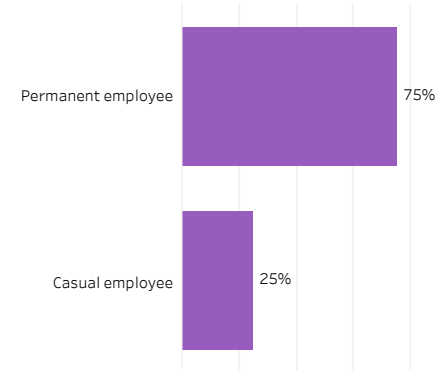
### Number of Current Jobs



### Relevance of Job to Training



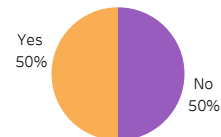
### Employment Status



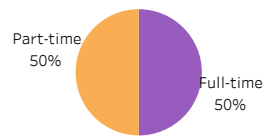
### Looking for Employment (If Not Currently Employed)

### Further Post-secondary Education

#### Currently taking further post-secondary education




#### Enrolment status



#### Relevance of current program



#### Post-secondary institution currently enrolled in



# School of Information & Communications Technology



## 2018-19 Graduate Follow-up Survey Summary of Results (1/2)

School: **Information & Communication Technology**; Program: **All**; Campus: **All**; Credential: **All**; Program Type: **All**

Number of Respondents:  
98

Class of Graduates  
2018-19

Base/Con Ed/Brokered  
All

School  
Information & Communi..

Program  
All

Administering Campus  
All

Credential  
All

Indigenous  
All

### Overall Employment

Available Workforce	# of Grads Employed	Employment Rate	# of Full-time Employed Grads	Full-time Employment Rate
91	84	92%	75	82%

### Training Related Employment

Available Workforce	# of Grads Employed	Employment Rate	# of Full-time Employed Grads	Full-time Employment Rate
91	60	66%	57	63%

### Location of Employment

Saskatoon	Regina	Moose Jaw	Prince Albert	Elsewhere in SK	Outside Sask
36%	43%	2%	2%	11%	5%

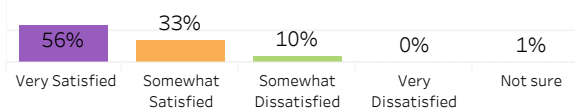
### Average Annual Salary

Overall (\$)	45,308
Full-time Training Related (\$)	50,348

### Salary by Location

	Overall (\$)	Full-time Training Related (\$)
Saskatoon	50,203	52,519
Regina	44,969	50,166
Moose Jaw	17,472	
Prince Albert	31,200	31,200
Elsewhere in SK	40,595	44,366
Alberta	45,507	48,000

### Overall Satisfaction with Program



### Satisfaction with Sask Polytech

Satisfied with the decision to attend Saskpolytech	Recommend program to others	Recommend Saskpolytech to others
96%	88%	98%

### Satisfaction with Campus Facilities & Services

■ Satisfied ■ Dissatisfied ■ Not sure

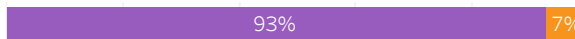
#### Campus facilities



#### Campus activities



#### Instruction delivered



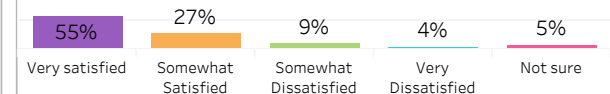
#### Student support services



#### Educational experience

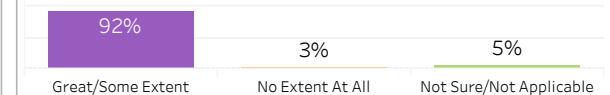


### Relevance of Program to Field of Employment

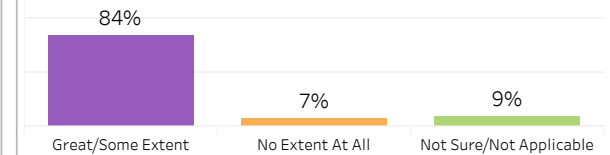


### Program Benefits

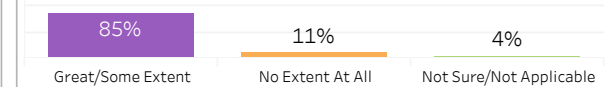
#### Skills and knowledge relevant in the workplace



#### Improved earning potential



#### Improved employment opportunities



### Location of Current Residence

Saskatoon	Regina	Moose Jaw	Prince Albert	Elsewhere in SK	Outside Sask
33%	46%	4%	3%	11%	3%

Institutional Research and Analysis (IR&A)

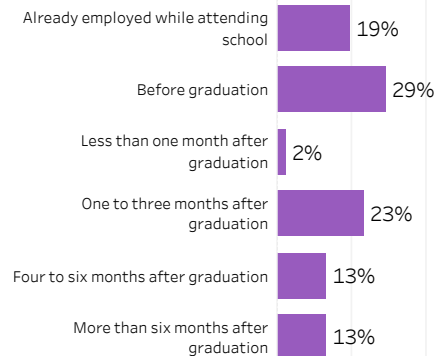


## 2018-19 Graduate Follow-up Survey Summary of Results (2/2)

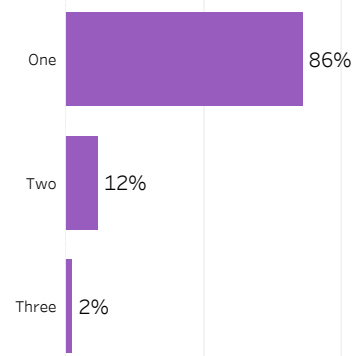
Campus: **All**; School: **Information & Communication Technology**; Program: **All**; Credential: **All**; Program Type: **All**

Number of  
Respondents: 98

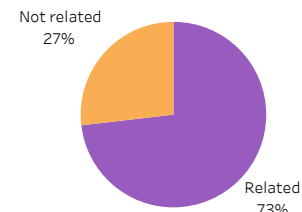
### Time Taken to Find a Job



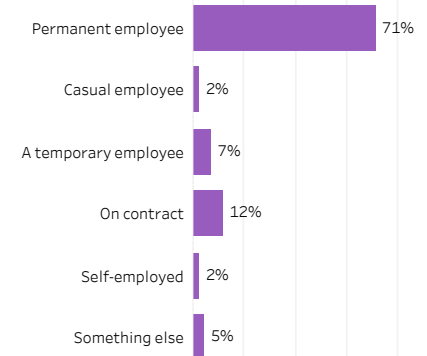
### Number of Current Jobs



### Relevance of Job to Training



### Employment Status

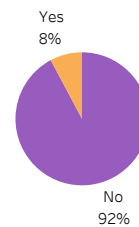


### Looking for Employment (If Not Currently Employed)

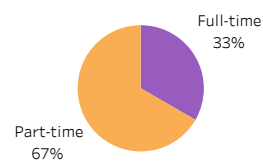


### Further Post-secondary Education

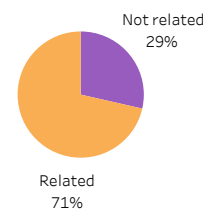
#### Currently taking further post-secondary education



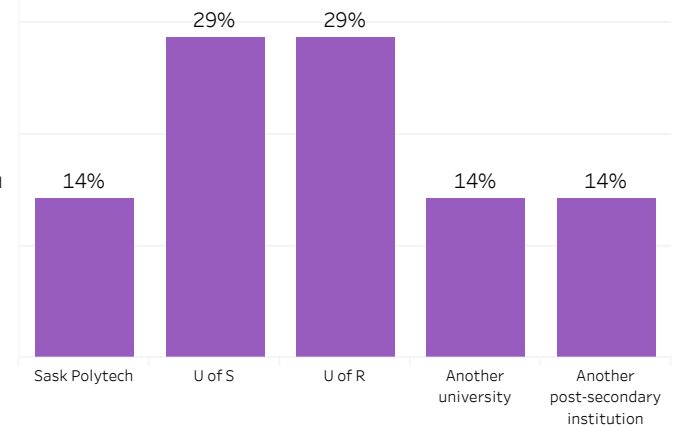
#### Enrolment status



#### Relevance of current program



#### Post-secondary institution currently enrolled in





# 2018-19 Graduate Follow-up Survey

## Summary of Results (1/2)

School: **Information & Communication Technology**; Program: **All**; Campus: **All**; Credential: **All**; Program Type: **Base**

Number of Respondents:  
97

Class of Graduates  
2018-19

Base/Con Ed/Brokered  
Base

School  
Information & Communi..

Program  
All

Administering Campus  
All

Credential  
All

Indigenous  
All

### Overall Employment

Available Workforce	# of Grads Employed	Employment Rate	# of Full-time Employed Grads	Full-time Employment Rate
90	83	92%	74	82%

### Training Related Employment

Available Workforce	# of Grads Employed	Employment Rate	# of Full-time Employed Grads	Full-time Employment Rate
90	59	66%	56	62%

### Location of Employment

Saskatoon	Regina	Moose Jaw	Prince Albert	Elsewhere in SK	Outside Sask
37%	44%	2%	2%	10%	5%

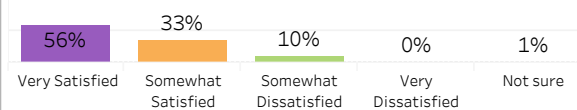
### Average Annual Salary

Overall (\$)	45,605
Full-time Training Related (\$)	50,877

### Salary by Location

	Overall (\$)	Full-time Training Related (\$)
Saskatoon	50,203	52,519
Regina	44,969	50,166
Moose Jaw	17,472	
Prince Albert	31,200	31,200
Elsewhere in SK	42,420	53,550
Alberta	45,507	48,000

### Overall Satisfaction with Program



### Satisfaction with Sask Polytech

Satisfied with the decision to attend Saskpolytech	Recommend program to others	Recommend Saskpolytech to others
96%	88%	98%

### Satisfaction with Campus Facilities & Services

■ Satisfied ■ Dissatisfied ■ Not sure

#### Campus facilities



#### Campus activities



#### Instruction delivered



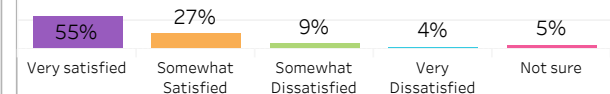
#### Student support services



#### Educational experience

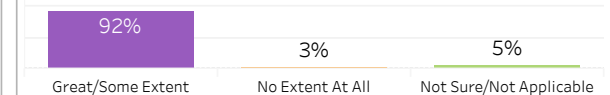


### Relevance of Program to Field of Employment

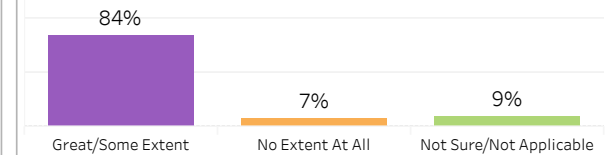


### Program Benefits

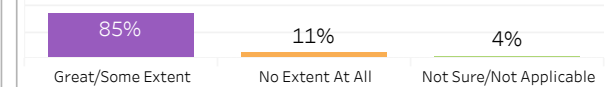
#### Skills and knowledge relevant in the workplace



#### Improved earning potential



#### Improved employment opportunities



### Location of Current Residence

Saskatoon	Regina	Moose Jaw	Prince Albert	Elsewhere in SK	Outside Sask
33%	46%	4%	3%	10%	3%

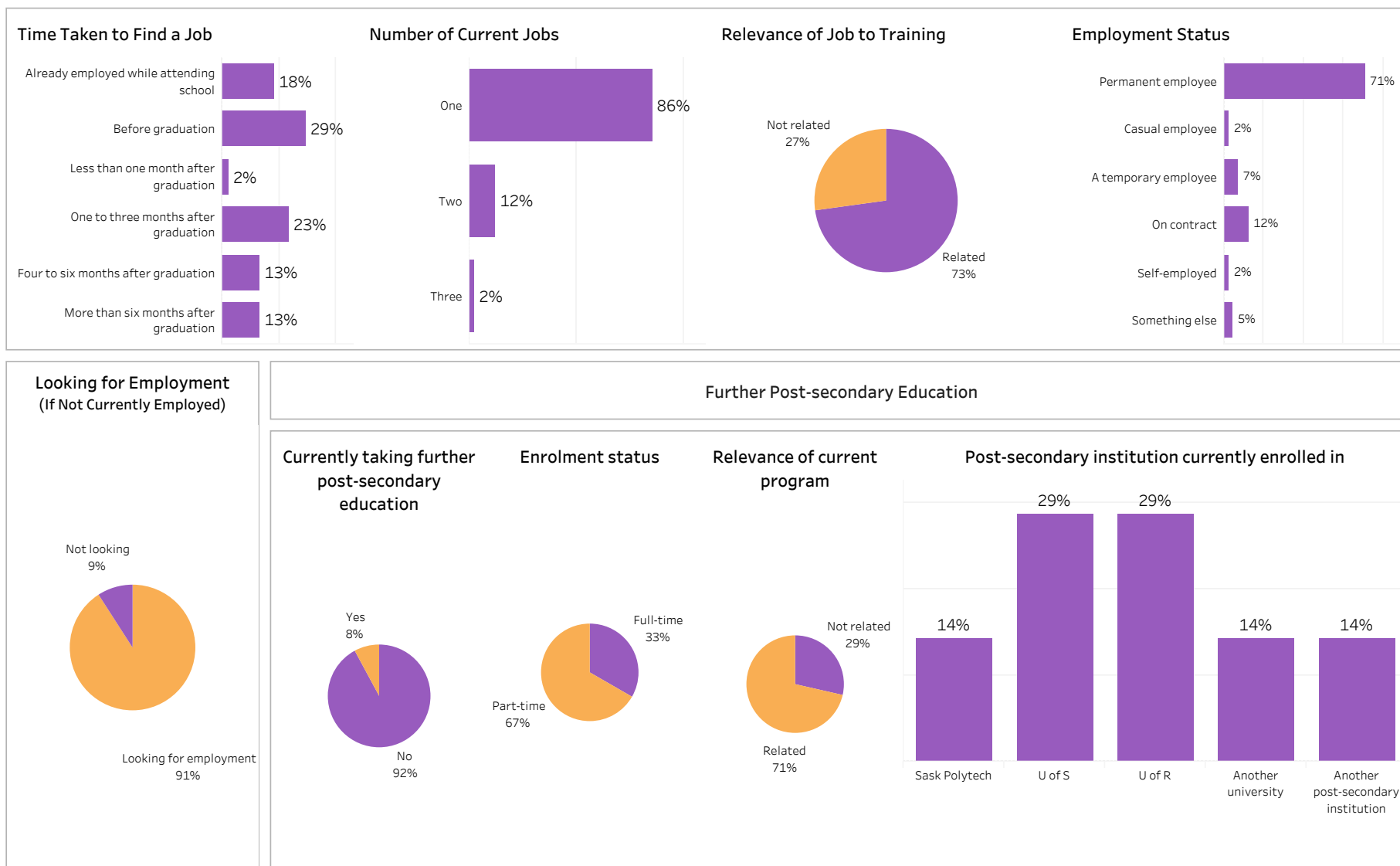
Institutional Research and Analysis (IR&A)



## 2018-19 Graduate Follow-up Survey Summary of Results (2/2)

Campus: **All**; School: **Information & Communication Technology**; Program: **All**; Credential: **All**; Program Type: **Base**

Number of  
Respondents: 97



Institutional Research and Analysis (IR&A)





# 2018-19 Graduate Follow-up Survey Summary of Results (1/2)

Number of Respondents: 1

School: **Information & Communication Technology**; Program: **All**; Campus: **Saskatoon**; Credential: **APCERT**;  
Program Type: **Con Ed - Sask Polytech Delivered**

Class of Graduates	Base/Con Ed/Brokered	School	Program	Administering Campus	Credential	Indigenous
2018-19	Con Ed - Sask Polytech D..	Information & Communi..	All	All	All	All

## Overall Employment

Available Workforce	# of Grads Employed	Employment Rate	# of Full-time Employed Grads	Full-time Employment Rate
1	1	100%	1	100%

## Training Related Employment

Available Workforce	# of Grads Employed	Employment Rate	# of Full-time Employed Grads	Full-time Employment Rate
1	1	100%	1	100%

## Location of Employment

Saskatoon	Regina	Moose Jaw	Prince Albert	Elsewhere in SK	Outside Sask
0%	0%	0%	0%	100%	0%

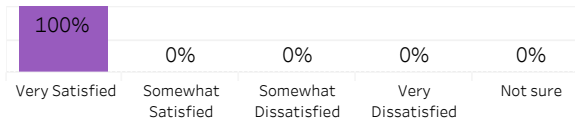
## Average Annual Salary

Overall (\$)	26,000
Full-time Training Related (\$)	26,000

## Salary by Location

	Overall (\$)	Full-time Training Related (\$)
Elsewhere in SK	26,000	26,000

## Overall Satisfaction with Program



## Satisfaction with Sask Polytech

Satisfied with the decision to attend Saskpolytech	Recommend program to others	Recommend Saskpolytech to others
100%	100%	100%

## Satisfaction with Campus Facilities & Services

■ Satisfied
 ■ Dissatisfied
 ■ Not sure

### Campus facilities



### Campus activities



### Instruction delivered



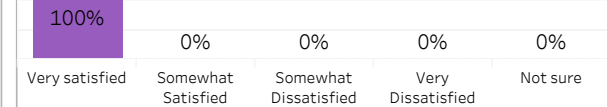
### Student support services



### Educational experience

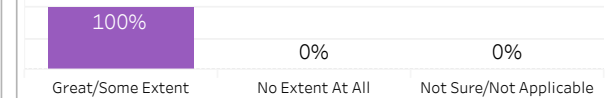


## Relevance of Program to Field of Employment

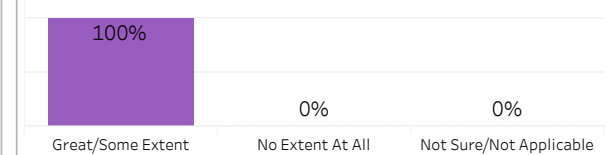


## Program Benefits

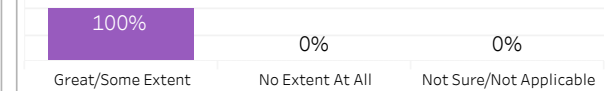
### Skills and knowledge relevant in the workplace



### Improved earning potential



### Improved employment opportunities



## Location of Current Residence

Elsewhere in SK
100%

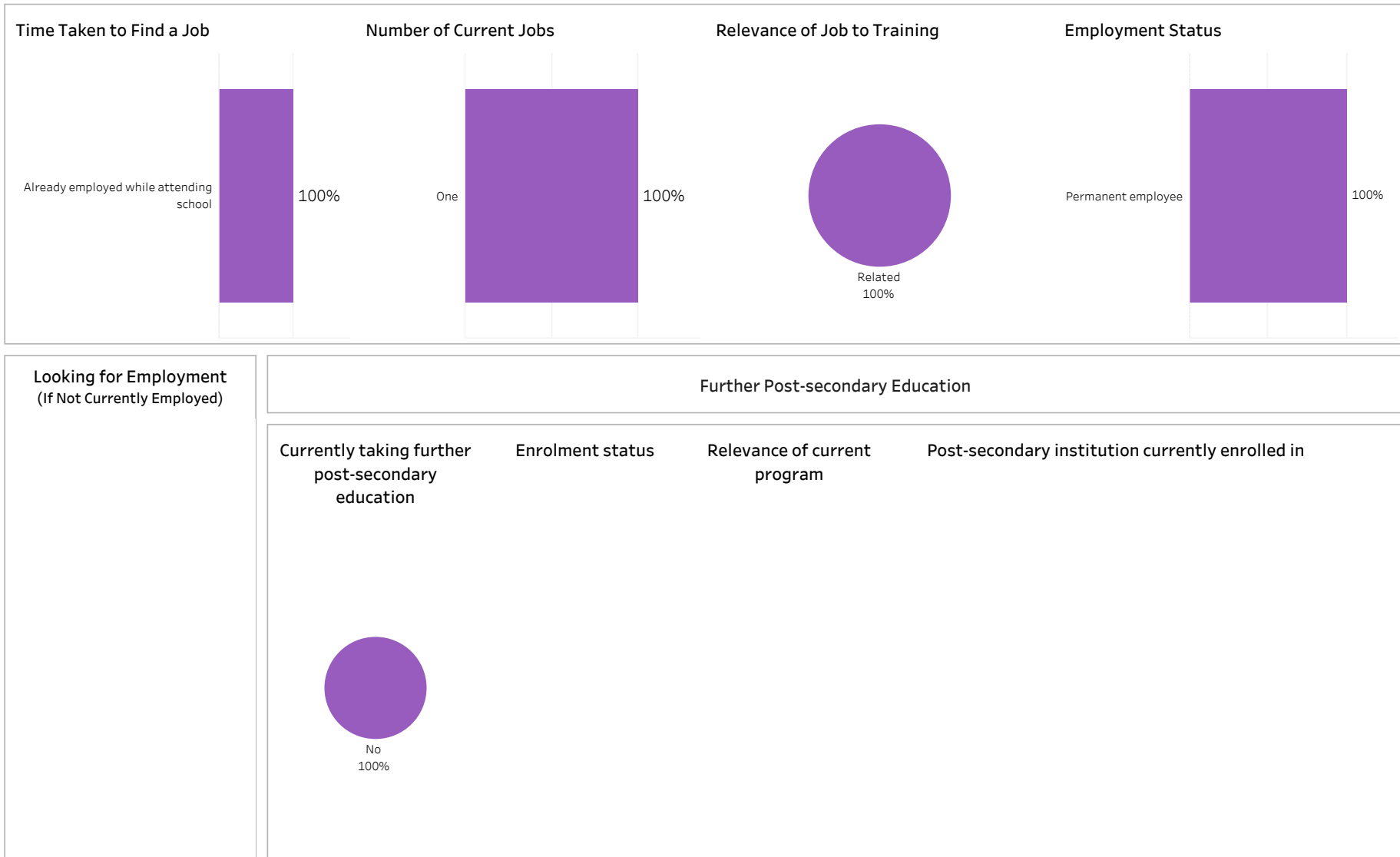
Institutional Research and Analysis (IR&A)



## 2018-19 Graduate Follow-up Survey Summary of Results (2/2)

Campus: **All**; School: **Information & Communication Technology**; Program: **All**; Credential: **All**; Program  
Type: **Con Ed - Sask Polytech Delivered**

Number of  
Respondents: 1





## 2018-19 Graduate Follow-up Survey Summary of Results (1/2)

School: **Information & Communication Technology**; Program: **Business Information Systems**; Campus: **Moose Jaw**; Credential: **DIPC**; Program Type: **Base**

Number of Respondents:  
13

Class of Graduates  
2018-19

Base/Con Ed/Brokered  
Base

School  
Information & Communi..

Program  
Business Information S..

Administering Campus  
Moose Jaw

Credential  
DIPC

Indigenous  
All

### Overall Employment

Available Workforce	# of Grads Employed	Employment Rate	# of Full-time Employed Grads	Full-time Employment Rate
13	13	100%	13	100%

### Training Related Employment

Available Workforce	# of Grads Employed	Employment Rate	# of Full-time Employed Grads	Full-time Employment Rate
13	12	92%	12	92%

### Location of Employment

Saskatoon	Regina	Moose Jaw	Prince Albert	Elsewhere in SK	Outside Sask
8%	62%	8%	0%	8%	15%

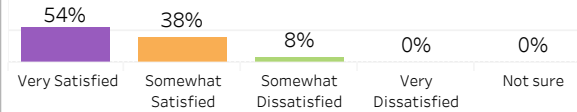
### Average Annual Salary

Overall (\$)	49,828
Full-time Training Related (\$)	53,423

### Salary by Location

	Overall (\$)	Full-time Training Related (\$)
Saskatoon	55,000	55,000
Regina	53,608	53,608
Moose Jaw	17,472	
Elsewhere in SK	56,160	56,160
Alberta	48,000	48,000

### Overall Satisfaction with Program



### Satisfaction with Sask Polytech

Satisfied with the decision to attend Saskpolytech	Recommend program to others	Recommend Saskpolytech to others
100%	92%	100%

### Satisfaction with Campus Facilities & Services

■ Satisfied ■ Dissatisfied ■ Not sure

#### Campus facilities



#### Campus activities



#### Instruction delivered



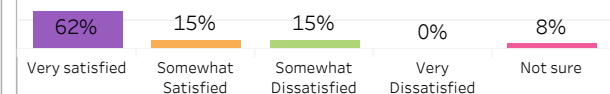
#### Student support services



#### Educational experience

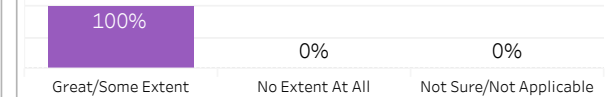


### Relevance of Program to Field of Employment

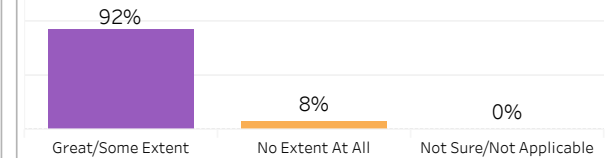


### Program Benefits

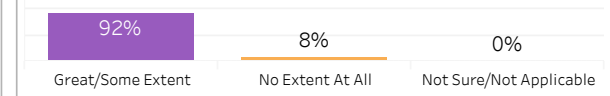
#### Skills and knowledge relevant in the workplace



#### Improved earning potential



#### Improved employment opportunities



### Location of Current Residence

Saskatoon	Regina	Moose Jaw	Elsewhere in SK	Outside Sask
8%	46%	23%	8%	15%

Institutional Research and Analysis (IR&A)

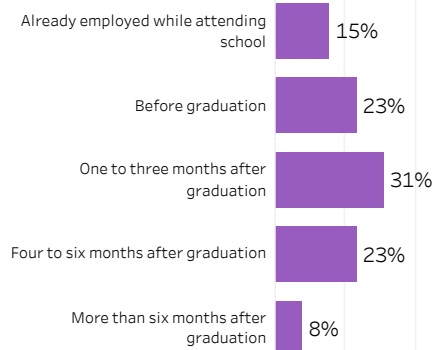


## 2018-19 Graduate Follow-up Survey Summary of Results (2/2)

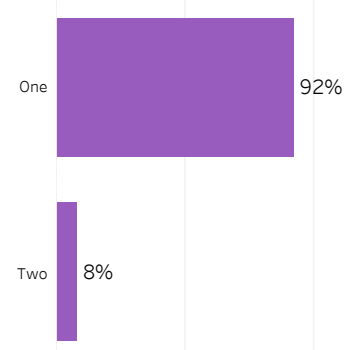
Campus: **Moose Jaw**; School: **Information & Communication Technology**; Program: **Business Information Systems**; Credential: **DIPC**; Program Type: **Base**

Number of  
Respondents: 13

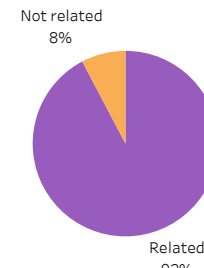
### Time Taken to Find a Job



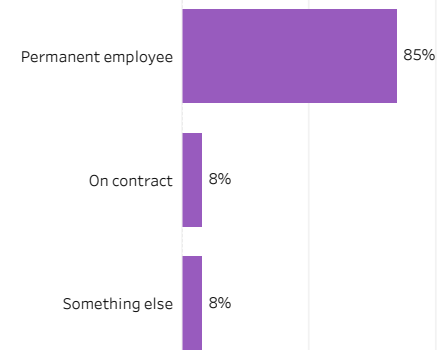
### Number of Current Jobs



### Relevance of Job to Training

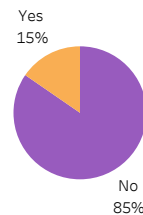


### Employment Status



### Looking for Employment (If Not Currently Employed)


### Currently taking further post-secondary education



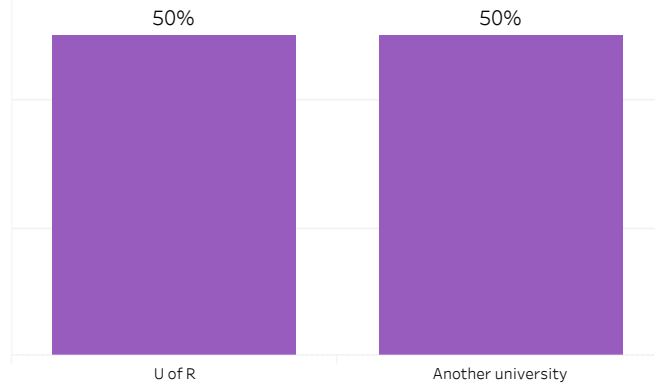
### Enrolment status



### Relevance of current program



### Post-secondary institution currently enrolled in





# 2018-19 Graduate Follow-up Survey

## Summary of Results (1/2)

School: **Information & Communication Technology**; Program: **Computer Networking Technician**; Campus: **Regina**; Credential: **CERT**; Program Type: **Base**

Number of Respondents:  
21

Class of Graduates  
2018-19

Base/Con Ed/Brokered  
Base

School  
Information & Communi..

Program  
Computer Networking T..

Administering Campus  
Regina

Credential  
CERT

Indigenous  
All

### Overall Employment

Available Workforce	# of Grads Employed	Employment Rate	# of Full-time Employed Grads	Full-time Employment Rate
20	19	95%	16	80%

### Training Related Employment

Available Workforce	# of Grads Employed	Employment Rate	# of Full-time Employed Grads	Full-time Employment Rate
20	11	55%	10	50%

### Location of Employment

Saskatoon	Regina	Moose Jaw	Prince Albert	Elsewhere in SK	Outside Sask
11%	68%	5%	5%	5%	5%

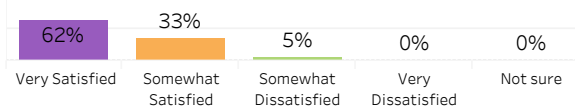
### Average Annual Salary

Overall (\$)	41,543
Full-time Training Related (\$)	44,439

### Salary by Location

	Overall (\$)	Full-time Training Related (\$)
Saskatoon	30,212	
Regina	40,861	45,281
Moose Jaw		
Prince Albert	31,200	31,200
Elsewhere in SK	50,939	50,939
Alberta	62,000	

### Overall Satisfaction with Program



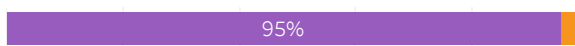
### Satisfaction with Sask Polytech

Satisfied with the decision to attend Saskpolytech	Recommend program to others	Recommend Saskpolytech to others
95%	95%	95%

### Satisfaction with Campus Facilities & Services

■ Satisfied ■ Dissatisfied ■ Not sure

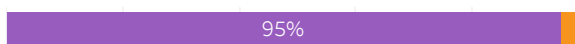
#### Campus facilities



#### Campus activities



#### Instruction delivered



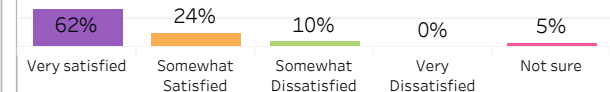
#### Student support services



#### Educational experience

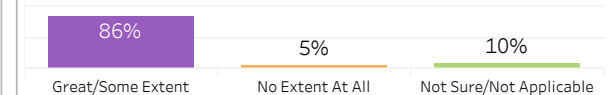


### Relevance of Program to Field of Employment

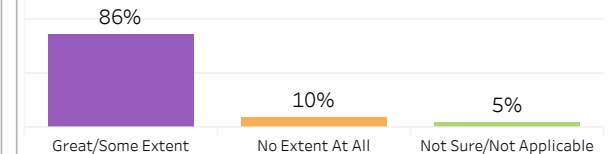


### Program Benefits

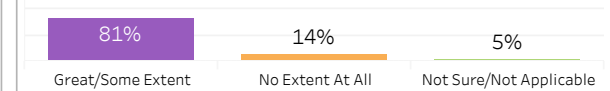
#### Skills and knowledge relevant in the workplace



#### Improved earning potential



#### Improved employment opportunities



### Location of Current Residence

Saskatoon	Regina	Moose Jaw	Prince Albert
5%	86%	5%	5%

Institutional Research and Analysis (IR&A)



## 2018-19 Graduate Follow-up Survey Summary of Results (2/2)

Campus: **Regina**; School: **Information & Communication Technology**; Program: **Computer Networking Technician**; Credential: **CERT**; Program Type: **Base**

Number of  
Respondents: 21



Institutional Research and Analysis (IR&A)



# 2018-19 Graduate Follow-up Survey Summary of Results (1/2)

School: **Information & Communication Technology**; Program: **Computer Systems Technology**; Campus: **Saskatoon**; Credential: **DIP**; Program Type: **Base**

Number of Respondents:  
21

Class of Graduates: 2018-19  
Base/Con Ed/Brokered: Base  
School: Information & Communi..  
Program: Computer Systems Tech..  
Administering Campus: Saskatoon  
Credential: DIP  
Indigenous: All

## Overall Employment

Available Workforce	# of Grads Employed	Employment Rate	# of Full-time Employed Grads	Full-time Employment Rate
21	20	95%	20	95%

## Training Related Employment

Available Workforce	# of Grads Employed	Employment Rate	# of Full-time Employed Grads	Full-time Employment Rate
21	19	90%	19	90%

## Location of Employment

Saskatoon	Regina	Moose Jaw	Prince Albert	Elsewhere in SK	Outside Sask
90%	5%	0%	0%	5%	0%

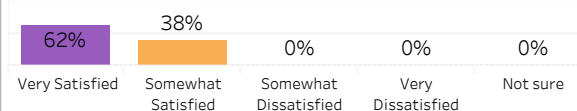
## Average Annual Salary

Overall (\$)	54,646
Full-time Training Related (\$)	56,436

## Salary by Location

	Overall (\$)	Full-time Training Related (\$)
Saskatoon	54,929	54,929
Regina	79,040	79,040
Elsewhere in SK	26,000	

## Overall Satisfaction with Program



## Satisfaction with Sask Polytech

Satisfied with the decision to attend Saskpolytech	Recommend program to others	Recommend Saskpolytech to others
100%	100%	100%

## Satisfaction with Campus Facilities & Services

Legend: Satisfied (Purple), Dissatisfied (Orange), Not sure (Pink)

### Campus facilities



### Campus activities



### Instruction delivered



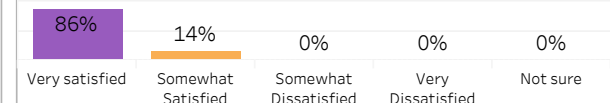
### Student support services



### Educational experience




## Relevance of Program to Field of Employment

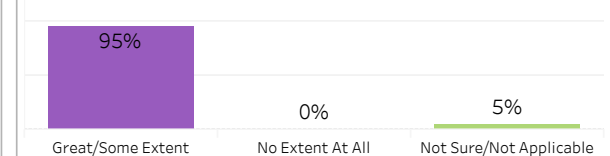


## Program Benefits

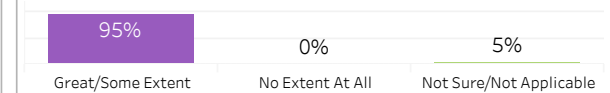
### Skills and knowledge relevant in the workplace



### Improved earning potential



### Improved employment opportunities



## Location of Current Residence

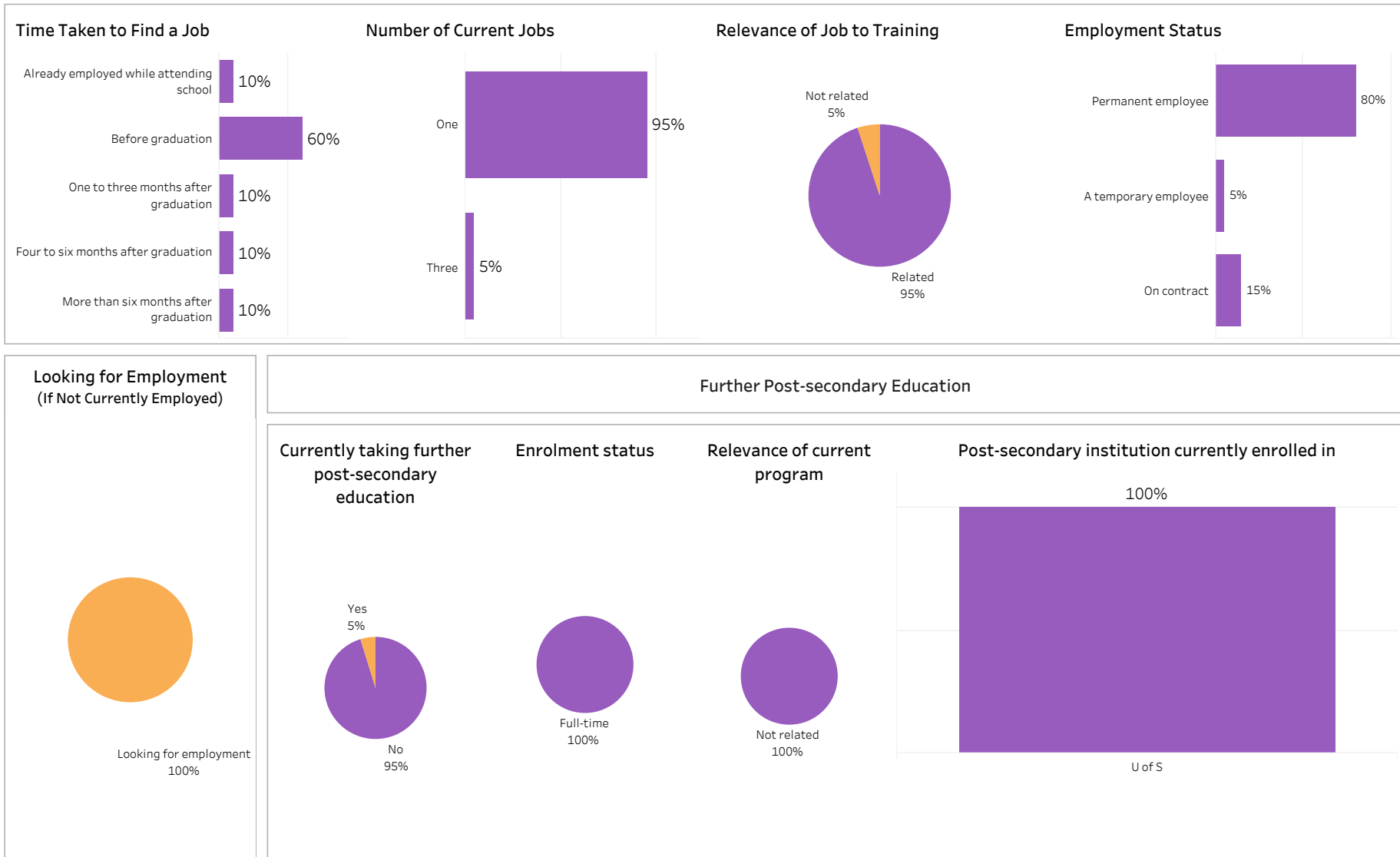
Saskatoon	Regina	Elsewhere in SK
90%	5%	5%



## 2018-19 Graduate Follow-up Survey Summary of Results (2/2)

Campus: **Saskatoon**; School: **Information & Communication Technology**; Program: **Computer Systems Technology**; Credential: **DIP**; Program Type: **Base**

Number of  
Respondents: 21



Institutional Research and Analysis (IR&A)





# 2018-19 Graduate Follow-up Survey Summary of Results (1/2)

School: **Information & Communication Technology**; Program: **Graphic Communications**; Campus: **Regina**;  
Credential: **DIP**; Program Type: **Base**

Number of Respondents: 8

Class of Graduates  
2018-19

Base/Con Ed/Brokered  
Base

School  
Information & Communi..

Program  
Graphic Communications

Administering Campus  
Regina

Credential  
DIP

Indigenous  
All

## Overall Employment

Available Workforce	# of Grads Employed	Employment Rate	# of Full-time Employed Grads	Full-time Employment Rate
8	8	100%	6	75%

## Training Related Employment

Available Workforce	# of Grads Employed	Employment Rate	# of Full-time Employed Grads	Full-time Employment Rate
8	6	75%	5	63%

## Location of Employment

Saskatoon	Regina	Moose Jaw	Prince Albert	Elsewhere in SK	Outside Sask
38%	63%	0%	0%	0%	0%

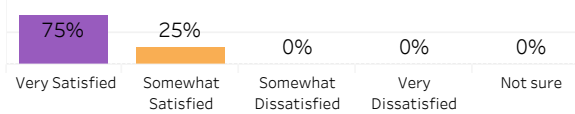
## Average Annual Salary

Overall (\$)	40,720
Full-time Training Related (\$)	42,060

## Salary by Location

	Overall (\$)	Full-time Training Related (\$)
Saskatoon	39,200	39,200
Regina	41,733	44,920

## Overall Satisfaction with Program



## Satisfaction with Sask Polytech

Satisfied with the decision to attend Saskpolytech	Recommend program to others	Recommend Saskpolytech to others
100%	100%	100%

## Satisfaction with Campus Facilities & Services

■ Satisfied ■ Dissatisfied ■ Not sure

### Campus facilities



### Campus activities



### Instruction delivered



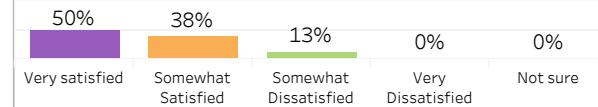
### Student support services



### Educational experience

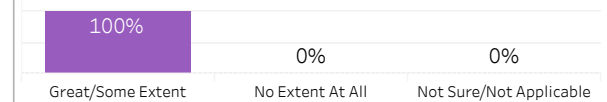


## Relevance of Program to Field of Employment

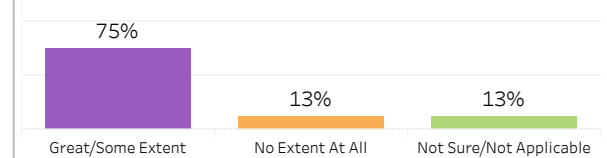


## Program Benefits

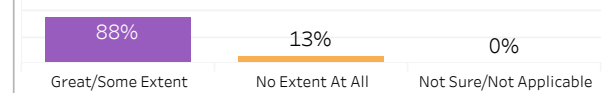
### Skills and knowledge relevant in the workplace



### Improved earning potential



### Improved employment opportunities



## Location of Current Residence

Saskatoon	Regina	Elsewhere in SK
38%	50%	13%

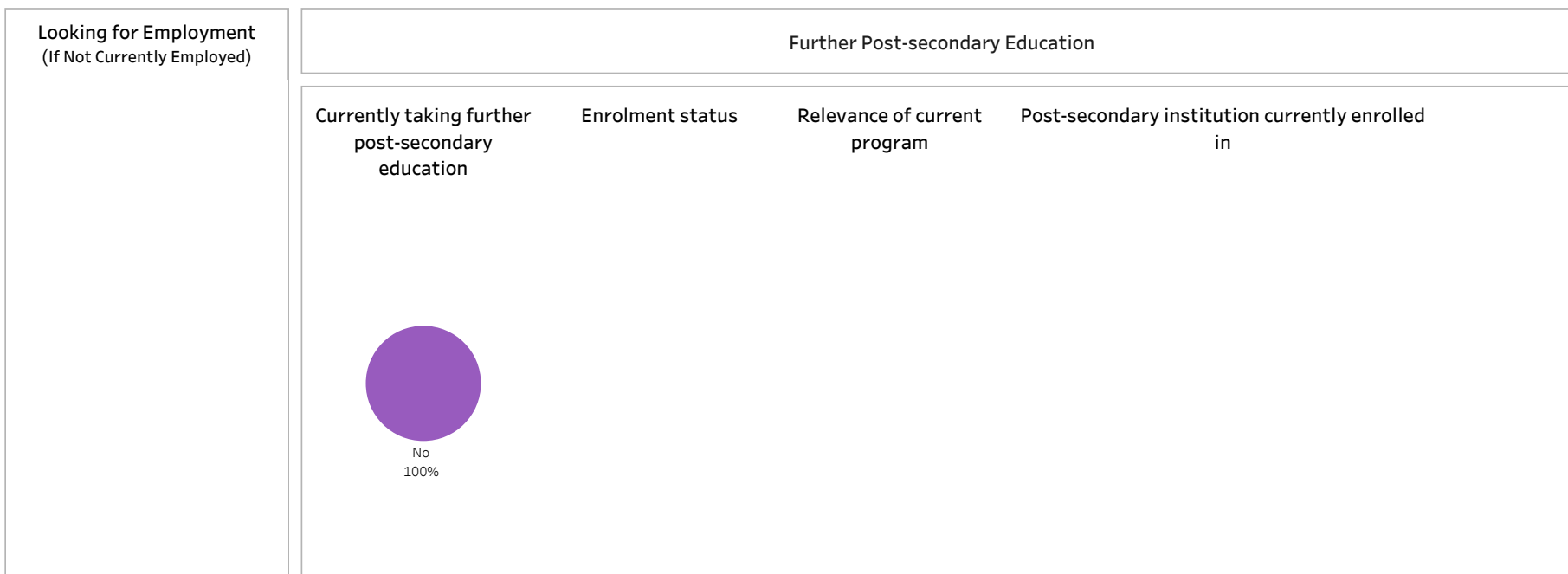
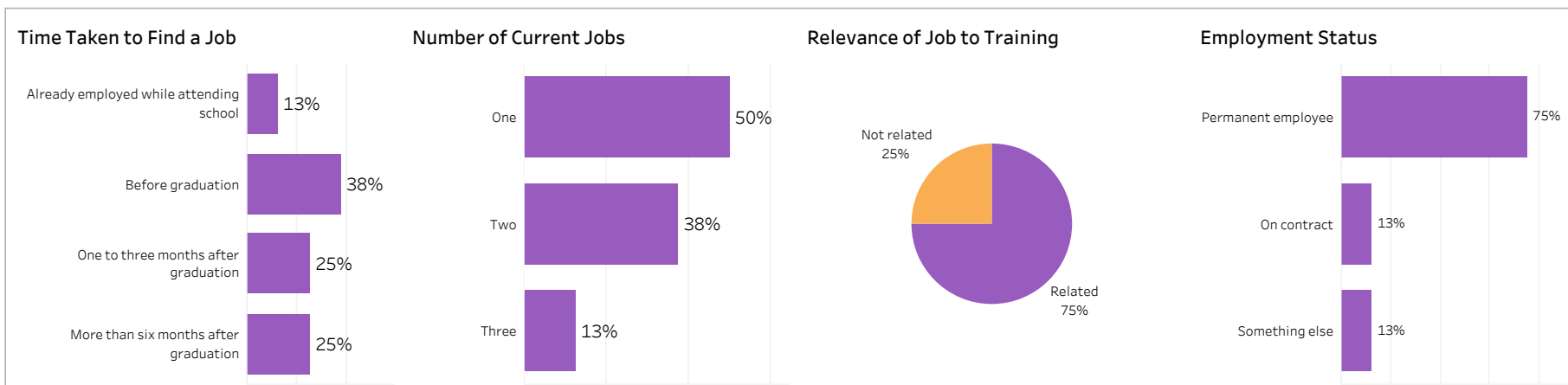
Institutional Research and Analysis (IR&A)



## 2018-19 Graduate Follow-up Survey Summary of Results (2/2)

Campus: **Regina**; School: **Information & Communication Technology**; Program: **Graphic Communications**;  
Credential: **DIP**; Program Type: **Base**

Number of  
Respondents: 8





# 2018-19 Graduate Follow-up Survey Summary of Results (1/2)

School: **Information & Communication Technology**; Program: **Interactive Design/Technology**; Campus: **Prince Albert**; Credential: **DIP**; Program Type: **Base**

Number of Respondents: 3

Class of Graduates: 2018-19      Base/Con Ed/Brokered: Base      School: Information & Communi..      Program: Interactive Design/Tech..      Administering Campus: Prince Albert      Credential: DIP      Indigenous: All

## Overall Employment

Available Workforce	# of Grads Employed	Employment Rate	# of Full-time Employed Grads	Full-time Employment Rate
3	3	100%	2	67%

## Training Related Employment

Available Workforce	# of Grads Employed	Employment Rate	# of Full-time Employed Grads	Full-time Employment Rate
3	2	67%	1	33%

## Location of Employment

Saskatoon	Regina	Moose Jaw	Prince Albert	Elsewhere in SK	Outside Sask
33%	0%	0%	33%	33%	0%

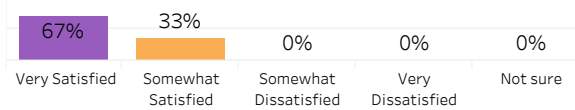
## Average Annual Salary



## Salary by Location

	Overall (\$)	Full-time Training Related (\$)
Saskatoon	48,048	48,048
Prince Albert	31,200	
Elsewhere in SK	21,060	

## Overall Satisfaction with Program



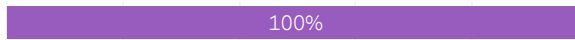
## Satisfaction with Sask Polytech

Satisfied with the decision to attend Saskpolytech	Recommend program to others	Recommend Saskpolytech to others
100%	100%	100%

## Satisfaction with Campus Facilities & Services

Legend: Satisfied (Purple), Dissatisfied (Orange), Not sure (Pink)

### Campus facilities



### Campus activities



### Instruction delivered



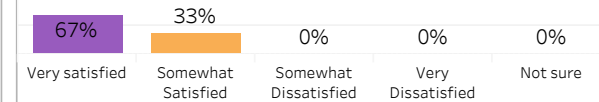
### Student support services



### Educational experience

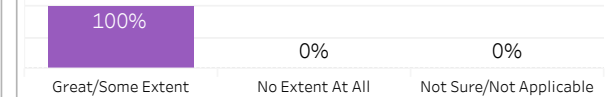


## Relevance of Program to Field of Employment

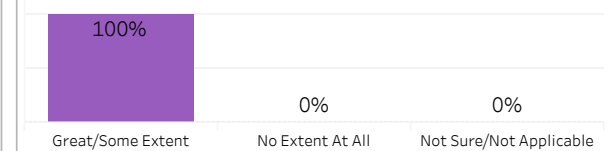


## Program Benefits

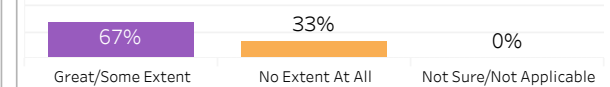
### Skills and knowledge relevant in the workplace



### Improved earning potential



### Improved employment opportunities



## Location of Current Residence

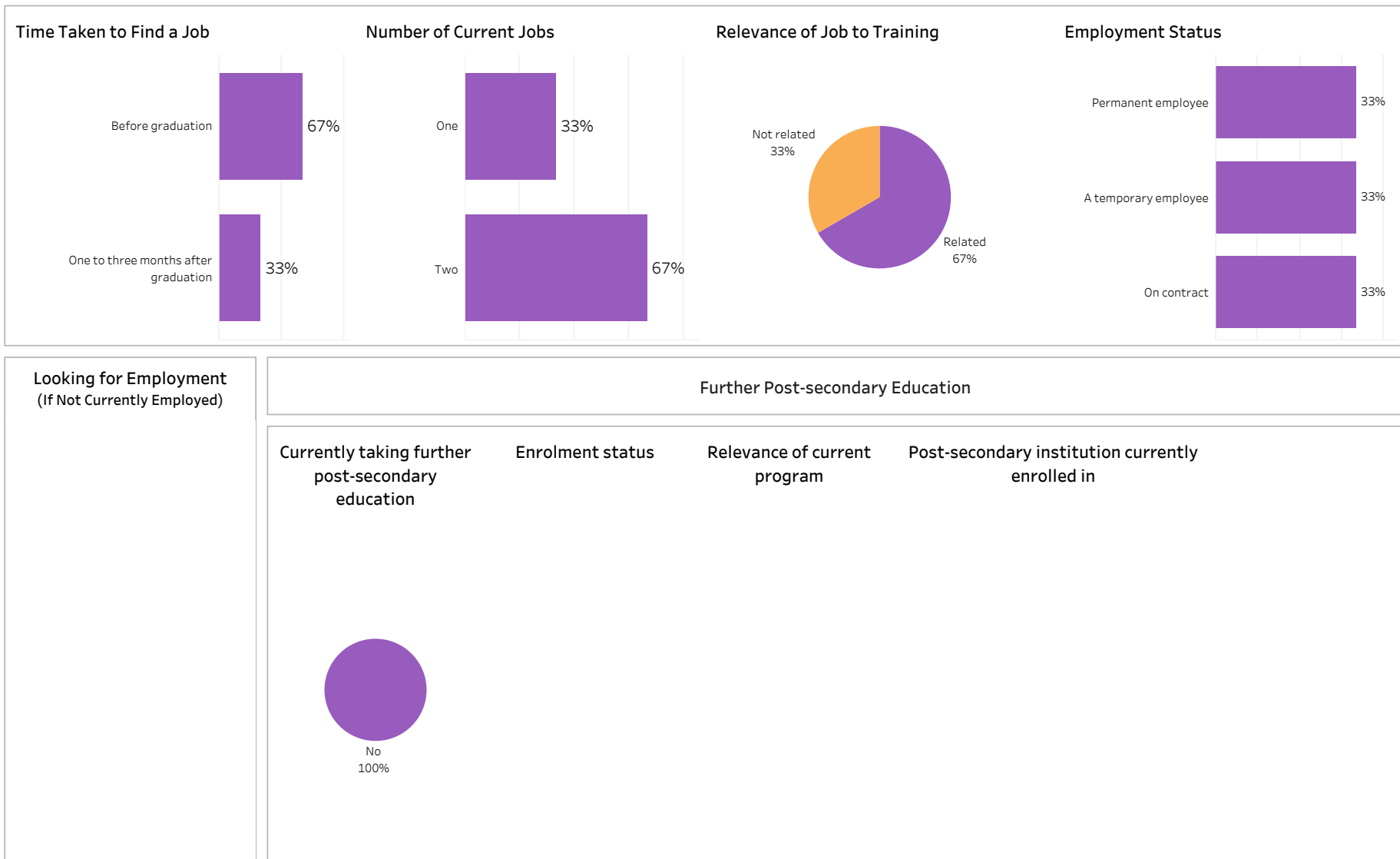
Saskatoon	Prince Albert	Elsewhere in SK
33%	33%	33%



## 2018-19 Graduate Follow-up Survey Summary of Results (2/2)

Campus: **Prince Albert**; School: **Information & Communication Technology**; Program: **Interactive Design/Technology**; Credential: **DIP**; Program Type: **Base**

Number of  
Respondents: 3





## 2018-19 Graduate Follow-up Survey Summary of Results (1/2)

School: **Information & Communication Technology**; Program: **Interactive Design/Technology**; Campus: **Regina**; Credential: **DIP**; Program Type: **Base**

Number of Respondents: 9

Class of Graduates  
2018-19

Base/Con Ed/Brokered  
Base

School  
Information & Communi..

Program  
Interactive Design/Tech..

Administering Campus  
Regina

Credential  
DIP

Indigenous  
All

### Overall Employment

Available Workforce	# of Grads Employed	Employment Rate	# of Full-time Employed Grads	Full-time Employment Rate
7	6	86%	5	71%

### Training Related Employment

Available Workforce	# of Grads Employed	Employment Rate	# of Full-time Employed Grads	Full-time Employment Rate
7	2	29%	2	29%

### Location of Employment

Saskatoon	Regina	Moose Jaw	Prince Albert	Elsewhere in SK	Outside Sask
17%	33%	0%	0%	33%	17%

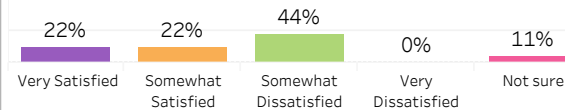
### Average Annual Salary

Overall (\$)	38,680
Full-time Training Related (\$)	45,000

### Salary by Location

	Overall (\$)	Full-time Training Related (\$)
Saskatoon	45,000	45,000
Regina		
Elsewhere in SK	41,600	
Alberta	26,520	

### Overall Satisfaction with Program



### Satisfaction with Sask Polytech

Satisfied with the decision to attend Saskpolytech	Recommend program to others	Recommend Saskpolytech to others
100%	67%	100%

### Satisfaction with Campus Facilities & Services

■ Satisfied ■ Dissatisfied ■ Not sure

#### Campus facilities



#### Campus activities



#### Instruction delivered



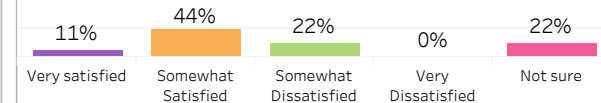
#### Student support services



#### Educational experience

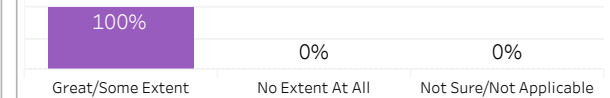


### Relevance of Program to Field of Employment

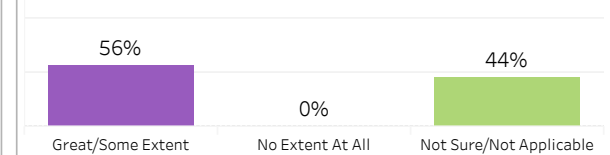


### Program Benefits

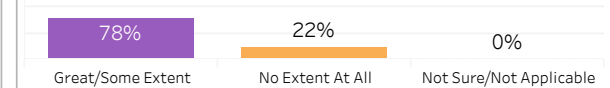
#### Skills and knowledge relevant in the workplace



#### Improved earning potential



#### Improved employment opportunities



### Location of Current Residence

Saskatoon	Regina	Elsewhere in SK	Outside Sask
11%	44%	33%	11%

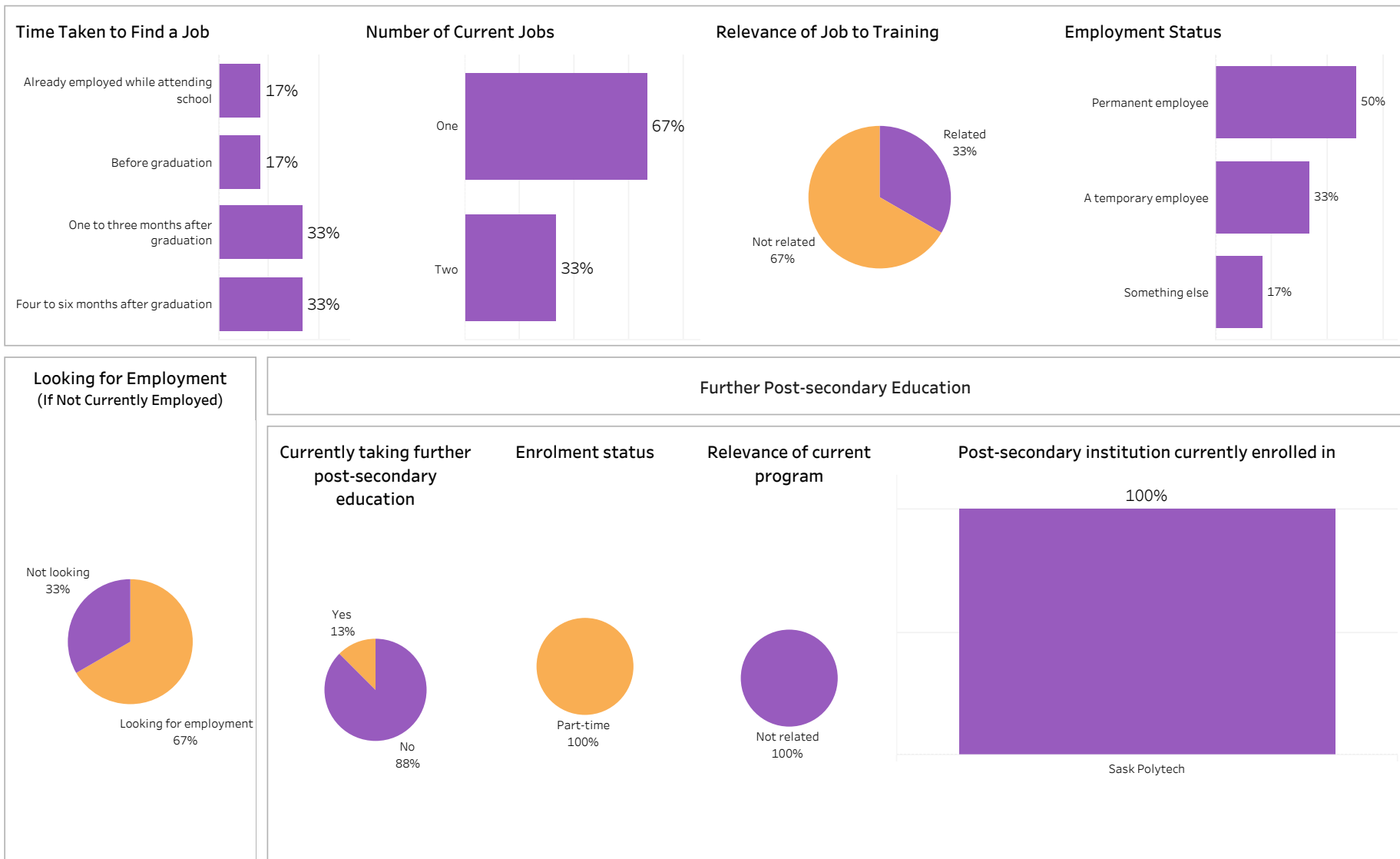
Institutional Research and Analysis (IR&A)



## 2018-19 Graduate Follow-up Survey Summary of Results (2/2)

Campus: **Regina**; School: **Information & Communication Technology**; Program: **Interactive Design/Technology**; Credential: **DIP**; Program Type: **Base**

Number of  
Respondents: 9



Institutional Research and Analysis (IR&A)



## 2018-19 Graduate Follow-up Survey Summary of Results (1/2)

School: **Information & Communication Technology**; Program: **Library Clerk**; Campus: **Saskatoon**;  
Credential: **APCERT**; Program Type: **Con Ed - Sask Polytech Delivered**

Number of Respondents: 1

Class of Graduates  
2018-19

Base/Con Ed/Brokered  
Con Ed - Sask Polytech D..

School  
Information & Communi..

Program  
Library Clerk

Administering Campus  
Saskatoon

Credential  
APCERT

Indigenous  
All

### Overall Employment

Available Workforce	# of Grads Employed	Employment Rate	# of Full-time Employed Grads	Full-time Employment Rate
1	1	100%	1	100%

### Training Related Employment

Available Workforce	# of Grads Employed	Employment Rate	# of Full-time Employed Grads	Full-time Employment Rate
1	1	100%	1	100%

### Location of Employment

Saskatoon	Regina	Moose Jaw	Prince Albert	Elsewhere in SK	Outside Sask
0%	0%	0%	0%	100%	0%

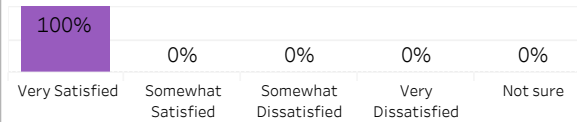
### Average Annual Salary

Overall (\$)	26,000
Full-time Training Related (\$)	26,000

### Salary by Location

	Overall (\$)	Full-time Training Related (\$)
Elsewhere in SK	26,000	26,000

### Overall Satisfaction with Program



### Satisfaction with Sask Polytech

Satisfied with the decision to attend Saskpolytech	Recommend program to others	Recommend Saskpolytech to others
100%	100%	100%

### Satisfaction with Campus Facilities & Services

■ Satisfied ■ Dissatisfied ■ Not sure

#### Campus facilities



#### Campus activities



#### Instruction delivered



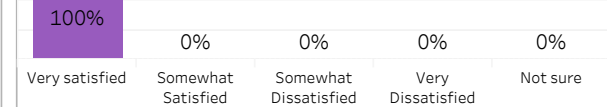
#### Student support services



#### Educational experience

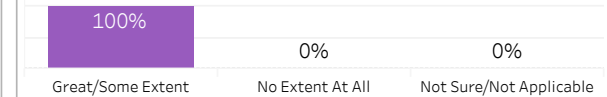


### Relevance of Program to Field of Employment

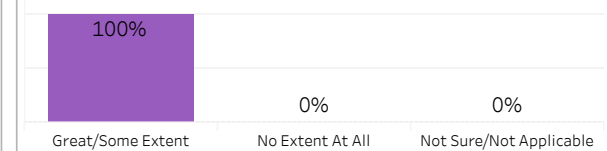


### Program Benefits

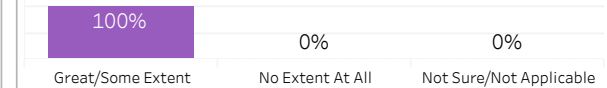
#### Skills and knowledge relevant in the workplace



#### Improved earning potential



#### Improved employment opportunities



### Location of Current Residence

Elsewhere in SK
100%

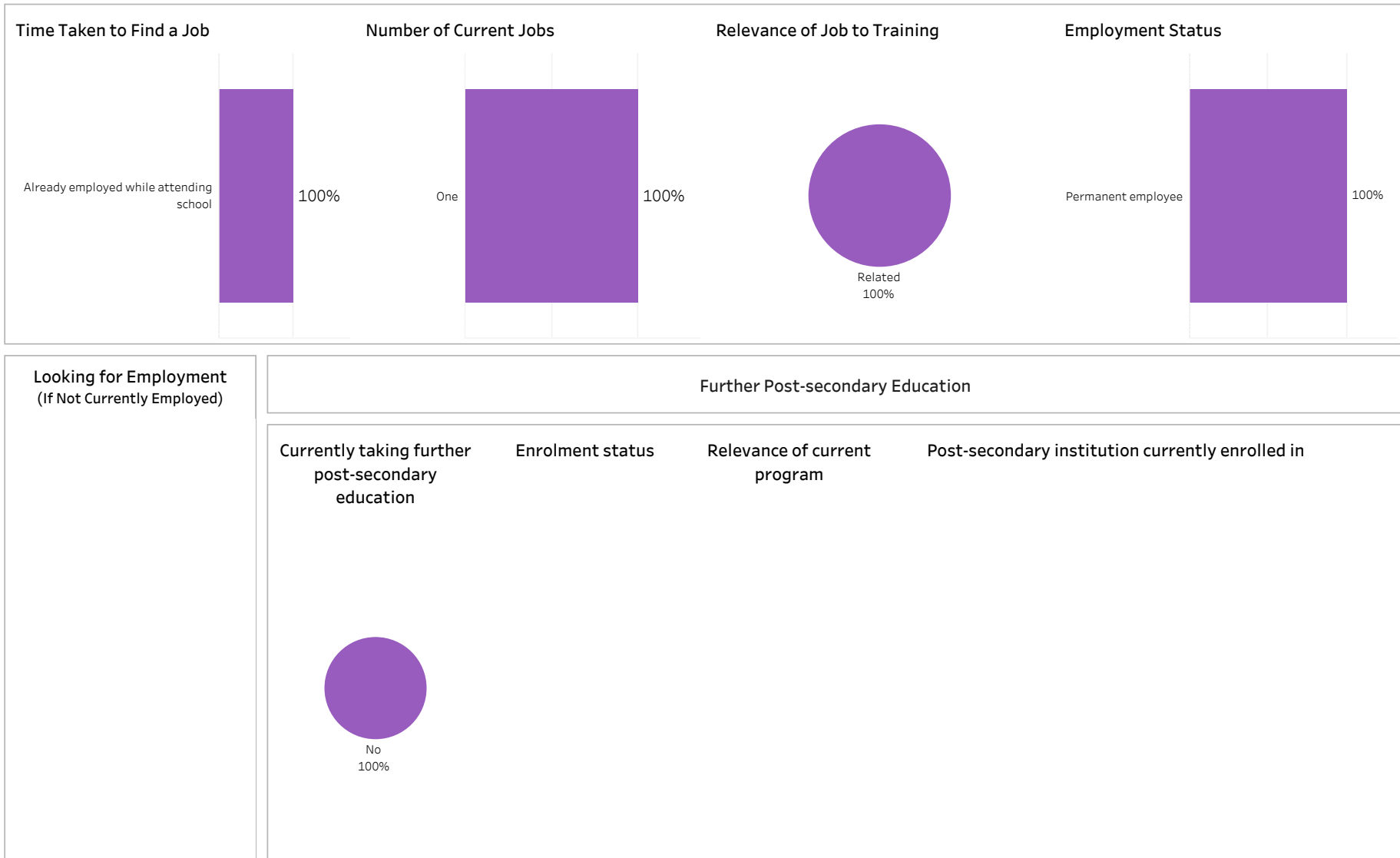
Institutional Research and Analysis (IR&A)



## 2018-19 Graduate Follow-up Survey Summary of Results (2/2)

Campus: **Saskatoon**; School: **Information & Communication Technology**; Program: **Library Clerk**;  
Credential: **APCERT**; Program Type: **Con Ed - Sask Polytech Delivered**

Number of  
Respondents: 1







# 2018-19 Graduate Follow-up Survey Summary of Results (1/2)

School: **Information & Communication Technology**; Program: **Telecom/Networking Technician**; Campus: **Regina**; Credential: **CERT**; Program Type: **Base**

Number of Respondents: 8

Class of Graduates  
2018-19

Base/Con Ed/Brokered  
Base

School  
Information & Communi..

Program  
Telecom/Networking Te..

Administering Campus  
Regina

Credential  
CERT

Indigenous  
All

## Overall Employment

Available Workforce	# of Grads Employed	Employment Rate	# of Full-time Employed Grads	Full-time Employment Rate
7	6	86%	6	86%

## Training Related Employment

Available Workforce	# of Grads Employed	Employment Rate	# of Full-time Employed Grads	Full-time Employment Rate
7	4	57%	4	57%

## Location of Employment

Saskatoon	Regina	Moose Jaw	Prince Albert	Elsewhere in SK	Outside Sask
0%	83%	0%	0%	17%	0%

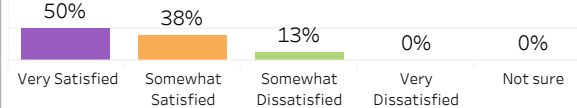
## Average Annual Salary

Overall (\$)	42,313
Full-time Training Related (\$)	47,219

## Salary by Location

	Overall (\$)	Full-time Training Related (\$)
Regina	42,775	47,219
Elsewhere in SK	40,000	

## Overall Satisfaction with Program



## Satisfaction with Sask Polytech

Satisfied with the decision to attend Saskpolytech	Recommend program to others	Recommend Saskpolytech to others
88%	63%	100%

## Satisfaction with Campus Facilities & Services

■ Satisfied ■ Dissatisfied ■ Not sure

### Campus facilities



### Campus activities



### Instruction delivered



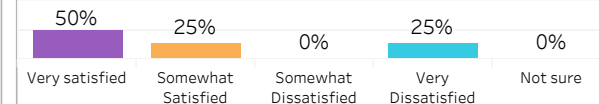
### Student support services



### Educational experience

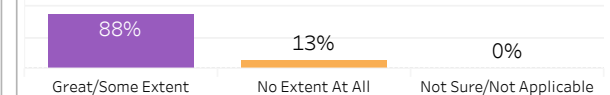


## Relevance of Program to Field of Employment

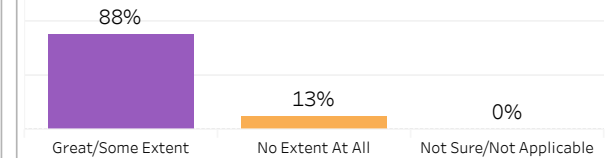


## Program Benefits

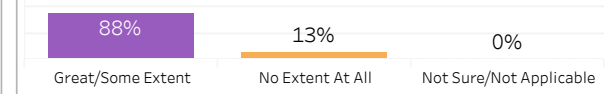
### Skills and knowledge relevant in the workplace



### Improved earning potential



### Improved employment opportunities



## Location of Current Residence

Regina	Elsewhere in SK
88%	13%

Institutional Research and Analysis (IR&A)



## 2018-19 Graduate Follow-up Survey Summary of Results (2/2)

Campus: **Regina**; School: **Information & Communication Technology**; Program: **Telecom/Networking Technician**; Credential: **CERT**; Program Type: **Base**

Number of  
Respondents: 8



Institutional Research and Analysis (IR&A)



## 2018-19 Graduate Follow-up Survey Summary of Results (1/2)

School: **Information & Communication Technology**; Program: **Web Site Design & Development**; Campus: **Prince Albert**; Credential: **APCERT**; Program Type: **Base**

Number of Respondents:  
14

Class of Graduates  
2018-19

Base/Con Ed/Brokered  
Base

School

Information & Communi..

Program

Web Site Design & Deve..

Administering Campus

Prince Albert

Credential

APCERT

Indigenous

All

### Overall Employment

Available Workforce	# of Grads Employed	Employment Rate	# of Full-time Employed Grads	Full-time Employment Rate
11	8	73%	6	55%

### Training Related Employment

Available Workforce	# of Grads Employed	Employment Rate	# of Full-time Employed Grads	Full-time Employment Rate
11	3	27%	3	27%

### Location of Employment

Saskatoon	Regina	Moose Jaw	Prince Albert	Elsewhere in SK	Outside Sask
57%	29%	0%	0%	14%	0%

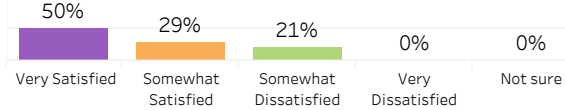
### Average Annual Salary

Overall (\$)	39,967
Full-time Training Related (\$)	62,000

### Salary by Location

	Overall (\$)	Full-time Training Related (\$)
Saskatoon	23,868	
Regina	37,000	62,000
Elsewhere in SK	62,000	

### Overall Satisfaction with Program



### Satisfaction with Sask Polytech

Satisfied with the decision to attend Saskpolytech	Recommend program to others	Recommend Saskpolytech to others
86%	71%	93%

### Satisfaction with Campus Facilities & Services

■ Satisfied
 ■ Dissatisfied
 ■ Not sure

#### Campus facilities



#### Campus activities



#### Instruction delivered



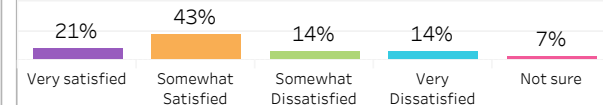
#### Student support services



#### Educational experience

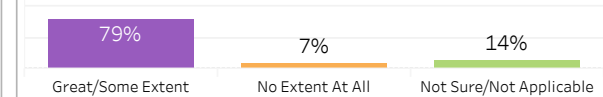


### Relevance of Program to Field of Employment

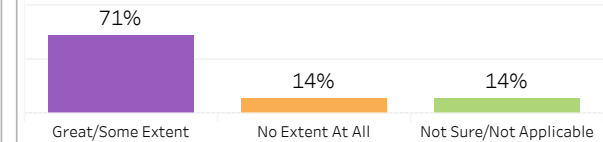


### Program Benefits

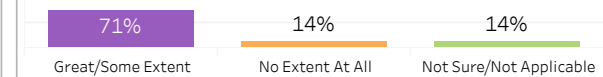
#### Skills and knowledge relevant in the workplace



#### Improved earning potential



#### Improved employment opportunities



### Location of Current Residence

Saskatoon	Regina	Prince Albert	Elsewhere in SK
43%	36%	7%	14%

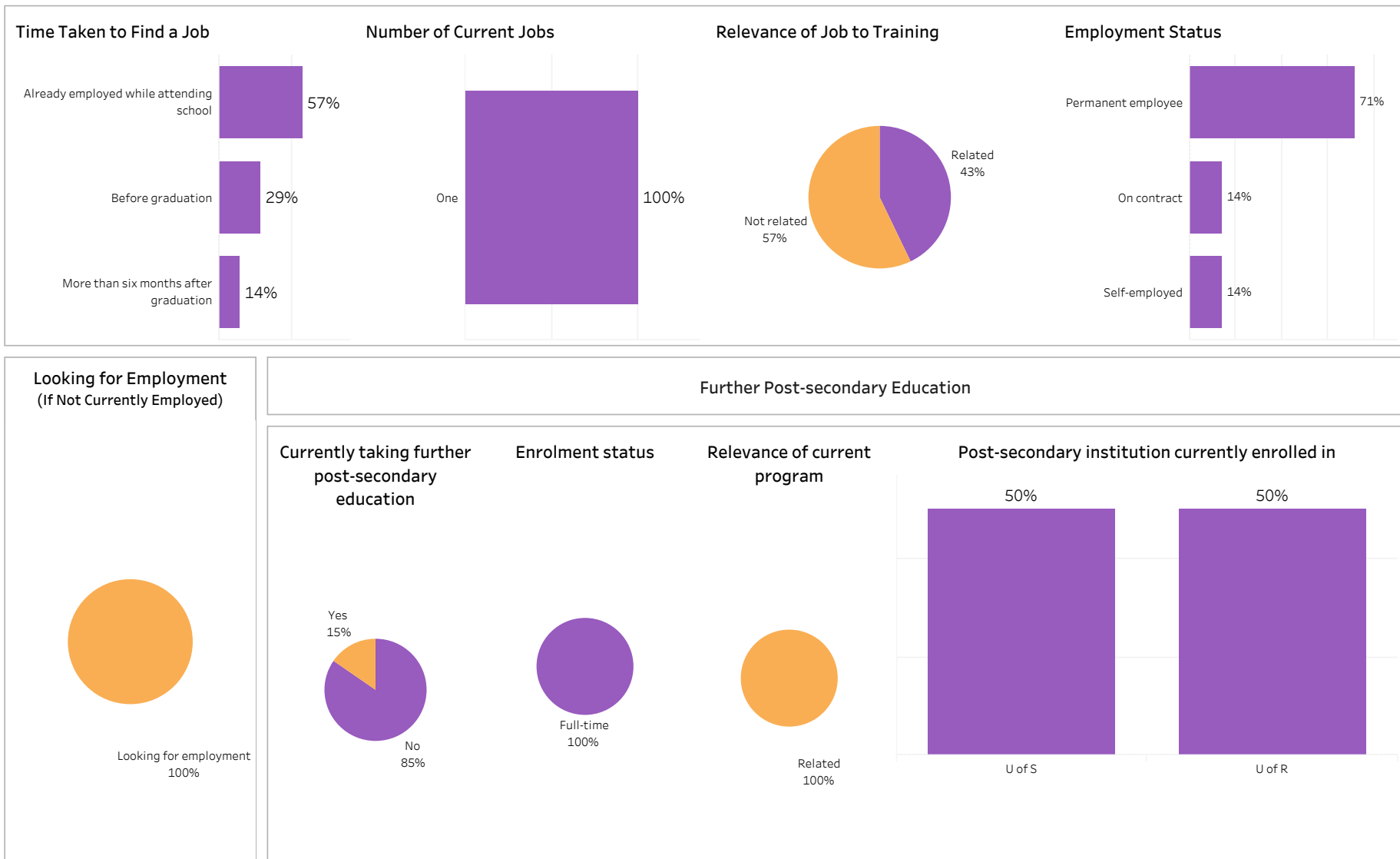
Institutional Research and Analysis (IR&A)



## 2018-19 Graduate Follow-up Survey Summary of Results (2/2)

Campus: **Prince Albert**; School: **Information & Communication Technology**; Program: **Web Site Design & Development**; Credential: **APCERT**; Program Type: **Base**

Number of  
Respondents: 14



Institutional Research and Analysis (IR&A)

# School of Mining, Energy & Manufacturing



# 2018-19 Graduate Follow-up Survey Summary of Results (1/2)

School: **Mining, Energy & Manufacturing**; Program: **All**; Campus: **All**; Credential: **All**; Program Type: **All**

Number of Respondents:  
265

Class of Graduates  
2018-19

Base/Con Ed/Brokered  
All

School  
Mining, Energy & Manuf..

Program  
All

Administering Campus  
All

Credential  
All

Indigenous  
All

## Overall Employment

Available Workforce	# of Grads Employed	Employment Rate	# of Full-time Employed Grads	Full-time Employment Rate
239	196	82%	190	79%

## Training Related Employment

Available Workforce	# of Grads Employed	Employment Rate	# of Full-time Employed Grads	Full-time Employment Rate
239	147	62%	146	61%

## Location of Employment

Saskatoon	Regina	Moose Jaw	Prince Albert	Elsewhere in SK	Outside Sask
30%	19%	4%	3%	34%	10%

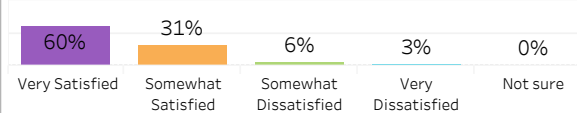
## Average Annual Salary

Overall (\$)	54,817
Full-time Training Related (\$)	57,810

## Salary by Location

	Overall (\$)	Full-time Training Related (\$)
Saskatoon	49,725	51,583
Regina	49,830	56,911
Moose Jaw	58,097	62,228
Prince Albert	54,299	64,652
Elsewhere in SK	56,511	57,979
Alberta	75,383	75,383
British Columbia	67,333	67,333
Manitoba	56,770	56,770
Ontario	81,000	81,000
Elsewhere in Canada		
Outside of Canada	65,208	

## Overall Satisfaction with Program



## Satisfaction with Sask Polytech

Satisfied with the decision to attend Saskpolytech	Recommend program to others	Recommend Saskpolytech to others
92%	84%	94%

## Satisfaction with Campus Facilities & Services

■ Satisfied ■ Dissatisfied ■ Not sure

### Campus facilities



### Campus activities



### Instruction delivered



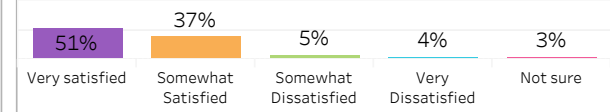
### Student support services



### Educational experience

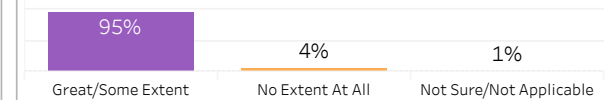


## Relevance of Program to Field of Employment

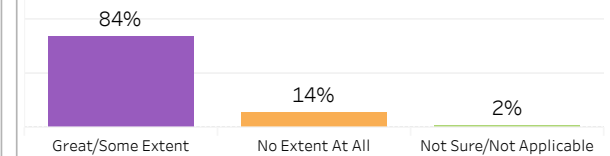


## Program Benefits

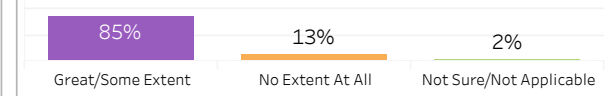
### Skills and knowledge relevant in the workplace



### Improved earning potential



### Improved employment opportunities



## Location of Current Residence

Saskatoon	Regina	Moose Jaw	Prince Albert	Elsewhere in SK	Outside Sask
30%	23%	7%	3%	30%	8%

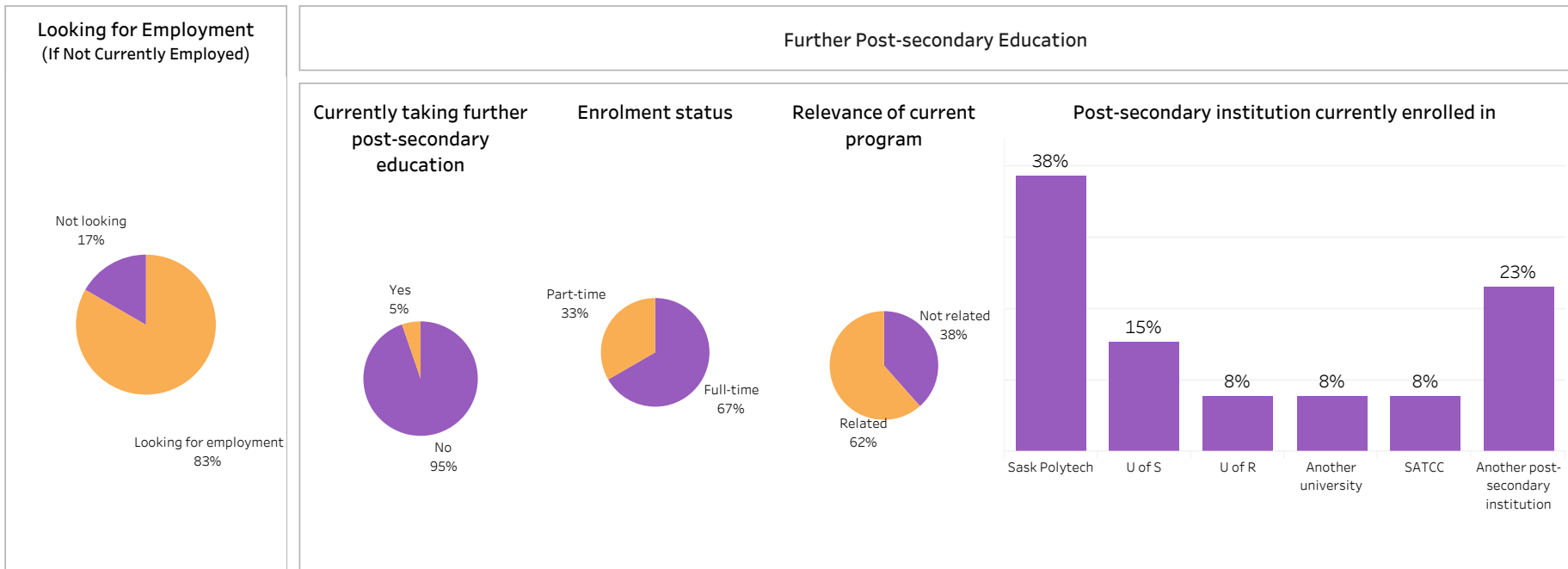
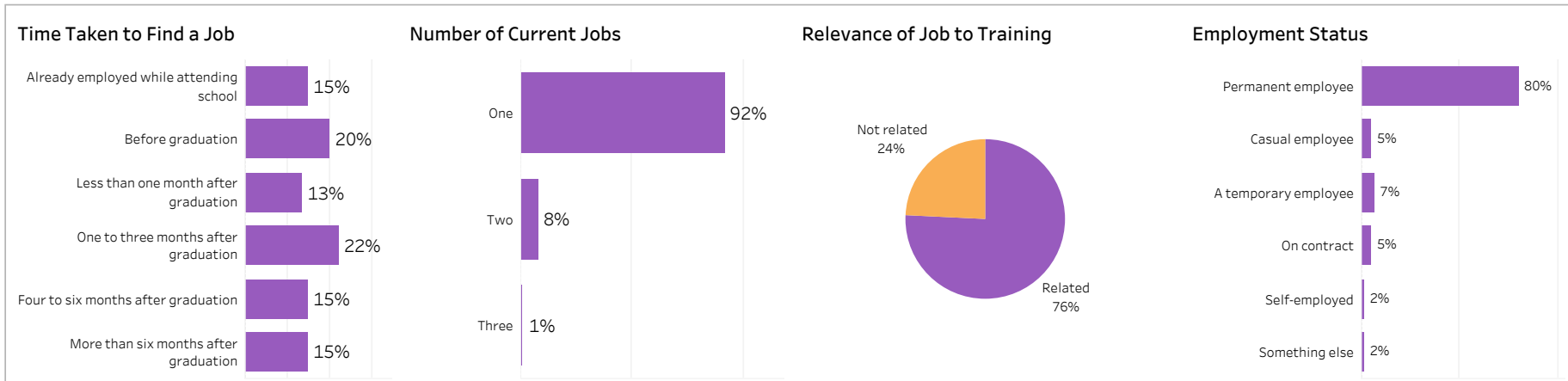
Institutional Research and Analysis (IR&A)



## 2018-19 Graduate Follow-up Survey Summary of Results (2/2)

Campus: **All**; School: **Mining, Energy & Manufacturing**; Program: **All**; Credential: **All**; Program Type: **All**

Number of  
Respondents: 265





## 2018-19 Graduate Follow-up Survey Summary of Results (1/2)

School: **Mining, Energy & Manufacturing**; Program: **All**; Campus: **All**; Credential: **All**; Program Type: **Base**

Number of Respondents:  
214

Class of Graduates  
2018-19

Base/Con Ed/Brokered  
Base

School  
Mining, Energy & Manuf..

Program  
All

Administering Campus  
All

Credential  
All

Indigenous  
All

### Overall Employment

Available Workforce	# of Grads Employed	Employment Rate	# of Full-time Employed Grads	Full-time Employment Rate
196	164	84%	159	81%

### Training Related Employment

Available Workforce	# of Grads Employed	Employment Rate	# of Full-time Employed Grads	Full-time Employment Rate
196	130	66%	129	66%

### Location of Employment

Saskatoon	Regina	Moose Jaw	Prince Albert	Elsewhere in SK	Outside Sask
36%	18%	4%	2%	31%	10%

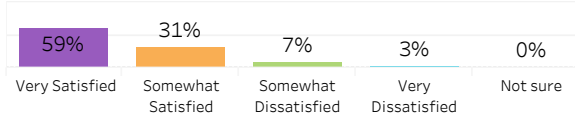
### Average Annual Salary

Overall (\$)	56,385
Full-time Training Related (\$)	58,510

### Salary by Location

	Overall (\$)	Full-time Training Related (\$)
Saskatoon	49,774	51,583
Regina	49,300	53,544
Moose Jaw	55,716	60,285
Prince Albert	85,000	85,000
Elsewhere in SK	60,764	61,100
Alberta	87,936	87,936
British Columbia	67,333	67,333
Manitoba	56,770	56,770
Ontario	81,000	81,000
Elsewhere in Canada		
Outside of Canada	65,208	

### Overall Satisfaction with Program



### Satisfaction with Sask Polytech

Satisfied with the decision to attend Saskpolytech	Recommend program to others	Recommend Saskpolytech to others
92%	83%	93%

### Satisfaction with Campus Facilities & Services

■ Satisfied ■ Dissatisfied ■ Not sure

#### Campus facilities



#### Campus activities



#### Instruction delivered



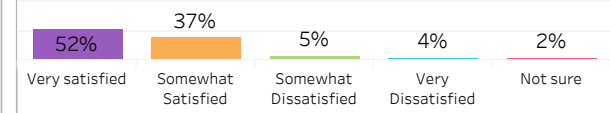
#### Student support services



#### Educational experience

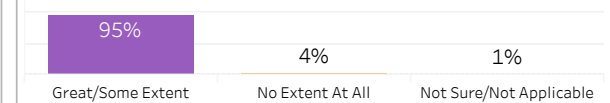


### Relevance of Program to Field of Employment

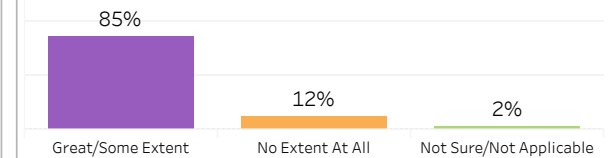


### Program Benefits

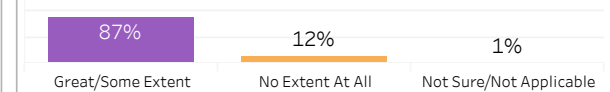
#### Skills and knowledge relevant in the workplace



#### Improved earning potential



#### Improved employment opportunities



### Location of Current Residence

Saskatoon	Regina	Moose Jaw	Prince Albert	Elsewhere in SK	Outside Sask
34%	23%	8%	3%	23%	9%

Institutional Research and Analysis (IR&A)





## 2018-19 Graduate Follow-up Survey Summary of Results (2/2)

Campus: **All**; School: **Mining, Energy & Manufacturing**; Program: **All**; Credential: **All**; Program Type: **Base**

Number of  
Respondents: 214



Institutional Research and Analysis (IR&A)



## 2018-19 Graduate Follow-up Survey Summary of Results (1/2)

School: **Mining, Energy & Manufacturing**; Program: **All**; Campus: **All**; Credential: **All**; Program Type: **Con Ed**  
- Sask Polytech Delivered

Number of Respondents:  
10

Class of Graduates  
2018-19

Base/Con Ed/Brokered  
Con Ed - Sask Polytech D..

School  
Mining, Energy & Manuf..

Program  
All

Administering Campus  
All

Credential  
All

Indigenous  
All

### Overall Employment

Available Workforce	# of Grads Employed	Employment Rate	# of Full-time Employed Grads	Full-time Employment Rate
7	5	71%	5	71%

### Training Related Employment

Available Workforce	# of Grads Employed	Employment Rate	# of Full-time Employed Grads	Full-time Employment Rate
7	2	29%	2	29%

### Location of Employment

Saskatoon	Regina	Moose Jaw	Prince Albert	Elsewhere in SK	Outside Sask
0%	100%	0%	0%	0%	0%

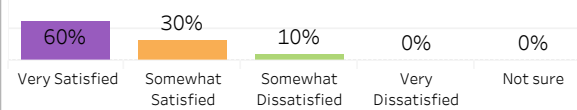
### Average Annual Salary

Overall (\$)	32,327
Full-time Training Related (\$)	39,520

### Salary by Location

	Overall (\$)	Full-time Training Related (\$)
Regina	32,327	39,520

### Overall Satisfaction with Program



### Satisfaction with Sask Polytech

Satisfied with the decision to attend Saskpolytech	Recommend program to others	Recommend Saskpolytech to others
100%	90%	100%

### Satisfaction with Campus Facilities & Services

■ Satisfied ■ Dissatisfied ■ Not sure

#### Campus facilities



#### Campus activities



#### Instruction delivered



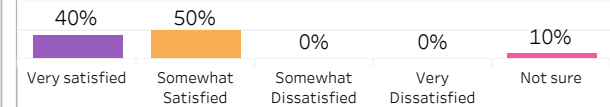
#### Student support services



#### Educational experience

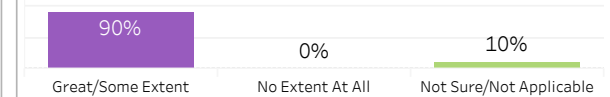


### Relevance of Program to Field of Employment

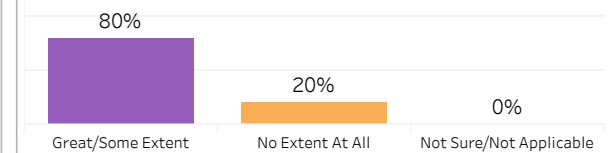


### Program Benefits

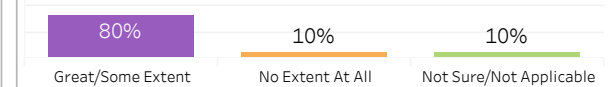
#### Skills and knowledge relevant in the workplace



#### Improved earning potential



#### Improved employment opportunities



### Location of Current Residence

Saskatoon	Regina
20%	80%

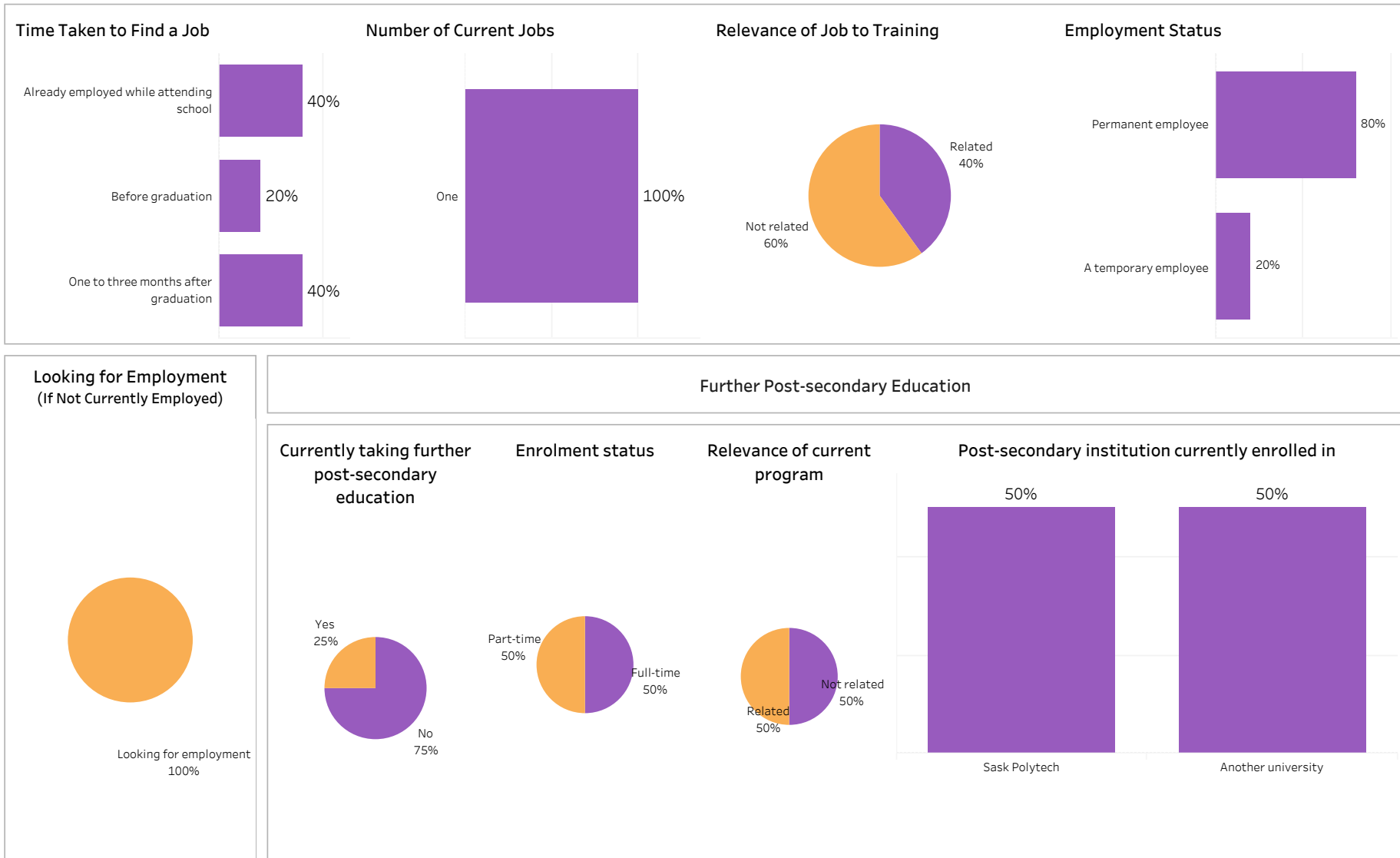
Institutional Research and Analysis (IR&A)



## 2018-19 Graduate Follow-up Survey Summary of Results (2/2)

Campus: **All**; School: **Mining, Energy & Manufacturing**; Program: **All**; Credential: **All**; Program Type: **Con Ed - Sask Polytech Delivered**

Number of  
Respondents: 10



Institutional Research and Analysis (IR&A)



## 2018-19 Graduate Follow-up Survey Summary of Results (1/2)

School: **Mining, Energy & Manufacturing**; Program: **All**; Campus: **All**; Credential: **All**; Program Type: **Con Ed - Brokered**

Number of Respondents:  
41

Class of Graduates  
2018-19

Base/Con Ed/Brokered  
Con Ed - Brokered

School  
Mining, Energy & Manuf..

Program  
All

Administering Campus  
All

Credential  
All

Indigenous  
All

### Overall Employment

Available Workforce	# of Grads Employed	Employment Rate	# of Full-time Employed Grads	Full-time Employment Rate
36	27	75%	26	72%

### Training Related Employment

Available Workforce	# of Grads Employed	Employment Rate	# of Full-time Employed Grads	Full-time Employment Rate
36	15	42%	15	42%

### Location of Employment

Saskatoon	Regina	Moose Jaw	Prince Albert	Elsewhere in SK	Outside Sask
4%	12%	4%	12%	62%	8%

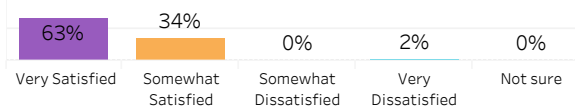
### Average Annual Salary

Overall (\$)	50,330
Full-time Training Related (\$)	54,619

### Salary by Location

	Overall (\$)	Full-time Training Related (\$)
Saskatoon	47,840	
Regina	81,120	124,800
Moose Jaw	70,000	70,000
Prince Albert	38,948	44,304
Elsewhere in SK	46,368	48,618
Alberta	44,000	44,000

### Overall Satisfaction with Program



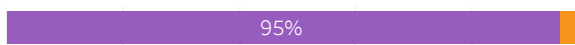
### Satisfaction with Sask Polytech

Satisfied with the decision to attend Saskpolytech	Recommend program to others	Recommend Saskpolytech to others
88%	85%	93%

### Satisfaction with Campus Facilities & Services

■ Satisfied
 ■ Dissatisfied
 ■ Not sure

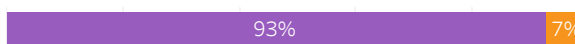
#### Campus facilities



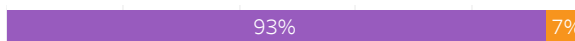
#### Campus activities



#### Instruction delivered



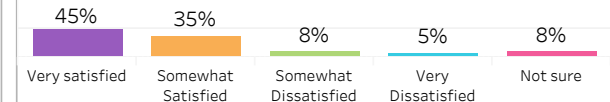
#### Student support services



#### Educational experience

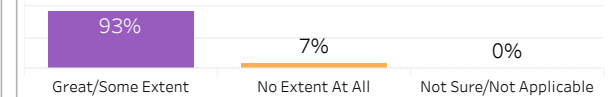


### Relevance of Program to Field of Employment

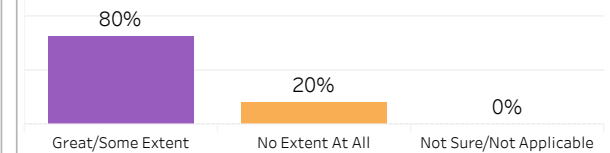


### Program Benefits

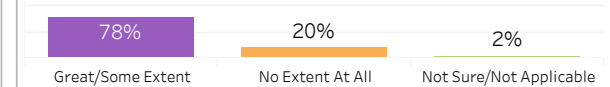
#### Skills and knowledge relevant in the workplace



#### Improved earning potential



#### Improved employment opportunities



### Location of Current Residence

Saskatoon	Regina	Moose Jaw	Prince Albert	Elsewhere in SK	Outside Sask
10%	10%	2%	5%	71%	2%

Institutional Research and Analysis (IR&A)



## 2018-19 Graduate Follow-up Survey Summary of Results (2/2)

Campus: **All**; School: **Mining, Energy & Manufacturing**; Program: **All**; Credential: **All**; Program Type: **Con Ed - Brokered**

Number of  
Respondents: 41



Institutional Research and Analysis (IR&A)



## 2018-19 Graduate Follow-up Survey Summary of Results (1/2)

School: **Mining, Energy & Manufacturing**; Program: **Building Systems Technician**; Campus: **Regina**;  
Credential: **CERT**; Program Type: **Base**

Number of Respondents: 7

Class of Graduates  
2018-19

Base/Con Ed/Brokered  
Base

School  
Mining, Energy & Manuf..

Program  
Building Systems Techn..

Administering Campus  
Regina

Credential  
CERT

Indigenous  
All

### Overall Employment

Available Workforce	# of Grads Employed	Employment Rate	# of Full-time Employed Grads	Full-time Employment Rate
7	7	100%	4	57%

### Training Related Employment

Available Workforce	# of Grads Employed	Employment Rate	# of Full-time Employed Grads	Full-time Employment Rate
7	4	57%	3	43%

### Location of Employment

Saskatoon	Regina	Moose Jaw	Prince Albert	Elsewhere in SK	Outside Sask
29%	57%	0%	0%	14%	0%

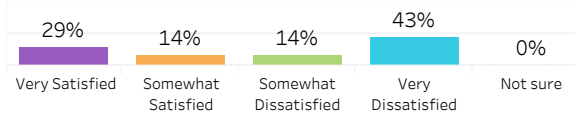
### Average Annual Salary

Overall (\$)	58,989
Full-time Training Related (\$)	58,989

### Salary by Location

	Overall (\$)	Full-time Training Related (\$)
Saskatoon		
Regina		
Elsewhere in SK	58,989	58,989

### Overall Satisfaction with Program



### Satisfaction with Sask Polytech

Satisfied with the decision to attend Saskpolytech	Recommend program to others	Recommend Saskpolytech to others
71%	43%	71%

### Satisfaction with Campus Facilities & Services

■ Satisfied ■ Dissatisfied ■ Not sure

#### Campus facilities



#### Campus activities



#### Instruction delivered



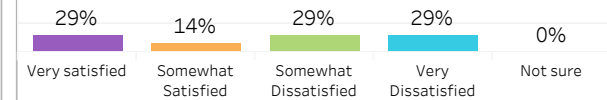
#### Student support services



#### Educational experience

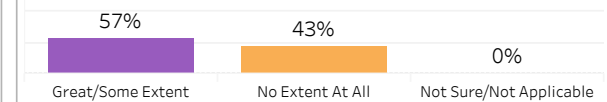


### Relevance of Program to Field of Employment

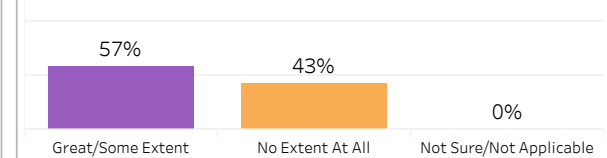


### Program Benefits

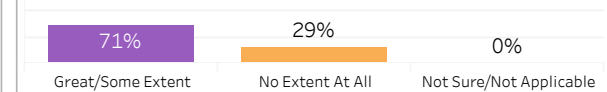
#### Skills and knowledge relevant in the workplace



#### Improved earning potential



#### Improved employment opportunities



### Location of Current Residence

Regina	Moose Jaw	Elsewhere in SK
71%	14%	14%

Institutional Research and Analysis (IR&A)



## 2018-19 Graduate Follow-up Survey Summary of Results (2/2)

Campus: **Regina**; School: **Mining, Energy & Manufacturing**; Program: **Building Systems Technician**;  
Credential: **CERT**; Program Type: **Base**

Number of  
Respondents: 7



Institutional Research and Analysis (IR&A)



# 2018-19 Graduate Follow-up Survey Summary of Results (1/2)

School: Mining, Energy & Manufacturing; Program: CAD/CAM Engineering Technology; Campus: Saskatoon; Credential: DIP; Program Type: Base

Number of Respondents:  
10

Class of Graduates  
2018-19

Base/Con Ed/Brokered  
Base

School  
Mining, Energy & Manuf..

Program  
CAD/CAM Engineering T..

Administering Campus  
Saskatoon

Credential  
DIP

Indigenous  
All

## Overall Employment

Available Workforce	# of Grads Employed	Employment Rate	# of Full-time Employed Grads	Full-time Employment Rate
10	10	100%	10	100%

## Training Related Employment

Available Workforce	# of Grads Employed	Employment Rate	# of Full-time Employed Grads	Full-time Employment Rate
10	9	90%	9	90%

## Location of Employment

Saskatoon	Regina	Moose Jaw	Prince Albert	Elsewhere in SK	Outside Sask
40%	20%	0%	0%	30%	10%

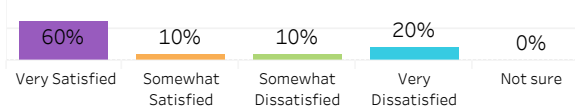
## Average Annual Salary

Overall (\$)	53,840
Full-time Training Related (\$)	53,840

## Salary by Location

	Overall (\$)	Full-time Training Related (\$)
Saskatoon	43,000	43,000
Regina	53,080	53,080
Elsewhere in SK	65,801	65,801
British Columbia	52,000	52,000

## Overall Satisfaction with Program



## Satisfaction with Sask Polytech

Satisfied with the decision to attend Saskpolytech	Recommend program to others	Recommend Saskpolytech to others
90%	90%	78%

## Satisfaction with Campus Facilities & Services

■ Satisfied
 ■ Dissatisfied
 ■ Not sure

### Campus facilities



### Campus activities



### Instruction delivered



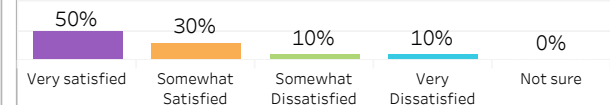
### Student support services



### Educational experience

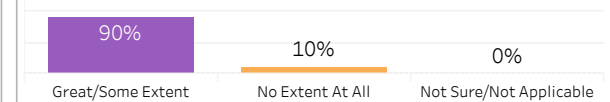


## Relevance of Program to Field of Employment

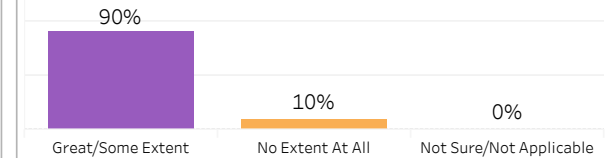


## Program Benefits

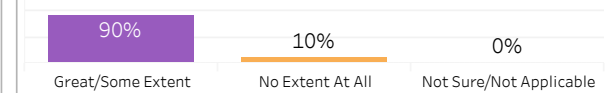
### Skills and knowledge relevant in the workplace



### Improved earning potential



### Improved employment opportunities



## Location of Current Residence

Saskatoon	Regina	Elsewhere in SK	Outside Sask
50%	20%	20%	10%

Institutional Research and Analysis (IR&A)

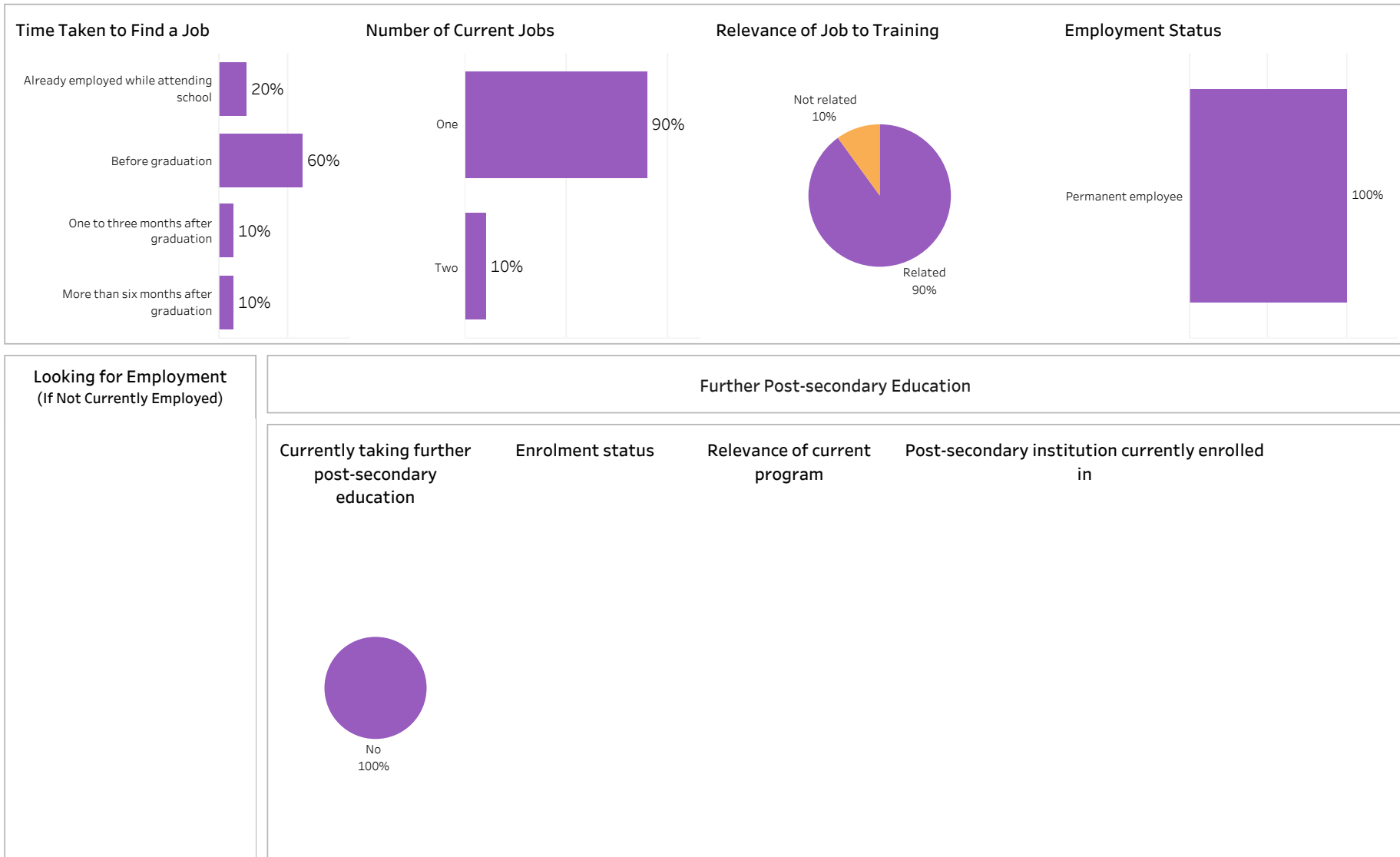




## 2018-19 Graduate Follow-up Survey Summary of Results (2/2)

Campus: **Saskatoon**; School: **Mining, Energy & Manufacturing**; Program: **CAD/CAM Engineering Technology**; Credential: **DIP**; Program Type: **Base**

Number of  
Respondents: 10





# 2018-19 Graduate Follow-up Survey Summary of Results (1/2)

School: **Mining, Energy & Manufacturing**; Program: **Chemical Technology**; Campus: **Saskatoon**; Credential: **DIP**; Program Type: **Base**

Number of Respondents:  
12

Class of Graduates: 2018-19  
Base/Con Ed/Brokered: Base  
School: Mining, Energy & Manuf..  
Program: Chemical Technology  
Administering Campus: Saskatoon  
Credential: DIP  
Indigenous: All

## Overall Employment

Available Workforce	# of Grads Employed	Employment Rate	# of Full-time Employed Grads	Full-time Employment Rate
12	9	75%	9	75%

## Training Related Employment

Available Workforce	# of Grads Employed	Employment Rate	# of Full-time Employed Grads	Full-time Employment Rate
12	8	67%	8	67%

## Location of Employment

Saskatoon	Regina	Moose Jaw	Prince Albert	Elsewhere in SK	Outside Sask
67%	11%	0%	0%	22%	0%

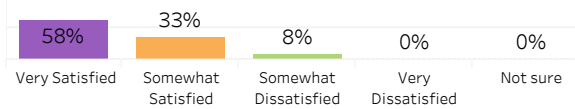
## Average Annual Salary

Overall (\$)	43,896
Full-time Training Related (\$)	43,896

## Salary by Location

	Overall (\$)	Full-time Training Related (\$)
Saskatoon	38,560	38,560
Regina		
Elsewhere in SK	51,900	51,900

## Overall Satisfaction with Program



## Satisfaction with Sask Polytech

Satisfied with the decision to attend Saskpolytech	Recommend program to others	Recommend Saskpolytech to others
100%	64%	92%

## Satisfaction with Campus Facilities & Services

Legend: Satisfied (Purple), Dissatisfied (Orange), Not sure (Pink)

### Campus facilities



### Campus activities



### Instruction delivered



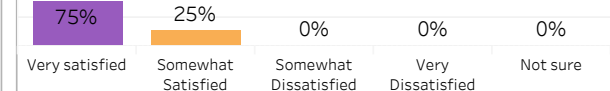
### Student support services



### Educational experience

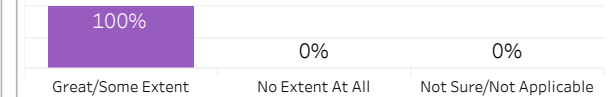


## Relevance of Program to Field of Employment

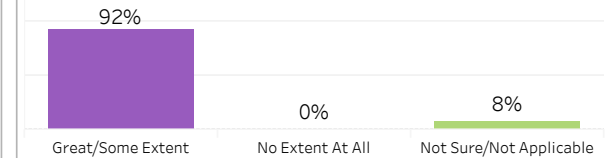


## Program Benefits

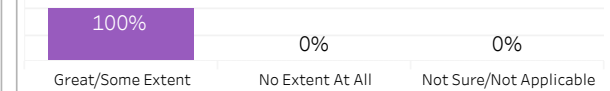
### Skills and knowledge relevant in the workplace



### Improved earning potential



### Improved employment opportunities



## Location of Current Residence

Saskatoon	Regina	Elsewhere in SK	Outside Sask
50%	8%	33%	8%

Institutional Research and Analysis (IR&A)



## 2018-19 Graduate Follow-up Survey Summary of Results (2/2)

Campus: **Saskatoon**; School: **Mining, Energy & Manufacturing**; Program: **Chemical Technology**; Credential: **DIP**; Program Type: **Base**

Number of  
Respondents: 12





# 2018-19 Graduate Follow-up Survey Summary of Results (1/2)

School: **Mining, Energy & Manufacturing**; Program: **Computer Engineering**; Campus: **Moose Jaw**;  
Credential: **DIPC**; Program Type: **Base**

Number of Respondents: 7

Class of Graduates  
2018-19

Base/Con Ed/Brokered  
Base

School  
Mining, Energy & Manuf..

Program  
Computer Engineering

Administering Campus  
Moose Jaw

Credential  
DIPC

Indigenous  
All

## Overall Employment

Available Workforce	# of Grads Employed	Employment Rate	# of Full-time Employed Grads	Full-time Employment Rate
5	5	100%	5	100%

## Training Related Employment

Available Workforce	# of Grads Employed	Employment Rate	# of Full-time Employed Grads	Full-time Employment Rate
5	5	100%	5	100%

## Location of Employment

Saskatoon	Regina	Moose Jaw	Prince Albert	Elsewhere in SK	Outside Sask
20%	20%	20%	0%	20%	20%

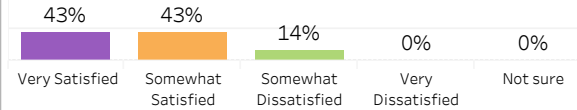
## Average Annual Salary

Overall (\$)	62,663
Full-time Training Related (\$)	62,663

## Salary by Location

	Overall (\$)	Full-time Training Related (\$)
Saskatoon	60,000	60,000
Regina	48,816	48,816
Moose Jaw	55,500	55,500
Elsewhere in SK	68,000	68,000
Ontario	81,000	81,000

## Overall Satisfaction with Program



## Satisfaction with Sask Polytech

Satisfied with the decision to attend Saskpolytech	Recommend program to others	Recommend Saskpolytech to others
100%	100%	100%

## Satisfaction with Campus Facilities & Services

■ Satisfied
 ■ Dissatisfied
 ■ Not sure

### Campus facilities



### Campus activities



### Instruction delivered



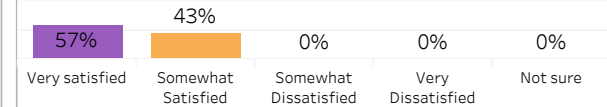
### Student support services



### Educational experience

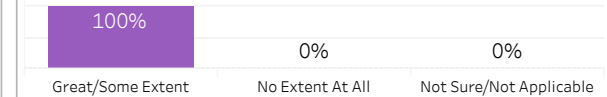


## Relevance of Program to Field of Employment

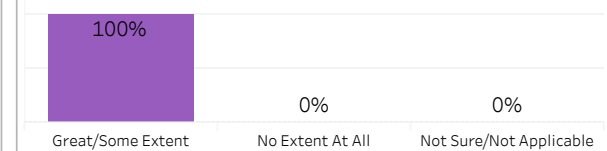


## Program Benefits

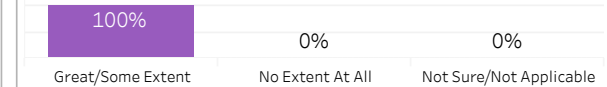
### Skills and knowledge relevant in the workplace



### Improved earning potential



### Improved employment opportunities



## Location of Current Residence

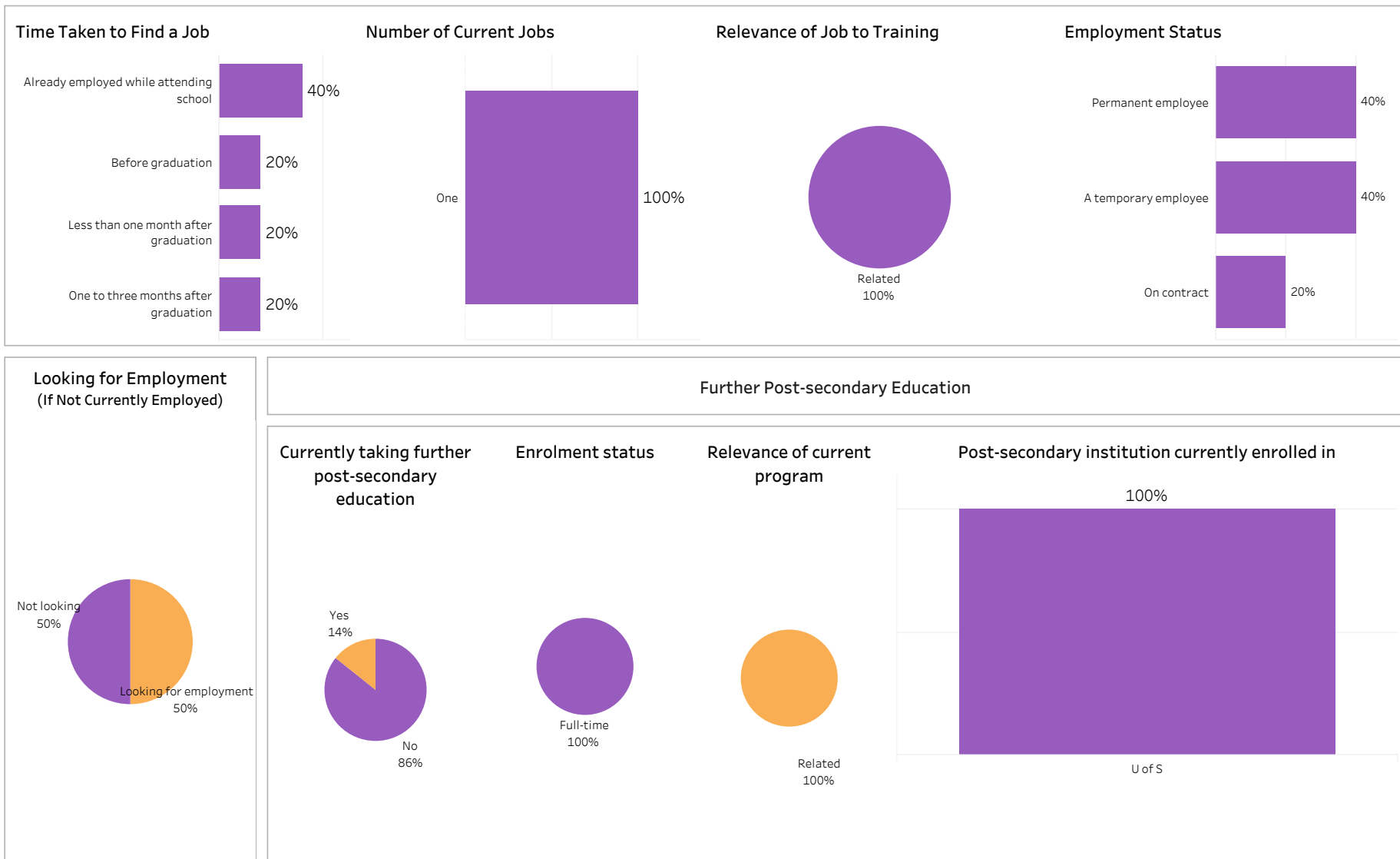
Regina	Moose Jaw	Elsewhere in SK	Outside Sask
14%	57%	14%	14%



## 2018-19 Graduate Follow-up Survey Summary of Results (2/2)

Campus: **Moose Jaw**; School: **Mining, Energy & Manufacturing**; Program: **Computer Engineering**;  
Credential: **DIPC**; Program Type: **Base**

Number of  
Respondents: 7



Institutional Research and Analysis (IR&A)



## 2018-19 Graduate Follow-up Survey Summary of Results (1/2)

School: **Mining, Energy & Manufacturing**; Program: **Electrical Engineering**; Campus: **Moose Jaw**;  
Credential: **DIP & DIPC**; Program Type: **Base**

Number of Respondents:  
10

Class of Graduates  
2018-19

Base/Con Ed/Brokered  
Base

School  
Mining, Energy & Manuf..

Program  
Electrical Engineering

Administering Campus  
Moose Jaw

Credential  
All

Indigenous  
All

### Overall Employment

Available Workforce	# of Grads Employed	Employment Rate	# of Full-time Employed Grads	Full-time Employment Rate
9	8	89%	8	89%

### Training Related Employment

Available Workforce	# of Grads Employed	Employment Rate	# of Full-time Employed Grads	Full-time Employment Rate
9	7	78%	7	78%

### Location of Employment

Saskatoon	Regina	Moose Jaw	Prince Albert	Elsewhere in SK	Outside Sask
25%	13%	13%	13%	13%	25%

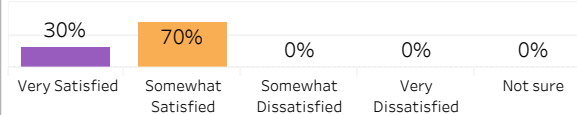
### Average Annual Salary

Overall (\$)	64,135
Full-time Training Related (\$)	73,033

### Salary by Location

	Overall (\$)	Full-time Training Related (\$)
Saskatoon	60,000	60,000
Regina	74,100	74,100
Moose Jaw	37,440	
Prince Albert	85,000	85,000
Elsewhere in SK		
Ontario		
Elsewhere in Canada		

### Overall Satisfaction with Program



### Satisfaction with Sask Polytech

Satisfied with the decision to attend Saskpolytech	Recommend program to others	Recommend Saskpolytech to others
100%	80%	100%

### Satisfaction with Campus Facilities & Services

■ Satisfied
 ■ Dissatisfied
 ■ Not sure

#### Campus facilities



#### Campus activities



#### Instruction delivered



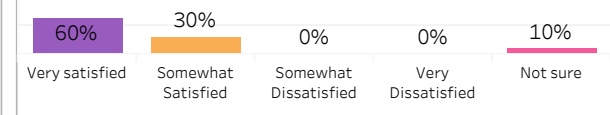
#### Student support services



#### Educational experience

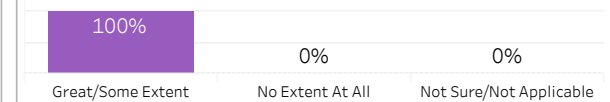


### Relevance of Program to Field of Employment

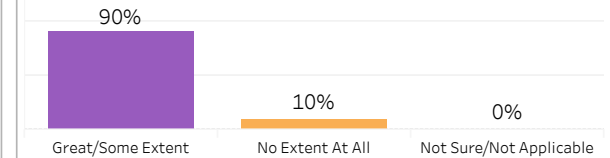


### Program Benefits

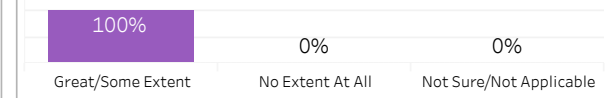
#### Skills and knowledge relevant in the workplace



#### Improved earning potential



#### Improved employment opportunities



### Location of Current Residence

Saskatoon	Regina	Moose Jaw	Prince Albert	Elsewhere in SK	Outside Sask
10%	40%	10%	10%	10%	20%

Institutional Research and Analysis (IR&A)



## 2018-19 Graduate Follow-up Survey Summary of Results (2/2)

Campus: **Moose Jaw**; School: **Mining, Energy & Manufacturing**; Program: **Electrical Engineering**;  
Credential: **DIP & DIPC**; Program Type: **Base**

Number of  
Respondents: 10





# 2018-19 Graduate Follow-up Survey Summary of Results (1/2)

School: **Mining, Energy & Manufacturing**; Program: **Electronic Systems Engineering**; Campus: **Saskatoon**;  
Credential: **DIP**; Program Type: **Base**

Number of Respondents: 6

Class of Graduates: 2018-19  
Base/Con Ed/Brokered Base  
School: Mining, Energy & Manuf..  
Program: Electronic Systems Engi..  
Administering Campus: Saskatoon  
Credential: DIP  
Indigenous: All

## Overall Employment

Available Workforce	# of Grads Employed	Employment Rate	# of Full-time Employed Grads	Full-time Employment Rate
6	5	83%	5	83%

## Training Related Employment

Available Workforce	# of Grads Employed	Employment Rate	# of Full-time Employed Grads	Full-time Employment Rate
6	3	50%	3	50%

## Location of Employment

Saskatoon	Regina	Moose Jaw	Prince Albert	Elsewhere in SK	Outside Sask
80%	20%	0%	0%	0%	0%

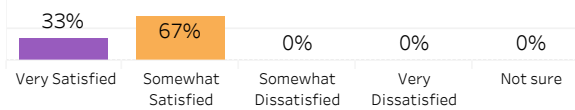
## Average Annual Salary

Overall (\$)	46,800
Full-time Training Related (\$)	52,000

## Salary by Location

	Overall (\$)	Full-time Training Related (\$)
Saskatoon	45,067	52,000
Regina	52,000	

## Overall Satisfaction with Program



## Satisfaction with Sask Polytech

Satisfied with the decision to attend Saskpolytech	Recommend program to others	Recommend Saskpolytech to others
83%	100%	67%

## Satisfaction with Campus Facilities & Services

Legend: Satisfied (Purple), Dissatisfied (Orange), Not sure (Pink)

### Campus facilities



### Campus activities



### Instruction delivered



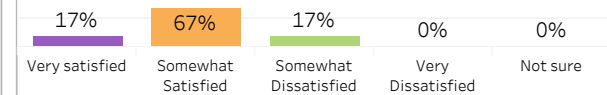
### Student support services



### Educational experience

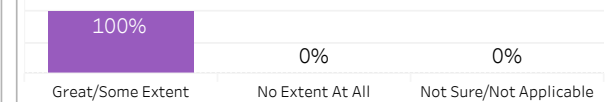


## Relevance of Program to Field of Employment

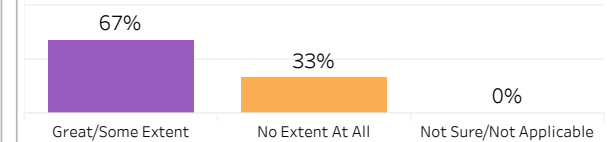


## Program Benefits

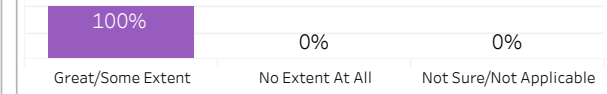
### Skills and knowledge relevant in the workplace



### Improved earning potential



### Improved employment opportunities



## Location of Current Residence

Saskatoon	Regina
83%	17%

Institutional Research and Analysis (IR&A)

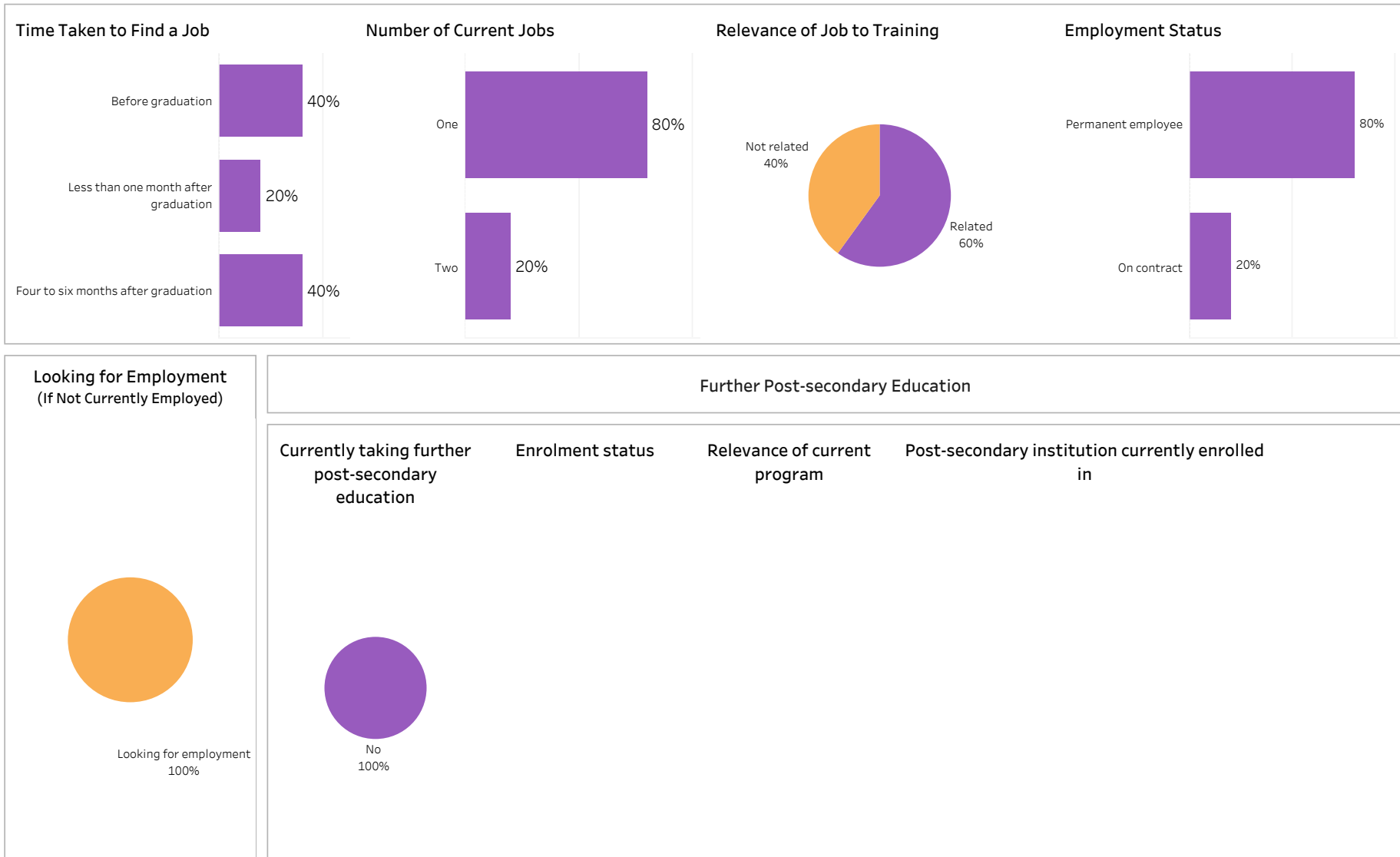




## 2018-19 Graduate Follow-up Survey Summary of Results (2/2)

Campus: **Saskatoon**; School: **Mining, Energy & Manufacturing**; Program: **Electronic Systems Engineering**;  
Credential: **DIP**; Program Type: **Base**

Number of  
Respondents: 6





## 2018-19 Graduate Follow-up Survey Summary of Results (1/2)

School: **Mining, Energy & Manufacturing**; Program: **Engineering Design/Draft Tech**; Campus: **Moose Jaw**;  
Credential: **DIPC**; Program Type: **Base**

Number of Respondents: 5

Class of Graduates  
2018-19

Base/Con Ed/Brokered  
Base

School  
Mining, Energy & Manuf..

Program  
Engineering Design/Dra..

Administering Campus  
Moose Jaw

Credential  
DIPC

Indigenous  
All

### Overall Employment

Available Workforce	# of Grads Employed	Employment Rate	# of Full-time Employed Grads	Full-time Employment Rate
4	3	75%	3	75%

### Training Related Employment

Available Workforce	# of Grads Employed	Employment Rate	# of Full-time Employed Grads	Full-time Employment Rate
4	3	75%	3	75%

### Location of Employment

Saskatoon	Regina	Moose Jaw	Prince Albert	Elsewhere in SK	Outside Sask
0%	33%	0%	0%	33%	33%

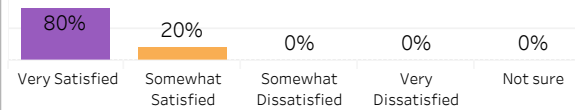
### Average Annual Salary

Overall (\$)	50,000
Full-time Training Related (\$)	50,000

### Salary by Location

	Overall (\$)	Full-time Training Related (\$)
Regina	50,000	50,000
Elsewhere in SK		
British Columbia		

### Overall Satisfaction with Program



### Satisfaction with Sask Polytech

Satisfied with the decision to attend Saskpolytech	Recommend program to others	Recommend Saskpolytech to others
80%	100%	100%

### Satisfaction with Campus Facilities & Services

■ Satisfied ■ Dissatisfied ■ Not sure

#### Campus facilities



#### Campus activities



#### Instruction delivered



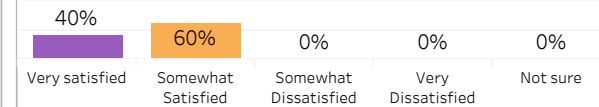
#### Student support services



#### Educational experience

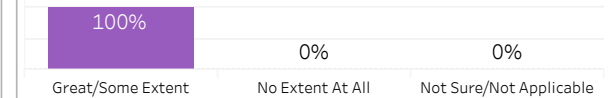


### Relevance of Program to Field of Employment

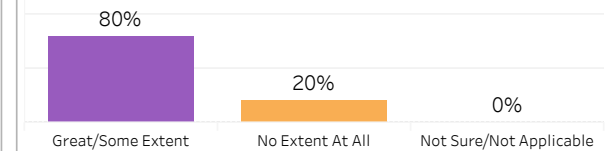


### Program Benefits

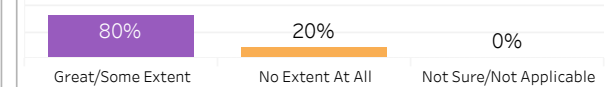
#### Skills and knowledge relevant in the workplace



#### Improved earning potential



#### Improved employment opportunities



### Location of Current Residence

Regina	Moose Jaw	Outside Sask
40%	40%	20%

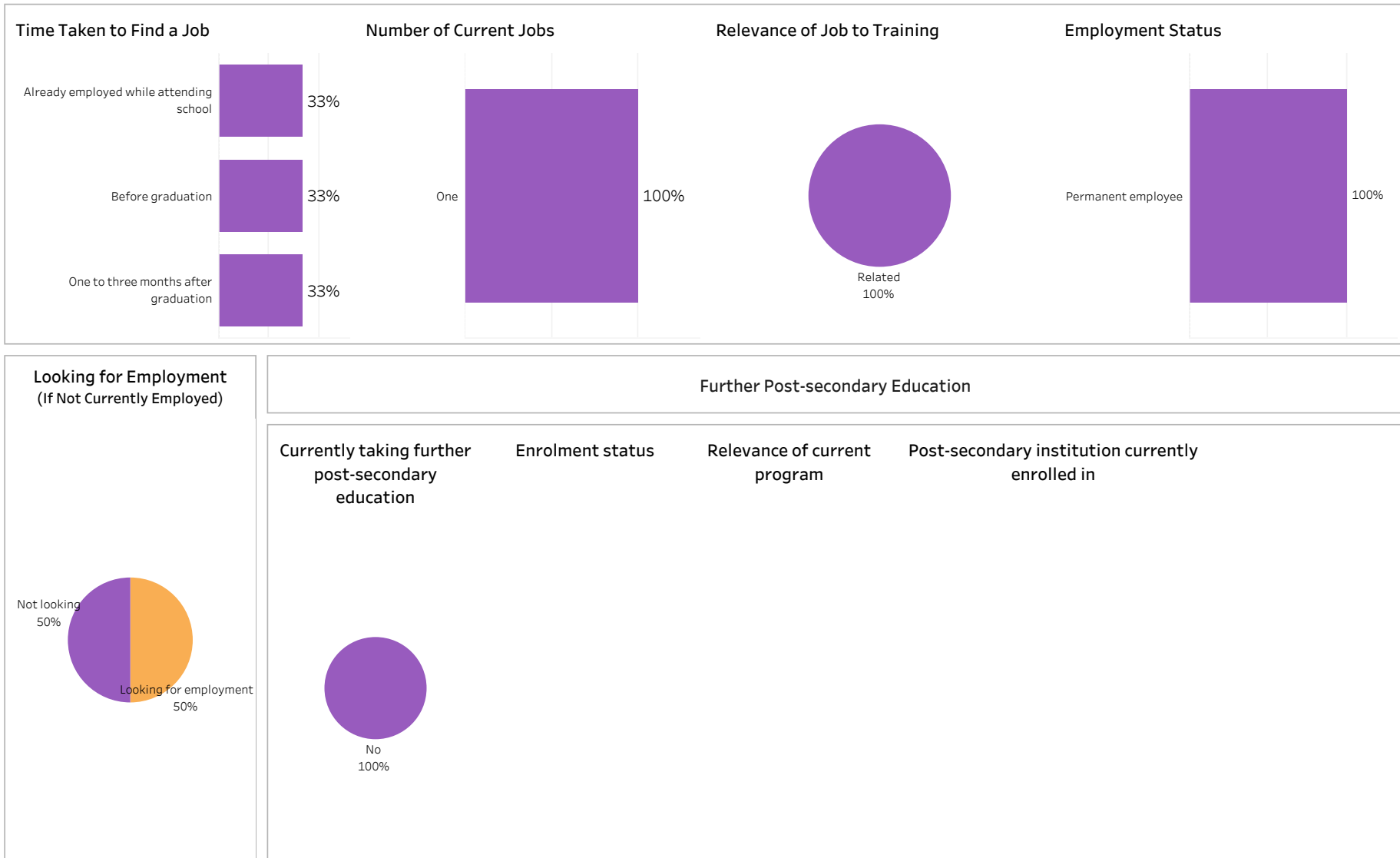
Institutional Research and Analysis (IR&A)



## 2018-19 Graduate Follow-up Survey Summary of Results (2/2)

Campus: **Moose Jaw**; School: **Mining, Energy & Manufacturing**; Program: **Engineering Design/Draft Tech**;  
Credential: **DIPC**; Program Type: **Base**

Number of  
Respondents: 5





## 2018-19 Graduate Follow-up Survey Summary of Results (1/2)

School: **Mining, Energy & Manufacturing**; Program: **Fabricator - Welder**; Campus: **Regina**; Credential: **CERT**; Program Type: **Base**

Number of Respondents: 7

Class of Graduates  
2018-19

Base/Con Ed/Brokered  
Base

School  
Mining, Energy & Manuf..

Program  
Fabricator - Welder

Administering Campus  
Regina

Credential  
CERT

Indigenous  
All

### Overall Employment

Available Workforce	# of Grads Employed	Employment Rate	# of Full-time Employed Grads	Full-time Employment Rate
7	5	71%	5	71%

### Training Related Employment

Available Workforce	# of Grads Employed	Employment Rate	# of Full-time Employed Grads	Full-time Employment Rate
7	3	43%	3	43%

### Location of Employment

Saskatoon	Regina	Moose Jaw	Prince Albert	Elsewhere in SK	Outside Sask
0%	60%	0%	0%	40%	0%

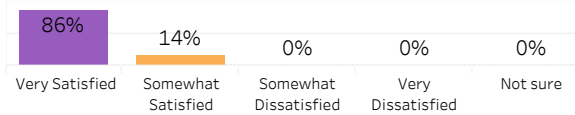
### Average Annual Salary

Overall (\$)	50,147
Full-time Training Related (\$)	56,500

### Salary by Location

	Overall (\$)	Full-time Training Related (\$)
Regina	42,720	48,000
Elsewhere in SK	65,000	65,000

### Overall Satisfaction with Program



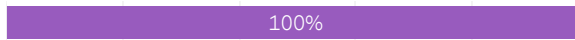
### Satisfaction with Sask Polytech

Satisfied with the decision to attend Saskpolytech	Recommend program to others	Recommend Saskpolytech to others
100%	100%	100%

### Satisfaction with Campus Facilities & Services

■ Satisfied ■ Dissatisfied ■ Not sure

#### Campus facilities



#### Campus activities



#### Instruction delivered



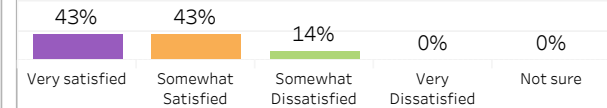
#### Student support services



#### Educational experience

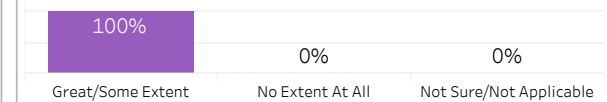


### Relevance of Program to Field of Employment

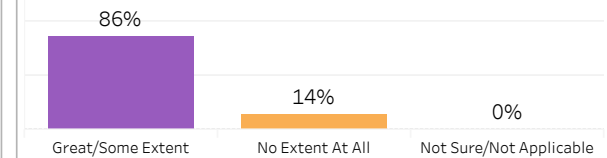


### Program Benefits

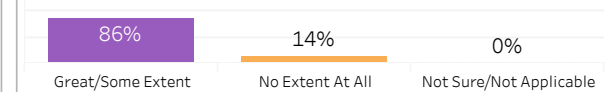
#### Skills and knowledge relevant in the workplace



#### Improved earning potential



#### Improved employment opportunities



### Location of Current Residence

Regina	Elsewhere in SK
71%	29%

Institutional Research and Analysis (IR&A)



## 2018-19 Graduate Follow-up Survey Summary of Results (2/2)

Campus: **Regina**; School: **Mining, Energy & Manufacturing**; Program: **Fabricator - Welder**; Credential: **CERT**;  
Program Type: **Base**

Number of  
Respondents: 7





## 2018-19 Graduate Follow-up Survey Summary of Results (1/2)

School: **Mining, Energy & Manufacturing**; Program: **Fabricator - Welder**; Campus: **Saskatoon**; Credential: **CERT**; Program Type: **Base**

Number of Respondents: 8

Class of Graduates  
2018-19

Base/Con Ed/Brokered  
Base

School  
Mining, Energy & Manuf..

Program  
Fabricator - Welder

Administering Campus  
Saskatoon

Credential  
CERT

Indigenous  
All

### Overall Employment

Available Workforce	# of Grads Employed	Employment Rate	# of Full-time Employed Grads	Full-time Employment Rate
6	6	100%	6	100%

### Training Related Employment

Available Workforce	# of Grads Employed	Employment Rate	# of Full-time Employed Grads	Full-time Employment Rate
6	4	67%	4	67%

### Location of Employment

Saskatoon	Regina	Moose Jaw	Prince Albert	Elsewhere in SK	Outside Sask
67%	0%	0%	0%	33%	0%

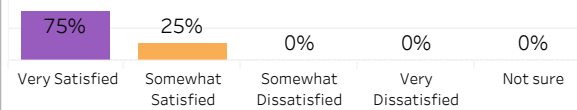
### Average Annual Salary

Overall (\$)	45,232
Full-time Training Related (\$)	51,080

### Salary by Location

	Overall (\$)	Full-time Training Related (\$)
Saskatoon	43,540	50,773
Elsewhere in SK	52,000	52,000

### Overall Satisfaction with Program



### Satisfaction with Sask Polytech

Satisfied with the decision to attend Saskpolytech	Recommend program to others	Recommend Saskpolytech to others
88%	88%	88%

### Satisfaction with Campus Facilities & Services

■ Satisfied ■ Dissatisfied ■ Not sure

#### Campus facilities



#### Campus activities



#### Instruction delivered



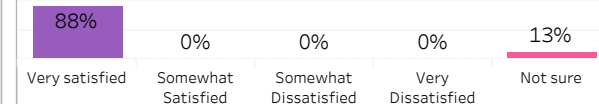
#### Student support services



#### Educational experience

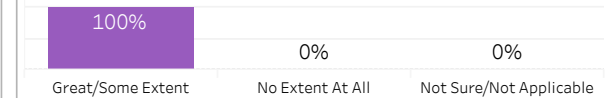


### Relevance of Program to Field of Employment

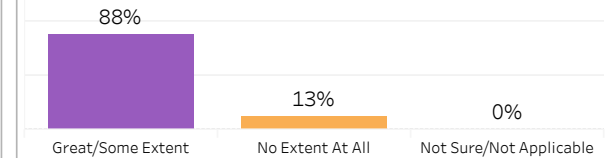


### Program Benefits

#### Skills and knowledge relevant in the workplace



#### Improved earning potential



#### Improved employment opportunities



### Location of Current Residence

Saskatoon	Elsewhere in SK
75%	25%

Institutional Research and Analysis (IR&A)

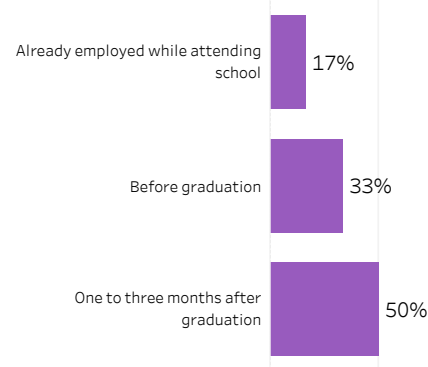


## 2018-19 Graduate Follow-up Survey Summary of Results (2/2)

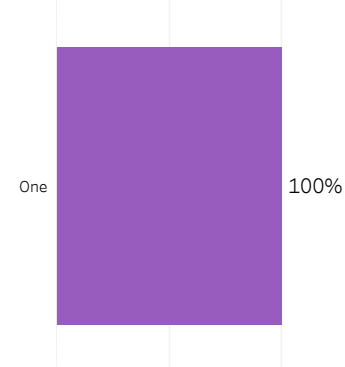
Campus: **Saskatoon**; School: **Mining, Energy & Manufacturing**; Program: **Fabricator - Welder**; Credential: **CERT**; Program Type: **Base**

Number of  
Respondents: 8

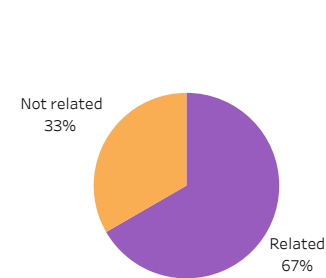
### Time Taken to Find a Job



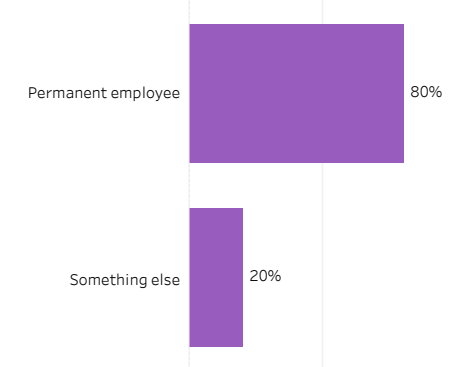
### Number of Current Jobs



### Relevance of Job to Training



### Employment Status

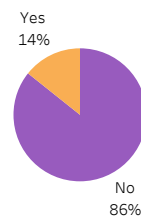


### Looking for Employment (If Not Currently Employed)



### Further Post-secondary Education


#### Currently taking further post-secondary education



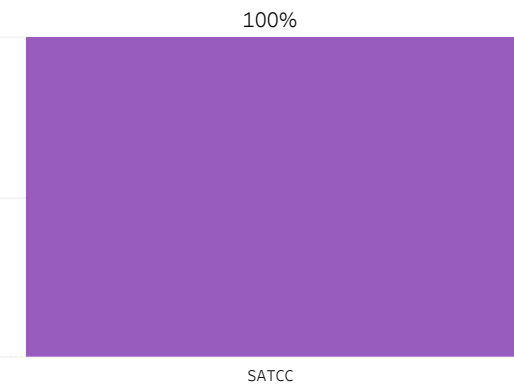
#### Enrolment status



#### Relevance of current program



#### Post-secondary institution currently enrolled in





## 2018-19 Graduate Follow-up Survey Summary of Results (1/2)

Number of Respondents: 6

School: **Mining, Energy & Manufacturing**; Program: **Geomatics/Surveying Eng. Tech.**; Campus: **Moose Jaw**;  
Credential: **DIPC**; Program Type: **Base**

Class of Graduates  
2018-19

Base/Con Ed/Brokered  
Base

School  
Mining, Energy & Manuf..

Program  
Geomatics/Surveying E..

Administering Campus  
Moose Jaw

Credential  
DIPC

Indigenous  
All

### Overall Employment

Available Workforce	# of Grads Employed	Employment Rate	# of Full-time Employed Grads	Full-time Employment Rate
5	5	100%	5	100%

### Training Related Employment

Available Workforce	# of Grads Employed	Employment Rate	# of Full-time Employed Grads	Full-time Employment Rate
5	5	100%	5	100%

### Location of Employment

Saskatoon	Regina	Moose Jaw	Prince Albert	Elsewhere in SK	Outside Sask
0%	60%	0%	0%	20%	20%

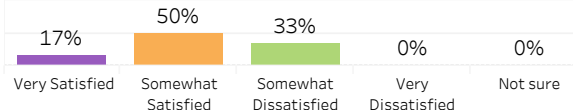
### Average Annual Salary

Overall (\$)	95,367
Full-time Training Related (\$)	95,367

### Salary by Location

	Overall (\$)	Full-time Training Related (\$)
Regina	63,050	63,050
Elsewhere in SK		
Alberta	160,000	160,000

### Overall Satisfaction with Program



### Satisfaction with Sask Polytech

Satisfied with the decision to attend Saskpolytech	Recommend program to others	Recommend Saskpolytech to others
100%	50%	100%

### Satisfaction with Campus Facilities & Services

■ Satisfied ■ Dissatisfied ■ Not sure

#### Campus facilities



#### Campus activities



#### Instruction delivered



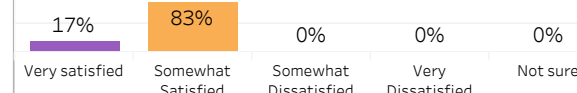
#### Student support services



#### Educational experience

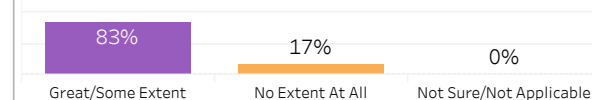


### Relevance of Program to Field of Employment

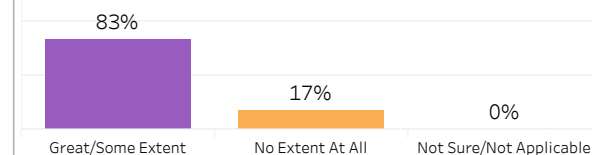


### Program Benefits

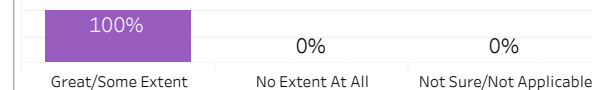
#### Skills and knowledge relevant in the workplace



#### Improved earning potential



#### Improved employment opportunities



### Location of Current Residence

Regina	Moose Jaw	Outside Sask
50%	17%	33%

Institutional Research and Analysis (IR&A)





## 2018-19 Graduate Follow-up Survey Summary of Results (2/2)

Campus: **Moose Jaw**; School: **Mining, Energy & Manufacturing**; Program: **Geomatics/Surveying Eng. Tech.**;  
Credential: **DIPC**; Program Type: **Base**

Number of  
Respondents: 6



Institutional Research and Analysis (IR&A)



# 2018-19 Graduate Follow-up Survey Summary of Results (1/2)

School: Mining, Energy & Manufacturing; Program: Industrial Mechanics; Campus: Prince Albert;  
Credential: CERT; Program Type: Base

Number of Respondents: 4

Class of Graduates: 2018-19  
Base/Con Ed/Brokered: Base  
School: Mining, Energy & Manuf..  
Program: Industrial Mechanics  
Administering Campus: Prince Albert  
Credential: CERT  
Indigenous: All

## Overall Employment

Available Workforce	# of Grads Employed	Employment Rate	# of Full-time Employed Grads	Full-time Employment Rate
4	2	50%	2	50%

## Training Related Employment

Available Workforce	# of Grads Employed	Employment Rate	# of Full-time Employed Grads	Full-time Employment Rate
4	1	25%	1	25%

## Location of Employment

Saskatoon	Regina	Moose Jaw	Prince Albert	Elsewhere in SK	Outside Sask
0%	0%	0%	50%	50%	0%

## Average Annual Salary

Overall (\$)	Full-time Training Related (\$)

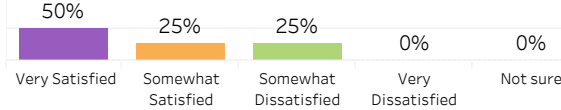
## Salary by Location

Overall (\$)	Full-time Training Related (\$)

Prince Albert

Elsewhere in SK

## Overall Satisfaction with Program



## Satisfaction with Sask Polytech

Satisfied with the decision to attend Saskpolytech	Recommend program to others	Recommend Saskpolytech to others
75%	75%	75%

## Satisfaction with Campus Facilities & Services

Legend: Satisfied (Purple), Dissatisfied (Orange), Not sure (Pink)

### Campus facilities



### Campus activities



### Instruction delivered



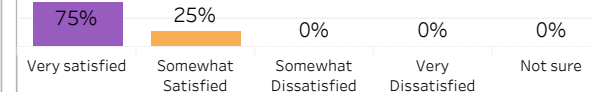
### Student support services



### Educational experience

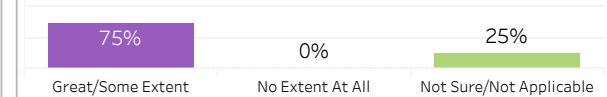


## Relevance of Program to Field of Employment

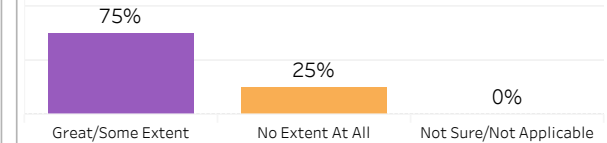


## Program Benefits

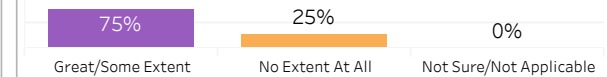
### Skills and knowledge relevant in the workplace



### Improved earning potential



### Improved employment opportunities



## Location of Current Residence

Prince Albert	Elsewhere in SK
50%	50%

Institutional Research and Analysis (IR&A)



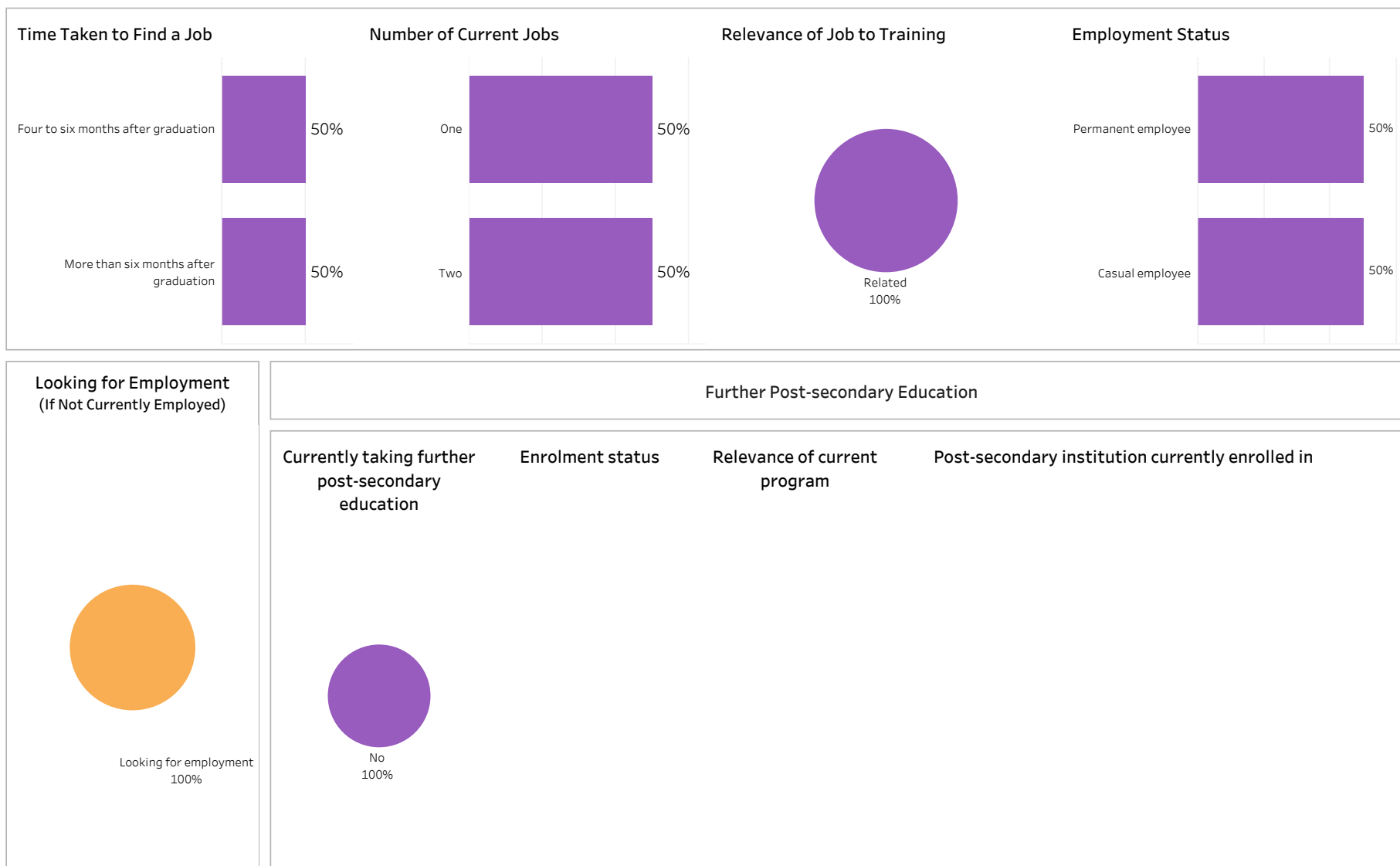
## 2018-19 Graduate Follow-up Survey

### Summary of Results (2/2)

Campus: **Prince Albert**; School: **Mining, Energy & Manufacturing**; Program: **Industrial Mechanics**;

Credential: **CERT**; Program Type: **Base**

Number of  
Respondents: 4



Institutional Research and Analysis (IR&A)



# 2018-19 Graduate Follow-up Survey Summary of Results (1/2)

School: Mining, Energy & Manufacturing; Program: Industrial Mechanics; Campus: Saskatoon; Credential: CERT; Program Type: Base

Number of Respondents:  
13

Class of Graduates: 2018-19  
Base/Con Ed/Brokered: Base  
School: Mining, Energy & Manuf..  
Program: Industrial Mechanics  
Administering Campus: Saskatoon  
Credential: CERT  
Indigenous: All

## Overall Employment

Available Workforce	# of Grads Employed	Employment Rate	# of Full-time Employed Grads	Full-time Employment Rate
12	10	83%	10	83%

## Training Related Employment

Available Workforce	# of Grads Employed	Employment Rate	# of Full-time Employed Grads	Full-time Employment Rate
12	10	83%	10	83%

## Location of Employment

Saskatoon	Regina	Moose Jaw	Prince Albert	Elsewhere in SK	Outside Sask
40%	0%	0%	0%	40%	20%

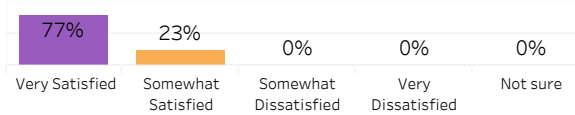
## Average Annual Salary

Overall (\$)	60,083
Full-time Training Related (\$)	60,083

## Salary by Location

	Overall (\$)	Full-time Training Related (\$)
Saskatoon	51,733	51,733
Elsewhere in SK	61,793	61,793
Alberta		
British Columbia	80,000	80,000

## Overall Satisfaction with Program



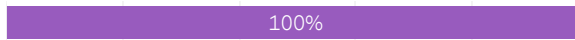
## Satisfaction with Sask Polytech

Satisfied with the decision to attend Saskpolytech	Recommend program to others	Recommend Saskpolytech to others
100%	92%	100%

## Satisfaction with Campus Facilities & Services

Legend: Satisfied (Purple), Dissatisfied (Orange), Not sure (Pink)

### Campus facilities




### Campus activities



### Instruction delivered



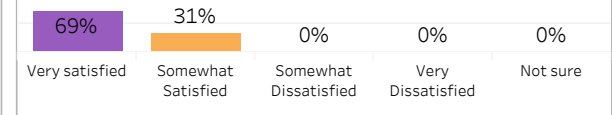
### Student support services



### Educational experience

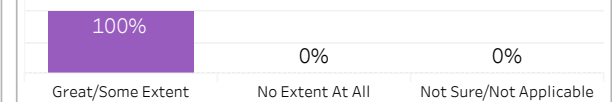


## Relevance of Program to Field of Employment

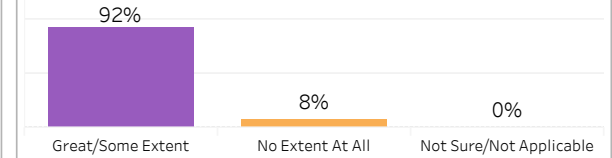


## Program Benefits

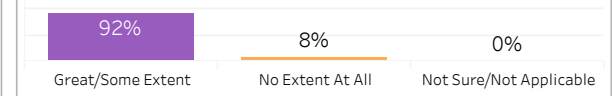
### Skills and knowledge relevant in the workplace



### Improved earning potential



### Improved employment opportunities



## Location of Current Residence

Saskatoon	Elsewhere in SK	Outside Sask
62%	23%	15%



## 2018-19 Graduate Follow-up Survey Summary of Results (2/2)

Campus: **Saskatoon**; School: **Mining, Energy & Manufacturing**; Program: **Industrial Mechanics**; Credential: **CERT**; Program Type: **Base**

Number of  
Respondents: 13



Institutional Research and Analysis (IR&A)



## 2018-19 Graduate Follow-up Survey Summary of Results (1/2)

School: **Mining, Energy & Manufacturing**; Program: **Innovative Manufacturing**; Campus: **Regina**;  
Credential: **DIP**; Program Type: **Base**

Number of Respondents: 6

Class of Graduates  
2018-19

Base/Con Ed/Brokered  
Base

School  
Mining, Energy & Manuf..

Program  
Innovative Manufacturi..

Administering Campus  
Regina

Credential  
DIP

Indigenous  
All

### Overall Employment

Available Workforce	# of Grads Employed	Employment Rate	# of Full-time Employed Grads	Full-time Employment Rate
5	5	100%	4	80%

### Training Related Employment

Available Workforce	# of Grads Employed	Employment Rate	# of Full-time Employed Grads	Full-time Employment Rate
5	4	80%	4	80%

### Location of Employment

Saskatoon	Regina	Moose Jaw	Prince Albert	Elsewhere in SK	Outside Sask
0%	75%	25%	0%	0%	0%

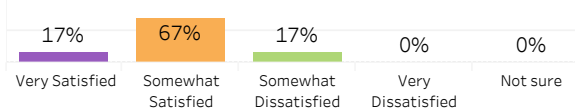
### Average Annual Salary

Overall (\$)	55,432
Full-time Training Related (\$)	55,432

### Salary by Location

	Overall (\$)	Full-time Training Related (\$)
Regina	50,648	50,648
Moose Jaw	65,000	65,000

### Overall Satisfaction with Program



### Satisfaction with Sask Polytech

Satisfied with the decision to attend Saskpolytech	Recommend program to others	Recommend Saskpolytech to others
83%	60%	100%

### Satisfaction with Campus Facilities & Services

■ Satisfied ■ Dissatisfied ■ Not sure

#### Campus facilities



#### Campus activities



#### Instruction delivered



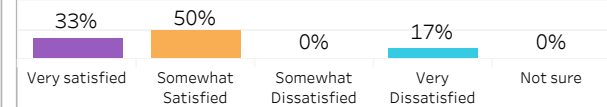
#### Student support services



#### Educational experience

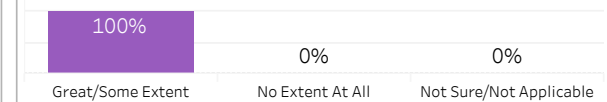


### Relevance of Program to Field of Employment

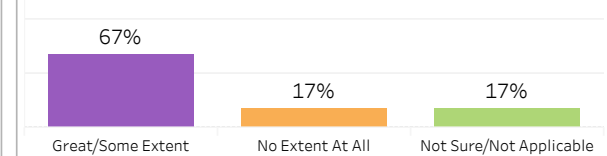


### Program Benefits

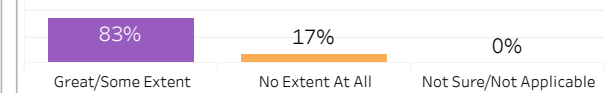
#### Skills and knowledge relevant in the workplace



#### Improved earning potential



#### Improved employment opportunities



### Location of Current Residence

Regina	Moose Jaw
67%	33%

Institutional Research and Analysis (IR&A)



## 2018-19 Graduate Follow-up Survey Summary of Results (2/2)

Campus: **Regina**; School: **Mining, Energy & Manufacturing**; Program: **Innovative Manufacturing**;  
Credential: **DIP**; Program Type: **Base**

Number of  
Respondents: 6





## 2018-19 Graduate Follow-up Survey Summary of Results (1/2)

School: **Mining, Energy & Manufacturing**; Program: **Instrumentation Engineering**; Campus: **Moose Jaw**;  
Credential: **DIPC**; Program Type: **Base**

Number of Respondents:  
10

Class of Graduates  
2018-19

Base/Con Ed/Brokered  
Base

School  
Mining, Energy & Manuf..

Program  
Instrumentation Engine..

Administering Campus  
Moose Jaw

Credential  
DIPC

Indigenous  
All

### Overall Employment

Available Workforce	# of Grads Employed	Employment Rate	# of Full-time Employed Grads	Full-time Employment Rate
10	7	70%	7	70%

### Training Related Employment

Available Workforce	# of Grads Employed	Employment Rate	# of Full-time Employed Grads	Full-time Employment Rate
10	7	70%	7	70%

### Location of Employment

Saskatoon	Regina	Moose Jaw	Prince Albert	Elsewhere in SK	Outside Sask
29%	0%	14%	0%	57%	0%

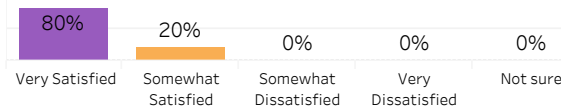
### Average Annual Salary

Overall (\$)	76,168
Full-time Training Related (\$)	76,168

### Salary by Location

	Overall (\$)	Full-time Training Related (\$)
Saskatoon	69,420	69,420
Moose Jaw		
Elsewhere in SK	80,667	80,667

### Overall Satisfaction with Program



### Satisfaction with Sask Polytech

Satisfied with the decision to attend Saskpolytech	Recommend program to others	Recommend Saskpolytech to others
90%	90%	90%

### Satisfaction with Campus Facilities & Services

■ Satisfied ■ Dissatisfied ■ Not sure

#### Campus facilities



#### Campus activities



#### Instruction delivered



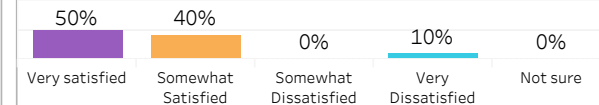
#### Student support services



#### Educational experience

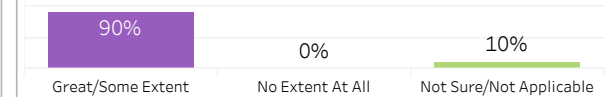


### Relevance of Program to Field of Employment

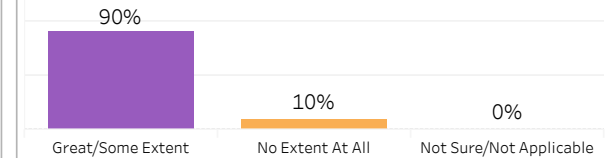


### Program Benefits

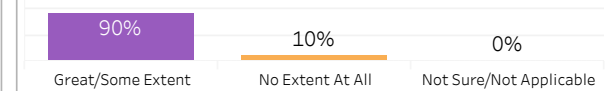
#### Skills and knowledge relevant in the workplace



#### Improved earning potential



#### Improved employment opportunities



### Location of Current Residence

Saskatoon	Regina	Moose Jaw	Elsewhere in SK
30%	20%	20%	30%

Institutional Research and Analysis (IR&A)

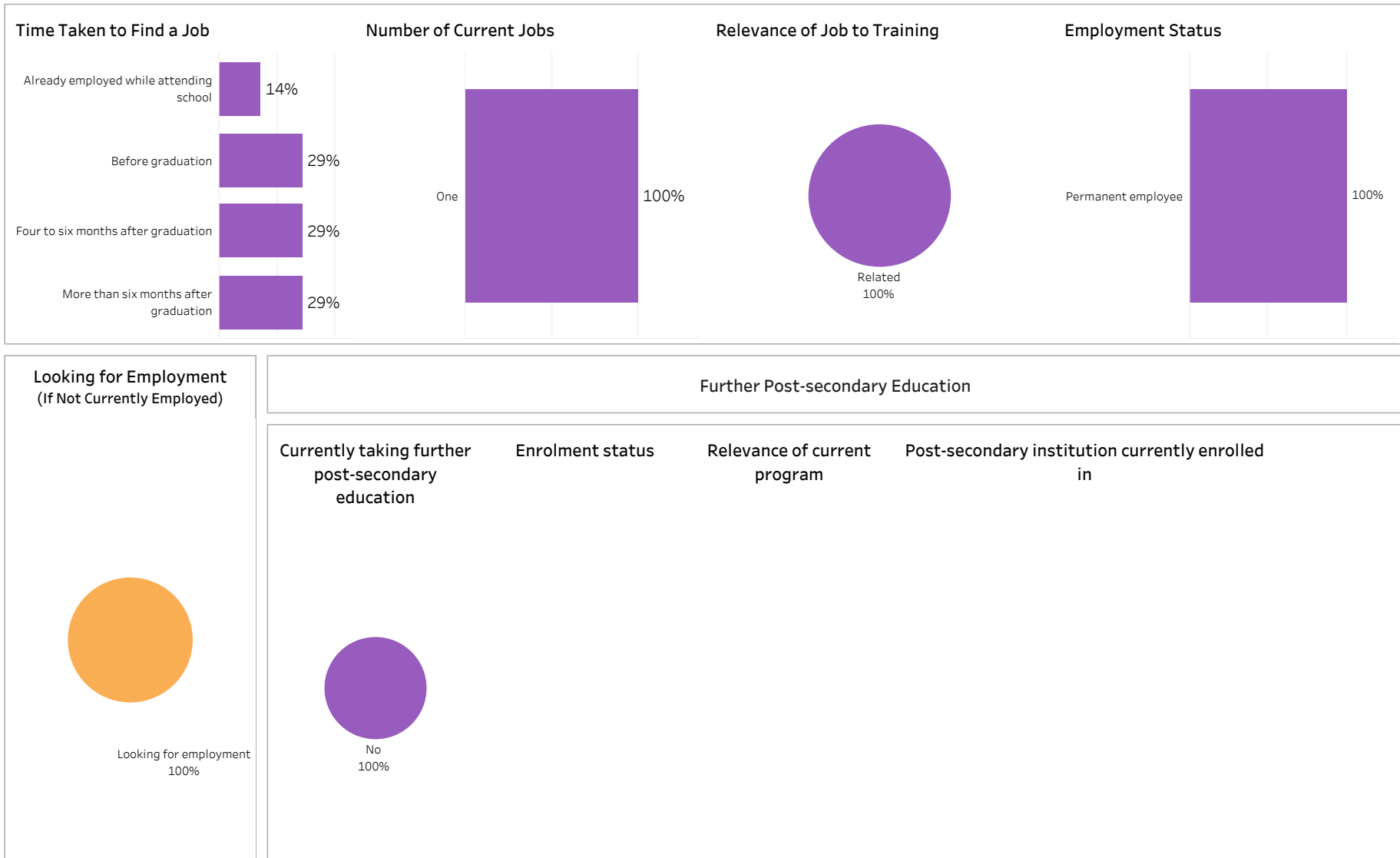




## 2018-19 Graduate Follow-up Survey Summary of Results (2/2)

Campus: **Moose Jaw**; School: **Mining, Energy & Manufacturing**; Program: **Instrumentation Engineering**;  
Credential: **DIPC**; Program Type: **Base**

Number of  
Respondents: 10





# 2018-19 Graduate Follow-up Survey Summary of Results (1/2)

School: **Mining, Energy & Manufacturing**; Program: **Machinist**; Campus: **Regina**; Credential: **CERT**;  
Program Type: **Base**

Number of Respondents:  
11

Class of Graduates  
2018-19

Base/Con Ed/Brokered  
Base

School  
Mining, Energy & Manuf..

Program  
Machinist

Administering Campus  
Regina

Credential  
CERT

Indigenous  
All

## Overall Employment

Available Workforce	# of Grads Employed	Employment Rate	# of Full-time Employed Grads	Full-time Employment Rate
10	8	80%	8	80%

## Training Related Employment

Available Workforce	# of Grads Employed	Employment Rate	# of Full-time Employed Grads	Full-time Employment Rate
10	7	70%	7	70%

## Location of Employment

Saskatoon	Regina	Moose Jaw	Prince Albert	Elsewhere in SK	Outside Sask
0%	25%	13%	0%	63%	0%

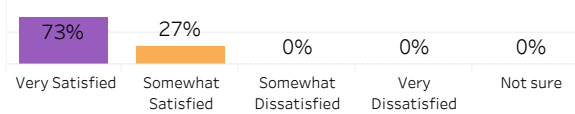
## Average Annual Salary

Overall (\$)	52,166
Full-time Training Related (\$)	39,208

## Salary by Location

	Overall (\$)	Full-time Training Related (\$)
Regina	43,680	43,680
Moose Jaw	37,440	37,440
Elsewhere in SK	59,904	37,856

## Overall Satisfaction with Program



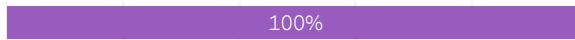
## Satisfaction with Sask Polytech

Satisfied with the decision to attend Saskpolytech	Recommend program to others	Recommend Saskpolytech to others
91%	82%	91%

## Satisfaction with Campus Facilities & Services

■ Satisfied ■ Dissatisfied ■ Not sure

### Campus facilities



### Campus activities



### Instruction delivered



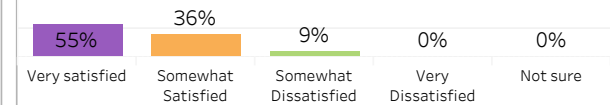
### Student support services



### Educational experience

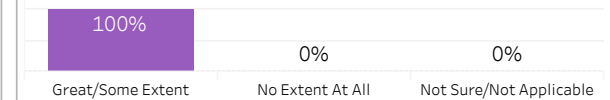


## Relevance of Program to Field of Employment

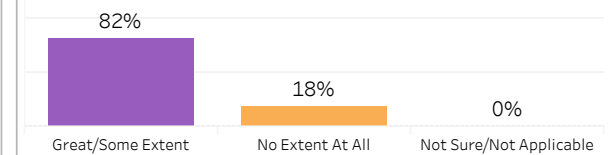


## Program Benefits

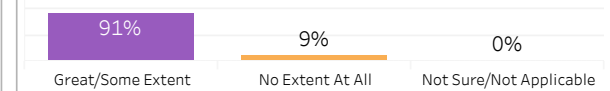
### Skills and knowledge relevant in the workplace



### Improved earning potential



### Improved employment opportunities



## Location of Current Residence

Regina	Elsewhere in SK	Outside Sask
55%	36%	9%

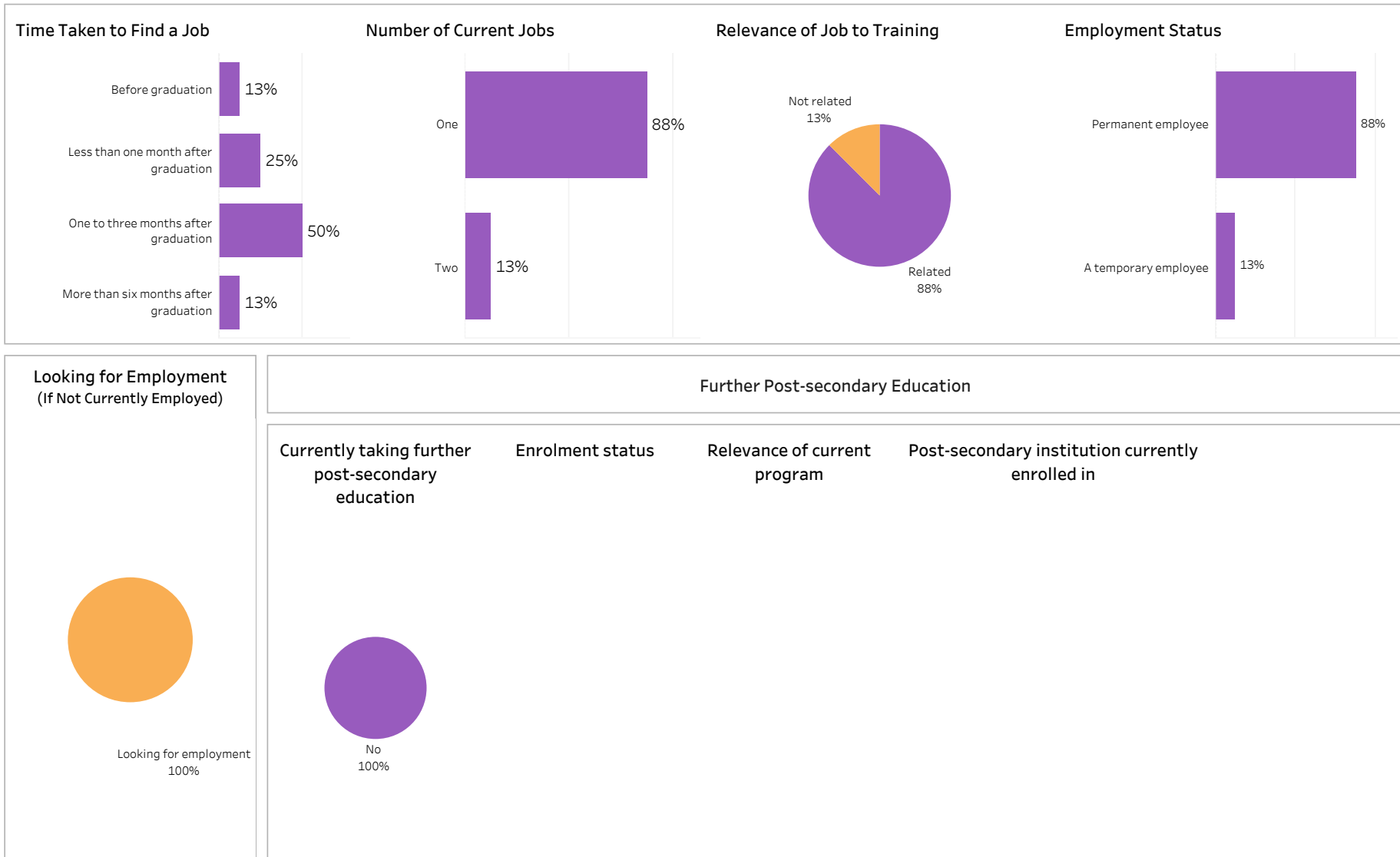
Institutional Research and Analysis (IR&A)



## 2018-19 Graduate Follow-up Survey Summary of Results (2/2)

Campus: **Regina**; School: **Mining, Energy & Manufacturing**; Program: **Machinist**; Credential: **CERT**; Program Type: **Base**

Number of  
Respondents: 11





## 2018-19 Graduate Follow-up Survey Summary of Results (1/2)

School: **Mining, Energy & Manufacturing**; Program: **Machinist**; Campus: **Saskatoon**; Credential: **CERT**;  
Program Type: **Base**

Number of Respondents:  
11

Class of Graduates  
2018-19

Base/Con Ed/Brokered  
Base

School  
Mining, Energy & Manuf..

Program  
Machinist

Administering Campus  
Saskatoon

Credential  
CERT

Indigenous  
All

### Overall Employment

Available Workforce	# of Grads Employed	Employment Rate	# of Full-time Employed Grads	Full-time Employment Rate
10	10	100%	10	100%

### Training Related Employment

Available Workforce	# of Grads Employed	Employment Rate	# of Full-time Employed Grads	Full-time Employment Rate
10	5	50%	5	50%

### Location of Employment

Saskatoon	Regina	Moose Jaw	Prince Albert	Elsewhere in SK	Outside Sask
70%	0%	0%	0%	30%	0%

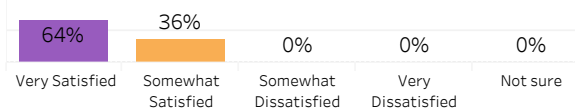
### Average Annual Salary

Overall (\$)	43,723
Full-time Training Related (\$)	39,910

### Salary by Location

	Overall (\$)	Full-time Training Related (\$)
Saskatoon	39,910	39,910
Elsewhere in SK	51,350	

### Overall Satisfaction with Program



### Satisfaction with Sask Polytech

Satisfied with the decision to attend Saskpolytech	Recommend program to others	Recommend Saskpolytech to others
100%	100%	100%

### Satisfaction with Campus Facilities & Services

■ Satisfied ■ Dissatisfied ■ Not sure

#### Campus facilities



#### Campus activities



#### Instruction delivered



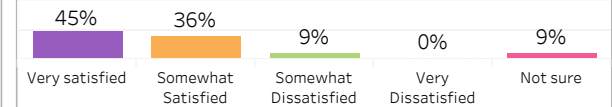
#### Student support services



#### Educational experience

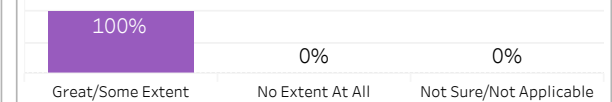


### Relevance of Program to Field of Employment

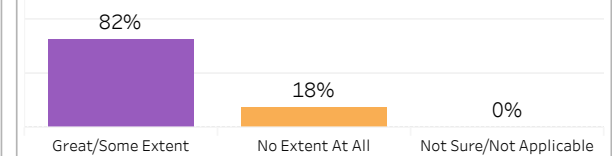


### Program Benefits

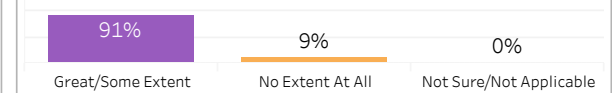
#### Skills and knowledge relevant in the workplace



#### Improved earning potential



#### Improved employment opportunities



### Location of Current Residence

Saskatoon	Elsewhere in SK
82%	18%

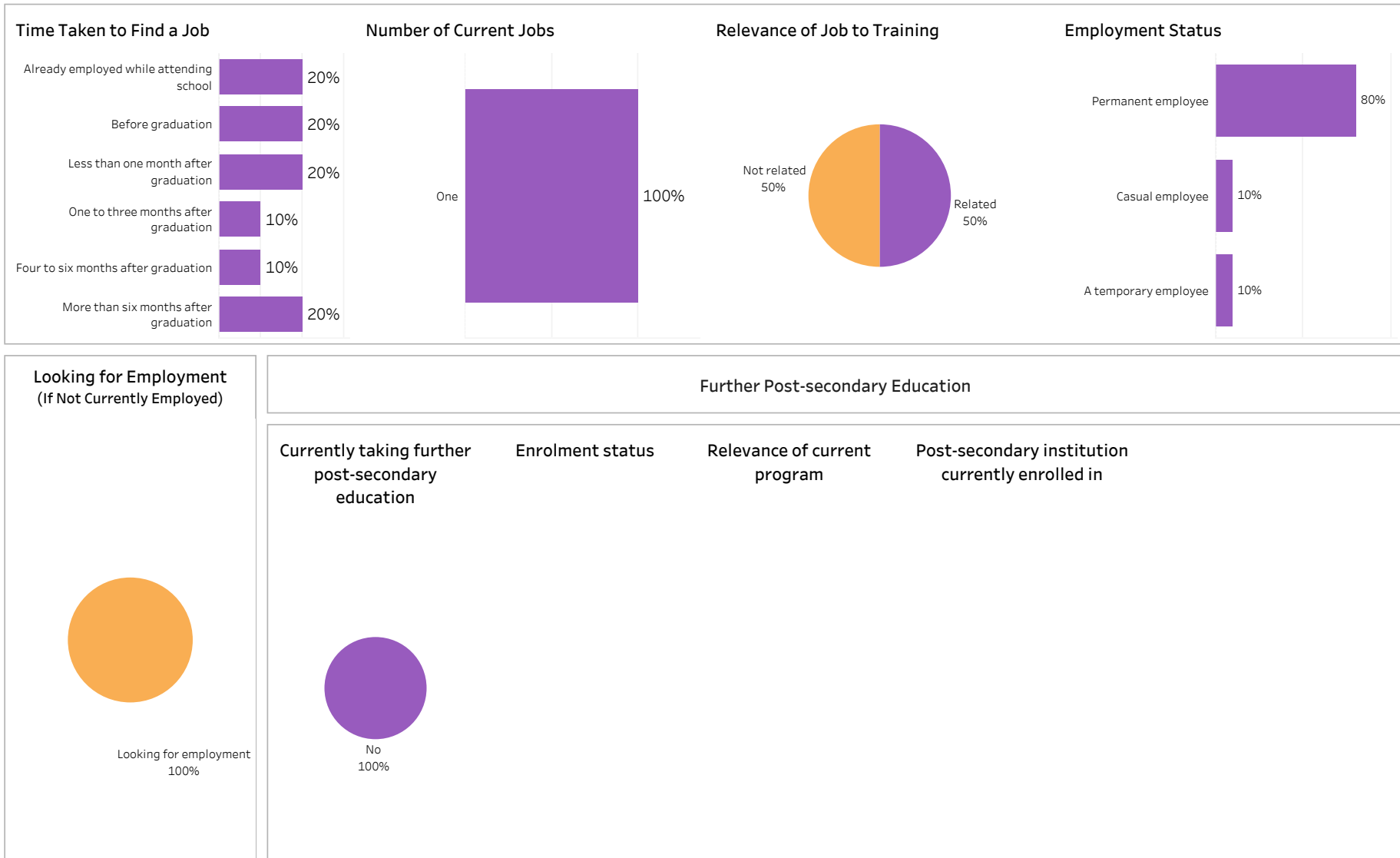
Institutional Research and Analysis (IR&A)



## 2018-19 Graduate Follow-up Survey Summary of Results (2/2)

Campus: **Saskatoon**; School: **Mining, Energy & Manufacturing**; Program: **Machinist**; Credential: **CERT**;  
Program Type: **Base**

Number of  
Respondents: 11





## 2018-19 Graduate Follow-up Survey Summary of Results (1/2)

School: **Mining, Energy & Manufacturing**; Program: **Mechanical Engineering**; Campus: **Saskatoon**;  
Credential: **DIP**; Program Type: **Base**

Number of Respondents:  
12

Class of Graduates  
2018-19

Base/Con Ed/Brokered  
Base

School  
Mining, Energy & Manuf..

Program  
Mechanical Engineering

Administering Campus  
Saskatoon

Credential  
DIP

Indigenous  
All

### Overall Employment

Available Workforce	# of Grads Employed	Employment Rate	# of Full-time Employed Grads	Full-time Employment Rate
12	11	92%	11	92%

### Training Related Employment

Available Workforce	# of Grads Employed	Employment Rate	# of Full-time Employed Grads	Full-time Employment Rate
12	10	83%	10	83%

### Location of Employment

Saskatoon	Regina	Moose Jaw	Prince Albert	Elsewhere in SK	Outside Sask
64%	9%	0%	9%	18%	0%

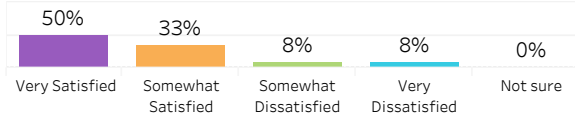
### Average Annual Salary

Overall (\$)	51,325
Full-time Training Related (\$)	51,325

### Salary by Location

	Overall (\$)	Full-time Training Related (\$)
Saskatoon	52,620	52,620
Regina	44,850	44,850
Prince Albert		
Elsewhere in SK		

### Overall Satisfaction with Program



### Satisfaction with Sask Polytech

Satisfied with the decision to attend Saskpolytech	Recommend program to others	Recommend Saskpolytech to others
92%	83%	100%

### Satisfaction with Campus Facilities & Services

■ Satisfied ■ Dissatisfied ■ Not sure

#### Campus facilities



#### Campus activities



#### Instruction delivered



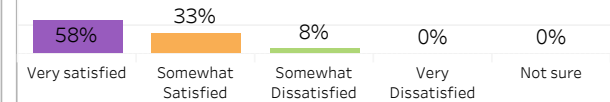
#### Student support services



#### Educational experience

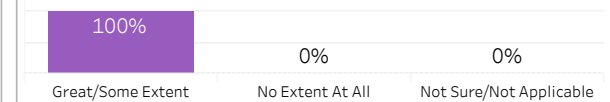


### Relevance of Program to Field of Employment

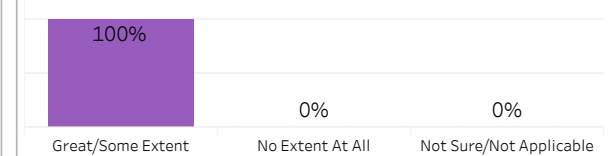


### Program Benefits

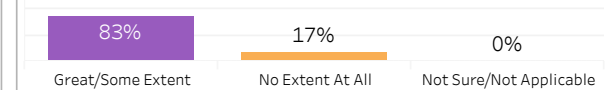
#### Skills and knowledge relevant in the workplace



#### Improved earning potential



#### Improved employment opportunities



### Location of Current Residence

Saskatoon	Regina	Prince Albert	Elsewhere in SK
58%	8%	8%	25%

Institutional Research and Analysis (IR&A)

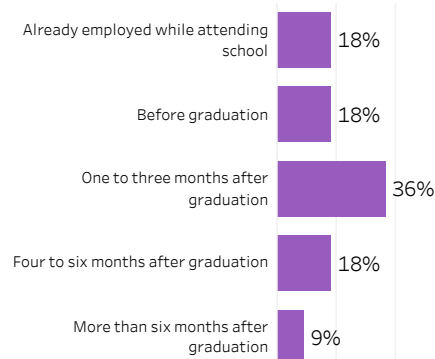


## 2018-19 Graduate Follow-up Survey Summary of Results (2/2)

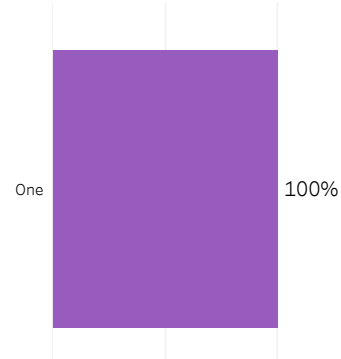
Campus: **Saskatoon**; School: **Mining, Energy & Manufacturing**; Program: **Mechanical Engineering**;  
Credential: **DIP**; Program Type: **Base**

Number of  
Respondents: 12

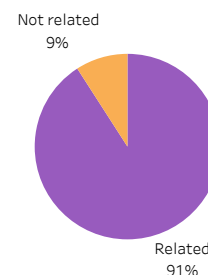
### Time Taken to Find a Job



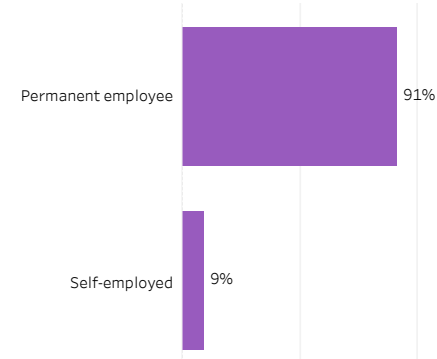
### Number of Current Jobs



### Relevance of Job to Training



### Employment Status

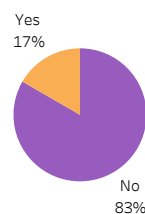


### Looking for Employment (If Not Currently Employed)



### Further Post-secondary Education


#### Currently taking further post-secondary education



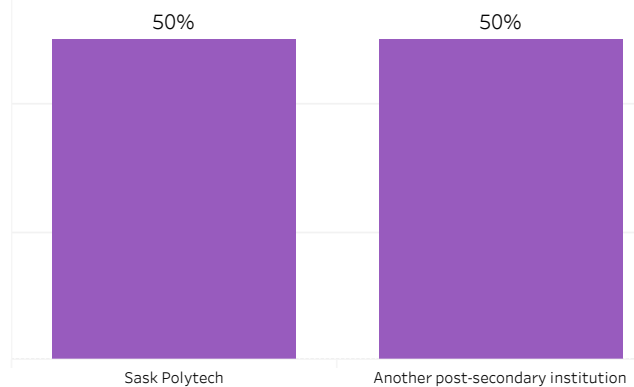
#### Enrolment status



#### Relevance of current program



#### Post-secondary institution currently enrolled in





# 2018-19 Graduate Follow-up Survey Summary of Results (1/2)

School: **Mining, Energy & Manufacturing**; Program: **Mining Engineering Technology**; Campus: **Saskatoon**;  
Credential: **DIP**; Program Type: **Base**

Number of Respondents: 7

Class of Graduates 2018-19	Base/Con Ed/Brokered Base	School Mining, Energy & Manuf..	Program Mining Engineering Tec..	Administering Campus Saskatoon	Credential DIP	Indigenous All
-------------------------------	------------------------------	------------------------------------	-------------------------------------	-----------------------------------	-------------------	-------------------

## Overall Employment

Available Workforce	# of Grads Employed	Employment Rate	# of Full-time Employed Grads	Full-time Employment Rate
7	6	86%	5	71%

## Training Related Employment

Available Workforce	# of Grads Employed	Employment Rate	# of Full-time Employed Grads	Full-time Employment Rate
7	4	57%	4	57%

## Location of Employment

Saskatoon	Regina	Moose Jaw	Prince Albert	Elsewhere in SK	Outside Sask
33%	0%	0%	0%	50%	17%

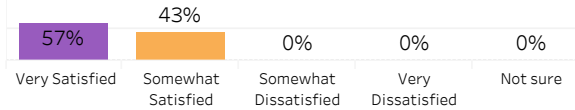
## Average Annual Salary

Overall (\$)	74,575
Full-time Training Related (\$)	74,575

## Salary by Location

	Overall (\$)	Full-time Training Related (\$)
Saskatoon	110,000	110,000
Elsewhere in SK	66,500	66,500
Manitoba	55,300	55,300

## Overall Satisfaction with Program



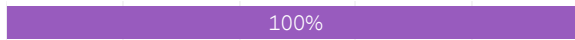
## Satisfaction with Sask Polytech

Satisfied with the decision to attend Saskpolytech	Recommend program to others	Recommend Saskpolytech to others
100%	71%	100%

## Satisfaction with Campus Facilities & Services

■ Satisfied ■ Dissatisfied ■ Not sure

### Campus facilities



### Campus activities



### Instruction delivered



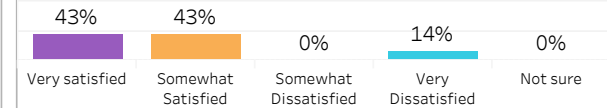
### Student support services



### Educational experience

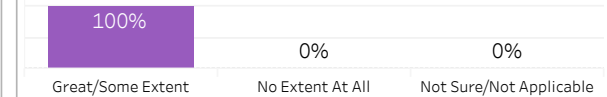


## Relevance of Program to Field of Employment

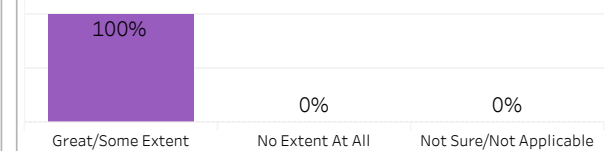


## Program Benefits

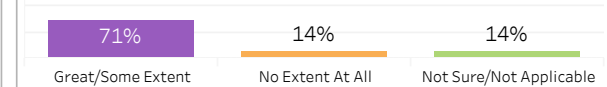
### Skills and knowledge relevant in the workplace



### Improved earning potential



### Improved employment opportunities



## Location of Current Residence

Saskatoon	Elsewhere in SK	Outside Sask
57%	29%	14%





## 2018-19 Graduate Follow-up Survey Summary of Results (2/2)

Campus: **Saskatoon**; School: **Mining, Energy & Manufacturing**; Program: **Mining Engineering Technology**;  
Credential: **DIP**; Program Type: **Base**

Number of  
Respondents: 7





## 2018-19 Graduate Follow-up Survey Summary of Results (1/2)

School: **Mining, Energy & Manufacturing**; Program: **Power Engineering**; Campus: **Saskatoon**; Credential: **CERT**; Program Type: **Con Ed - Sask Polytech Delivered**

Number of Respondents: 1

Class of Graduates  
2018-19

Base/Con Ed/Brokered  
Con Ed - Sask Polytech D..

School  
Mining, Energy & Manuf..

Program  
Power Engineering

Administering Campus  
Saskatoon

Credential  
CERT

Indigenous  
All

### Overall Employment

Available Workforce	# of Grads Employed	Employment Rate	# of Full-time Employed Grads	Full-time Employment Rate

### Training Related Employment

Available Workforce	# of Grads Employed	Employment Rate	# of Full-time Employed Grads	Full-time Employment Rate

### Location of Employment

Saskatoon	Regina	Moose Jaw	Prince Albert	Elsewhere in SK	Outside Sask

### Average Annual Salary

Overall (\$)	
Full-time Training Related (\$)	

### Salary by Location

### Overall Satisfaction with Program

0%	100%	0%	0%	0%
Very Satisfied	Somewhat Satisfied	Somewhat Dissatisfied	Very Dissatisfied	Not sure

### Satisfaction with Sask Polytech

Satisfied with the decision to attend Saskpolytech	Recommend program to others	Recommend Saskpolytech to others
100%	100%	100%

### Satisfaction with Campus Facilities & Services

■ Satisfied ■ Dissatisfied ■ Not sure

#### Campus facilities



#### Campus activities



#### Instruction delivered



#### Student support services



#### Educational experience

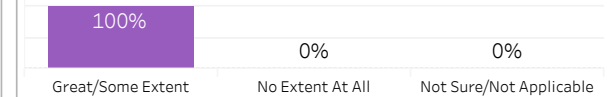


### Relevance of Program to Field of Employment

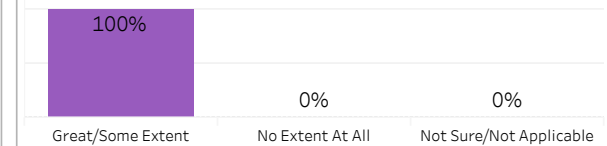
0%	100%	0%	0%	0%
Very satisfied	Somewhat Satisfied	Somewhat Dissatisfied	Very Dissatisfied	Not sure

### Program Benefits

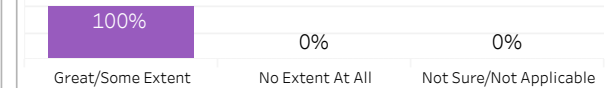
#### Skills and knowledge relevant in the workplace



#### Improved earning potential



#### Improved employment opportunities



### Location of Current Residence

Saskatoon
100%

Institutional Research and Analysis (IR&A)



## 2018-19 Graduate Follow-up Survey Summary of Results (2/2)

Campus: **Saskatoon**; School: **Mining, Energy & Manufacturing**; Program: **Power Engineering**; Credential:  
**CERT**; Program Type: **Con Ed - Sask Polytech Delivered**

Number of  
Respondents: 1


Time Taken to Find a Job

Number of Current Jobs

Relevance of Job to Training

Employment Status

Looking for Employment  
(If Not Currently Employed)



Looking for employment  
100%

Further Post-secondary Education

Currently taking further  
post-secondary  
education



Yes  
100%

Enrolment status



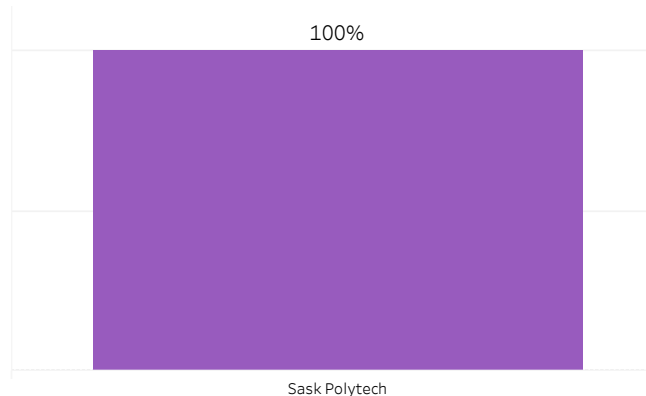
Full-time  
100%

Relevance of current  
program



Related  
100%

Post-secondary institution currently enrolled in





## 2018-19 Graduate Follow-up Survey Summary of Results (1/2)

School: **Mining, Energy & Manufacturing**; Program: **Power Engineering**; Campus: **Saskatoon**; Credential: **CERT**; Program Type: **Con Ed - Brokered**

Number of Respondents:  
19

Class of Graduates  
2018-19

Base/Con Ed/Brokered  
Con Ed - Brokered

School  
Mining, Energy & Manuf..

Program  
Power Engineering

Administering Campus  
Saskatoon

Credential  
CERT

Indigenous  
All

### Overall Employment

Available Workforce	# of Grads Employed	Employment Rate	# of Full-time Employed Grads	Full-time Employment Rate
15	11	73%	10	67%

### Training Related Employment

Available Workforce	# of Grads Employed	Employment Rate	# of Full-time Employed Grads	Full-time Employment Rate
15	6	40%	6	40%

### Location of Employment

Saskatoon	Regina	Moose Jaw	Prince Albert	Elsewhere in SK	Outside Sask
9%	18%	9%	9%	55%	0%

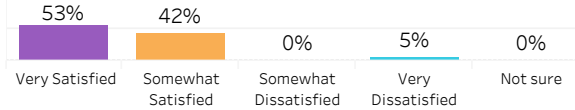
### Average Annual Salary

Overall (\$)	59,920
Full-time Training Related (\$)	67,248

### Salary by Location

	Overall (\$)	Full-time Training Related (\$)
Saskatoon	47,840	
Regina	124,800	124,800
Moose Jaw	70,000	70,000
Prince Albert		
Elsewhere in SK	44,200	47,147

### Overall Satisfaction with Program



### Satisfaction with Sask Polytech

Satisfied with the decision to attend Saskpolytech	Recommend program to others	Recommend Saskpolytech to others
89%	78%	89%

### Satisfaction with Campus Facilities & Services

■ Satisfied ■ Dissatisfied ■ Not sure

#### Campus facilities



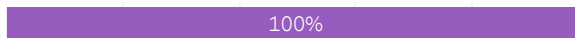
#### Campus activities



#### Instruction delivered



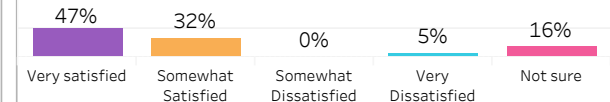
#### Student support services



#### Educational experience

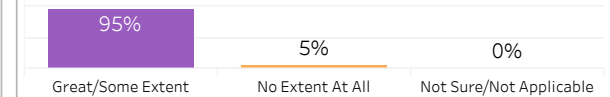


### Relevance of Program to Field of Employment

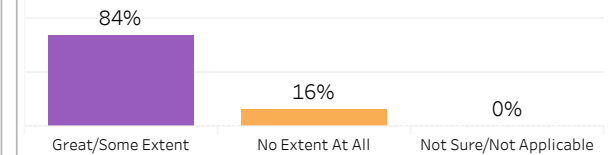


### Program Benefits

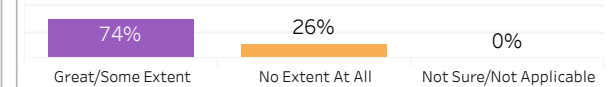
#### Skills and knowledge relevant in the workplace



#### Improved earning potential



#### Improved employment opportunities



### Location of Current Residence

Saskatoon	Regina	Moose Jaw	Elsewhere in SK
21%	16%	5%	58%

Institutional Research and Analysis (IR&A)



## 2018-19 Graduate Follow-up Survey Summary of Results (2/2)

Campus: **Saskatoon**; School: **Mining, Energy & Manufacturing**; Program: **Power Engineering**; Credential: **CERT**; Program Type: **Con Ed - Brokered**

Number of  
Respondents: 19



Institutional Research and Analysis (IR&A)



## 2018-19 Graduate Follow-up Survey Summary of Results (1/2)

School: **Mining, Energy & Manufacturing**; Program: **Power Engineering**; Campus: **Saskatoon**; Credential: **DIP**; Program Type: **Base**

Number of Respondents:  
16

Class of Graduates  
2018-19

Base/Con Ed/Brokered  
Base

School  
Mining, Energy & Manuf..

Program  
Power Engineering

Administering Campus  
Saskatoon

Credential  
DIP

Indigenous  
All

### Overall Employment

Available Workforce	# of Grads Employed	Employment Rate	# of Full-time Employed Grads	Full-time Employment Rate
14	13	93%	13	93%

### Training Related Employment

Available Workforce	# of Grads Employed	Employment Rate	# of Full-time Employed Grads	Full-time Employment Rate
14	10	71%	10	71%

### Location of Employment

Saskatoon	Regina	Moose Jaw	Prince Albert	Elsewhere in SK	Outside Sask
46%	8%	0%	0%	38%	8%

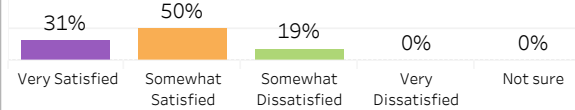
### Average Annual Salary

Overall (\$)	66,852
Full-time Training Related (\$)	69,636

### Salary by Location

	Overall (\$)	Full-time Training Related (\$)
Saskatoon	58,413	58,240
Regina	64,480	64,480
Elsewhere in SK	71,698	71,698
Alberta	80,000	80,000

### Overall Satisfaction with Program



### Satisfaction with Sask Polytech

Satisfied with the decision to attend Saskpolytech	Recommend program to others	Recommend Saskpolytech to others
81%	69%	88%

### Satisfaction with Campus Facilities & Services

■ Satisfied ■ Dissatisfied ■ Not sure

#### Campus facilities



#### Campus activities



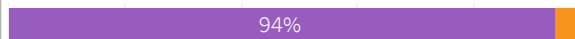
#### Instruction delivered



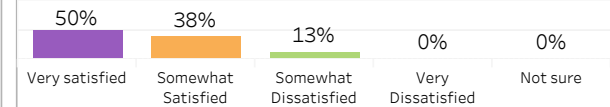
#### Student support services



#### Educational experience

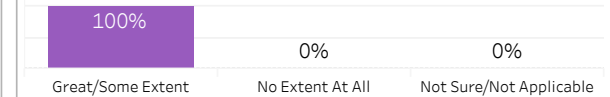


### Relevance of Program to Field of Employment

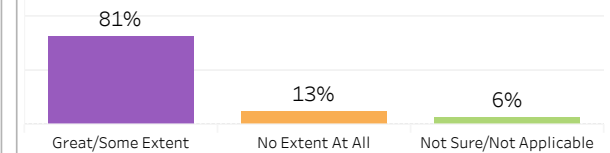


### Program Benefits

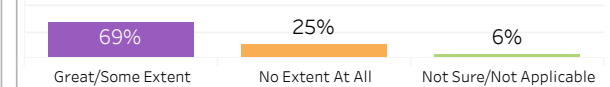
#### Skills and knowledge relevant in the workplace



#### Improved earning potential



#### Improved employment opportunities



### Location of Current Residence

Saskatoon	Regina	Elsewhere in SK	Outside Sask
50%	13%	31%	6%

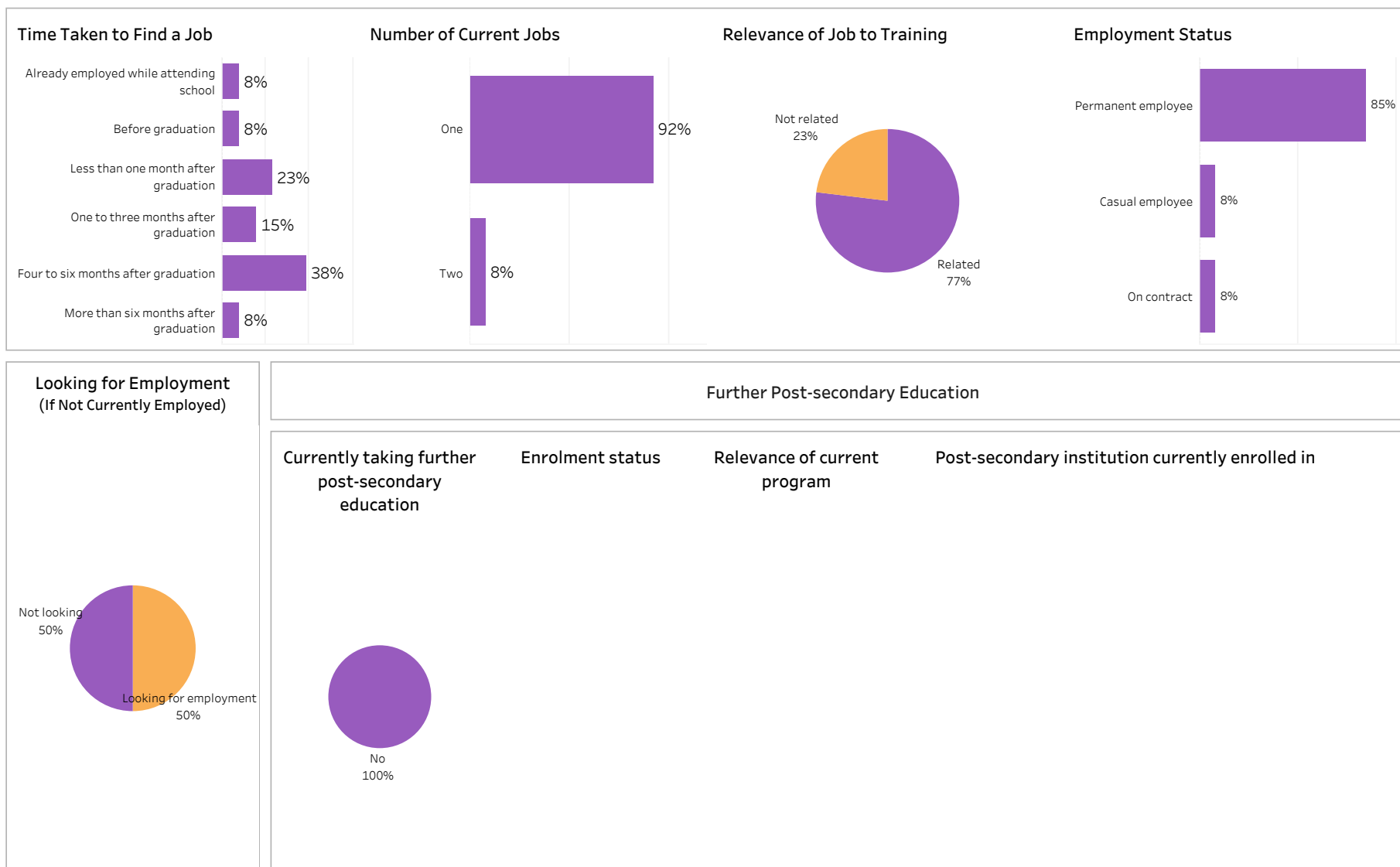
Institutional Research and Analysis (IR&A)



## 2018-19 Graduate Follow-up Survey Summary of Results (2/2)

Campus: **Saskatoon**; School: **Mining, Energy & Manufacturing**; Program: **Power Engineering**; Credential: **DIP**; Program Type: **Base**

Number of  
Respondents: 16





## 2018-19 Graduate Follow-up Survey Summary of Results (1/2)

School: **Mining, Energy & Manufacturing**; Program: **Production Line Welding**; Campus: **Saskatoon**;  
Credential: **APCERT**; Program Type: **Con Ed - Brokered**

Number of Respondents: 3

Class of Graduates  
2018-19

Base/Con Ed/Brokered  
Con Ed - Brokered

School  
Mining, Energy & Manuf..

Program  
Production Line Welding

Administering Campus  
Saskatoon

Credential  
APCERT

Indigenous  
All

### Overall Employment

Available Workforce	# of Grads Employed	Employment Rate	# of Full-time Employed Grads	Full-time Employment Rate
3	1	33%	1	33%

### Training Related Employment

Available Workforce	# of Grads Employed	Employment Rate	# of Full-time Employed Grads	Full-time Employment Rate
3	0	0%		

### Location of Employment

Saskatoon	Regina	Moose Jaw	Prince Albert	Elsewhere in SK	Outside Sask
0%	100%	0%	0%	0%	0%

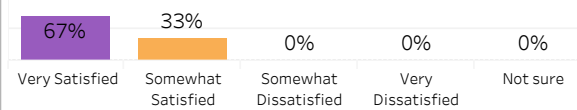
### Average Annual Salary

Overall (\$)	37,440
Full-time Training Related (\$)	

### Salary by Location

	Overall (\$)	Full-time Training Related (\$)
Regina	37,440	

### Overall Satisfaction with Program



### Satisfaction with Sask Polytech

Satisfied with the decision to attend Saskpolytech	Recommend program to others	Recommend Saskpolytech to others
67%	100%	100%

### Satisfaction with Campus Facilities & Services

■ Satisfied ■ Dissatisfied ■ Not sure

#### Campus facilities



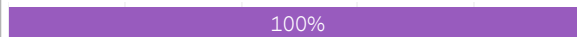
#### Campus activities



#### Instruction delivered



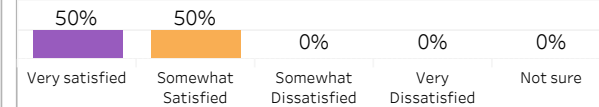
#### Student support services



#### Educational experience

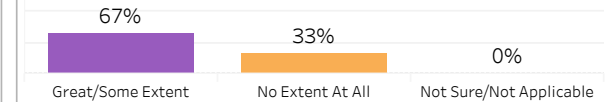


### Relevance of Program to Field of Employment

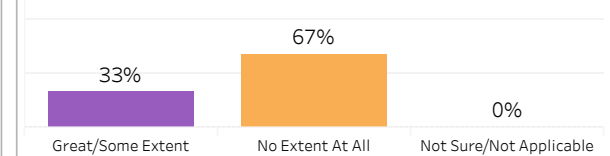


### Program Benefits

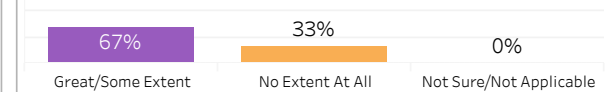
#### Skills and knowledge relevant in the workplace



#### Improved earning potential



#### Improved employment opportunities



### Location of Current Residence

Regina	Elsewhere in SK
33%	67%

Institutional Research and Analysis (IR&A)

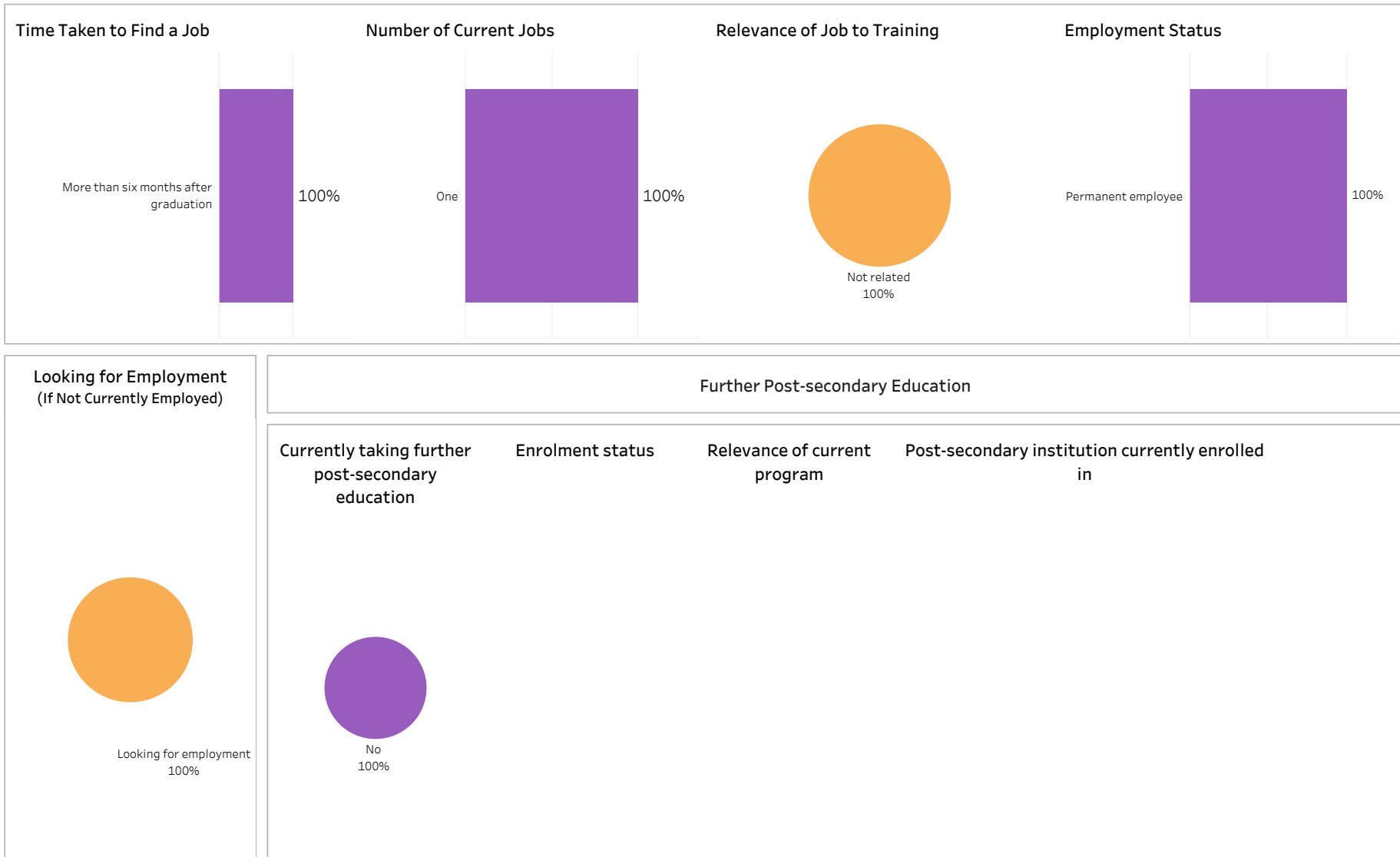




## 2018-19 Graduate Follow-up Survey Summary of Results (2/2)

Campus: **Saskatoon**; School: **Mining, Energy & Manufacturing**; Program: **Production Line Welding**;  
Credential: **APCERT**; Program Type: **Con Ed - Brokered**

Number of  
Respondents: 3





## 2018-19 Graduate Follow-up Survey Summary of Results (1/2)

School: **Mining, Energy & Manufacturing**; Program: **Welding**; Campus: **Moose Jaw**; Credential: **CERT**;  
Program Type: **Base**

Number of Respondents:  
10

Class of Graduates  
2018-19

Base/Con Ed/Brokered  
Base

School  
Mining, Energy & Manuf..

Program  
Welding

Administering Campus  
Moose Jaw

Credential  
CERT

Indigenous  
All

### Overall Employment

Available Workforce	# of Grads Employed	Employment Rate	# of Full-time Employed Grads	Full-time Employment Rate
10	7	70%	7	70%

### Training Related Employment

Available Workforce	# of Grads Employed	Employment Rate	# of Full-time Employed Grads	Full-time Employment Rate
10	7	70%	7	70%

### Location of Employment

Saskatoon	Regina	Moose Jaw	Prince Albert	Elsewhere in SK	Outside Sask
0%	0%	14%	0%	71%	14%

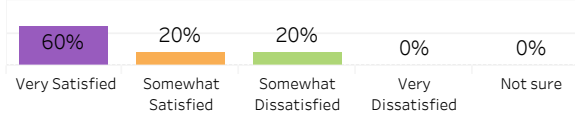
### Average Annual Salary

Overall (\$)	53,976
Full-time Training Related (\$)	53,976

### Salary by Location

	Overall (\$)	Full-time Training Related (\$)
Moose Jaw	83,200	83,200
Elsewhere in SK	46,973	46,973
Alberta	45,760	45,760

### Overall Satisfaction with Program



### Satisfaction with Sask Polytech

Satisfied with the decision to attend Saskpolytech	Recommend program to others	Recommend Saskpolytech to others
90%	90%	100%

### Satisfaction with Campus Facilities & Services

■ Satisfied
 ■ Dissatisfied
 ■ Not sure

#### Campus facilities



#### Campus activities



#### Instruction delivered



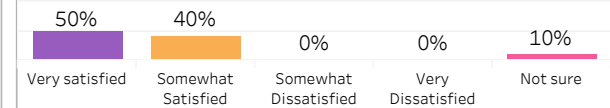
#### Student support services



#### Educational experience

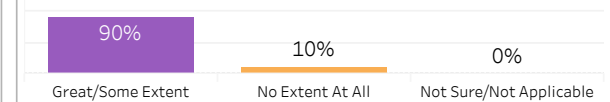


### Relevance of Program to Field of Employment

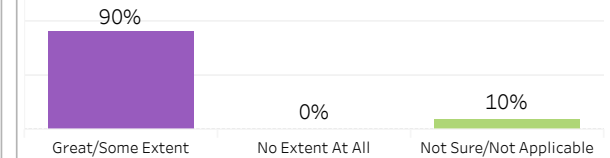


### Program Benefits

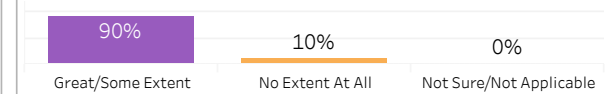
#### Skills and knowledge relevant in the workplace



#### Improved earning potential



#### Improved employment opportunities



### Location of Current Residence

Moose Jaw	Elsewhere in SK	Outside Sask
30%	50%	20%

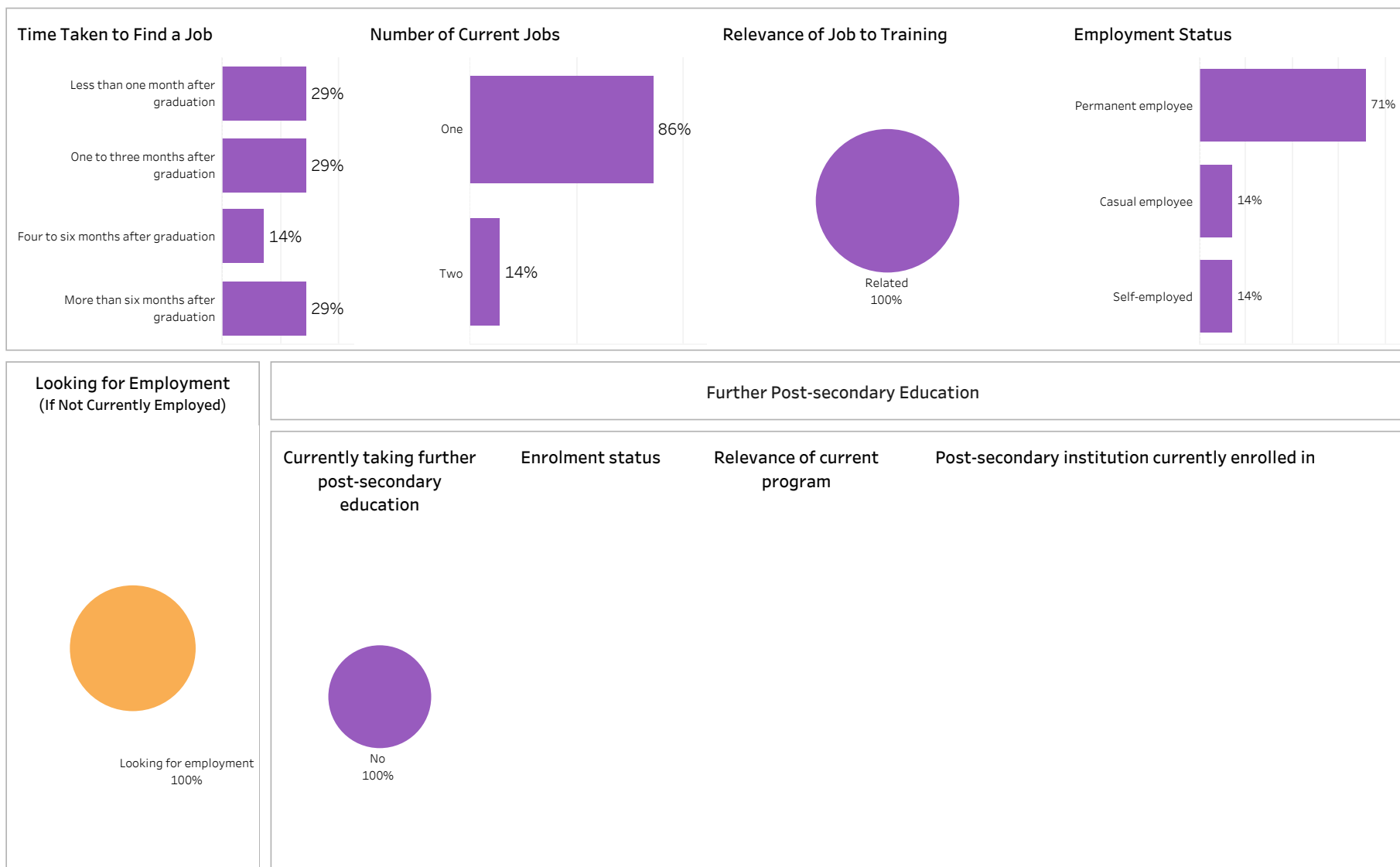
Institutional Research and Analysis (IR&A)



## 2018-19 Graduate Follow-up Survey Summary of Results (2/2)

Campus: **Moose Jaw**; School: **Mining, Energy & Manufacturing**; Program: **Welding**; Credential: **CERT**;  
Program Type: **Base**

Number of  
Respondents: 10





## 2018-19 Graduate Follow-up Survey Summary of Results (1/2)

School: **Mining, Energy & Manufacturing**; Program: **Welding**; Campus: **Moose Jaw**; Credential: **CERT**;  
Program Type: **Con Ed - Brokered**

Number of Respondents: 3

Class of Graduates  
2018-19

Base/Con Ed/Brokered  
Con Ed - Brokered

School  
Mining, Energy & Manuf..

Program  
Welding

Administering Campus  
Moose Jaw

Credential  
CERT

Indigenous  
All

### Overall Employment

Available Workforce	# of Grads Employed	Employment Rate	# of Full-time Employed Grads	Full-time Employment Rate
3	2	67%	2	67%

### Training Related Employment

Available Workforce	# of Grads Employed	Employment Rate	# of Full-time Employed Grads	Full-time Employment Rate
3	1	33%	1	33%

### Location of Employment

Saskatoon	Regina	Moose Jaw	Prince Albert	Elsewhere in SK	Outside Sask
0%	0%	0%	0%	50%	50%

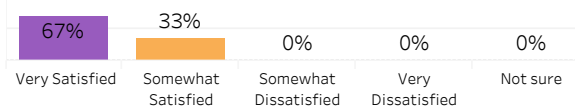
### Average Annual Salary

Overall (\$)	29,232
Full-time Training Related (\$)	36,000

### Salary by Location

	Overall (\$)	Full-time Training Related (\$)
Elsewhere in SK	22,464	
Alberta	36,000	36,000

### Overall Satisfaction with Program



### Satisfaction with Sask Polytech

Satisfied with the decision to attend Saskpolytech	Recommend program to others	Recommend Saskpolytech to others
100%	100%	100%

### Satisfaction with Campus Facilities & Services

■ Satisfied
 ■ Dissatisfied
 ■ Not sure

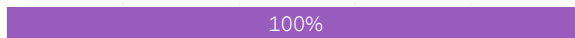
#### Campus facilities



#### Campus activities



#### Instruction delivered



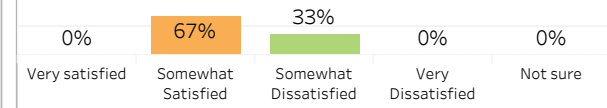
#### Student support services



#### Educational experience

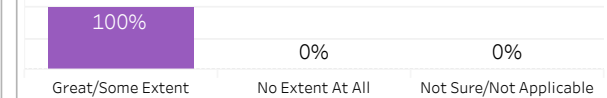


### Relevance of Program to Field of Employment

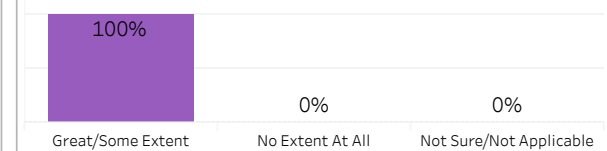


### Program Benefits

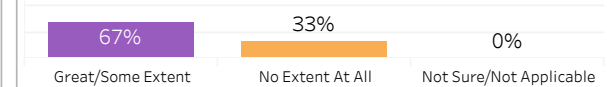
#### Skills and knowledge relevant in the workplace



#### Improved earning potential



#### Improved employment opportunities



### Location of Current Residence

Elsewhere in SK	Outside Sask
67%	33%

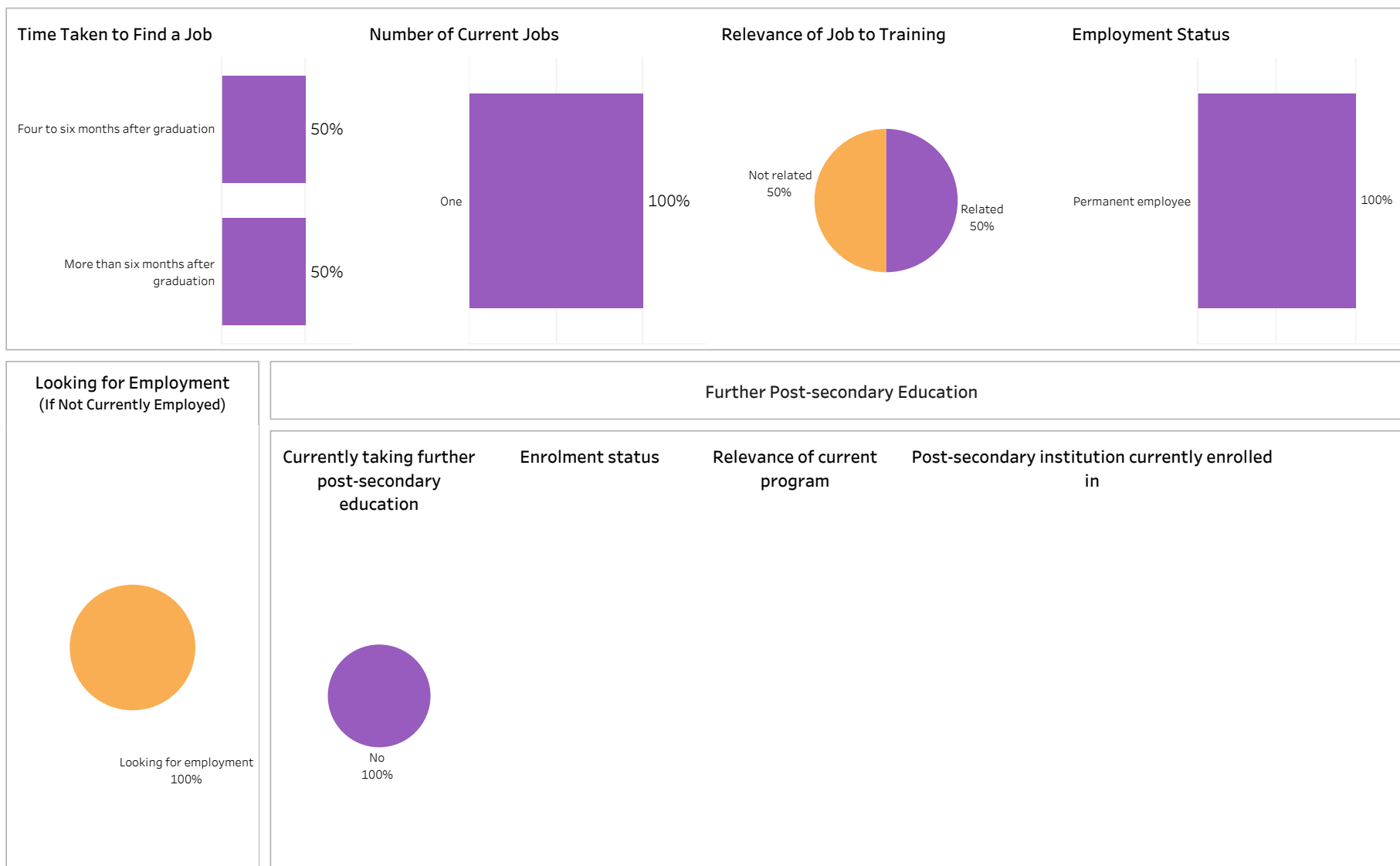
Institutional Research and Analysis (IR&A)



## 2018-19 Graduate Follow-up Survey Summary of Results (2/2)

Campus: **Moose Jaw**; School: **Mining, Energy & Manufacturing**; Program: **Welding**; Credential: **CERT**;  
Program Type: **Con Ed - Brokered**

Number of  
Respondents: 3





## 2018-19 Graduate Follow-up Survey Summary of Results (1/2)

School: **Mining, Energy & Manufacturing**; Program: **Welding**; Campus: **Prince Albert**; Credential: **CERT**;  
Program Type: **Base**

Number of Respondents: 6

Class of Graduates  
2018-19

Base/Con Ed/Brokered  
Base

School  
Mining, Energy & Manuf..

Program  
Welding

Administering Campus  
Prince Albert

Credential  
CERT

Indigenous  
All

### Overall Employment

Available Workforce	# of Grads Employed	Employment Rate	# of Full-time Employed Grads	Full-time Employment Rate
5	4	80%	4	80%

### Training Related Employment

Available Workforce	# of Grads Employed	Employment Rate	# of Full-time Employed Grads	Full-time Employment Rate
5	3	60%	3	60%

### Location of Employment

Saskatoon	Regina	Moose Jaw	Prince Albert	Elsewhere in SK	Outside Sask
75%	0%	0%	0%	0%	25%

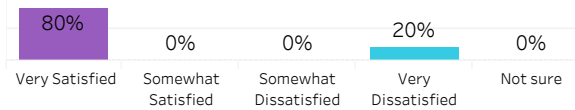
### Average Annual Salary

Overall (\$)	42,680
Full-time Training Related (\$)	50,000

### Salary by Location

	Overall (\$)	Full-time Training Related (\$)
Saskatoon	42,680	50,000
Alberta		

### Overall Satisfaction with Program



### Satisfaction with Sask Polytech

Satisfied with the decision to attend Saskpolytech	Recommend program to others	Recommend Saskpolytech to others
80%	60%	80%

### Satisfaction with Campus Facilities & Services

■ Satisfied ■ Dissatisfied ■ Not sure

#### Campus facilities



#### Campus activities



#### Instruction delivered



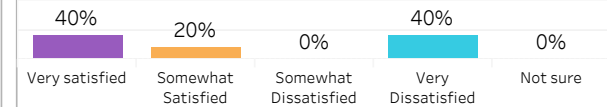
#### Student support services



#### Educational experience

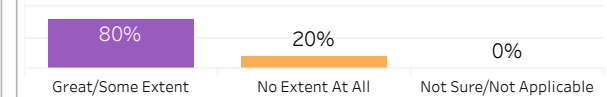


### Relevance of Program to Field of Employment

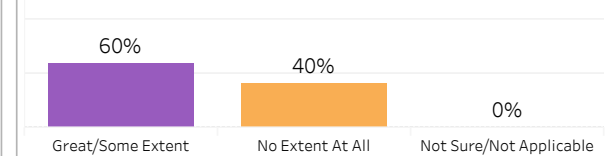


### Program Benefits

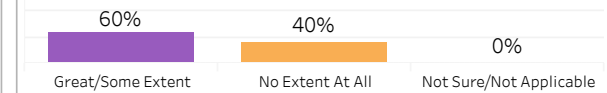
#### Skills and knowledge relevant in the workplace



#### Improved earning potential



#### Improved employment opportunities



### Location of Current Residence

Saskatoon	Prince Albert
40%	60%

Institutional Research and Analysis (IR&A)



## 2018-19 Graduate Follow-up Survey Summary of Results (2/2)

Campus: **Prince Albert**; School: **Mining, Energy & Manufacturing**; Program: **Welding**; Credential: **CERT**;  
Program Type: **Base**

Number of  
Respondents: 6





## 2018-19 Graduate Follow-up Survey Summary of Results (1/2)

School: **Mining, Energy & Manufacturing**; Program: **Welding**; Campus: **Prince Albert**; Credential: **CERT**;  
Program Type: **Con Ed - Brokered**

Number of Respondents: 4

Class of Graduates  
2018-19

Base/Con Ed/Brokered  
Con Ed - Brokered

School  
Mining, Energy & Manuf..

Program  
Welding

Administering Campus  
Prince Albert

Credential  
CERT

Indigenous  
All

### Overall Employment

Available Workforce	# of Grads Employed	Employment Rate	# of Full-time Employed Grads	Full-time Employment Rate
4	3	75%	3	75%

### Training Related Employment

Available Workforce	# of Grads Employed	Employment Rate	# of Full-time Employed Grads	Full-time Employment Rate
4	2	50%	2	50%

### Location of Employment

Saskatoon	Regina	Moose Jaw	Prince Albert	Elsewhere in SK	Outside Sask
0%	0%	0%	0%	50%	50%

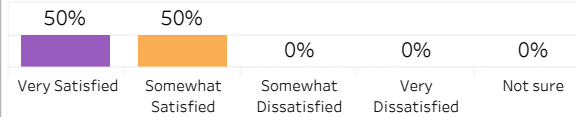
### Average Annual Salary

Overall (\$)	48,433
Full-time Training Related (\$)	43,400

### Salary by Location

	Overall (\$)	Full-time Training Related (\$)
Elsewhere in SK	34,800	34,800
Alberta	52,000	52,000

### Overall Satisfaction with Program



### Satisfaction with Sask Polytech

Satisfied with the decision to attend Saskpolytech	Recommend program to others	Recommend Saskpolytech to others
100%	100%	100%

### Satisfaction with Campus Facilities & Services

■ Satisfied
 ■ Dissatisfied
 ■ Not sure

#### Campus facilities



#### Campus activities



#### Instruction delivered



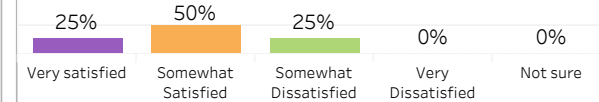
#### Student support services



#### Educational experience

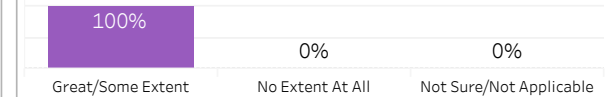


### Relevance of Program to Field of Employment

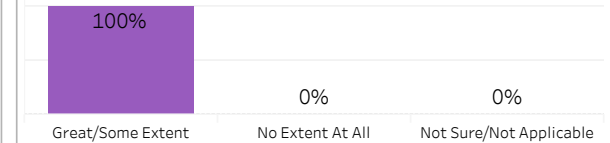


### Program Benefits

#### Skills and knowledge relevant in the workplace



#### Improved earning potential



#### Improved employment opportunities



### Location of Current Residence



Institutional Research and Analysis (IR&A)





## 2018-19 Graduate Follow-up Survey Summary of Results (2/2)

Campus: **Prince Albert**; School: **Mining, Energy & Manufacturing**; Program: **Welding**; Credential: **CERT**;  
Program Type: **Con Ed - Brokered**

Number of  
Respondents: 4



Institutional Research and Analysis (IR&A)



## 2018-19 Graduate Follow-up Survey Summary of Results (1/2)

School: **Mining, Energy & Manufacturing**; Program: **Welding**; Campus: **Regina**; Credential: **CERT**; Program Type: **Base**

Number of Respondents:  
17

Class of Graduates  
2018-19

Base/Con Ed/Brokered  
Base

School  
Mining, Energy & Manuf..

Program  
Welding

Administering Campus  
Regina

Credential  
CERT

Indigenous  
All

### Overall Employment

Available Workforce	# of Grads Employed	Employment Rate	# of Full-time Employed Grads	Full-time Employment Rate
16	11	69%	11	69%

### Training Related Employment

Available Workforce	# of Grads Employed	Employment Rate	# of Full-time Employed Grads	Full-time Employment Rate
16	7	44%	7	44%

### Location of Employment

Saskatoon	Regina	Moose Jaw	Prince Albert	Elsewhere in SK	Outside Sask
0%	45%	0%	0%	27%	27%

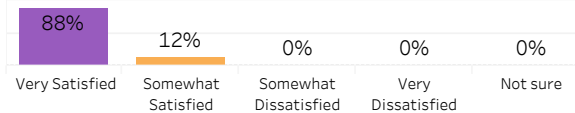
### Average Annual Salary

Overall (\$)	44,147
Full-time Training Related (\$)	54,320

### Salary by Location

	Overall (\$)	Full-time Training Related (\$)
Regina	34,945	47,840
Elsewhere in SK	38,650	50,000
Alberta	52,000	52,000
British Columbia	70,000	70,000
Manitoba	58,240	58,240

### Overall Satisfaction with Program



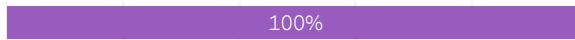
### Satisfaction with Sask Polytech

Satisfied with the decision to attend Saskpolytech	Recommend program to others	Recommend Saskpolytech to others
100%	94%	100%

### Satisfaction with Campus Facilities & Services

■ Satisfied ■ Dissatisfied ■ Not sure

#### Campus facilities



#### Campus activities



#### Instruction delivered



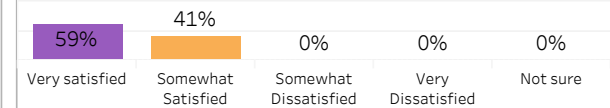
#### Student support services



#### Educational experience

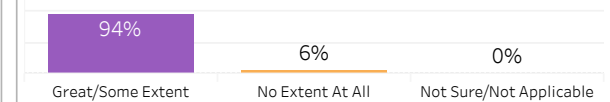


### Relevance of Program to Field of Employment

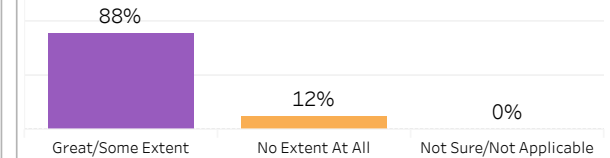


### Program Benefits

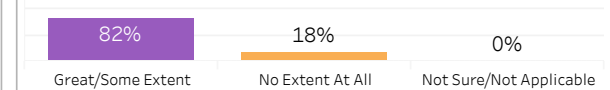
#### Skills and knowledge relevant in the workplace



#### Improved earning potential



#### Improved employment opportunities



### Location of Current Residence

Saskatoon	Regina	Moose Jaw	Elsewhere in SK	Outside Sask
6%	53%	6%	18%	18%

Institutional Research and Analysis (IR&A)



## 2018-19 Graduate Follow-up Survey Summary of Results (2/2)

Campus: **Regina**; School: **Mining, Energy & Manufacturing**; Program: **Welding**; Credential: **CERT**; Program Type: **Base**

Number of  
Respondents: 17



Institutional Research and Analysis (IR&A)



# 2018-19 Graduate Follow-up Survey Summary of Results (1/2)

School: **Mining, Energy & Manufacturing**; Program: **Welding**; Campus: **Regina**; Credential: **CERT**; Program Type: **Con Ed - Brokered**

Number of Respondents: 5

Class of Graduates: 2018-19  
Base/Con Ed/Brokered: Con Ed - Brokered  
School: Mining, Energy & Manuf..  
Program: Welding  
Administering Campus: Regina  
Credential: CERT  
Indigenous: All

## Overall Employment

Available Workforce	# of Grads Employed	Employment Rate	# of Full-time Employed Grads	Full-time Employment Rate
5	5	100%	5	100%

## Training Related Employment

Available Workforce	# of Grads Employed	Employment Rate	# of Full-time Employed Grads	Full-time Employment Rate
5	2	40%	2	40%

## Location of Employment

Saskatoon	Regina	Moose Jaw	Prince Albert	Elsewhere in SK	Outside Sask
0%	0%	0%	0%	100%	0%

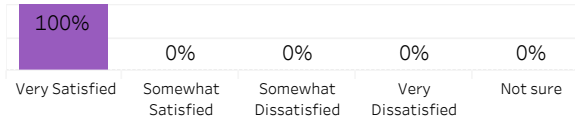
## Average Annual Salary

Overall (\$)	53,370
Full-time Training Related (\$)	53,040.0

## Salary by Location

	Overall (\$)	Full-time Training Related (\$)
Elsewhere in SK	53,370.0	53,040.0

## Overall Satisfaction with Program



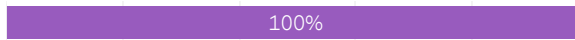
## Satisfaction with Sask Polytech

Satisfied with the decision to attend Saskpolytech	Recommend program to others	Recommend Saskpolytech to others
100%	80%	80%

## Satisfaction with Campus Facilities & Services

Legend: Satisfied (Purple), Dissatisfied (Orange), Not sure (Pink)

### Campus facilities



### Campus activities



### Instruction delivered



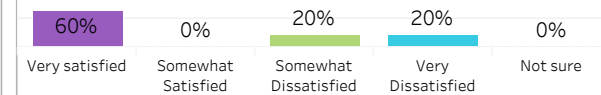
### Student support services



### Educational experience

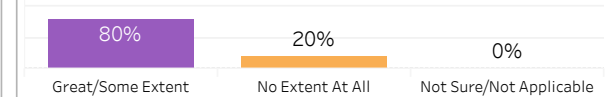


## Relevance of Program to Field of Employment

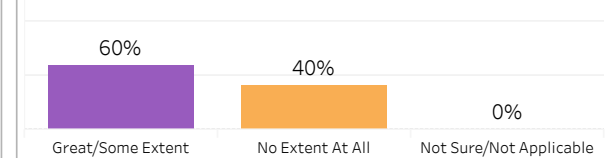


## Program Benefits

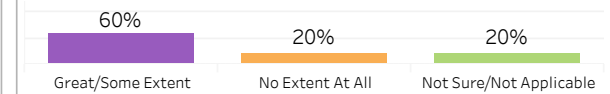
### Skills and knowledge relevant in the workplace



### Improved earning potential



### Improved employment opportunities



## Location of Current Residence





## 2018-19 Graduate Follow-up Survey Summary of Results (2/2)

Campus: **Regina**; School: **Mining, Energy & Manufacturing**; Program: **Welding**; Credential: **CERT**; Program Type: **Con Ed - Brokered**

Number of  
Respondents: 5





## 2018-19 Graduate Follow-up Survey Summary of Results (1/2)

School: **Mining, Energy & Manufacturing**; Program: **Welding**; Campus: **Saskatoon**; Credential: **CERT**;  
Program Type: **Base**

Number of Respondents:  
13

Class of Graduates  
2018-19

Base/Con Ed/Brokered  
Base

School  
Mining, Energy & Manuf..

Program  
Welding

Administering Campus  
Saskatoon

Credential  
CERT

Indigenous  
All

### Overall Employment

Available Workforce	# of Grads Employed	Employment Rate	# of Full-time Employed Grads	Full-time Employment Rate
10	7	70%	7	70%

### Training Related Employment

Available Workforce	# of Grads Employed	Employment Rate	# of Full-time Employed Grads	Full-time Employment Rate
10	4	40%	4	40%

### Location of Employment

Saskatoon	Regina	Moose Jaw	Prince Albert	Elsewhere in SK	Outside Sask
57%	0%	0%	0%	14%	29%

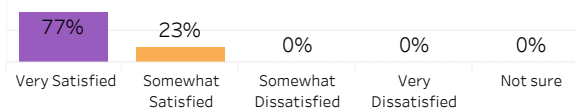
### Average Annual Salary

Overall (\$)	59,921
Full-time Training Related (\$)	64,740

### Salary by Location

	Overall (\$)	Full-time Training Related (\$)
Saskatoon	43,333	47,320
Elsewhere in SK	62,400	62,400
Alberta	101,920	101,920
Outside of Canada	65,208	

### Overall Satisfaction with Program



### Satisfaction with Sask Polytech

Satisfied with the decision to attend Saskpolytech	Recommend program to others	Recommend Saskpolytech to others
100%	92%	100%

### Satisfaction with Campus Facilities & Services

■ Satisfied ■ Dissatisfied ■ Not sure

#### Campus facilities



#### Campus activities



#### Instruction delivered



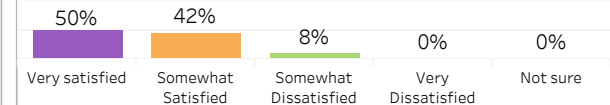
#### Student support services



#### Educational experience

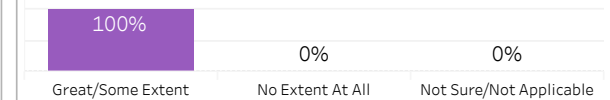


### Relevance of Program to Field of Employment

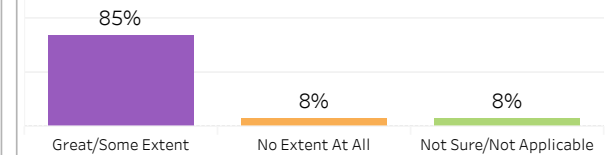


### Program Benefits

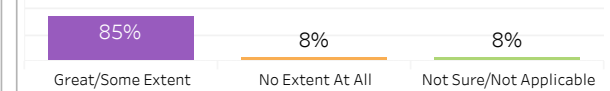
#### Skills and knowledge relevant in the workplace



#### Improved earning potential



#### Improved employment opportunities



### Location of Current Residence

Saskatoon	Elsewhere in SK	Outside Sask
62%	31%	8%

Institutional Research and Analysis (IR&A)

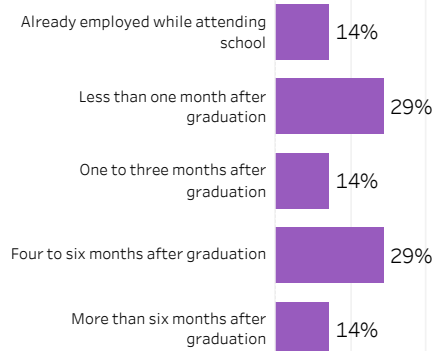


## 2018-19 Graduate Follow-up Survey Summary of Results (2/2)

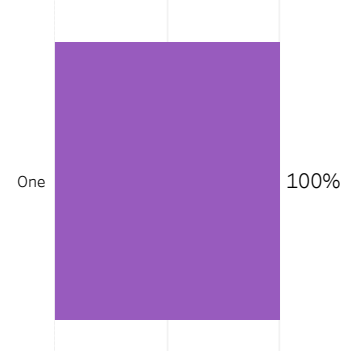
Campus: **Saskatoon**; School: **Mining, Energy & Manufacturing**; Program: **Welding**; Credential: **CERT**;  
Program Type: **Base**

Number of  
Respondents: 13

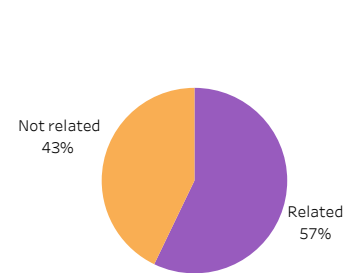
### Time Taken to Find a Job



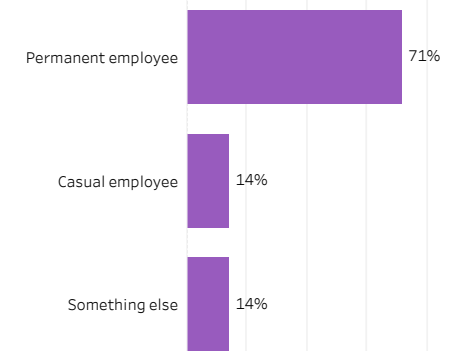
### Number of Current Jobs



### Relevance of Job to Training



### Employment Status



### Looking for Employment (If Not Currently Employed)



### Further Post-secondary Education

#### Currently taking further post-secondary education



#### Enrolment status

#### Relevance of current program

#### Post-secondary institution currently enrolled in

# School of Natural Resources & Built Environment





# 2018-19 Graduate Follow-up Survey Summary of Results (1/2)

School: **Natural Resources & Built Environment**; Program: **All**; Campus: **All**; Credential: **All**; Program Type: **All**

Number of Respondents:  
72

Class of Graduates  
2018-19

Base/Con Ed/Brokered  
All

School  
Natural Resources & Bui..

Program  
All

Administering Campus  
All

Credential  
All

Indigenous  
All

## Overall Employment

Available Workforce	# of Grads Employed	Employment Rate	# of Full-time Employed Grads	Full-time Employment Rate
63	54	86%	52	83%

## Training Related Employment

Available Workforce	# of Grads Employed	Employment Rate	# of Full-time Employed Grads	Full-time Employment Rate
63	45	71%	45	71%

## Location of Employment

Saskatoon	Regina	Moose Jaw	Prince Albert	Elsewhere in SK	Outside Sask
35%	7%	0%	13%	26%	19%

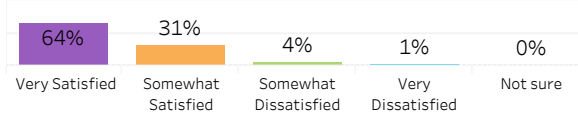
## Average Annual Salary

Overall (\$)	53,272
Full-time Training Related (\$)	55,286

## Salary by Location

	Overall (\$)	Full-time Training Related (\$)
Saskatoon	53,325	55,175
Regina	46,453	46,453
Prince Albert	44,132	46,913
Elsewhere in SK	51,613	54,947
Alberta	60,404	58,757
British Columbia	74,849	74,849
Elsewhere in Canada	72,461	72,461

## Overall Satisfaction with Program



## Satisfaction with Sask Polytech

Satisfied with the decision to attend Saskpolytech	Recommend program to others	Recommend Saskpolytech to others
94%	90%	97%

## Satisfaction with Campus Facilities & Services

■ Satisfied
 ■ Dissatisfied
 ■ Not sure


### Campus facilities



### Campus activities



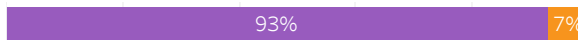
### Instruction delivered



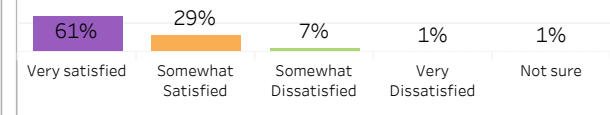
### Student support services



### Educational experience

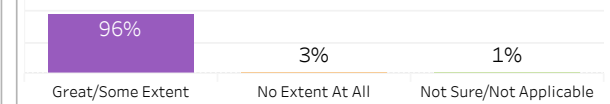


## Relevance of Program to Field of Employment

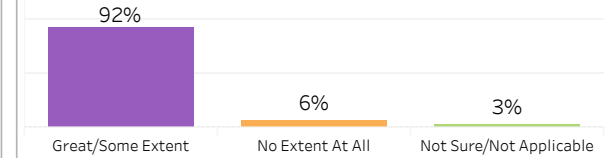


## Program Benefits

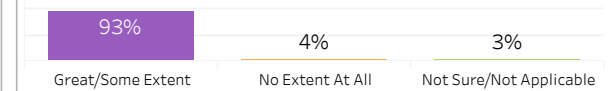
### Skills and knowledge relevant in the workplace



### Improved earning potential



### Improved employment opportunities



## Location of Current Residence

Saskatoon	Regina	Moose Jaw	Prince Albert	Elsewhere in SK	Outside Sask
29%	11%	7%	17%	24%	13%

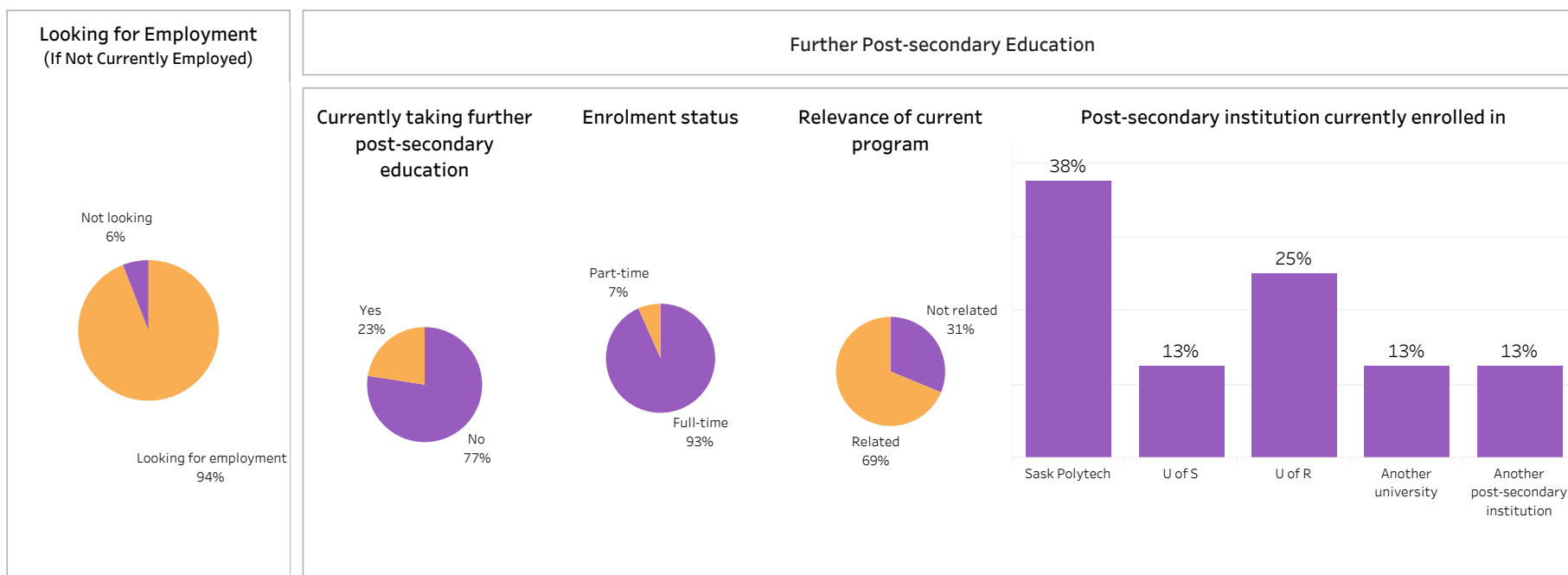
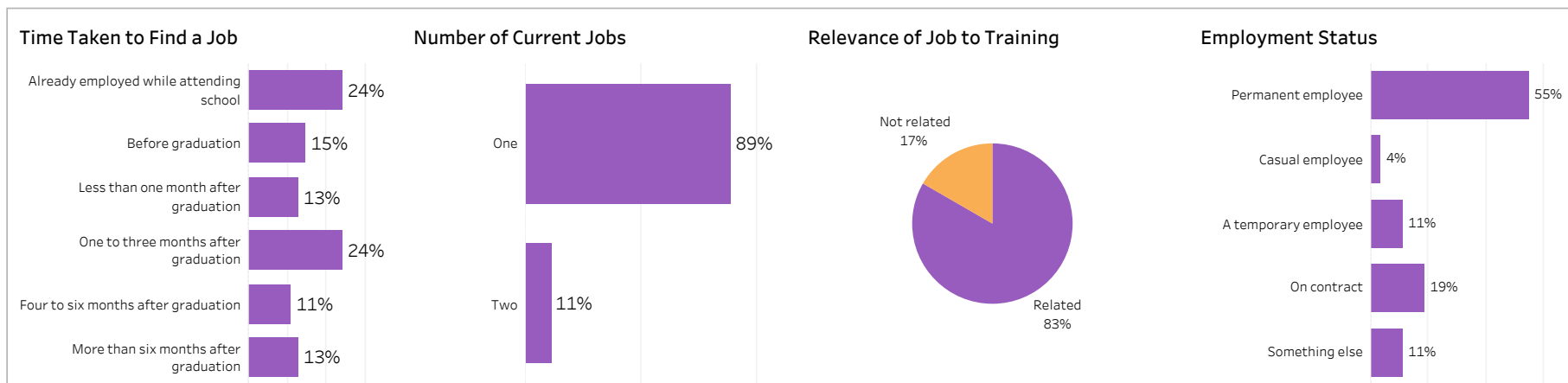
Institutional Research and Analysis (IR&A)



## 2018-19 Graduate Follow-up Survey Summary of Results (2/2)

Campus: **All**; School: **Natural Resources & Built Environment**; Program: **All**; Credential: **All**; Program Type: **All**

Number of  
Respondents: 72





## 2018-19 Graduate Follow-up Survey Summary of Results (1/2)

School: **Natural Resources & Built Environment**; Program: **All**; Campus: **All**; Credential: **All**; Program Type: **Base**

Number of Respondents:  
69

Class of Graduates  
2018-19

Base/Con Ed/Brokered  
Base

School  
Natural Resources & Bui..

Program  
All

Administering Campus  
All

Credential  
All

Indigenous  
All

### Overall Employment

Available Workforce	# of Grads Employed	Employment Rate	# of Full-time Employed Grads	Full-time Employment Rate
61	53	87%	51	84%

### Training Related Employment

Available Workforce	# of Grads Employed	Employment Rate	# of Full-time Employed Grads	Full-time Employment Rate
61	44	72%	44	72%

### Location of Employment

Saskatoon	Regina	Moose Jaw	Prince Albert	Elsewhere in SK	Outside Sask
36%	8%	0%	13%	26%	17%

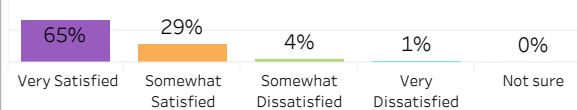
### Average Annual Salary

Overall (\$)	52,864
Full-time Training Related (\$)	54,857

### Salary by Location

	Overall (\$)	Full-time Training Related (\$)
Saskatoon	53,325	55,175
Regina	46,453	46,453
Prince Albert	44,132	46,913
Elsewhere in SK	51,613	54,947
Alberta	60,404	58,757
British Columbia	74,849	74,849

### Overall Satisfaction with Program



### Satisfaction with Sask Polytech

Satisfied with the decision to attend Saskpolytech	Recommend program to others	Recommend Saskpolytech to others
94%	90%	97%

### Satisfaction with Campus Facilities & Services

■ Satisfied ■ Dissatisfied ■ Not sure

#### Campus facilities



#### Campus activities



#### Instruction delivered



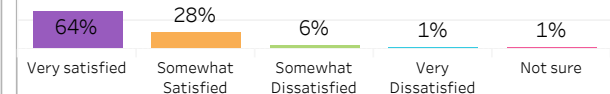
#### Student support services



#### Educational experience

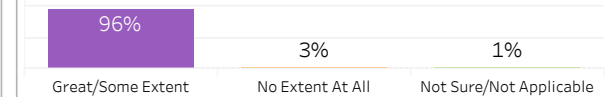


### Relevance of Program to Field of Employment

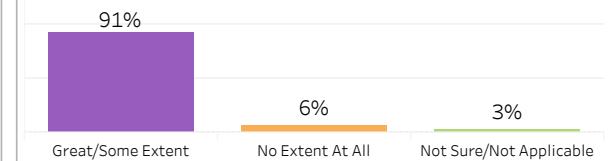


### Program Benefits

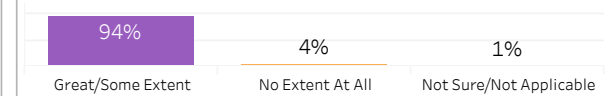
#### Skills and knowledge relevant in the workplace



#### Improved earning potential



#### Improved employment opportunities



### Location of Current Residence

Saskatoon	Regina	Moose Jaw	Prince Albert	Elsewhere in SK	Outside Sask
30%	12%	7%	17%	22%	12%

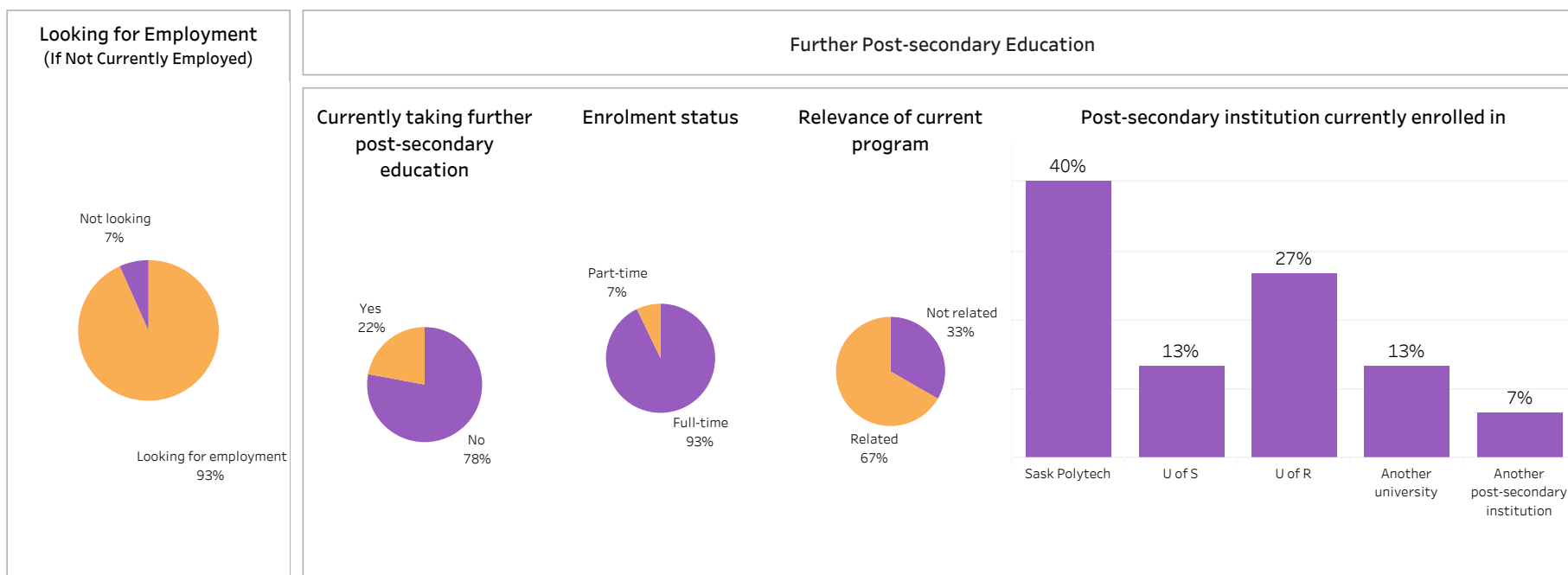
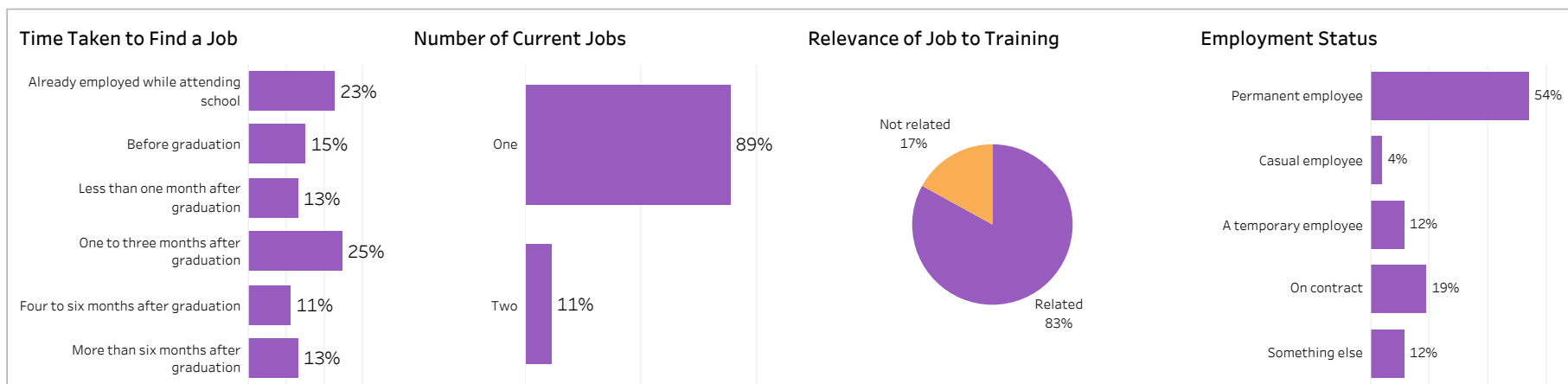
Institutional Research and Analysis (IR&A)



## 2018-19 Graduate Follow-up Survey Summary of Results (2/2)

Campus: **All**; School: **Natural Resources & Built Environment**; Program: **All**; Credential: **All**; Program Type: **Base**

Number of  
Respondents: 69





# 2018-19 Graduate Follow-up Survey Summary of Results (1/2)

School: **Natural Resources & Built Environment**; Program: **All**; Campus: **Moose Jaw**; Credential: **CERT**;  
Program Type: **Con Ed - Sask Polytech Delivered**

Number of Respondents: 1

Class of Graduates: 2018-19    Base/Con Ed/Brokered: Con Ed - Sask Polytech D..    School: Natural Resources & Bui..    Program: All    Administering Campus: All    Credential: All    Indigenous: All

## Overall Employment

Available Workforce	# of Grads Employed	Employment Rate	# of Full-time Employed Grads	Full-time Employment Rate
1	1	100%	1	100%

## Training Related Employment

Available Workforce	# of Grads Employed	Employment Rate	# of Full-time Employed Grads	Full-time Employment Rate
1	1	100%	1	100%

## Location of Employment

Saskatoon	Regina	Moose Jaw	Prince Albert	Elsewhere in SK	Outside Sask
0%	0%	0%	0%	0%	100%

## Average Annual Salary

Overall (\$)	72,461
Full-time Training Related (\$)	72,461

## Salary by Location

	Overall (\$)	Full-time Training Related (\$)
Elsewhere in Canada	72,461	72,461

## Overall Satisfaction with Program

0%	100%	0%	0%	0%
Very Satisfied	Somewhat Satisfied	Somewhat Dissatisfied	Very Dissatisfied	Not sure

## Satisfaction with Sask Polytech

Satisfied with the decision to attend Saskpolytech	Recommend program to others	Recommend Saskpolytech to others
100%	100%	100%

## Satisfaction with Campus Facilities & Services

■ Satisfied   
 ■ Dissatisfied   
 ■ Not sure

### Campus facilities



### Campus activities



### Instruction delivered



### Student support services



### Educational experience

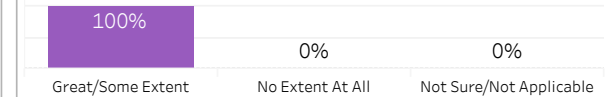


## Relevance of Program to Field of Employment

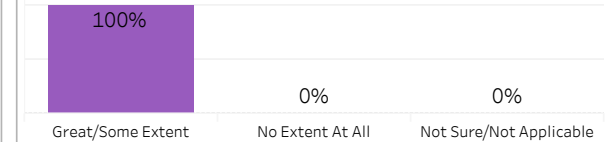
0%	100%	0%	0%	0%
Very satisfied	Somewhat Satisfied	Somewhat Dissatisfied	Very Dissatisfied	Not sure

## Program Benefits

### Skills and knowledge relevant in the workplace



### Improved earning potential



### Improved employment opportunities



## Location of Current Residence

Outside Sask
100%

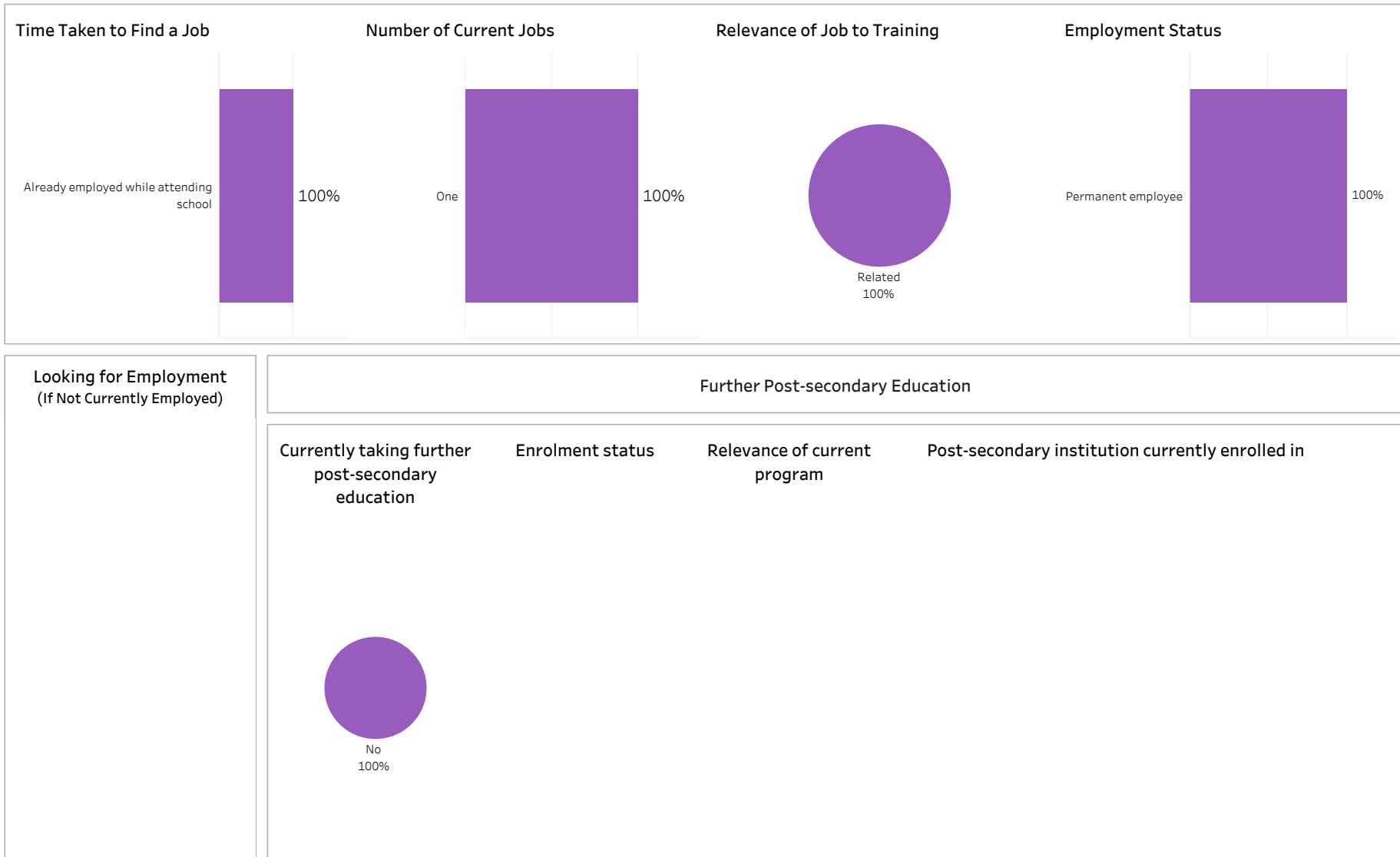
Institutional Research and Analysis (IR&A)



## 2018-19 Graduate Follow-up Survey Summary of Results (2/2)

Campus: **All**; School: **Natural Resources & Built Environment**; Program: **All**; Credential: **All**; Program Type:  
**Con Ed - Sask Polytech Delivered**

Number of  
Respondents: 1





## 2018-19 Graduate Follow-up Survey Summary of Results (1/2)

School: **Natural Resources & Built Environment**; Program: **All**; Campus: **Moose Jaw**; Credential: **CERT**;  
Program Type: **Con Ed - Brokered**

Number of Respondents: 2

Class of Graduates  
2018-19

Base/Con Ed/Brokered  
Con Ed - Brokered

School  
Natural Resources & Bui..  
Program  
All

Administering Campus  
All

Credential  
All

Indigenous  
All

### Overall Employment

Available Workforce	# of Grads Employed	Employment Rate	# of Full-time Employed Grads	Full-time Employment Rate
1				

### Training Related Employment

Available Workforce	# of Grads Employed	Employment Rate	# of Full-time Employed Grads	Full-time Employment Rate
1				

### Location of Employment

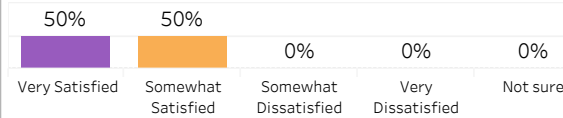
Saskatoon	Regina	Moose Jaw	Prince Albert	Elsewhere in SK	Outside Sask

### Average Annual Salary

Overall (\$)	
Full-time Training Related (\$)	

### Salary by Location

### Overall Satisfaction with Program



### Satisfaction with Sask Polytech

Satisfied with the decision to attend Saskpolytech	Recommend program to others	Recommend Saskpolytech to others
100%	100%	100%

### Satisfaction with Campus Facilities & Services

■ Satisfied ■ Dissatisfied ■ Not sure

#### Campus facilities



#### Campus activities



#### Instruction delivered



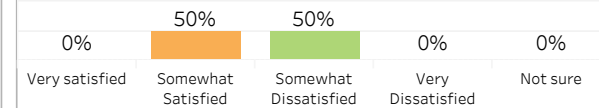
#### Student support services



#### Educational experience

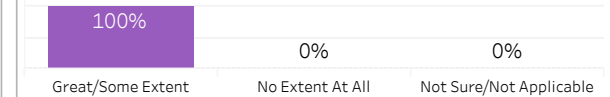


### Relevance of Program to Field of Employment

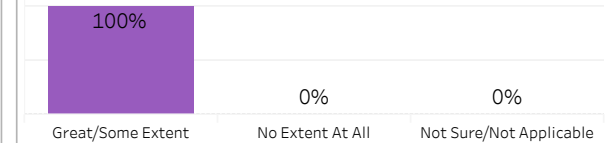


### Program Benefits

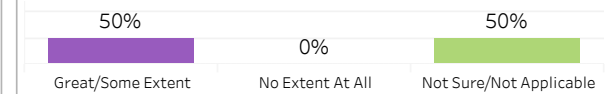
#### Skills and knowledge relevant in the workplace



#### Improved earning potential



#### Improved employment opportunities



### Location of Current Residence



Institutional Research and Analysis (IR&A)



## 2018-19 Graduate Follow-up Survey Summary of Results (2/2)

Campus: **All**; School: **Natural Resources & Built Environment**; Program: **All**; Credential: **All**; Program Type:  
**Con Ed - Brokered**

Number of  
Respondents: 2


Time Taken to Find a Job

Number of Current Jobs

Relevance of Job to Training

Employment Status

Looking for Employment  
(If Not Currently Employed)



Looking for employment  
100%

Further Post-secondary Education

Currently taking further  
post-secondary  
education



Yes  
50%

No  
50%

Enrolment status



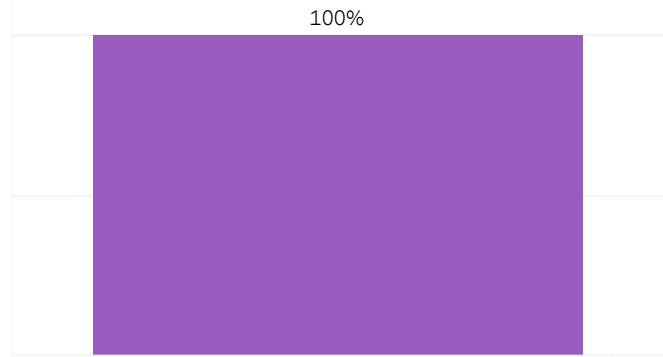
Full-time  
100%

Relevance of current  
program



Related  
100%

Post-secondary institution currently enrolled in



Another post-secondary institution





## 2018-19 Graduate Follow-up Survey Summary of Results (1/2)

School: **Natural Resources & Built Environment**; Program: **BioScience Technology**; Campus: **Saskatoon**;  
Credential: **DIP**; Program Type: **Base**

Number of Respondents: 9

Class of Graduates  
2018-19

Base/Con Ed/Brokered  
Base

School  
Natural Resources & Bui..

Program  
BioScience Technology

Administering Campus  
Saskatoon

Credential  
DIP

Indigenous  
All

### Overall Employment

Available Workforce	# of Grads Employed	Employment Rate	# of Full-time Employed Grads	Full-time Employment Rate
7	6	86%	6	86%

### Training Related Employment

Available Workforce	# of Grads Employed	Employment Rate	# of Full-time Employed Grads	Full-time Employment Rate
7	5	71%	5	71%

### Location of Employment

Saskatoon	Regina	Moose Jaw	Prince Albert	Elsewhere in SK	Outside Sask
83%	17%	0%	0%	0%	0%

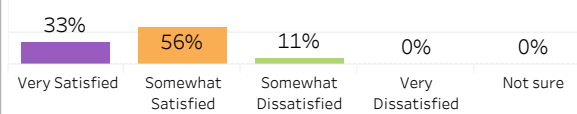
### Average Annual Salary

Overall (\$)	40,955
Full-time Training Related (\$)	40,955

### Salary by Location

	Overall (\$)	Full-time Training Related (\$)
Saskatoon	42,354	42,354
Regina	35,360	35,360

### Overall Satisfaction with Program



### Satisfaction with Sask Polytech

Satisfied with the decision to attend Saskpolytech	Recommend program to others	Recommend Saskpolytech to others
100%	89%	100%

### Satisfaction with Campus Facilities & Services

■ Satisfied ■ Dissatisfied ■ Not sure

#### Campus facilities



#### Campus activities



#### Instruction delivered



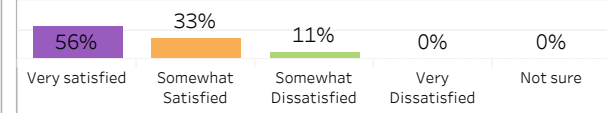
#### Student support services



#### Educational experience

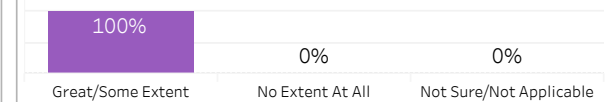


### Relevance of Program to Field of Employment

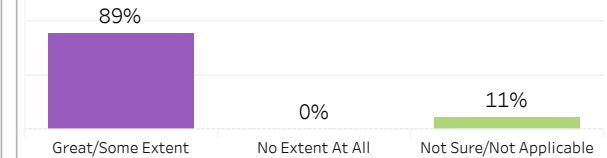


### Program Benefits

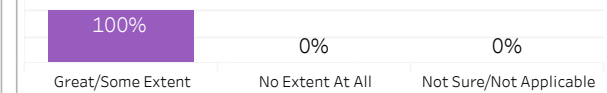
#### Skills and knowledge relevant in the workplace



#### Improved earning potential



#### Improved employment opportunities



### Location of Current Residence

Saskatoon	Regina
89%	11%

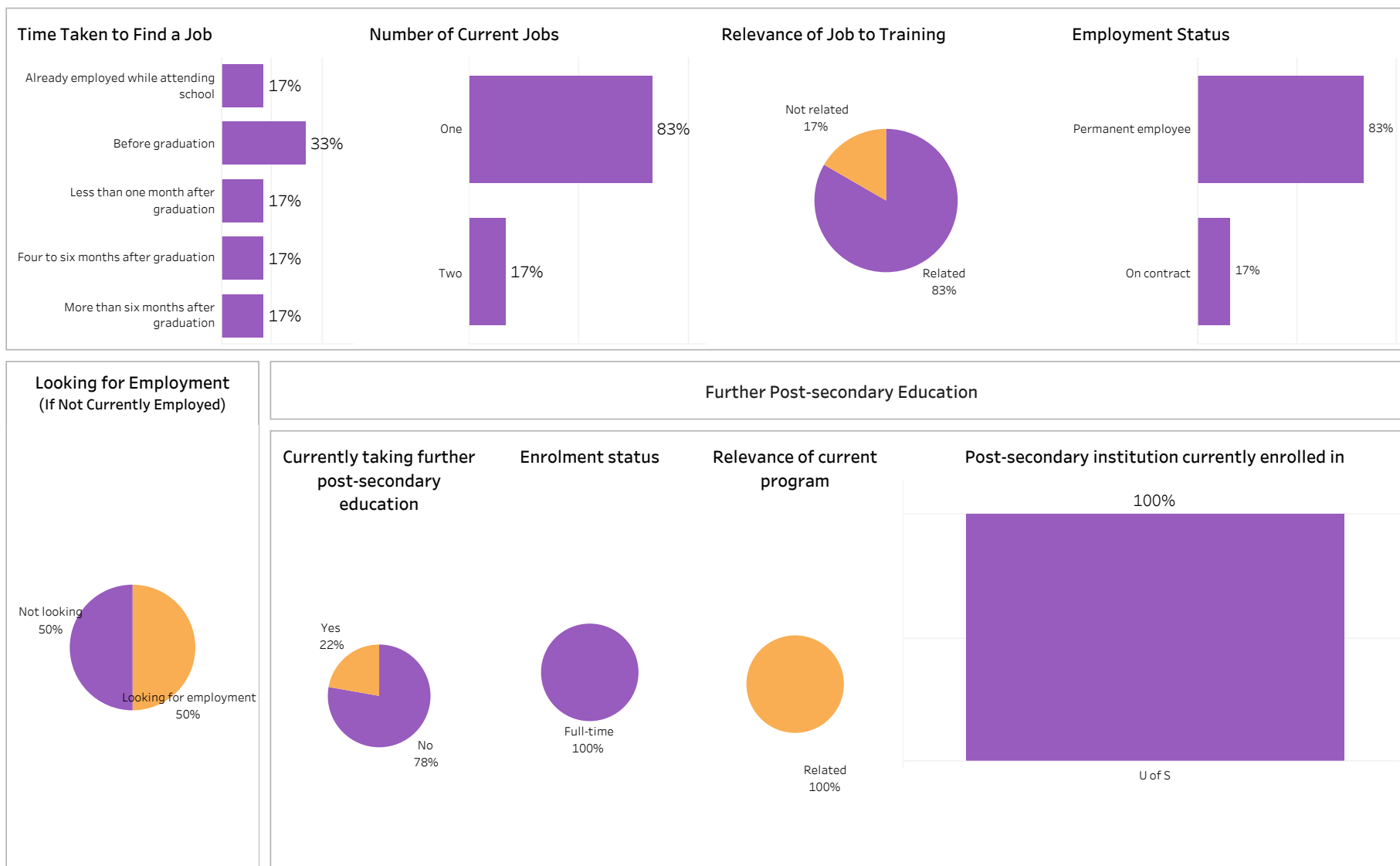
Institutional Research and Analysis (IR&A)



## 2018-19 Graduate Follow-up Survey Summary of Results (2/2)

Campus: **Saskatoon**; School: **Natural Resources & Built Environment**; Program: **BioScience Technology**;  
Credential: **DIP**; Program Type: **Base**

Number of  
Respondents: 9



Institutional Research and Analysis (IR&A)



## 2018-19 Graduate Follow-up Survey Summary of Results (1/2)

School: **Natural Resources & Built Environment**; Program: **Civil Engineering Technologies**; Campus: **Moose Jaw**; Credential: **DIPC**; Program Type: **Base**

Number of Respondents:  
15

Class of Graduates  
2018-19

Base/Con Ed/Brokered  
Base

School  
Natural Resources & Bui..

Program  
Civil Engineering Techn..

Administering Campus  
Moose Jaw

Credential  
DIPC

Indigenous  
All

### Overall Employment

Available Workforce	# of Grads Employed	Employment Rate	# of Full-time Employed Grads	Full-time Employment Rate
15	14	93%	14	93%

### Training Related Employment

Available Workforce	# of Grads Employed	Employment Rate	# of Full-time Employed Grads	Full-time Employment Rate
15	14	93%	14	93%

### Location of Employment

Saskatoon	Regina	Moose Jaw	Prince Albert	Elsewhere in SK	Outside Sask
29%	14%	0%	7%	21%	29%

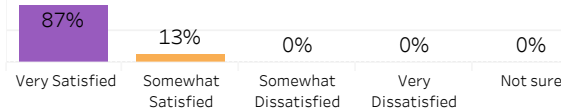
### Average Annual Salary

Overall (\$)	65,270
Full-time Training Related (\$)	65,270

### Salary by Location

	Overall (\$)	Full-time Training Related (\$)
Saskatoon	73,575	73,575
Regina	54,000	54,000
Prince Albert	54,984	54,984
Elsewhere in SK	65,076	65,076
Alberta	58,700	58,700
British Columbia	67,330	67,330

### Overall Satisfaction with Program



### Satisfaction with Sask Polytech

Satisfied with the decision to attend Saskpolytech	Recommend program to others	Recommend Saskpolytech to others
93%	93%	100%

### Satisfaction with Campus Facilities & Services

■ Satisfied
 ■ Dissatisfied
 ■ Not sure

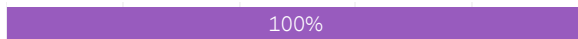
#### Campus facilities



#### Campus activities



#### Instruction delivered



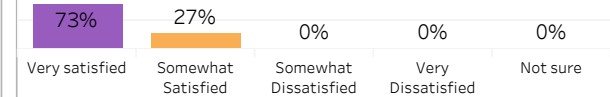
#### Student support services



#### Educational experience

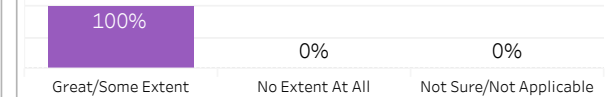


### Relevance of Program to Field of Employment

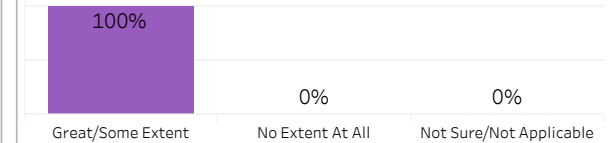


### Program Benefits

#### Skills and knowledge relevant in the workplace



#### Improved earning potential



#### Improved employment opportunities



### Location of Current Residence

Saskatoon	Regina	Moose Jaw	Prince Albert	Elsewhere in SK	Outside Sask
13%	7%	33%	7%	20%	20%

Institutional Research and Analysis (IR&A)



## 2018-19 Graduate Follow-up Survey Summary of Results (2/2)

Campus: **Moose Jaw**; School: **Natural Resources & Built Environment**; Program: **Civil Engineering Technologies**; Credential: **DIPC**; Program Type: **Base**

Number of  
Respondents: 15



Institutional Research and Analysis (IR&A)



# 2018-19 Graduate Follow-up Survey Summary of Results (1/2)

School: **Natural Resources & Built Environment**; Program: **Civil Technician**; Campus: **Moose Jaw**;  
Credential: **CERT**; Program Type: **Base**

Number of Respondents: 3

Class of Graduates: 2018-19      Base/Con Ed/Brokered: Base      School: Natural Resources & Bui..  
Program: Civil Technician      Administering Campus: Moose Jaw      Credential: CERT      Indigenous: All

## Overall Employment

Available Workforce	# of Grads Employed	Employment Rate	# of Full-time Employed Grads	Full-time Employment Rate
3	3	100%	3	100%

## Training Related Employment

Available Workforce	# of Grads Employed	Employment Rate	# of Full-time Employed Grads	Full-time Employment Rate
3	2	67%	2	67%

## Location of Employment

Saskatoon	Regina	Moose Jaw	Prince Albert	Elsewhere in SK	Outside Sask
67%	0%	0%	0%	33%	0%

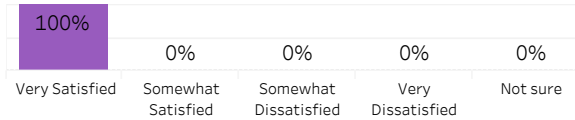
## Average Annual Salary

Overall (\$)	50,960
Full-time Training Related (\$)	68,640

## Salary by Location

	Overall (\$)	Full-time Training Related (\$)
Saskatoon	68,640	68,640
Elsewhere in SK	33,280	

## Overall Satisfaction with Program



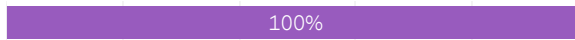
## Satisfaction with Sask Polytech

Satisfied with the decision to attend Saskpolytech	Recommend program to others	Recommend Saskpolytech to others
100%	100%	100%

## Satisfaction with Campus Facilities & Services

■ Satisfied ■ Dissatisfied ■ Not sure

### Campus facilities



### Campus activities



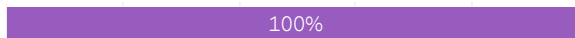
### Instruction delivered



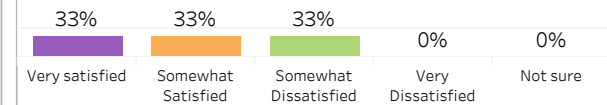
### Student support services



### Educational experience

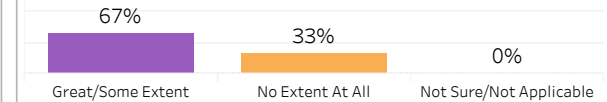


## Relevance of Program to Field of Employment

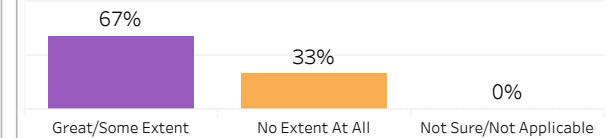


## Program Benefits

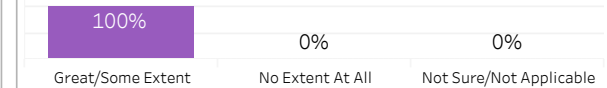
### Skills and knowledge relevant in the workplace



### Improved earning potential



### Improved employment opportunities



## Location of Current Residence

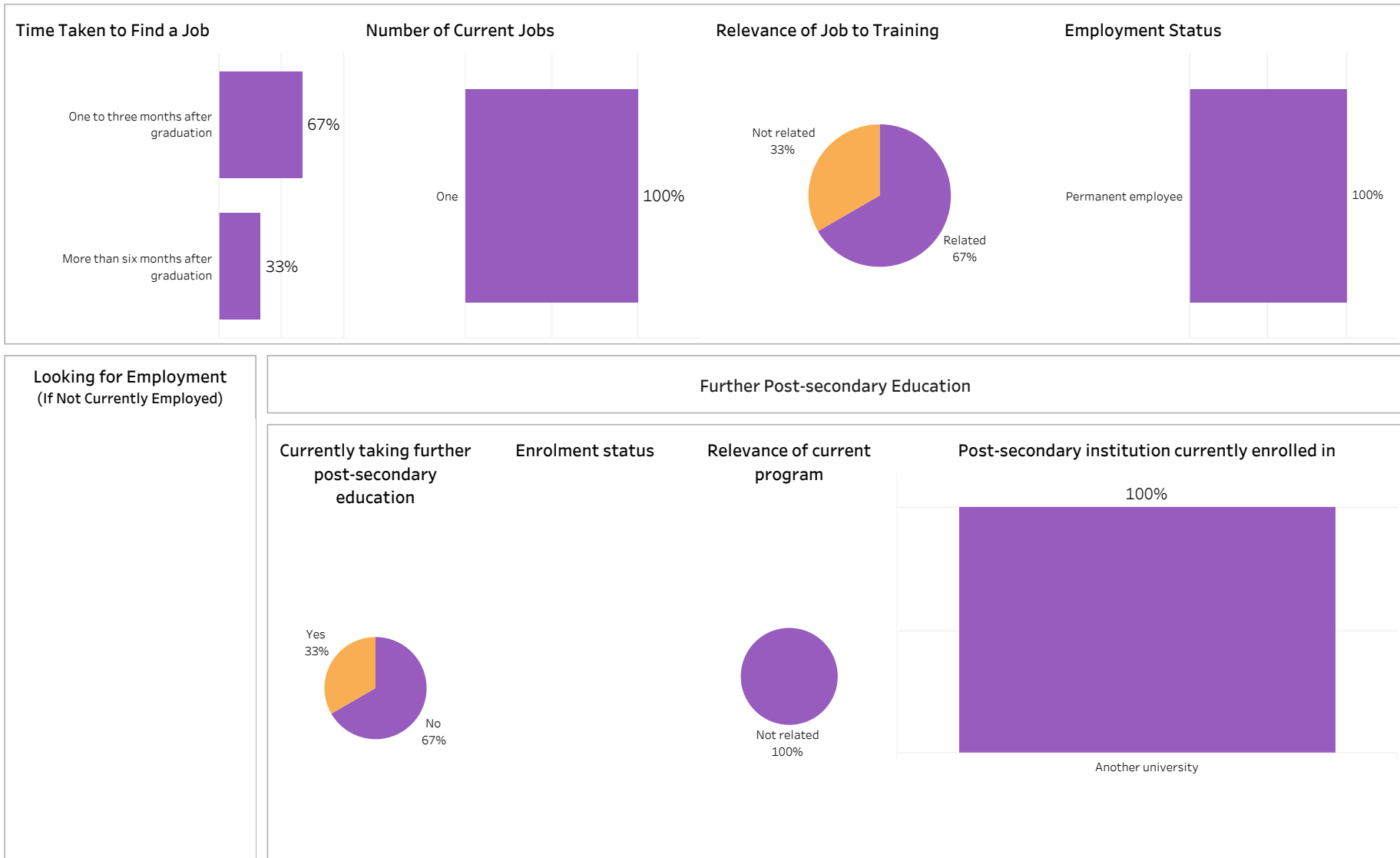
Saskatoon	Elsewhere in SK
67%	33%



## 2018-19 Graduate Follow-up Survey Summary of Results (2/2)

Campus: **Moose Jaw**; School: **Natural Resources & Built Environment**; Program: **Civil Technician**;  
Credential: **CERT**; Program Type: **Base**

Number of  
Respondents: 3



Institutional Research and Analysis (IR&A)



# 2018-19 Graduate Follow-up Survey Summary of Results (1/2)

School: **Natural Resources & Built Environment**; Program: **Civil Technician**; Campus: **Moose Jaw**;  
Credential: **CERT**; Program Type: **Con Ed - Brokered**

Number of Respondents: 2

Class of Graduates  
2018-19

Base/Con Ed/Brokered  
Con Ed - Brokered

School  
Natural Resources & Bui..

Program  
Civil Technician

Administering Campus  
Moose Jaw

Credential  
CERT

Indigenous  
All

## Overall Employment

Available Workforce	# of Grads Employed	Employment Rate	# of Full-time Employed Grads	Full-time Employment Rate
1				

## Training Related Employment

Available Workforce	# of Grads Employed	Employment Rate	# of Full-time Employed Grads	Full-time Employment Rate
1				

## Location of Employment

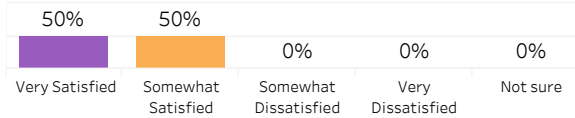
Saskatoon	Regina	Moose Jaw	Prince Albert	Elsewhere in SK	Outside Sask

## Average Annual Salary

Overall (\$)	Full-time Training Related (\$)

## Salary by Location

## Overall Satisfaction with Program



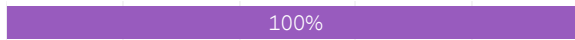
## Satisfaction with Sask Polytech

Satisfied with the decision to attend Saskpolytech	Recommend program to others	Recommend Saskpolytech to others
100%	100%	100%

## Satisfaction with Campus Facilities & Services

■ Satisfied
 ■ Dissatisfied
 ■ Not sure

### Campus facilities



### Campus activities



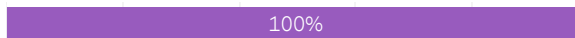
### Instruction delivered



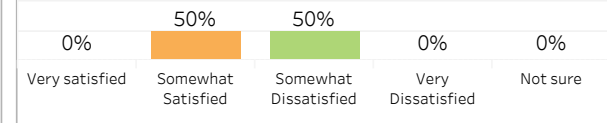
### Student support services



### Educational experience

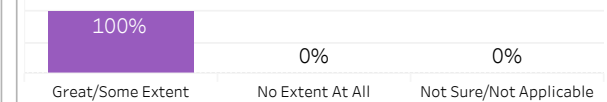


## Relevance of Program to Field of Employment

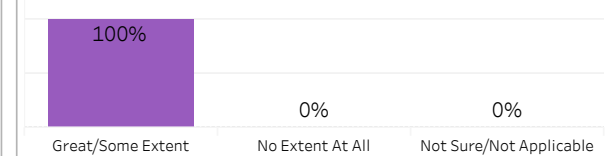


## Program Benefits

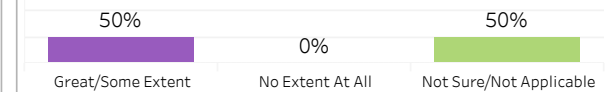
### Skills and knowledge relevant in the workplace



### Improved earning potential



### Improved employment opportunities



## Location of Current Residence

Location
Elsewhere in SK
100%

Institutional Research and Analysis (IR&A)



## 2018-19 Graduate Follow-up Survey Summary of Results (2/2)

Campus: **Moose Jaw**; School: **Natural Resources & Built Environment**; Program: **Civil Technician**;  
Credential: **CERT**; Program Type: **Con Ed - Brokered**

Number of  
Respondents: 2


Time Taken to Find a Job

Number of Current Jobs

Relevance of Job to Training

Employment Status

Looking for Employment  
(If Not Currently Employed)



Looking for employment  
100%

Further Post-secondary Education

Currently taking further  
post-secondary  
education



Yes  
50%

No  
50%

Enrolment status



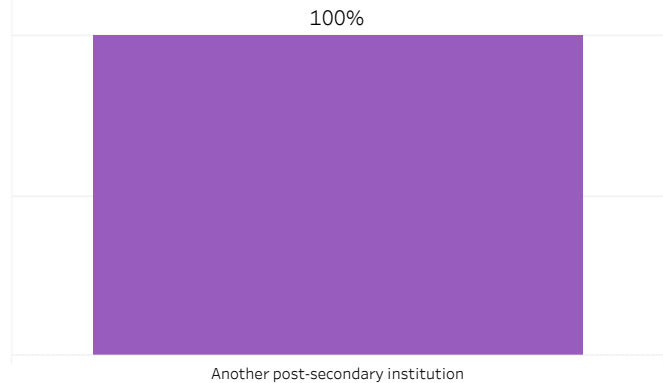
Full-time  
100%

Relevance of current  
program



Related  
100%

Post-secondary institution currently enrolled in



Another post-secondary institution

Institutional Research and Analysis (IR&A)





# 2018-19 Graduate Follow-up Survey Summary of Results (1/2)

Number of Respondents: 6

School: **Natural Resources & Built Environment**; Program: **Environmental Engineering**; Campus: **Moose Jaw**; Credential: **DIPC**; Program Type: **Base**

Class of Graduates  
2018-19

Base/Con Ed/Brokered  
Base

School  
Natural Resources & Bui..

Program  
Environmental Engineer..

Administering Campus  
All

Credential  
DIPC

Indigenous  
All

## Overall Employment

Available Workforce	# of Grads Employed	Employment Rate	# of Full-time Employed Grads	Full-time Employment Rate
5	5	100%	5	100%

## Training Related Employment

Available Workforce	# of Grads Employed	Employment Rate	# of Full-time Employed Grads	Full-time Employment Rate
5	3	60%	3	60%

## Location of Employment

Saskatoon	Regina	Moose Jaw	Prince Albert	Elsewhere in SK	Outside Sask
20%	20%	0%	20%	20%	20%

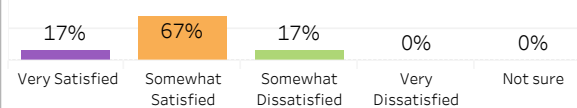
## Average Annual Salary

Overall (\$)	56,840
Full-time Training Related (\$)	53,133

## Salary by Location

	Overall (\$)	Full-time Training Related (\$)
Saskatoon	49,400	49,400
Regina	50,000	50,000
Prince Albert	56,160	
Elsewhere in SK	60,000	60,000
Alberta	68,640	

## Overall Satisfaction with Program



## Satisfaction with Sask Polytech

Satisfied with the decision to attend Saskpolytech	Recommend program to others	Recommend Saskpolytech to others
83%	100%	100%

## Satisfaction with Campus Facilities & Services

■ Satisfied
 ■ Dissatisfied
 ■ Not sure

### Campus facilities



### Campus activities



### Instruction delivered



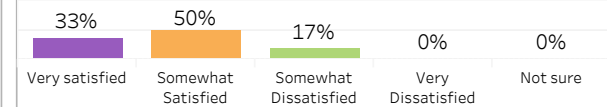
### Student support services



### Educational experience

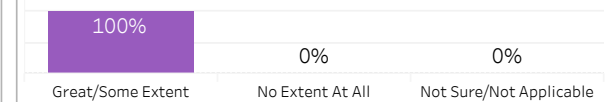


## Relevance of Program to Field of Employment

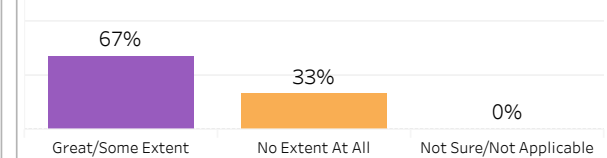


## Program Benefits

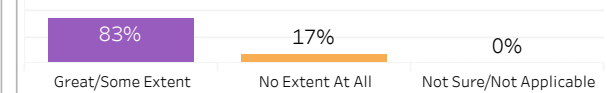
### Skills and knowledge relevant in the workplace



### Improved earning potential



### Improved employment opportunities



## Location of Current Residence

Saskatoon	Regina	Prince Albert	Elsewhere in SK	Outside Sask
17%	33%	17%	17%	17%

Institutional Research and Analysis (IR&A)



## 2018-19 Graduate Follow-up Survey Summary of Results (2/2)

Campus: **All**; School: **Natural Resources & Built Environment**; Program: **Environmental Engineering**;  
Credential: **DIPC**; Program Type: **Base**

Number of  
Respondents: 6



Institutional Research and Analysis (IR&A)



# 2018-19 Graduate Follow-up Survey

## Summary of Results (1/2)

School: **Natural Resources & Built Environment**; Program: **Geographic Information Science**; Campus: **Prince Albert**; Credential: **CERT**; Program Type: **Base**

Number of Respondents:  
11

Class of Graduates  
2018-19

Base/Con Ed/Brokered  
Base

School  
Natural Resources & Bui..

Program  
Geographic Information..

Administering Campus  
Prince Albert

Credential  
All

Indigenous  
All

### Overall Employment

Available Workforce	# of Grads Employed	Employment Rate	# of Full-time Employed Grads	Full-time Employment Rate
9	7	78%	6	67%

### Training Related Employment

Available Workforce	# of Grads Employed	Employment Rate	# of Full-time Employed Grads	Full-time Employment Rate
9	5	56%	5	56%

### Location of Employment

Saskatoon	Regina	Moose Jaw	Prince Albert	Elsewhere in SK	Outside Sask
29%	0%	0%	43%	14%	14%

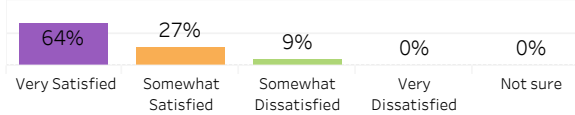
### Average Annual Salary

Overall (\$)	38,752
Full-time Training Related (\$)	45,259

### Salary by Location

	Overall (\$)	Full-time Training Related (\$)
Saskatoon	50,000	50,000
Prince Albert	34,457	42,585
Elsewhere in SK	33,280	
Alberta	45,864	45,864

### Overall Satisfaction with Program



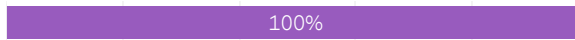
### Satisfaction with Sask Polytech

Satisfied with the decision to attend Saskpolytech	Recommend program to others	Recommend Saskpolytech to others
91%	82%	100%

### Satisfaction with Campus Facilities & Services

■ Satisfied ■ Dissatisfied ■ Not sure

#### Campus facilities



#### Campus activities



#### Instruction delivered



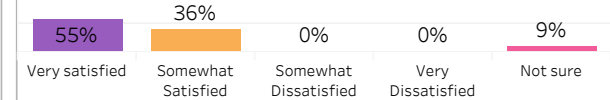
#### Student support services



#### Educational experience

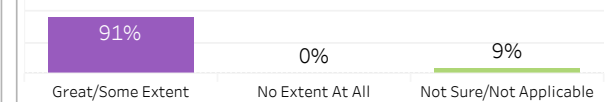


### Relevance of Program to Field of Employment

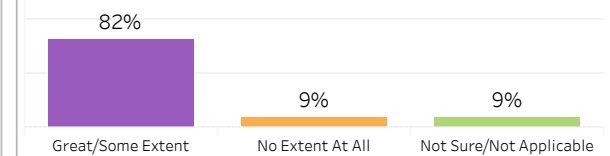


### Program Benefits

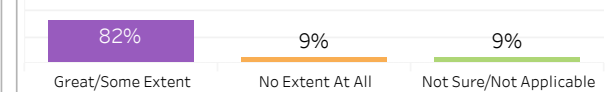
#### Skills and knowledge relevant in the workplace



#### Improved earning potential



#### Improved employment opportunities



### Location of Current Residence

Saskatoon	Regina	Prince Albert	Elsewhere in SK	Outside Sask
18%	18%	27%	27%	9%

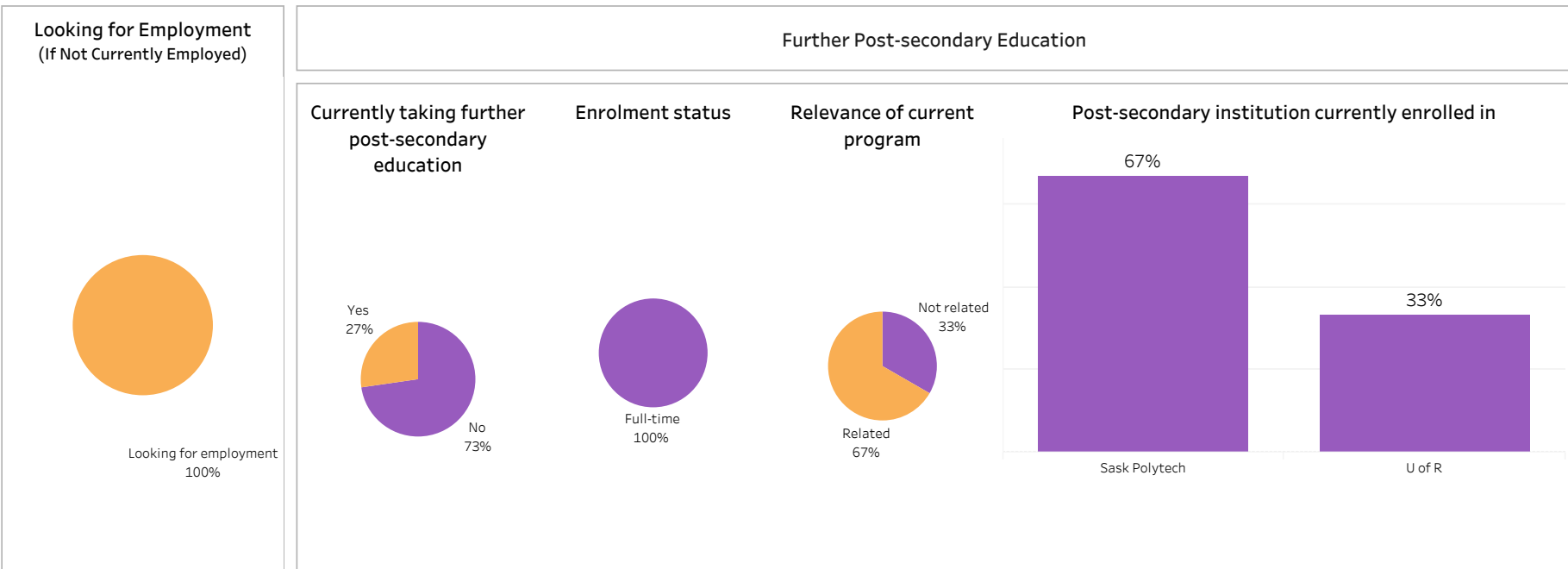
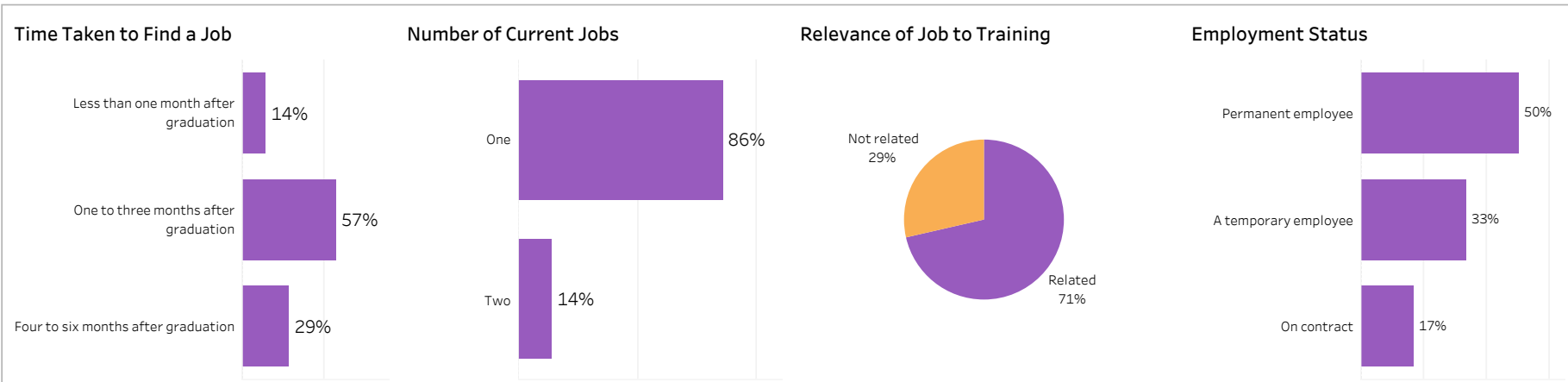
Institutional Research and Analysis (IR&A)



## 2018-19 Graduate Follow-up Survey Summary of Results (2/2)

Campus: **Prince Albert**; School: **Natural Resources & Built Environment**; Program: **Geographic Information Science**; Credential: **All**; Program Type: **Base**

Number of  
Respondents: 11





## 2018-19 Graduate Follow-up Survey Summary of Results (1/2)

School: **Natural Resources & Built Environment**; Program: **Integrated Resource Management**; Campus: **Prince Albert**; Credential: **DIP**; Program Type: **Base**

Number of Respondents: 9

Class of Graduates  
2018-19

Base/Con Ed/Brokered  
Base

School  
Natural Resources & Bui..

Program  
Integrated Resource Ma..

Administering Campus  
Prince Albert

Credential  
DIP

Indigenous  
All

### Overall Employment

Available Workforce	# of Grads Employed	Employment Rate	# of Full-time Employed Grads	Full-time Employment Rate
6	6	100%	6	100%

### Training Related Employment

Available Workforce	# of Grads Employed	Employment Rate	# of Full-time Employed Grads	Full-time Employment Rate
6	6	100%	6	100%

### Location of Employment

Saskatoon	Regina	Moose Jaw	Prince Albert	Elsewhere in SK	Outside Sask
0%	0%	0%	33%	17%	50%

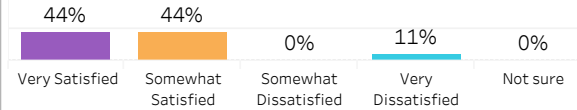
### Average Annual Salary

Overall (\$)	61,983
Full-time Training Related (\$)	61,983

### Salary by Location

	Overall (\$)	Full-time Training Related (\$)
Prince Albert	47,206	47,206
Elsewhere in SK	64,596	64,596
Alberta	65,260	65,260
British Columbia	82,368	82,368

### Overall Satisfaction with Program



### Satisfaction with Sask Polytech

Satisfied with the decision to attend Saskpolytech	Recommend program to others	Recommend Saskpolytech to others
89%	67%	78%

### Satisfaction with Campus Facilities & Services

■ Satisfied
 ■ Dissatisfied
 ■ Not sure

#### Campus facilities



#### Campus activities



#### Instruction delivered



#### Student support services



#### Educational experience

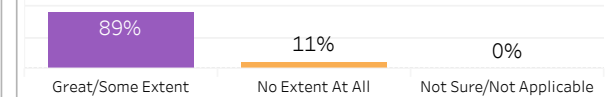


### Relevance of Program to Field of Employment

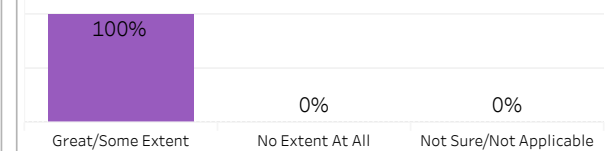


### Program Benefits

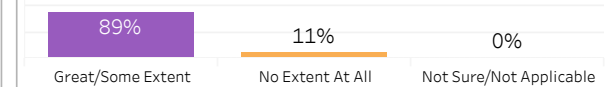
#### Skills and knowledge relevant in the workplace



#### Improved earning potential



#### Improved employment opportunities



### Location of Current Residence

Regina	Prince Albert	Elsewhere in SK	Outside Sask
11%	44%	11%	33%

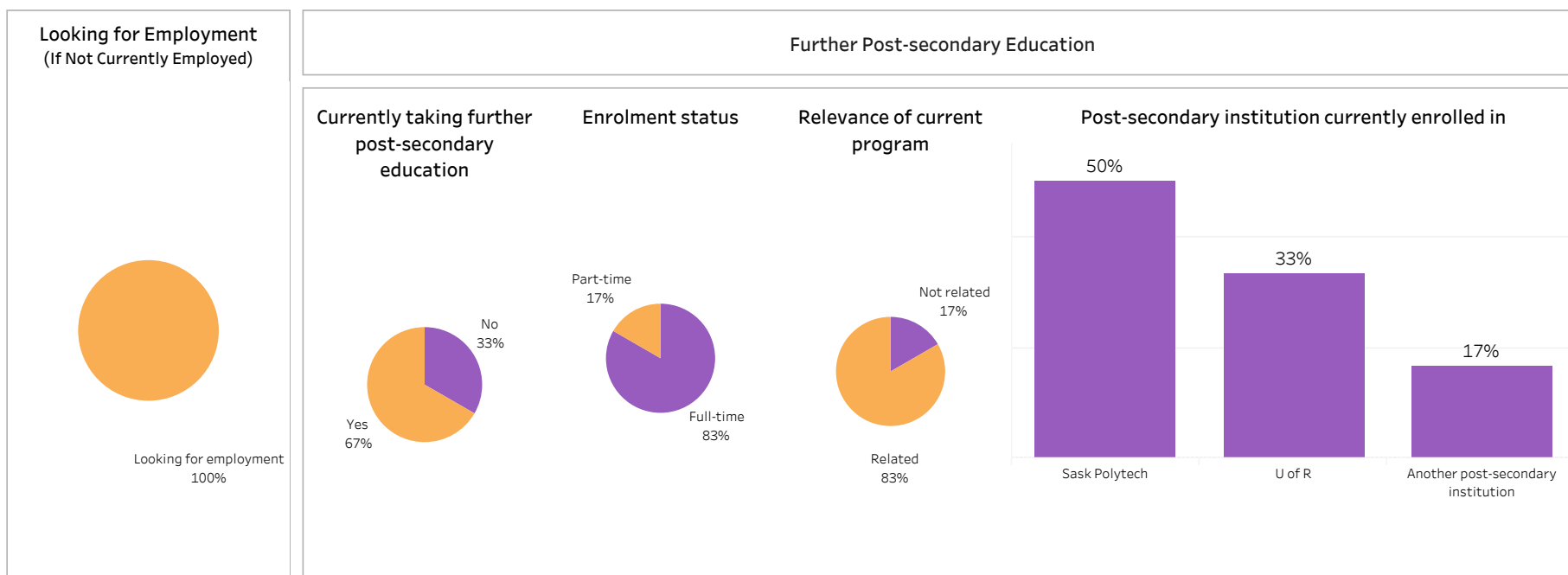
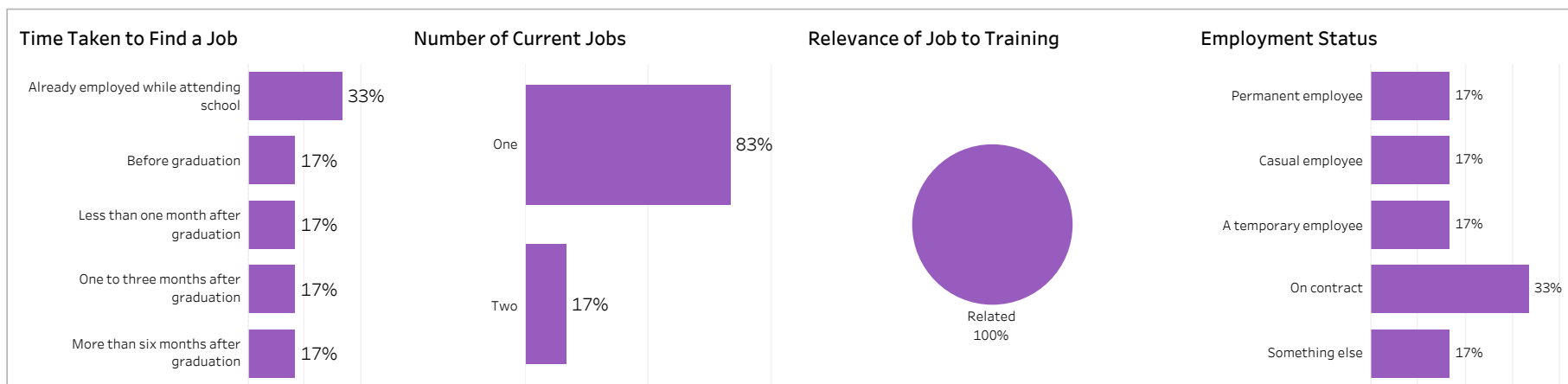
Institutional Research and Analysis (IR&A)



## 2018-19 Graduate Follow-up Survey Summary of Results (2/2)

Campus: **Prince Albert**; School: **Natural Resources & Built Environment**; Program: **Integrated Resource Management**; Credential: **DIP**; Program Type: **Base**

Number of  
Respondents: 9



Institutional Research and Analysis (IR&A)



## 2018-19 Graduate Follow-up Survey Summary of Results (1/2)

School: **Natural Resources & Built Environment**; Program: **Resource/Environmental Law**; Campus: **Prince Albert**; Credential: **DIP**; Program Type: **Base**

Number of Respondents:  
16

Class of Graduates  
2018-19

Base/Con Ed/Brokered  
Base

School  
Natural Resources & Bui..

Program  
Resource/Environmenta..

Administering Campus  
Prince Albert

Credential  
DIP

Indigenous  
All

### Overall Employment

Available Workforce	# of Grads Employed	Employment Rate	# of Full-time Employed Grads	Full-time Employment Rate
16	12	75%	11	69%

### Training Related Employment

Available Workforce	# of Grads Employed	Employment Rate	# of Full-time Employed Grads	Full-time Employment Rate
16	9	56%	9	56%

### Location of Employment

Saskatoon	Regina	Moose Jaw	Prince Albert	Elsewhere in SK	Outside Sask
42%	0%	0%	0%	58%	0%

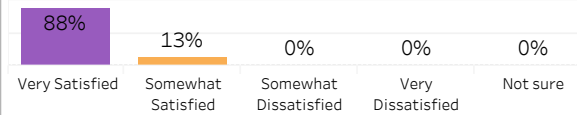
### Average Annual Salary

Overall (\$)	46,004
Full-time Training Related (\$)	47,253

### Salary by Location

	Overall (\$)	Full-time Training Related (\$)
Saskatoon	44,290	46,897
Elsewhere in SK	47,431	47,431

### Overall Satisfaction with Program



### Satisfaction with Sask Polytech

Satisfied with the decision to attend Saskpolytech	Recommend program to others	Recommend Saskpolytech to others
100%	100%	100%

### Satisfaction with Campus Facilities & Services

■ Satisfied
 ■ Dissatisfied
 ■ Not sure

#### Campus facilities



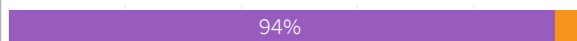
#### Campus activities



#### Instruction delivered



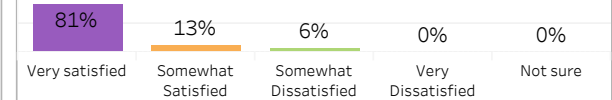
#### Student support services



#### Educational experience

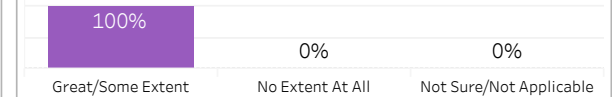


### Relevance of Program to Field of Employment

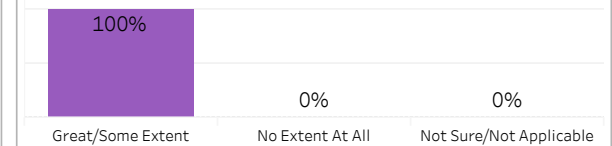


### Program Benefits

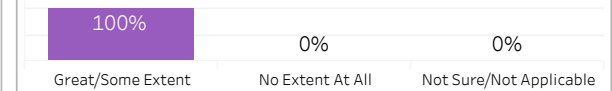
#### Skills and knowledge relevant in the workplace



#### Improved earning potential



#### Improved employment opportunities



### Location of Current Residence

Saskatoon	Regina	Prince Albert	Elsewhere in SK
38%	6%	19%	38%

Institutional Research and Analysis (IR&A)



## 2018-19 Graduate Follow-up Survey Summary of Results (2/2)

Campus: **Prince Albert**; School: **Natural Resources & Built Environment**; Program: **Resource/Environmental Law**; Credential: **DIP**; Program Type: **Base**

Number of  
Respondents: 16







# 2018-19 Graduate Follow-up Survey Summary of Results (1/2)

School: **Natural Resources & Built Environment**; Program: **Water & Wastewater Technician**; Campus: **Moose Jaw**; Credential: **CERT**; Program Type: **Con Ed - Sask Polytech Delivered**

Number of Respondents: 1

Class of Graduates: 2018-19  
Base/Con Ed/Brokered: Con Ed - Sask Polytech D..  
School: Natural Resources & Bui..  
Program: Water & Wastewater Te..  
Administering Campus: Moose Jaw  
Credential: CERT  
Indigenous: All

## Overall Employment

Available Workforce	# of Grads Employed	Employment Rate	# of Full-time Employed Grads	Full-time Employment Rate
1	1	100%	1	100%

## Training Related Employment

Available Workforce	# of Grads Employed	Employment Rate	# of Full-time Employed Grads	Full-time Employment Rate
1	1	100%	1	100%

## Location of Employment

Saskatoon	Regina	Moose Jaw	Prince Albert	Elsewhere in SK	Outside Sask
0%	0%	0%	0%	0%	100%

## Average Annual Salary

Overall (\$)	72,461
Full-time Training Related (\$)	72,461

## Salary by Location

	Overall (\$)	Full-time Training Related (\$)
Elsewhere in Canada	72,461	72,461

## Overall Satisfaction with Program

0%	100%	0%	0%	0%
Very Satisfied	Somewhat Satisfied	Somewhat Dissatisfied	Very Dissatisfied	Not sure

## Satisfaction with Sask Polytech

Satisfied with the decision to attend Saskpolytech	Recommend program to others	Recommend Saskpolytech to others
100%	100%	100%

## Satisfaction with Campus Facilities & Services

■ Satisfied
 ■ Dissatisfied
 ■ Not sure

### Campus facilities



### Campus activities



### Instruction delivered



### Student support services



### Educational experience



## Relevance of Program to Field of Employment

0%	100%	0%	0%	0%
Very satisfied	Somewhat Satisfied	Somewhat Dissatisfied	Very Dissatisfied	Not sure

## Program Benefits

### Skills and knowledge relevant in the workplace

100%	0%	0%
Great/Some Extent	No Extent At All	Not Sure/Not Applicable

### Improved earning potential

100%	0%	0%
Great/Some Extent	No Extent At All	Not Sure/Not Applicable

### Improved employment opportunities

100%	0%	0%
Great/Some Extent	No Extent At All	Not Sure/Not Applicable

## Location of Current Residence

Outside Sask
100%

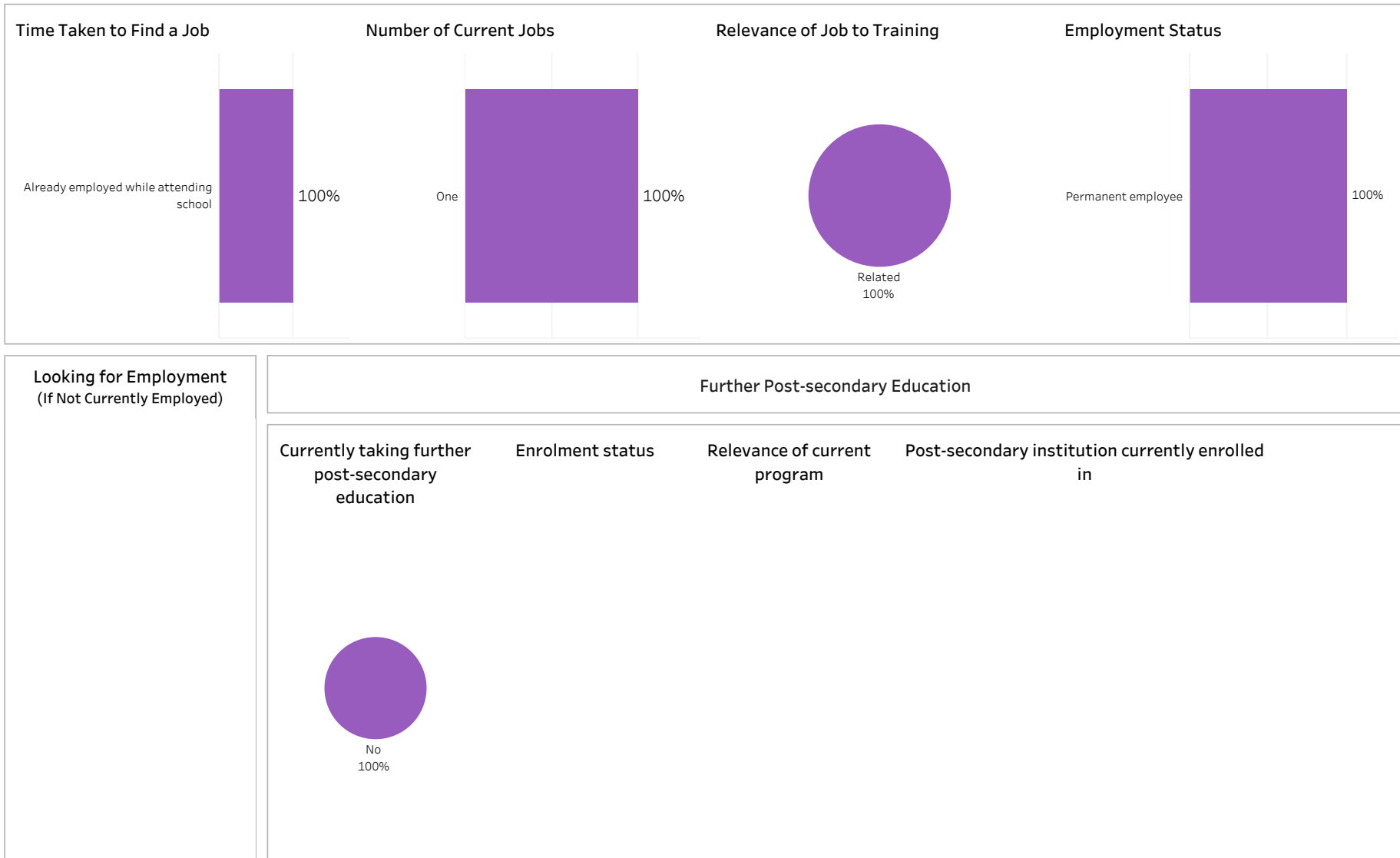
Institutional Research and Analysis (IR&A)



## 2018-19 Graduate Follow-up Survey Summary of Results (2/2)

Campus: **Moose Jaw**; School: **Natural Resources & Built Environment**; Program: **Water & Wastewater Technician**; Credential: **CERT**; Program Type: **Con Ed - Sask Polytech Delivered**

Number of  
Respondents: 1



# School of Nursing



# 2018-19 Graduate Follow-up Survey Summary of Results (1/2)

School: **Nursing**; Program: **All**; Campus: **All**; Credential: **All**; Program Type: **All**

Number of Respondents:  
254

Class of Graduates  
2018-19

Base/Con Ed/Brokered  
All

School  
Nursing

Program  
All

Administering Campus  
All

Credential  
All

Indigenous  
All

## Overall Employment

Available Workforce	# of Grads Employed	Employment Rate	# of Full-time Employed Grads	Full-time Employment Rate
249	243	98%	214	86%

## Training Related Employment

Available Workforce	# of Grads Employed	Employment Rate	# of Full-time Employed Grads	Full-time Employment Rate
249	224	90%	199	80%

## Location of Employment

Saskatoon	Regina	Moose Jaw	Prince Albert	Elsewhere in SK	Outside Sask
27%	23%	4%	8%	33%	4%

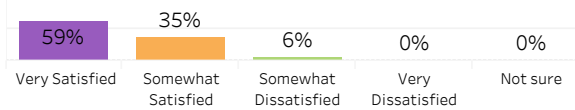
## Average Annual Salary

Overall (\$)	66,934
Full-time Training Related (\$)	70,154

## Salary by Location

	Overall (\$)	Full-time Training Related (\$)
Saskatoon	68,197	68,804
Regina	65,435	68,722
Moose Jaw	68,993	77,123
Prince Albert	58,588	67,218
Elsewhere in SK	69,564	73,187
Alberta		
British Columbia	69,160	65,520
Manitoba	77,091	77,091
Elsewhere in Canada	48,131	60,237

## Overall Satisfaction with Program



## Satisfaction with Sask Polytech

Satisfied with the decision to attend Saskpolytech	Recommend program to others	Recommend Saskpolytech to others
96%	93%	97%

## Satisfaction with Campus Facilities & Services

■ Satisfied ■ Dissatisfied ■ Not sure

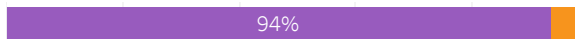
### Campus facilities



### Campus activities



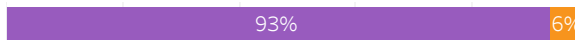
### Instruction delivered



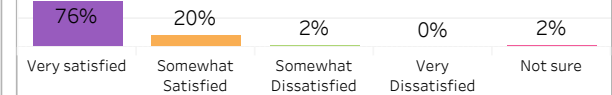
### Student support services



### Educational experience

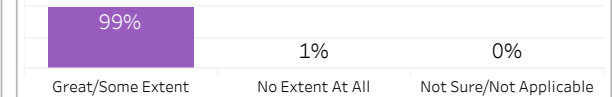


## Relevance of Program to Field of Employment

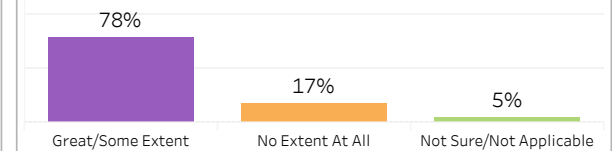


## Program Benefits

### Skills and knowledge relevant in the workplace



### Improved earning potential



### Improved employment opportunities



## Location of Current Residence

Saskatoon	Regina	Moose Jaw	Prince Albert	Elsewhere in SK	Outside Sask
28%	24%	4%	9%	31%	4%

Institutional Research and Analysis (IR&A)



## 2018-19 Graduate Follow-up Survey Summary of Results (2/2)

Campus: **All**; School: **Nursing**; Program: **All**; Credential: **All**; Program Type: **All**

Number of  
Respondents: 254





## 2018-19 Graduate Follow-up Survey Summary of Results (1/2)

School: **Nursing**; Program: **All**; Campus: **All**; Credential: **All**; Program Type: **Base**

Number of Respondents:  
101

Class of Graduates  
2018-19

Base/Con Ed/Brokered  
Base

School  
Nursing

Program  
All

Administering Campus  
All

Credential  
All

Indigenous  
All

### Overall Employment

Available Workforce	# of Grads Employed	Employment Rate	# of Full-time Employed Grads	Full-time Employment Rate
98	97	99%	84	86%

### Training Related Employment

Available Workforce	# of Grads Employed	Employment Rate	# of Full-time Employed Grads	Full-time Employment Rate
98	89	91%	78	80%

### Location of Employment

Saskatoon	Regina	Moose Jaw	Prince Albert	Elsewhere in SK	Outside Sask
20%	31%	6%	14%	26%	3%

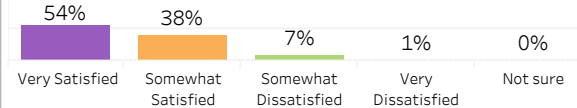
### Average Annual Salary

Overall (\$)	66,087
Full-time Training Related (\$)	68,924

### Salary by Location

	Overall (\$)	Full-time Training Related (\$)
Saskatoon	68,857	68,204
Regina	63,493	66,888
Moose Jaw	78,008	84,624
Prince Albert	58,382	66,161
Elsewhere in SK	68,709	69,951
Alberta		
British Columbia	69,160	65,520

### Overall Satisfaction with Program



### Satisfaction with Sask Polytech

Satisfied with the decision to attend Saskpolytech	Recommend program to others	Recommend Saskpolytech to others
94%	90%	93%

### Satisfaction with Campus Facilities & Services

■ Satisfied ■ Dissatisfied ■ Not sure

#### Campus facilities



#### Campus activities



#### Instruction delivered



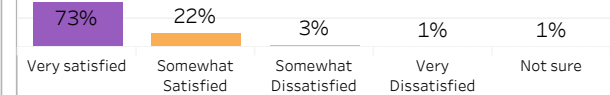
#### Student support services



#### Educational experience

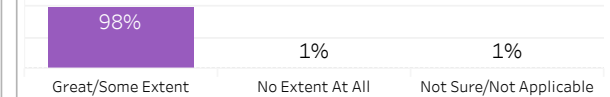


### Relevance of Program to Field of Employment

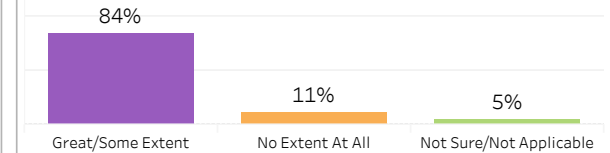


### Program Benefits

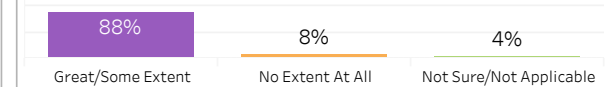
#### Skills and knowledge relevant in the workplace



#### Improved earning potential



#### Improved employment opportunities



### Location of Current Residence

Saskatoon	Regina	Moose Jaw	Prince Albert	Elsewhere in SK	Outside Sask
22%	34%	7%	14%	22%	2%

Institutional Research and Analysis (IR&A)



## 2018-19 Graduate Follow-up Survey Summary of Results (2/2)

Campus: **All**; School: **Nursing**; Program: **All**; Credential: **All**; Program Type: **Base**

Number of  
Respondents: 101



Institutional Research and Analysis (IR&A)



# 2018-19 Graduate Follow-up Survey Summary of Results (1/2)

School: **Nursing**; Program: **All**; Campus: **All**; Credential: **All**; Program Type: **Con Ed - Sask Polytech Delivered**

Number of Respondents:  
80

Class of Graduates  
2018-19

Base/Con Ed/Brokered  
Con Ed - Sask Polytech D..

School  
Nursing

Program  
All

Administering Campus  
All

Credential  
All

Indigenous  
All

## Overall Employment

Available Workforce	# of Grads Employed	Employment Rate	# of Full-time Employed Grads	Full-time Employment Rate
78	75	96%	67	86%

## Training Related Employment

Available Workforce	# of Grads Employed	Employment Rate	# of Full-time Employed Grads	Full-time Employment Rate
78	67	86%	60	77%

## Location of Employment

Saskatoon	Regina	Moose Jaw	Prince Albert	Elsewhere in SK	Outside Sask
44%	24%	4%	4%	15%	9%

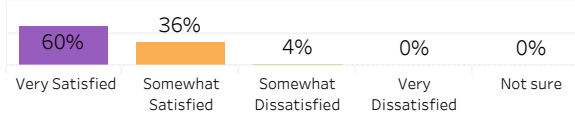
## Average Annual Salary

Overall (\$)	67,871
Full-time Training Related (\$)	71,985

## Salary by Location

	Overall (\$)	Full-time Training Related (\$)
Saskatoon	69,164	70,687
Regina	70,280	75,807
Moose Jaw	50,963	58,370
Prince Albert	61,216	80,000
Elsewhere in SK	74,899	89,209
Manitoba	77,091	77,091
Elsewhere in Canada	48,131	60,237

## Overall Satisfaction with Program



## Satisfaction with Sask Polytech

Satisfied with the decision to attend Saskpolytech	Recommend program to others	Recommend Saskpolytech to others
96%	96%	99%

## Satisfaction with Campus Facilities & Services

■ Satisfied ■ Dissatisfied ■ Not sure


### Campus facilities



### Campus activities



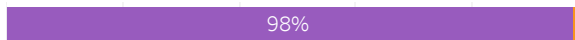
### Instruction delivered



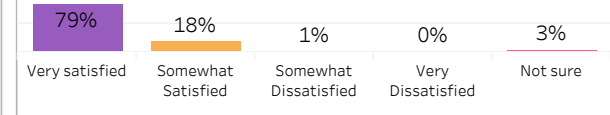
### Student support services



### Educational experience

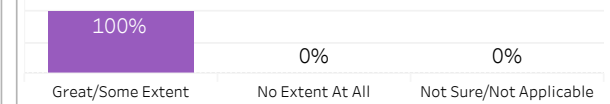


## Relevance of Program to Field of Employment

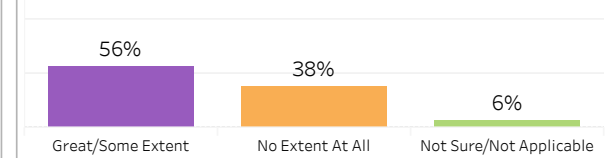


## Program Benefits

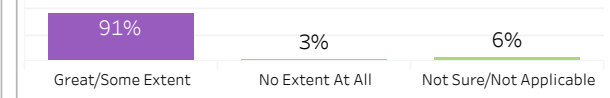
### Skills and knowledge relevant in the workplace



### Improved earning potential



### Improved employment opportunities



## Location of Current Residence

Saskatoon	Regina	Moose Jaw	Prince Albert	Elsewhere in SK	Outside Sask
45%	25%	4%	3%	14%	10%

Institutional Research and Analysis (IR&A)





## 2018-19 Graduate Follow-up Survey Summary of Results (2/2)

Campus: **All**; School: **Nursing**; Program: **All**; Credential: **All**; Program Type: **Con Ed - Sask Polytech Delivered**

Number of  
Respondents: 80



Institutional Research and Analysis (IR&A)



## 2018-19 Graduate Follow-up Survey Summary of Results (1/2)

School: **Nursing**; Program: **All**; Campus: **All**; Credential: **DIP**; Program Type: **Con Ed - Brokered**

Number of Respondents:  
73

Class of Graduates  
2018-19

Base/Con Ed/Brokered  
Con Ed - Brokered

School  
Nursing

Program  
All

Administering Campus  
All

Credential  
All

Indigenous  
All

### Overall Employment

Available Workforce	# of Grads Employed	Employment Rate	# of Full-time Employed Grads	Full-time Employment Rate
73	71	97%	63	86%

### Training Related Employment

Available Workforce	# of Grads Employed	Employment Rate	# of Full-time Employed Grads	Full-time Employment Rate
73	68	93%	61	84%

### Location of Employment

Saskatoon	Regina	Moose Jaw	Prince Albert	Elsewhere in SK	Outside Sask
20%	11%	0%	6%	63%	0%

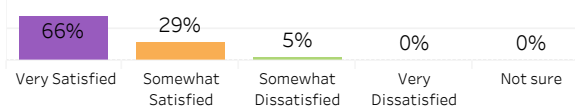
### Average Annual Salary

Overall (\$)	67,122
Full-time Training Related (\$)	69,953

### Salary by Location

	Overall (\$)	Full-time Training Related (\$)
Saskatoon	64,952	64,952
Regina	65,865	65,865
Prince Albert	57,590	65,586
Elsewhere in SK	69,105	73,430

### Overall Satisfaction with Program



### Satisfaction with Sask Polytech

Satisfied with the decision to attend Saskpolytech	Recommend program to others	Recommend Saskpolytech to others
97%	95%	100%

### Satisfaction with Campus Facilities & Services

■ Satisfied ■ Dissatisfied ■ Not sure

#### Campus facilities



#### Campus activities



#### Instruction delivered



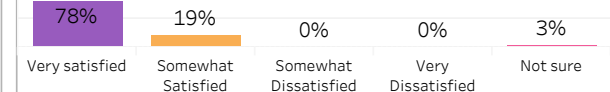
#### Student support services



#### Educational experience

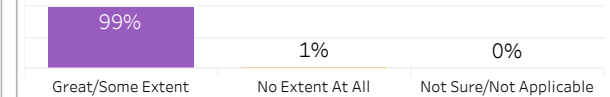


### Relevance of Program to Field of Employment

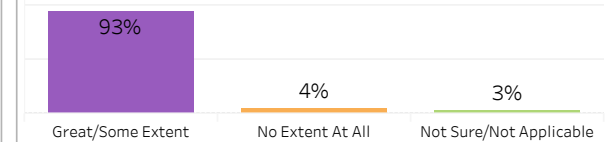


### Program Benefits

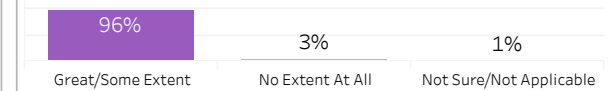
#### Skills and knowledge relevant in the workplace



#### Improved earning potential



#### Improved employment opportunities



### Location of Current Residence

Saskatoon	Regina	Prince Albert	Elsewhere in SK
18%	10%	8%	64%

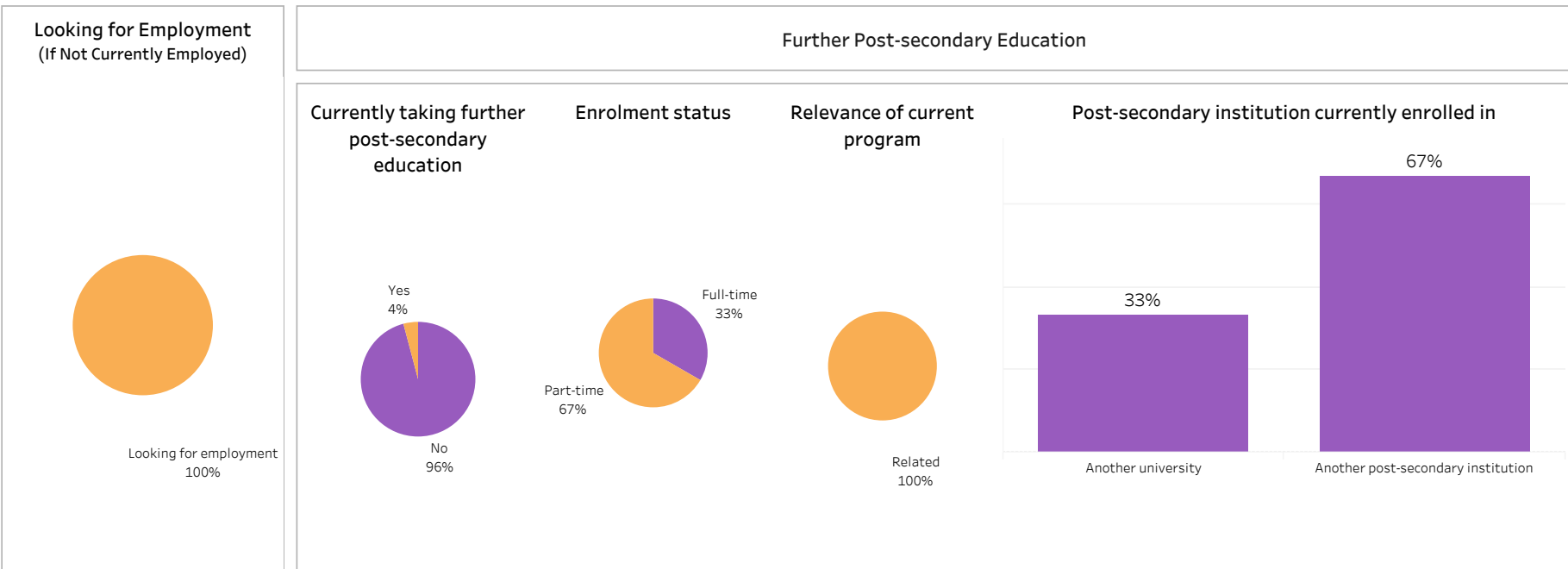
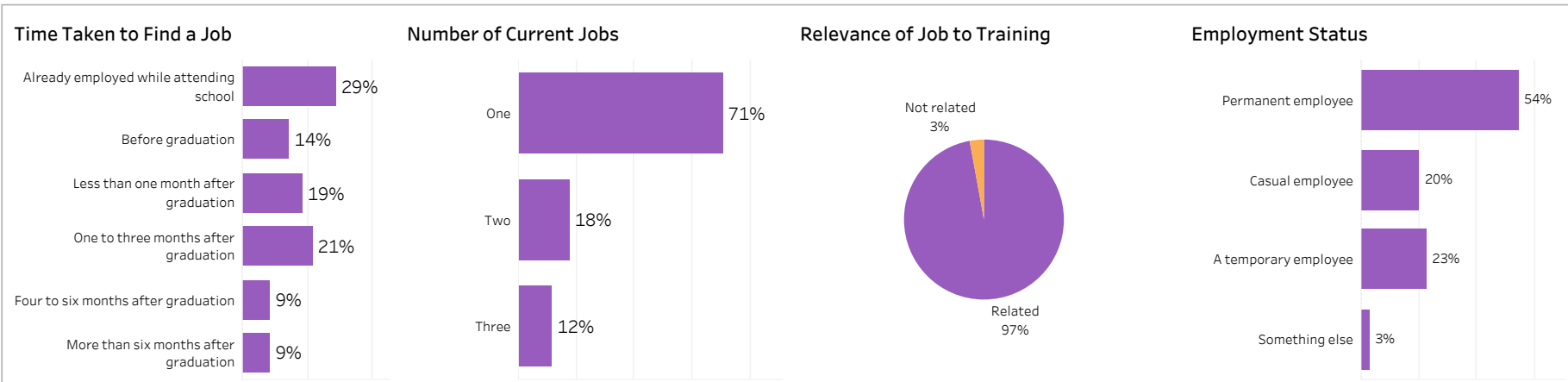
Institutional Research and Analysis (IR&A)



## 2018-19 Graduate Follow-up Survey Summary of Results (2/2)

Campus: **All**; School: **Nursing**; Program: **All**; Credential: **All**; Program Type: **Con Ed - Brokered**

Number of  
Respondents: 73





## 2018-19 Graduate Follow-up Survey Summary of Results (1/2)

School: **Nursing**; Program: **Critical Care Nursing**; Campus: **Regina**; Credential: **ACERT**; Program Type: **Con Ed - Sask Polytech Delivered**

Number of Respondents:  
29

Class of Graduates  
2018-19

Base/Con Ed/Brokered  
Con Ed - Sask Polytech D..

School  
Nursing

Program  
Critical Care Nursing

Administering Campus  
Regina

Credential  
ACERT

Indigenous  
All

### Overall Employment

Available Workforce	# of Grads Employed	Employment Rate	# of Full-time Employed Grads	Full-time Employment Rate
29	29	100%	28	97%

### Training Related Employment

Available Workforce	# of Grads Employed	Employment Rate	# of Full-time Employed Grads	Full-time Employment Rate
29	28	97%	27	93%

### Location of Employment

Saskatoon	Regina	Moose Jaw	Prince Albert	Elsewhere in SK	Outside Sask
45%	34%	0%	7%	10%	3%

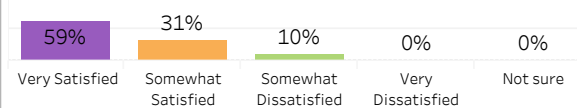
### Average Annual Salary

Overall (\$)	82,100
Full-time Training Related (\$)	82,100

### Salary by Location

	Overall (\$)	Full-time Training Related (\$)
Saskatoon	85,247	85,247
Regina	75,505	75,505
Prince Albert	80,000	80,000
Elsewhere in SK		
Manitoba	76,274	76,274

### Overall Satisfaction with Program



### Satisfaction with Sask Polytech

Satisfied with the decision to attend Saskpolytech	Recommend program to others	Recommend Saskpolytech to others
97%	100%	97%

### Satisfaction with Campus Facilities & Services

■ Satisfied ■ Dissatisfied ■ Not sure

#### Campus facilities



#### Campus activities



#### Instruction delivered



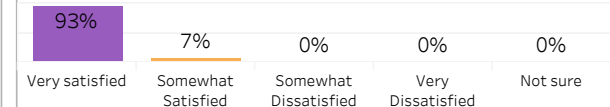
#### Student support services



#### Educational experience

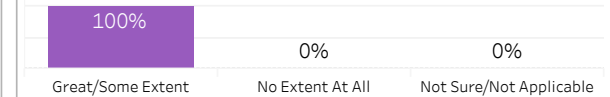


### Relevance of Program to Field of Employment

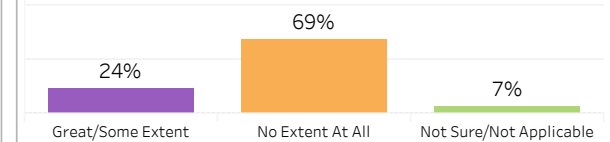


### Program Benefits

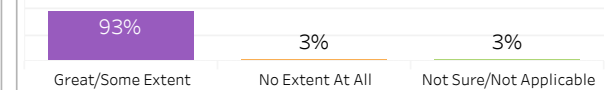
#### Skills and knowledge relevant in the workplace



#### Improved earning potential



#### Improved employment opportunities



### Location of Current Residence

Saskatoon	Regina	Prince Albert	Elsewhere in SK	Outside Sask
45%	34%	3%	14%	3%

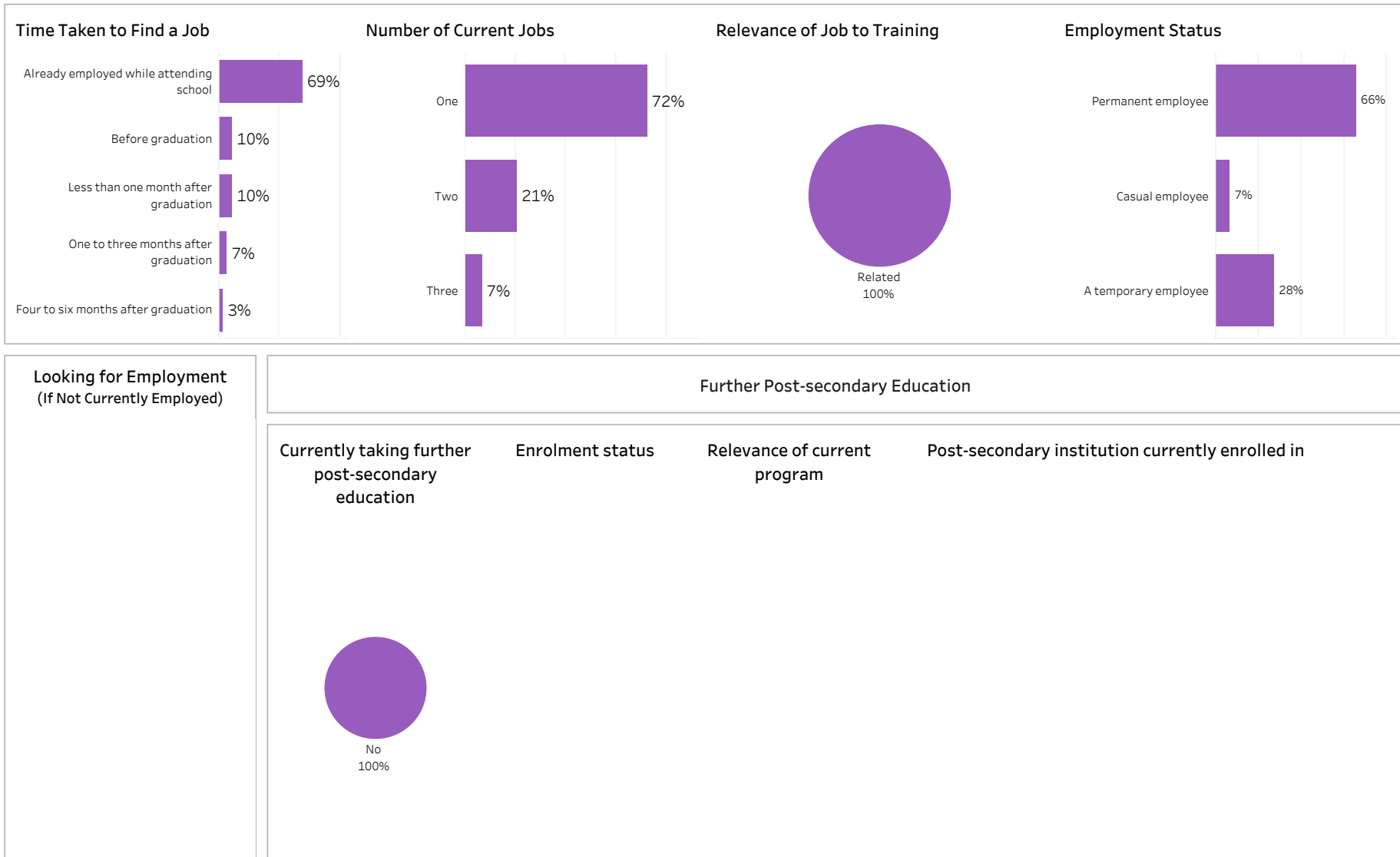
Institutional Research and Analysis (IR&A)



## 2018-19 Graduate Follow-up Survey Summary of Results (2/2)

Campus: **Regina**; School: **Nursing**; Program: **Critical Care Nursing**; Credential: **ACERT**; Program Type: **Con Ed - Sask Polytech Delivered**

Number of  
Respondents: 29



Institutional Research and Analysis (IR&A)



# 2018-19 Graduate Follow-up Survey Summary of Results (1/2)

School: **Nursing**; Program: **Diabetes Education/Professional**; Campus: **Regina**; Credential: **ACERT**; Program Type: **Base**

Number of Respondents: 2

Class of Graduates  
2018-19

Base/Con Ed/Brokered  
Base

School  
Nursing

Program  
Diabetes Education/Pro..

Administering Campus  
Regina

Credential  
ACERT

Indigenous  
All

## Overall Employment

Available Workforce	# of Grads Employed	Employment Rate	# of Full-time Employed Grads	Full-time Employment Rate
2	2	100%	2	100%

## Training Related Employment

Available Workforce	# of Grads Employed	Employment Rate	# of Full-time Employed Grads	Full-time Employment Rate
2	1	50%	1	50%

## Location of Employment

Saskatoon	Regina	Moose Jaw	Prince Albert	Elsewhere in SK	Outside Sask
0%	0%	0%	0%	100%	0%

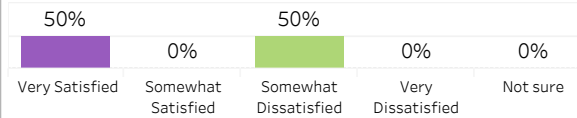
## Average Annual Salary

Overall (\$)	
Full-time Training Related (\$)	

## Salary by Location

	Overall (\$)	Full-time Training Related (\$)
Elsewhere in SK		

## Overall Satisfaction with Program



## Satisfaction with Sask Polytech

Satisfied with the decision to attend Saskpolytech	Recommend program to others	Recommend Saskpolytech to others
100%	100%	100%

## Satisfaction with Campus Facilities & Services

■ Satisfied
 ■ Dissatisfied
 ■ Not sure

### Campus facilities



### Campus activities



### Instruction delivered



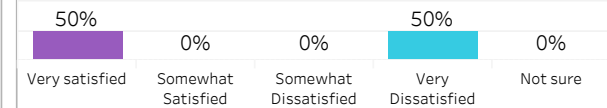
### Student support services



### Educational experience

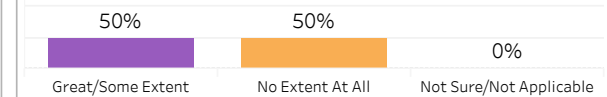


## Relevance of Program to Field of Employment

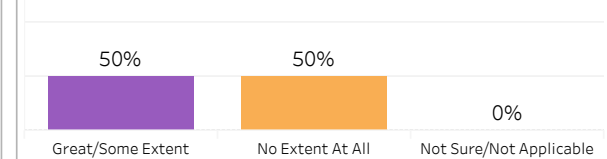


## Program Benefits

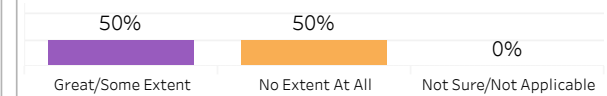
### Skills and knowledge relevant in the workplace



### Improved earning potential



### Improved employment opportunities



## Location of Current Residence

Elsewhere in SK
100%

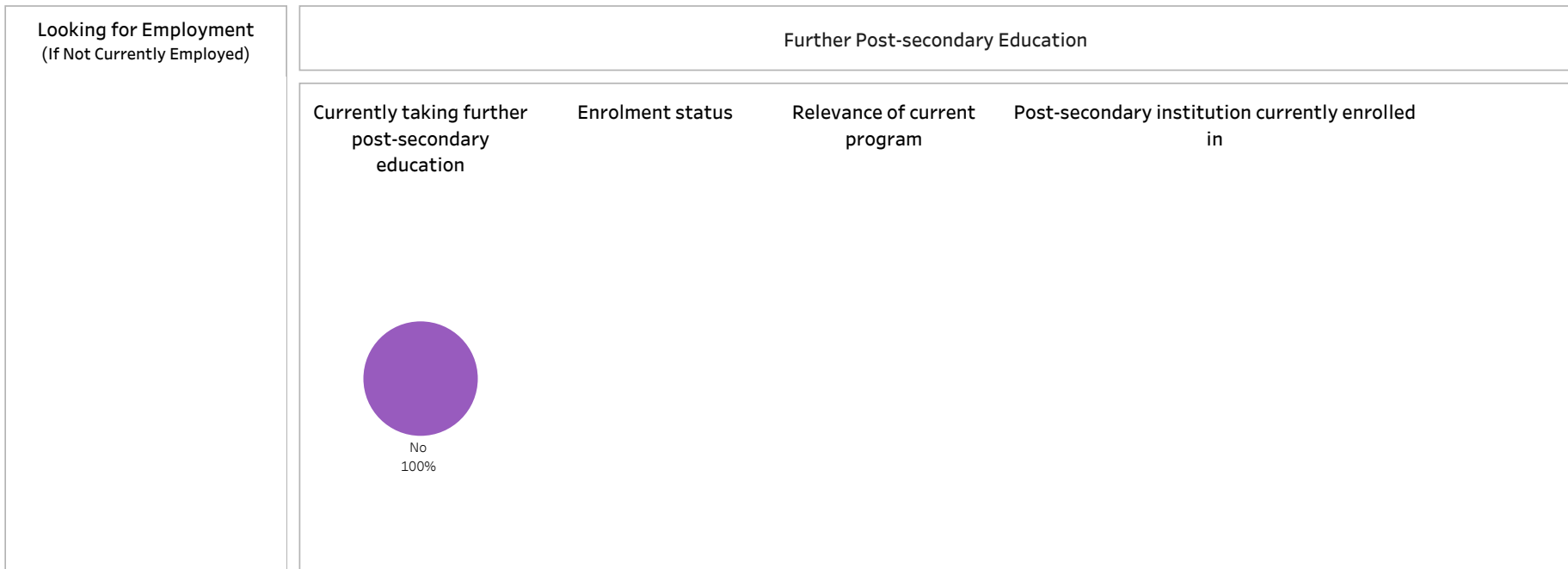
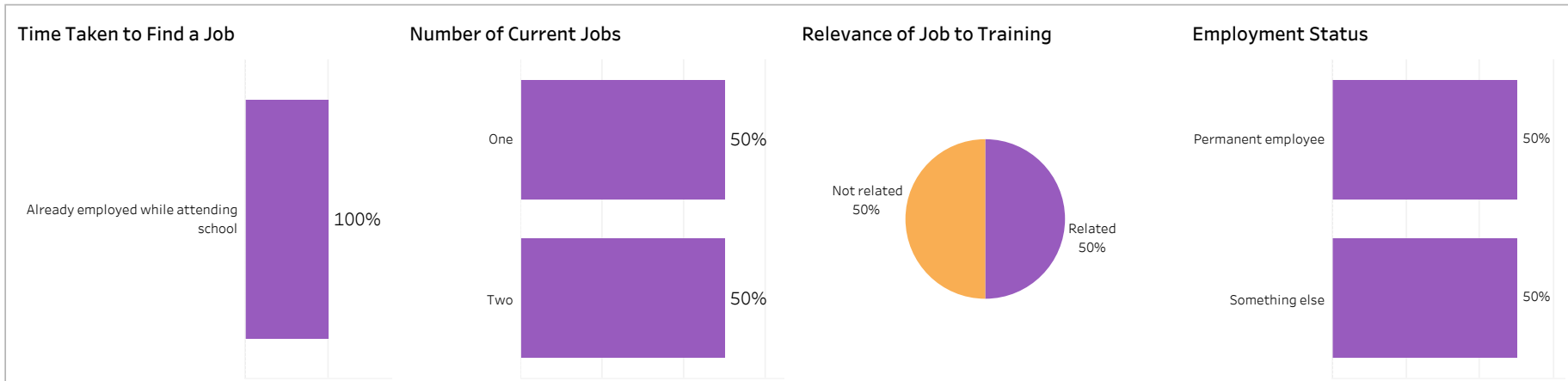
Institutional Research and Analysis (IR&A)



## 2018-19 Graduate Follow-up Survey Summary of Results (2/2)

Campus: **Regina**; School: **Nursing**; Program: **Diabetes Education/Professionl**; Credential: **ACERT**; Program Type: **Base**

Number of  
Respondents: 2





# 2018-19 Graduate Follow-up Survey Summary of Results (1/2)

School: **Nursing**; Program: **Diabetes Education/Providers**; Campus: **Regina**; Credential: **APCERT**; Program Type: **Base**

Number of Respondents: 1

Class of Graduates  
2018-19

Base/Con Ed/Brokered  
Base

School  
Nursing

Program  
Diabetes Education/Pro..

Administering Campus  
Regina

Credential  
APCERT

Indigenous  
All

## Overall Employment

Available Workforce	# of Grads Employed	Employment Rate	# of Full-time Employed Grads	Full-time Employment Rate
1	1	100%	1	100%

## Training Related Employment

Available Workforce	# of Grads Employed	Employment Rate	# of Full-time Employed Grads	Full-time Employment Rate
1	0	0%		

## Location of Employment

Saskatoon	Regina	Moose Jaw	Prince Albert	Elsewhere in SK	Outside Sask
0%	0%	0%	0%	100%	0%

## Average Annual Salary

Overall (\$)	Full-time Training Related (\$)

## Salary by Location

Overall (\$)	Full-time Training Related (\$)
Elsewhere in SK	

## Overall Satisfaction with Program

100%	0%	0%	0%	0%
Very Satisfied	Somewhat Satisfied	Somewhat Dissatisfied	Very Dissatisfied	Not sure

## Satisfaction with Sask Polytech

Satisfied with the decision to attend Saskpolytech	Recommend program to others	Recommend Saskpolytech to others
100%	100%	100%

## Satisfaction with Campus Facilities & Services

**Satisfied** **Dissatisfied** **Not sure**

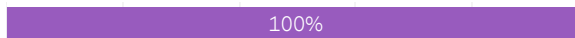
### Campus facilities



### Campus activities



### Instruction delivered



### Student support services



### Educational experience



## Relevance of Program to Field of Employment

0%	100%	0%	0%	0%
Very satisfied	Somewhat Satisfied	Somewhat Dissatisfied	Very Dissatisfied	Not sure

## Program Benefits

### Skills and knowledge relevant in the workplace

100%	0%	0%
Great/Some Extent	No Extent At All	Not Sure/Not Applicable

### Improved earning potential

0%	100%	0%
Great/Some Extent	No Extent At All	Not Sure/Not Applicable

### Improved employment opportunities

0%	100%	0%
Great/Some Extent	No Extent At All	Not Sure/Not Applicable

## Location of Current Residence

Elsewhere in SK
100%

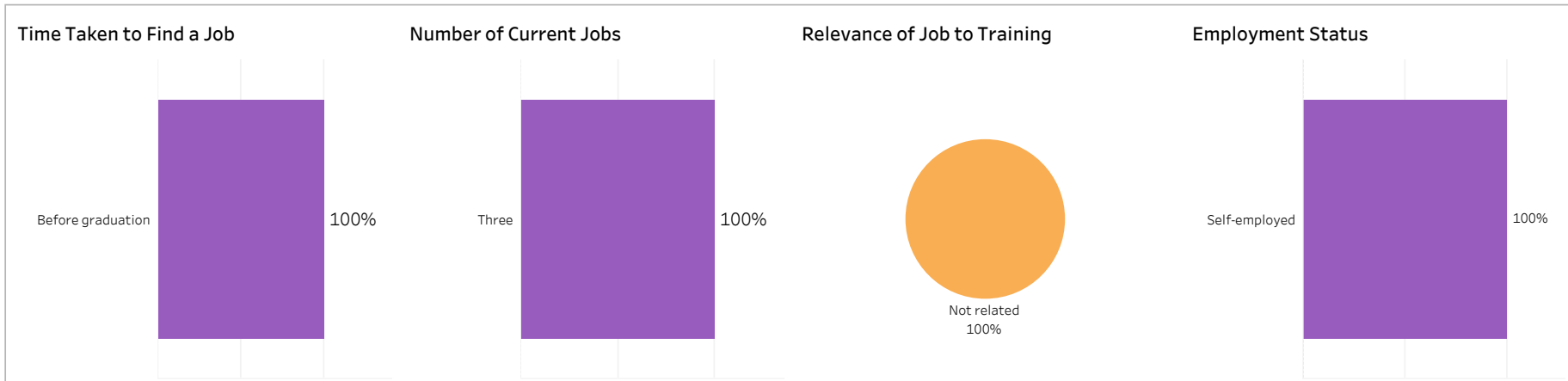
Institutional Research and Analysis (IR&A)



## 2018-19 Graduate Follow-up Survey Summary of Results (2/2)


Campus: **Regina**; School: **Nursing**; Program: **Diabetes Education/Providers**; Credential: **APCERT**; Program Type: **Base**

Number of Respondents: 1



**Looking for Employment**  
(If Not Currently Employed)

### Further Post-secondary Education





# 2018-19 Graduate Follow-up Survey Summary of Results (1/2)

School: **Nursing**; Program: **Emergency Nursing**; Campus: **Regina**; Credential: **ACERT**; Program Type: **Con Ed**  
- Sask Polytech Delivered

Number of Respondents: 4

Class of Graduates  
2018-19

Base/Con Ed/Brokered  
Con Ed - Sask Polytech D..

School  
Nursing

Program  
Emergency Nursing

Administering Campus  
Regina

Credential  
ACERT

Indigenous  
All

## Overall Employment

Available Workforce	# of Grads Employed	Employment Rate	# of Full-time Employed Grads	Full-time Employment Rate
4	4	100%	4	100%

## Training Related Employment

Available Workforce	# of Grads Employed	Employment Rate	# of Full-time Employed Grads	Full-time Employment Rate
4	4	100%	4	100%

## Location of Employment

Saskatoon	Regina	Moose Jaw	Prince Albert	Elsewhere in SK	Outside Sask
25%	0%	0%	0%	75%	0%

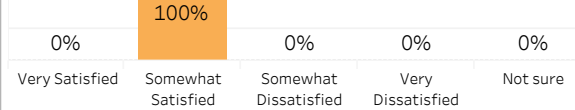
## Average Annual Salary

Overall (\$)	92,752
Full-time Training Related (\$)	92,752

## Salary by Location

	Overall (\$)	Full-time Training Related (\$)
Saskatoon	99,840	99,840
Elsewhere in SK	89,209	89,209

## Overall Satisfaction with Program



## Satisfaction with Sask Polytech

Satisfied with the decision to attend Saskpolytech	Recommend program to others	Recommend Saskpolytech to others
75%	50%	100%

## Satisfaction with Campus Facilities & Services

■ Satisfied ■ Dissatisfied ■ Not sure

### Campus facilities



### Campus activities



### Instruction delivered



### Student support services



### Educational experience

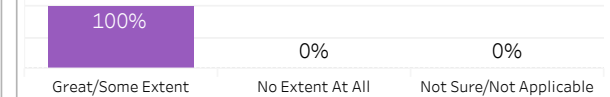


## Relevance of Program to Field of Employment

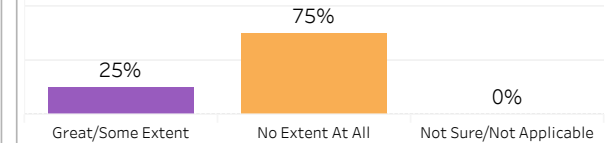


## Program Benefits

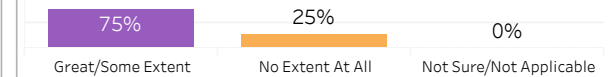
### Skills and knowledge relevant in the workplace



### Improved earning potential



### Improved employment opportunities



## Location of Current Residence

Saskatoon	Elsewhere in SK
50%	50%

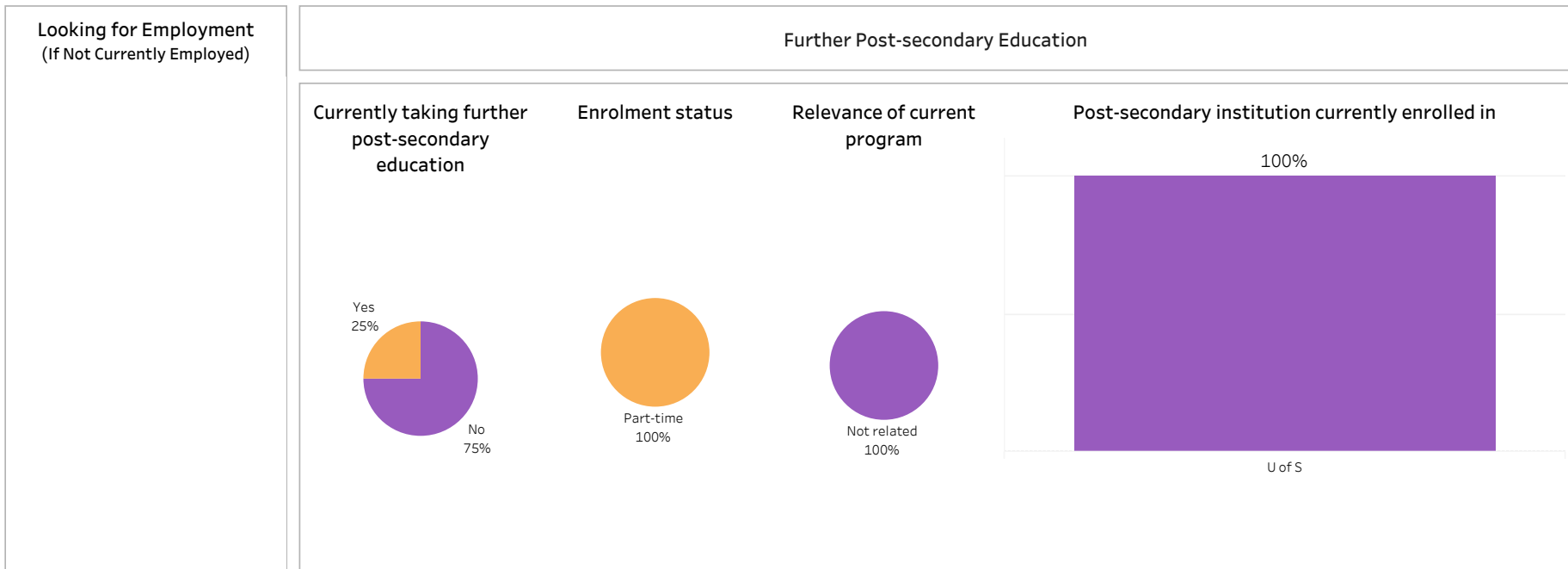
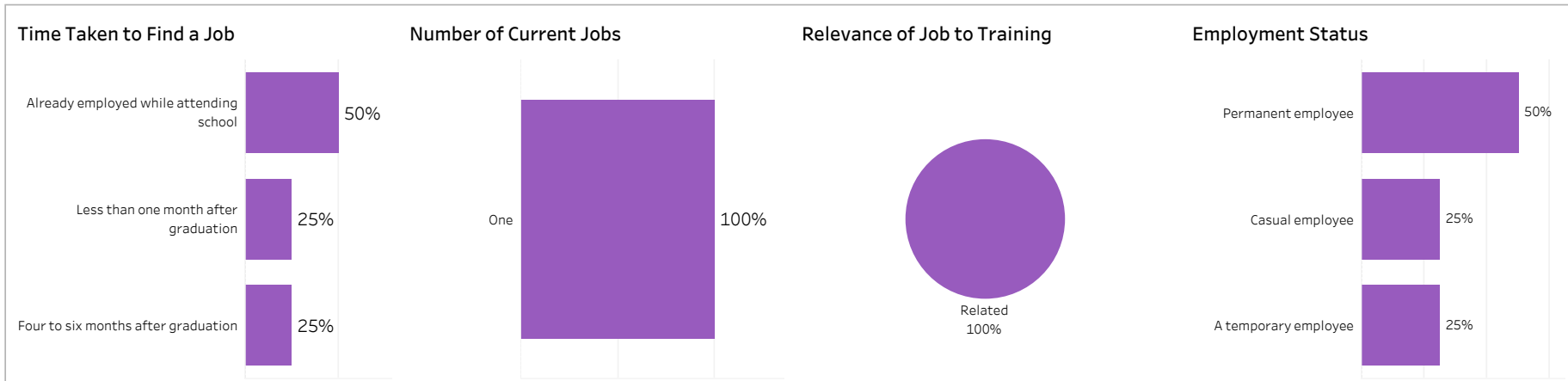
Institutional Research and Analysis (IR&A)



## 2018-19 Graduate Follow-up Survey Summary of Results (2/2)

Campus: **Regina**; School: **Nursing**; Program: **Emergency Nursing**; Credential: **ACERT**; Program Type: **Con Ed**  
- Sask Polytech Delivered

Number of  
Respondents: 4





## 2018-19 Graduate Follow-up Survey Summary of Results (1/2)

School: **Nursing**; Program: **Medical Device Reprocess Tech**; Campus: **Regina**; Credential: **APCERT**; Program Type: **Con Ed - Sask Polytech Delivered**

Number of Respondents:  
29

Class of Graduates  
2018-19

Base/Con Ed/Brokered  
Con Ed - Sask Polytech D..  
School  
Nursing

Program  
Medical Device Reproce..

Administering Campus  
Regina

Credential  
APCERT

Indigenous  
All

### Overall Employment

Available Workforce	# of Grads Employed	Employment Rate	# of Full-time Employed Grads	Full-time Employment Rate
27	24	89%	19	70%

### Training Related Employment

Available Workforce	# of Grads Employed	Employment Rate	# of Full-time Employed Grads	Full-time Employment Rate
27	18	67%	14	52%

### Location of Employment

Saskatoon	Regina	Moose Jaw	Prince Albert	Elsewhere in SK	Outside Sask
54%	17%	4%	0%	8%	17%

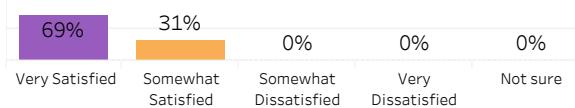
### Average Annual Salary

Overall (\$)	41,979
Full-time Training Related (\$)	43,674

### Salary by Location

	Overall (\$)	Full-time Training Related (\$)
Saskatoon	40,364	42,071
Regina	31,749	37,440
Moose Jaw	31,200	31,200
Elsewhere in SK	56,440	
Elsewhere in Canada	48,131	60,237

### Overall Satisfaction with Program



### Satisfaction with Sask Polytech

Satisfied with the decision to attend Saskpolytech	Recommend program to others	Recommend Saskpolytech to others
97%	97%	100%

### Satisfaction with Campus Facilities & Services

■ Satisfied ■ Dissatisfied ■ Not sure

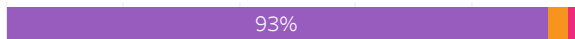
#### Campus facilities



#### Campus activities



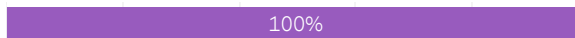
#### Instruction delivered



#### Student support services



#### Educational experience

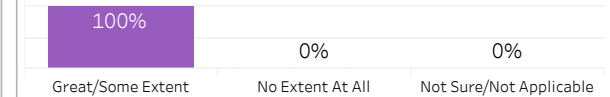


### Relevance of Program to Field of Employment

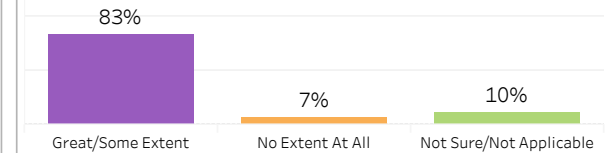


### Program Benefits

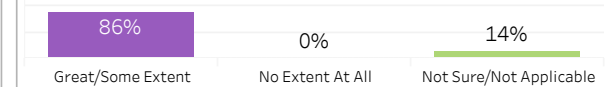
#### Skills and knowledge relevant in the workplace



#### Improved earning potential



#### Improved employment opportunities



### Location of Current Residence

Saskatoon	Regina	Moose Jaw	Elsewhere in SK	Outside Sask
52%	21%	3%	7%	17%

Institutional Research and Analysis (IR&A)

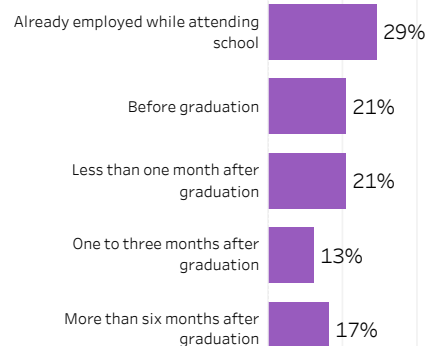


## 2018-19 Graduate Follow-up Survey Summary of Results (2/2)

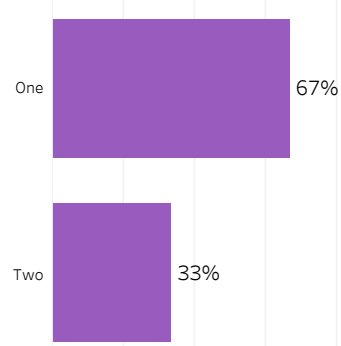
Campus: **Regina**; School: **Nursing**; Program: **Medical Device Reprocess Tech**; Credential: **APCERT**; Program Type: **Con Ed - Sask Polytech Delivered**

Number of  
Respondents: 29

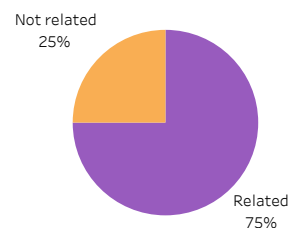
### Time Taken to Find a Job



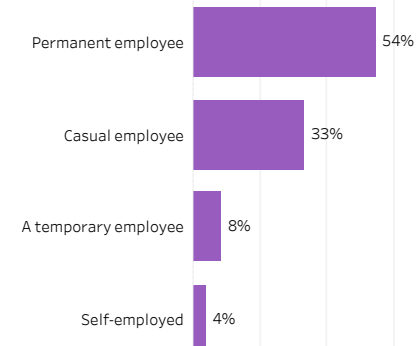
### Number of Current Jobs



### Relevance of Job to Training



### Employment Status

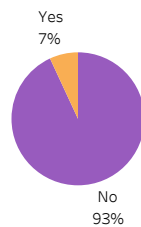


### Looking for Employment (If Not Currently Employed)

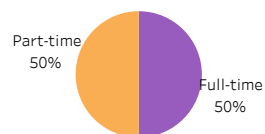


### Further Post-secondary Education

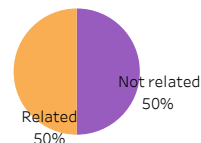
#### Currently taking further post-secondary education



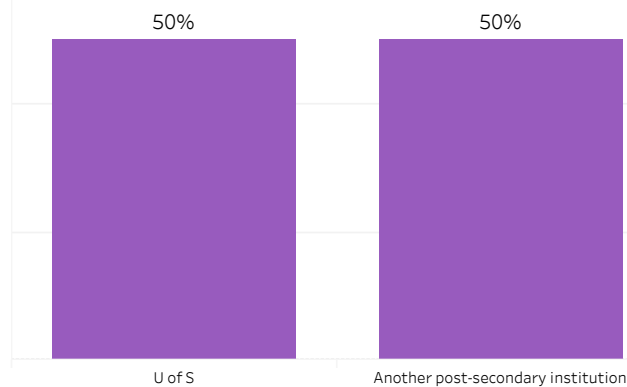
#### Enrolment status



#### Relevance of current program



#### Post-secondary institution currently enrolled in





## 2018-19 Graduate Follow-up Survey Summary of Results (1/2)

School: **Nursing**; Program: **International Educated Nurses**; Campus: **Regina**; Credential: **APCERT**; Program Type: **Base**

Number of Respondents:  
15

Class of Graduates  
2018-19

Base/Con Ed/Brokered  
Base

School  
Nursing

Program  
International Educated ..

Administering Campus  
Regina

Credential  
APCERT

Indigenous  
All

### Overall Employment

Available Workforce	# of Grads Employed	Employment Rate	# of Full-time Employed Grads	Full-time Employment Rate
15	15	100%	12	80%

### Training Related Employment

Available Workforce	# of Grads Employed	Employment Rate	# of Full-time Employed Grads	Full-time Employment Rate
15	13	87%	10	67%

### Location of Employment

Saskatoon	Regina	Moose Jaw	Prince Albert	Elsewhere in SK	Outside Sask
20%	47%	0%	20%	13%	0%

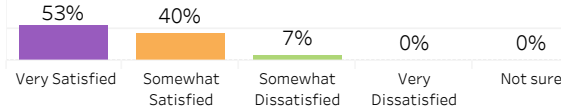
### Average Annual Salary

Overall (\$)	60,619
Full-time Training Related (\$)	66,529

### Salary by Location

	Overall (\$)	Full-time Training Related (\$)
Saskatoon	72,475	72,475
Regina	52,740	67,080
Prince Albert	56,784	56,784
Elsewhere in SK	80,000	

### Overall Satisfaction with Program



### Satisfaction with Sask Polytech

Satisfied with the decision to attend Saskpolytech	Recommend program to others	Recommend Saskpolytech to others
100%	87%	100%

### Satisfaction with Campus Facilities & Services

■ Satisfied ■ Dissatisfied ■ Not sure

#### Campus facilities



#### Campus activities



#### Instruction delivered



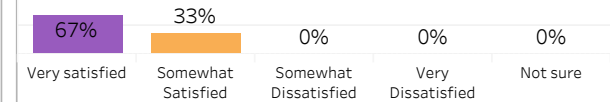
#### Student support services



#### Educational experience

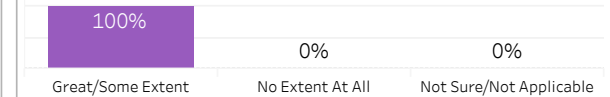


### Relevance of Program to Field of Employment

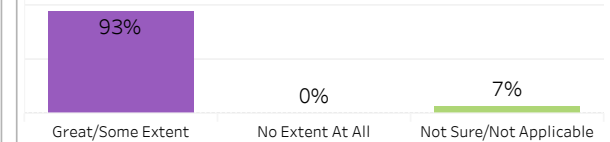


### Program Benefits

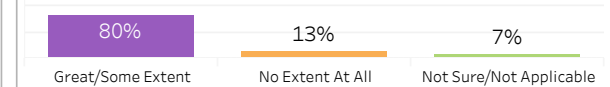
#### Skills and knowledge relevant in the workplace



#### Improved earning potential



#### Improved employment opportunities



### Location of Current Residence

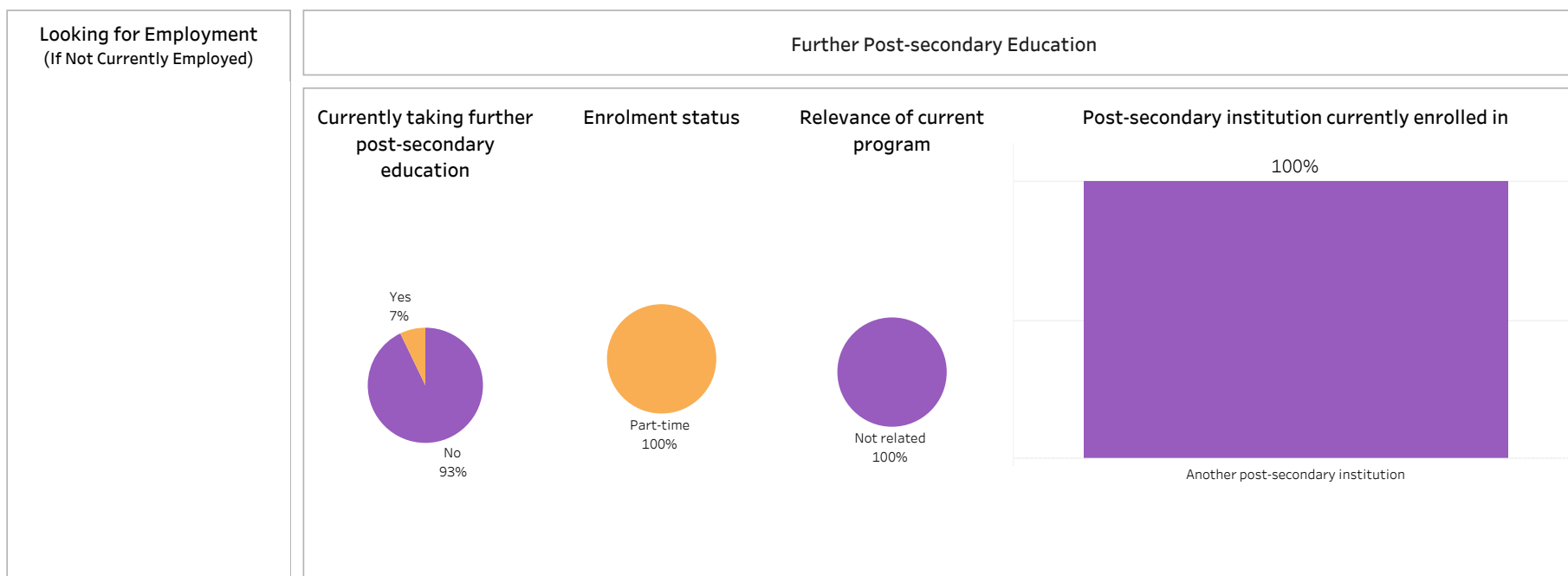
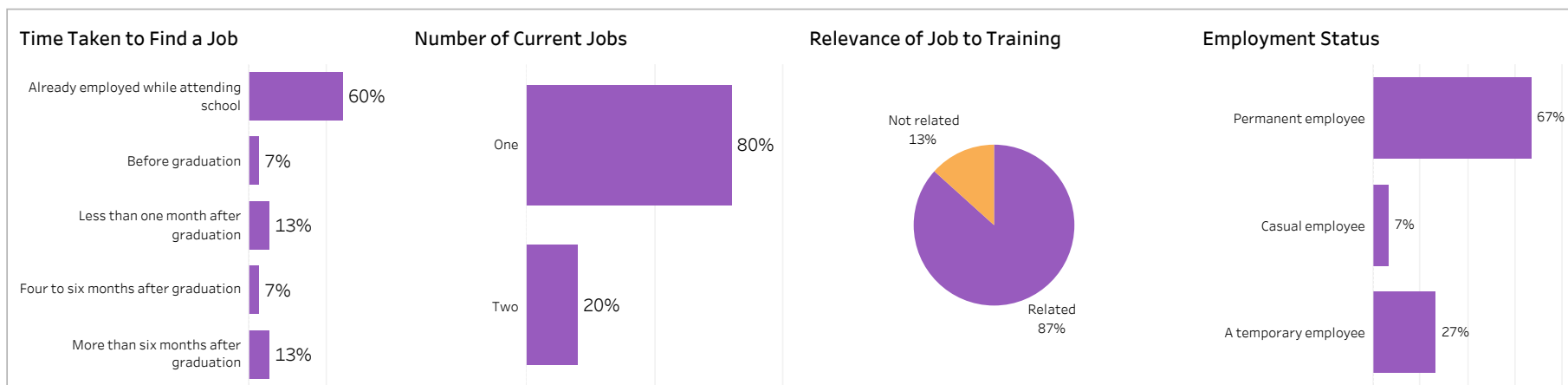
Saskatoon	Regina	Prince Albert	Elsewhere in SK
20%	47%	20%	13%



## 2018-19 Graduate Follow-up Survey Summary of Results (2/2)

Campus: **Regina**; School: **Nursing**; Program: **International Educated Nurses**; Credential: **APCERT**; Program Type: **Base**

Number of  
Respondents: 15





## 2018-19 Graduate Follow-up Survey Summary of Results (1/2)

School: **Nursing**; Program: **International Educated Nurses**; Campus: **Regina**; Credential: **APCERT**; Program Type: **Con Ed - Sask Polytech Delivered**

Number of Respondents: 3

Class of Graduates  
2018-19

Base/Con Ed/Brokered  
Con Ed - Sask Polytech D..

School  
Nursing

Program  
International Educated ..

Administering Campus  
Regina

Credential  
APCERT

Indigenous  
All

### Overall Employment

Available Workforce	# of Grads Employed	Employment Rate	# of Full-time Employed Grads	Full-time Employment Rate
3	3	100%	3	100%

### Training Related Employment

Available Workforce	# of Grads Employed	Employment Rate	# of Full-time Employed Grads	Full-time Employment Rate
3	3	100%	3	100%

### Location of Employment

Saskatoon	Regina	Moose Jaw	Prince Albert	Elsewhere in SK	Outside Sask
0%	100%	0%	0%	0%	0%

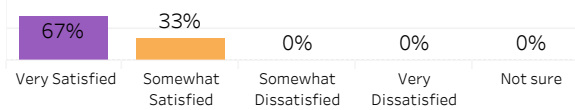
### Average Annual Salary

Overall (\$)	95,747
Full-time Training Related (\$)	95,747

### Salary by Location

	Overall (\$)	Full-time Training Related (\$)
Regina	95,747	95,747

### Overall Satisfaction with Program



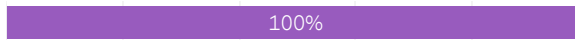
### Satisfaction with Sask Polytech

Satisfied with the decision to attend Saskpolytech	Recommend program to others	Recommend Saskpolytech to others
100%	100%	100%

### Satisfaction with Campus Facilities & Services

■ Satisfied
 ■ Dissatisfied
 ■ Not sure

#### Campus facilities



#### Campus activities



#### Instruction delivered



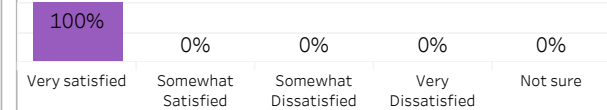
#### Student support services



#### Educational experience

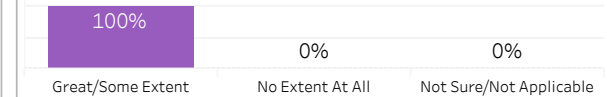


### Relevance of Program to Field of Employment

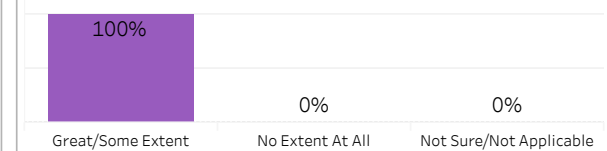


### Program Benefits

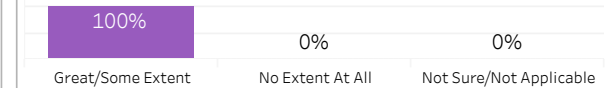
#### Skills and knowledge relevant in the workplace



#### Improved earning potential



#### Improved employment opportunities



### Location of Current Residence

Regina
100%

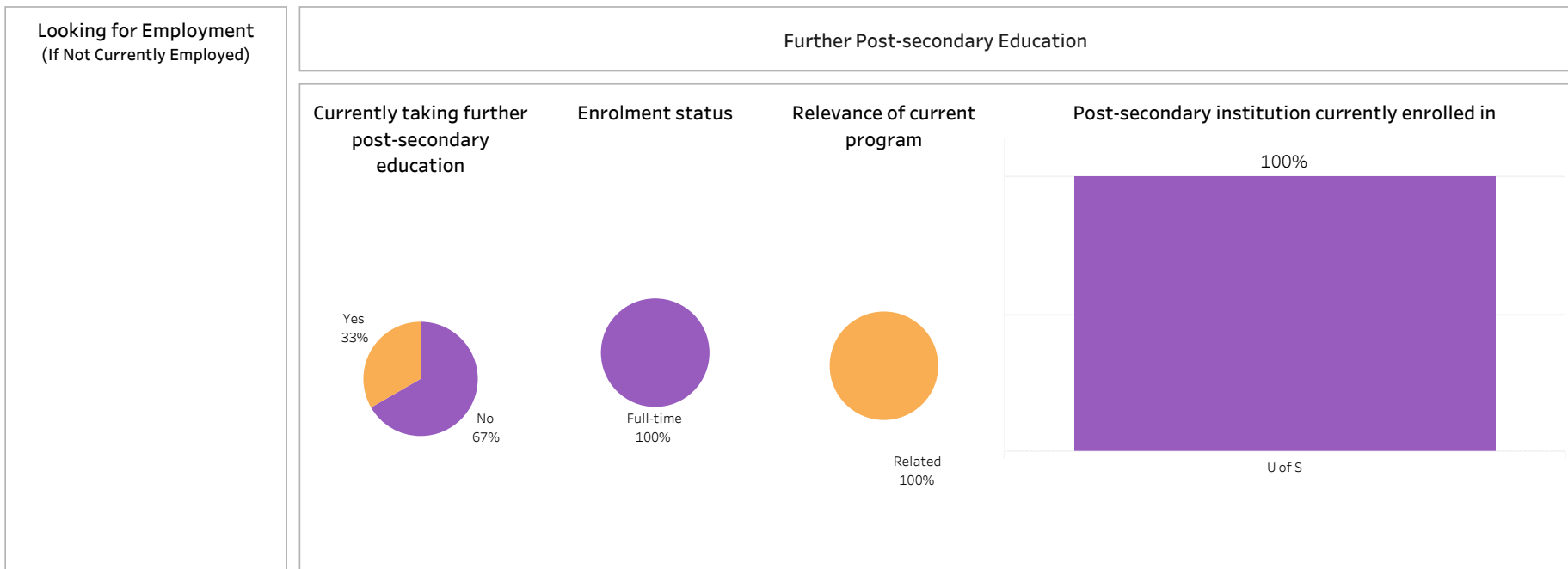
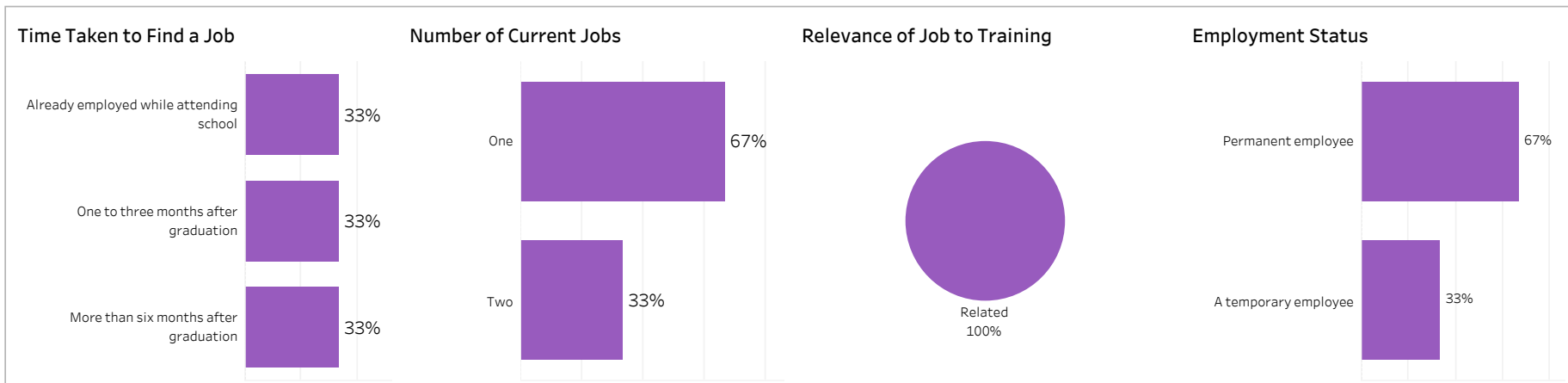




## 2018-19 Graduate Follow-up Survey Summary of Results (2/2)

Campus: **Regina**; School: **Nursing**; Program: **International Educated Nurses**; Credential: **APCERT**; Program Type: **Con Ed - Sask Polytech Delivered**

Number of  
Respondents: 3





## 2018-19 Graduate Follow-up Survey Summary of Results (1/2)

Number of Respondents: 6

School: **Nursing**; Program: **Perioperative Nursing/LPN**; Campus: **Regina**; Credential: **ACERT**; Program Type: **Base**

Class of Graduates  
2018-19

Base/Con Ed/Brokered  
Base

School  
Nursing

Program  
Perioperative Nursing/L..

Administering Campus  
Regina

Credential  
ACERT

Indigenous  
All

### Overall Employment

Available Workforce	# of Grads Employed	Employment Rate	# of Full-time Employed Grads	Full-time Employment Rate
5	4	80%	4	80%

### Training Related Employment

Available Workforce	# of Grads Employed	Employment Rate	# of Full-time Employed Grads	Full-time Employment Rate
5	4	80%	4	80%

### Location of Employment

Saskatoon	Regina	Moose Jaw	Prince Albert	Elsewhere in SK	Outside Sask
20%	0%	40%	20%	20%	0%

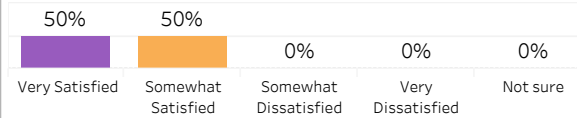
### Average Annual Salary

Overall (\$)	72,143
Full-time Training Related (\$)	70,679

### Salary by Location

	Overall (\$)	Full-time Training Related (\$)
Saskatoon	78,000	
Moose Jaw	72,710	72,710
Prince Albert	72,000	72,000
Elsewhere in SK	65,295	65,295

### Overall Satisfaction with Program



### Satisfaction with Sask Polytech

Satisfied with the decision to attend Saskpolytech	Recommend program to others	Recommend Saskpolytech to others
100%	100%	100%

### Satisfaction with Campus Facilities & Services

■ Satisfied
 ■ Dissatisfied
 ■ Not sure

#### Campus facilities



#### Campus activities



#### Instruction delivered



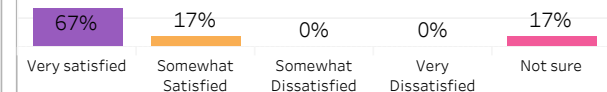
#### Student support services



#### Educational experience

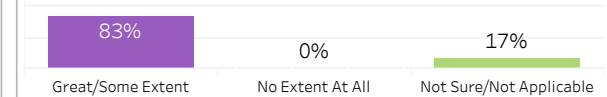


### Relevance of Program to Field of Employment

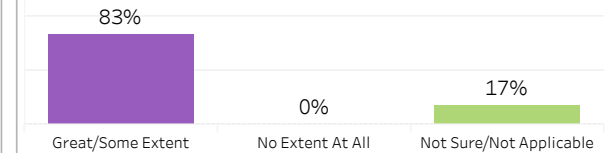


### Program Benefits

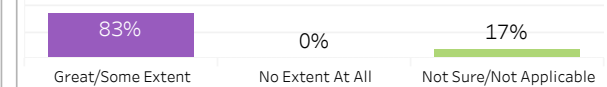
#### Skills and knowledge relevant in the workplace



#### Improved earning potential



#### Improved employment opportunities



### Location of Current Residence

Saskatoon	Regina	Moose Jaw	Prince Albert	Elsewhere in SK
17%	17%	33%	17%	17%

Institutional Research and Analysis (IR&A)



## 2018-19 Graduate Follow-up Survey Summary of Results (2/2)

Campus: **Regina**; School: **Nursing**; Program: **Perioperative Nursing/LPN**; Credential: **ACERT**; Program Type: **Base**

Number of  
Respondents: 6



Institutional Research and Analysis (IR&A)



## 2018-19 Graduate Follow-up Survey Summary of Results (1/2)

School: **Nursing**; Program: **Perioperative Nursing/LPN**; Campus: **Regina**; Credential: **ACERT**; Program Type: **Con Ed - Sask Polytech Delivered**

Number of Respondents: 2

Class of Graduates  
2018-19

Base/Con Ed/Brokered  
Con Ed - Sask Polytech D..  
School  
Nursing

Program  
Perioperative Nursing/L..  
Administering Campus  
Regina

Credential  
ACERT

Indigenous  
All

### Overall Employment

Available Workforce	# of Grads Employed	Employment Rate	# of Full-time Employed Grads	Full-time Employment Rate
2	2	100%	2	100%

### Training Related Employment

Available Workforce	# of Grads Employed	Employment Rate	# of Full-time Employed Grads	Full-time Employment Rate
2	2	100%	2	100%

### Location of Employment

Saskatoon	Regina	Moose Jaw	Prince Albert	Elsewhere in SK	Outside Sask
100%	0%	0%	0%	0%	0%

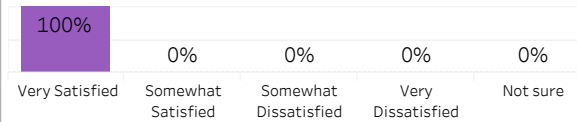
### Average Annual Salary

Overall (\$)	72,800
Full-time Training Related (\$)	72,800

### Salary by Location

	Overall (\$)	Full-time Training Related (\$)
Saskatoon	72,800	72,800

### Overall Satisfaction with Program



### Satisfaction with Sask Polytech

Satisfied with the decision to attend Saskpolytech	Recommend program to others	Recommend Saskpolytech to others
100%	100%	100%

### Satisfaction with Campus Facilities & Services

■ Satisfied
 ■ Dissatisfied
 ■ Not sure

#### Campus facilities



#### Campus activities



#### Instruction delivered



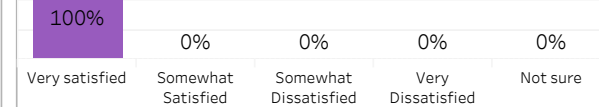
#### Student support services



#### Educational experience

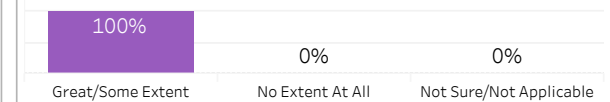


### Relevance of Program to Field of Employment

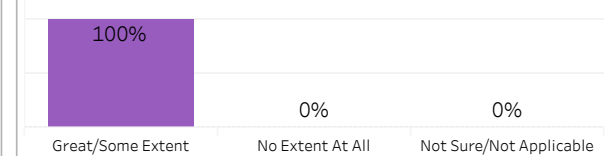


### Program Benefits

#### Skills and knowledge relevant in the workplace



#### Improved earning potential



#### Improved employment opportunities



### Location of Current Residence

Saskatoon
100%

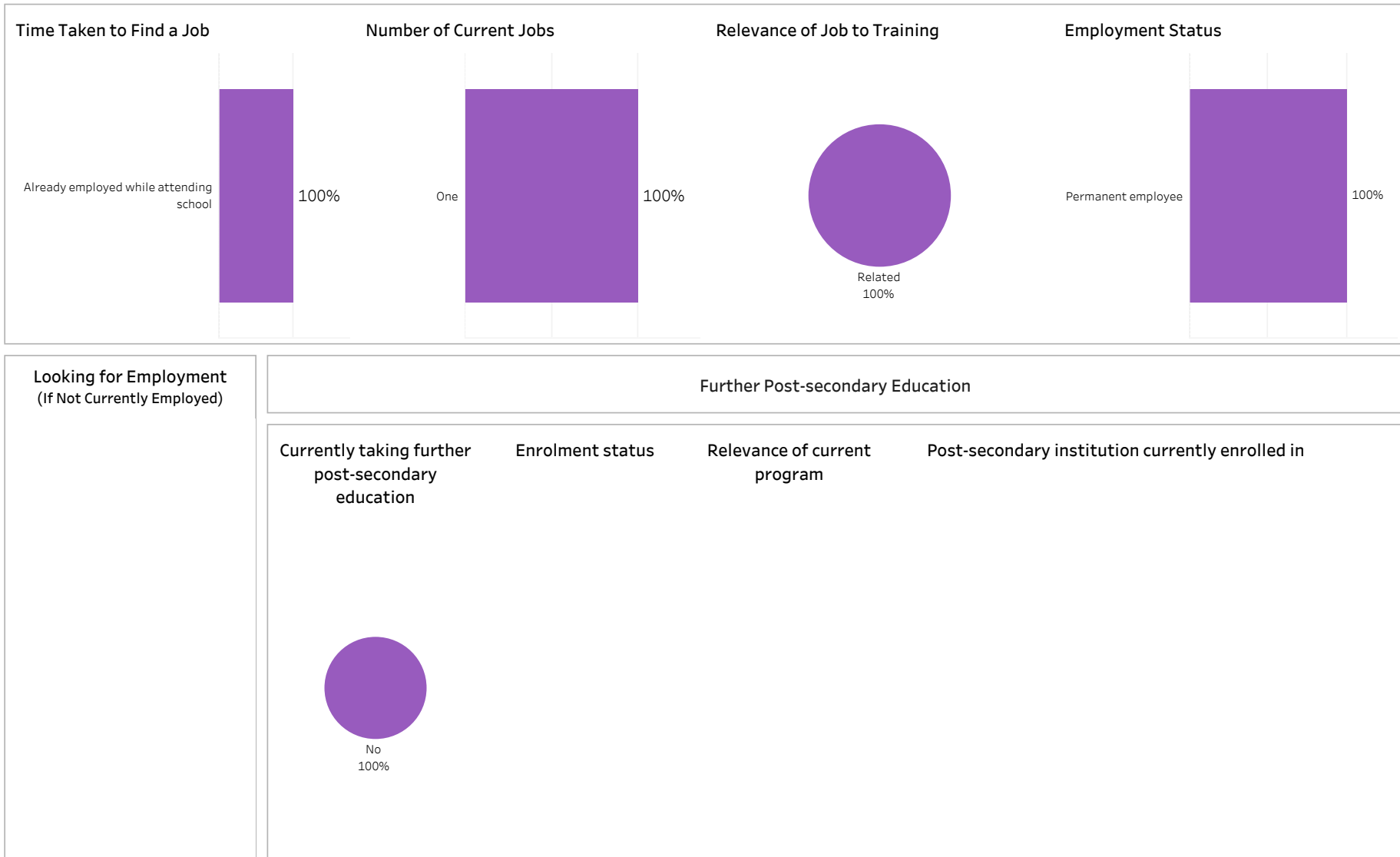
Institutional Research and Analysis (IR&A)



## 2018-19 Graduate Follow-up Survey Summary of Results (2/2)

Campus: **Regina**; School: **Nursing**; Program: **Perioperative Nursing/LPN**; Credential: **ACERT**; Program Type:  
**Con Ed - Sask Polytech Delivered**

Number of  
Respondents: 2





## 2018-19 Graduate Follow-up Survey Summary of Results (1/2)

School: **Nursing**; Program: **Perioperative Nursing/RN**; Campus: **Regina**; Credential: **ACERT**; Program Type: **Base**

Number of Respondents:  
11

Class of Graduates  
2018-19

Base/Con Ed/Brokered  
Base

School  
Nursing

Program  
Perioperative Nursing/..

Administering Campus  
Regina

Credential  
ACERT

Indigenous  
All

### Overall Employment

Available Workforce	# of Grads Employed	Employment Rate	# of Full-time Employed Grads	Full-time Employment Rate
11	11	100%	11	100%

### Training Related Employment

Available Workforce	# of Grads Employed	Employment Rate	# of Full-time Employed Grads	Full-time Employment Rate
11	10	91%	10	91%

### Location of Employment

Saskatoon	Regina	Moose Jaw	Prince Albert	Elsewhere in SK	Outside Sask
18%	9%	9%	9%	36%	18%

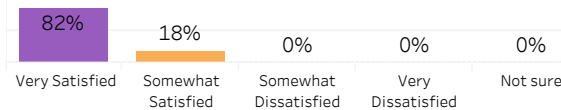
### Average Annual Salary

Overall (\$)	85,225
Full-time Training Related (\$)	86,778

### Salary by Location

	Overall (\$)	Full-time Training Related (\$)
Saskatoon	91,541	91,541
Regina	76,960	76,960
Moose Jaw	93,000	93,000
Prince Albert	79,040	79,040
Elsewhere in SK	87,380	87,380
Alberta		
British Columbia	72,800	

### Overall Satisfaction with Program



### Satisfaction with Sask Polytech

Satisfied with the decision to attend Saskpolytech	Recommend program to others	Recommend Saskpolytech to others
100%	100%	100%

### Satisfaction with Campus Facilities & Services

■ Satisfied ■ Dissatisfied ■ Not sure

#### Campus facilities



#### Campus activities



#### Instruction delivered



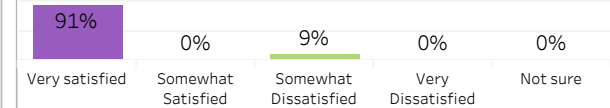
#### Student support services



#### Educational experience

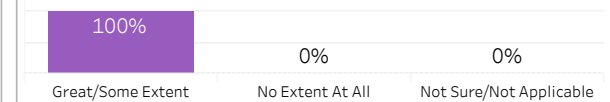


### Relevance of Program to Field of Employment

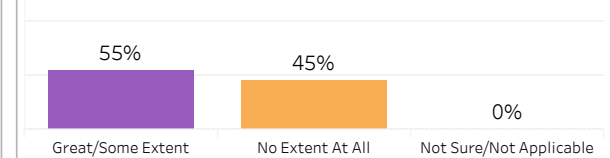


### Program Benefits

#### Skills and knowledge relevant in the workplace



#### Improved earning potential



#### Improved employment opportunities



### Location of Current Residence

Saskatoon	Regina	Moose Jaw	Prince Albert	Elsewhere in SK	Outside Sask
18%	18%	9%	9%	36%	9%

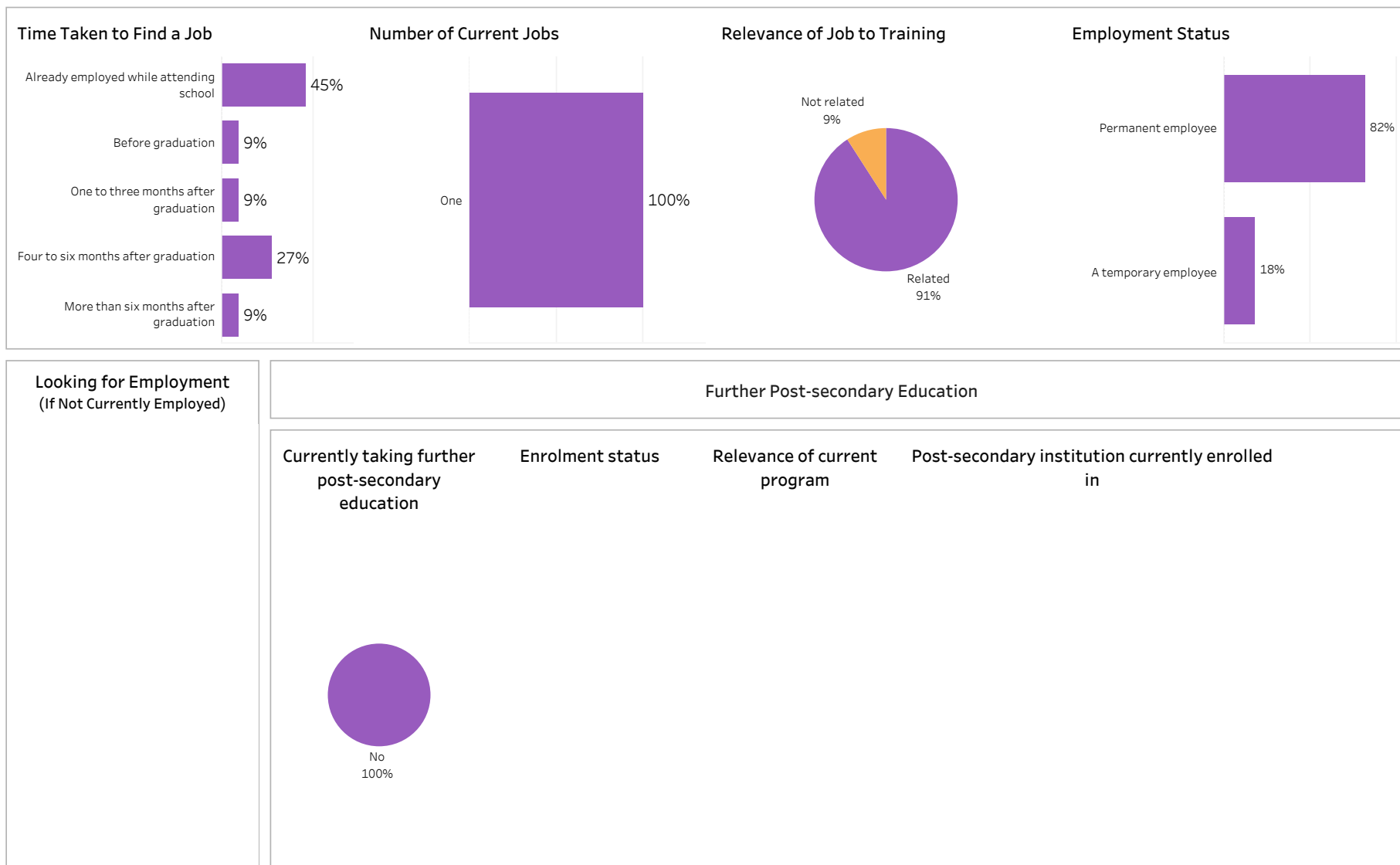
Institutional Research and Analysis (IR&A)



## 2018-19 Graduate Follow-up Survey Summary of Results (2/2)

Campus: **Regina**; School: **Nursing**; Program: **Perioperative Nursing/RN**; Credential: **ACERT**; Program Type: **Base**

Number of  
Respondents: 11





# 2018-19 Graduate Follow-up Survey Summary of Results (1/2)

School: **Nursing**; Program: **Perioperative Nursing/RN**; Campus: **Regina**; Credential: **ACERT**; Program Type: **Con Ed - Sask Polytech Delivered**

Number of Respondents:  
10

Class of Graduates  
2018-19

Base/Con Ed/Brokered  
Con Ed - Sask Polytech D..

School  
Nursing

Program  
Perioperative Nursing/..

Administering Campus  
Regina

Credential  
ACERT

Indigenous  
All

## Overall Employment

Available Workforce	# of Grads Employed	Employment Rate	# of Full-time Employed Grads	Full-time Employment Rate
10	10	100%	9	90%

## Training Related Employment

Available Workforce	# of Grads Employed	Employment Rate	# of Full-time Employed Grads	Full-time Employment Rate
10	9	90%	8	80%

## Location of Employment

Saskatoon	Regina	Moose Jaw	Prince Albert	Elsewhere in SK	Outside Sask
40%	10%	20%	0%	10%	20%

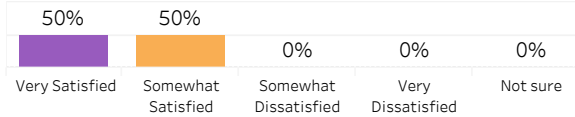
## Average Annual Salary

Overall (\$)	75,279
Full-time Training Related (\$)	79,737

## Salary by Location

	Overall (\$)	Full-time Training Related (\$)
Saskatoon	79,406	79,406
Regina		
Moose Jaw	60,845	85,540
Elsewhere in SK	83,200	
Manitoba	77,500	77,500

## Overall Satisfaction with Program



## Satisfaction with Sask Polytech

Satisfied with the decision to attend Saskpolytech	Recommend program to others	Recommend Saskpolytech to others
100%	100%	100%

## Satisfaction with Campus Facilities & Services

■ Satisfied
 ■ Dissatisfied
 ■ Not sure

### Campus facilities



### Campus activities



### Instruction delivered



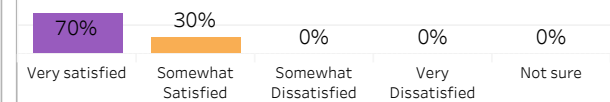
### Student support services



### Educational experience

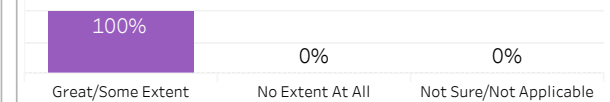


## Relevance of Program to Field of Employment

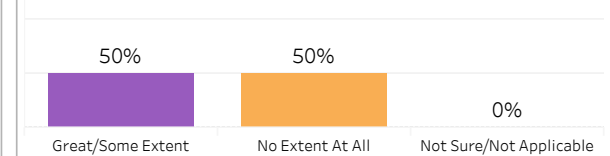


## Program Benefits

### Skills and knowledge relevant in the workplace



### Improved earning potential



### Improved employment opportunities



## Location of Current Residence

Saskatoon	Regina	Moose Jaw	Elsewhere in SK	Outside Sask
40%	10%	20%	10%	20%

Institutional Research and Analysis (IR&A)

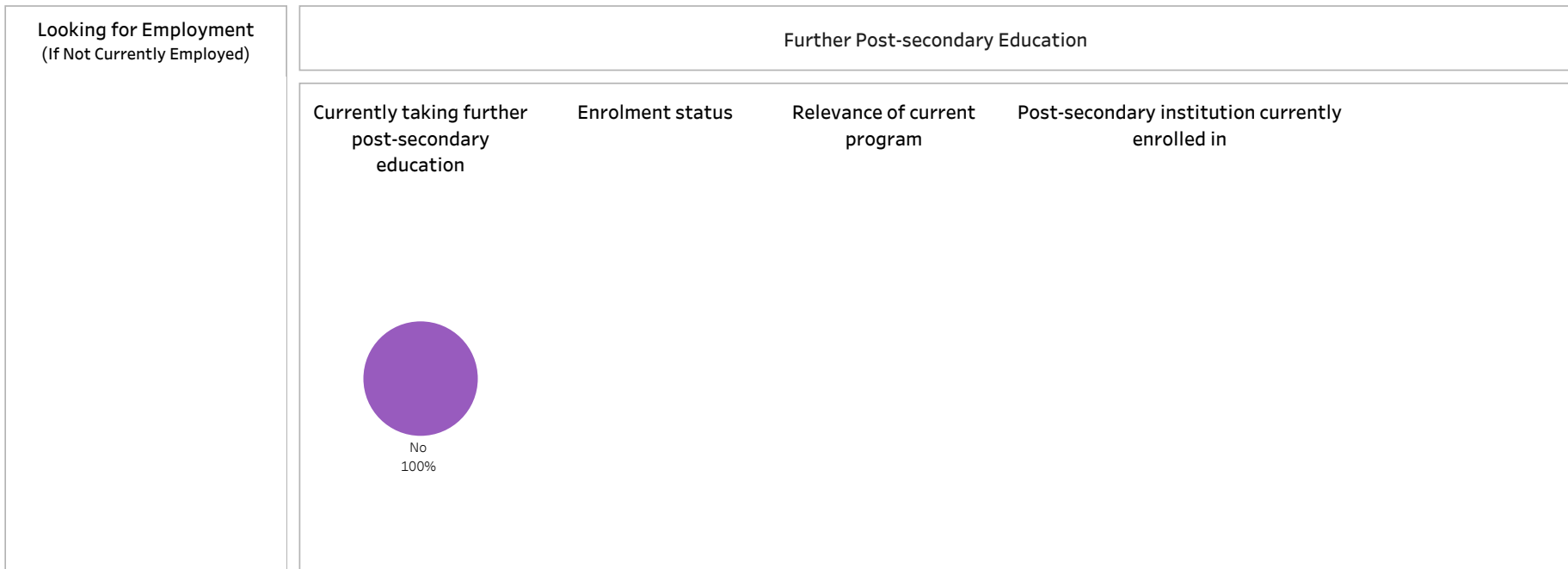
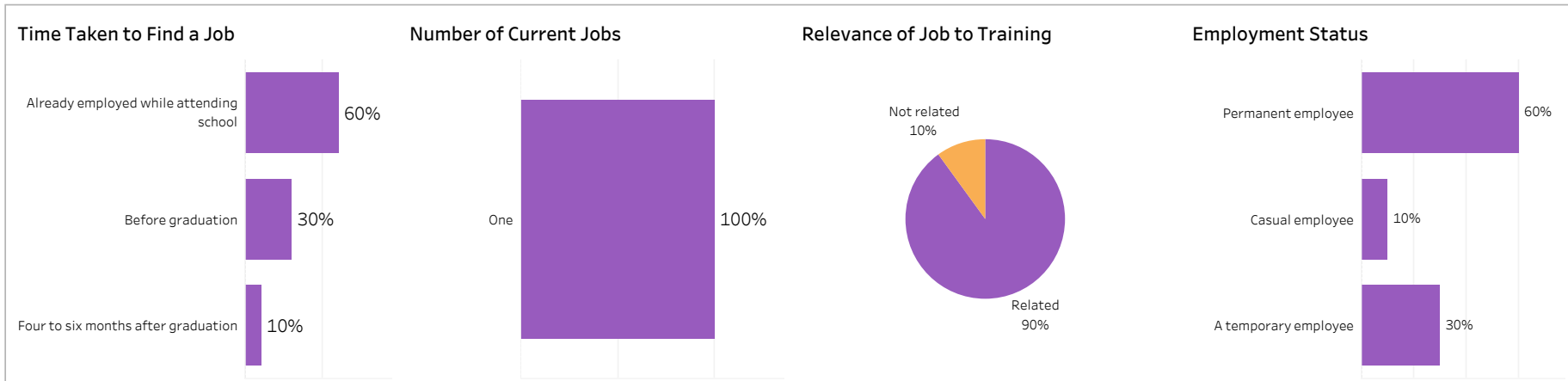




## 2018-19 Graduate Follow-up Survey Summary of Results (2/2)

Campus: **Regina**; School: **Nursing**; Program: **Perioperative Nursing/RN**; Credential: **ACERT**; Program Type:  
**Con Ed - Sask Polytech Delivered**

Number of  
Respondents: 10





# 2018-19 Graduate Follow-up Survey Summary of Results (1/2)

School: **Nursing**; Program: **Practical Nursing**; Campus: **Prince Albert**; Credential: **DIP**; Program Type: **Base**

Number of Respondents: 8

Class of Graduates  
2018-19

Base/Con Ed/Brokered  
Base

School  
Nursing

Program  
Practical Nursing

Administering Campus  
Prince Albert

Credential  
DIP

Indigenous  
All

## Overall Employment

Available Workforce	# of Grads Employed	Employment Rate	# of Full-time Employed Grads	Full-time Employment Rate
8	8	100%	6	75%

## Training Related Employment

Available Workforce	# of Grads Employed	Employment Rate	# of Full-time Employed Grads	Full-time Employment Rate
8	7	88%	6	75%

## Location of Employment

Saskatoon	Regina	Moose Jaw	Prince Albert	Elsewhere in SK	Outside Sask
0%	0%	0%	88%	13%	0%

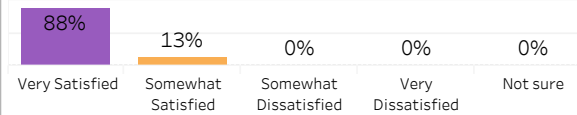
## Average Annual Salary

Overall (\$)	48,943
Full-time Training Related (\$)	59,169

## Salary by Location

	Overall (\$)	Full-time Training Related (\$)
Prince Albert	45,432	56,461
Elsewhere in SK	70,005	70,005

## Overall Satisfaction with Program



## Satisfaction with Sask Polytech

Satisfied with the decision to attend Saskpolytech	Recommend program to others	Recommend Saskpolytech to others
100%	100%	100%

## Satisfaction with Campus Facilities & Services

■ Satisfied
 ■ Dissatisfied
 ■ Not sure

### Campus facilities



### Campus activities



### Instruction delivered



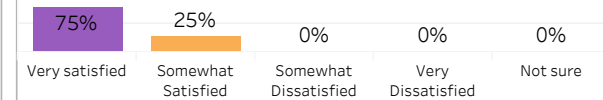
### Student support services



### Educational experience

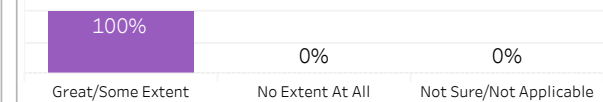


## Relevance of Program to Field of Employment

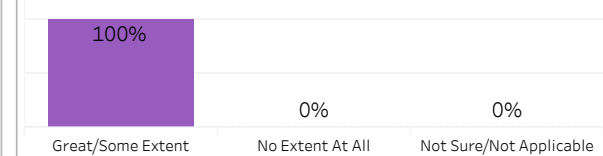


## Program Benefits

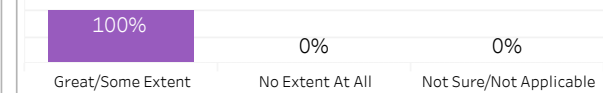
### Skills and knowledge relevant in the workplace



### Improved earning potential



### Improved employment opportunities



## Location of Current Residence

Prince Albert
100%

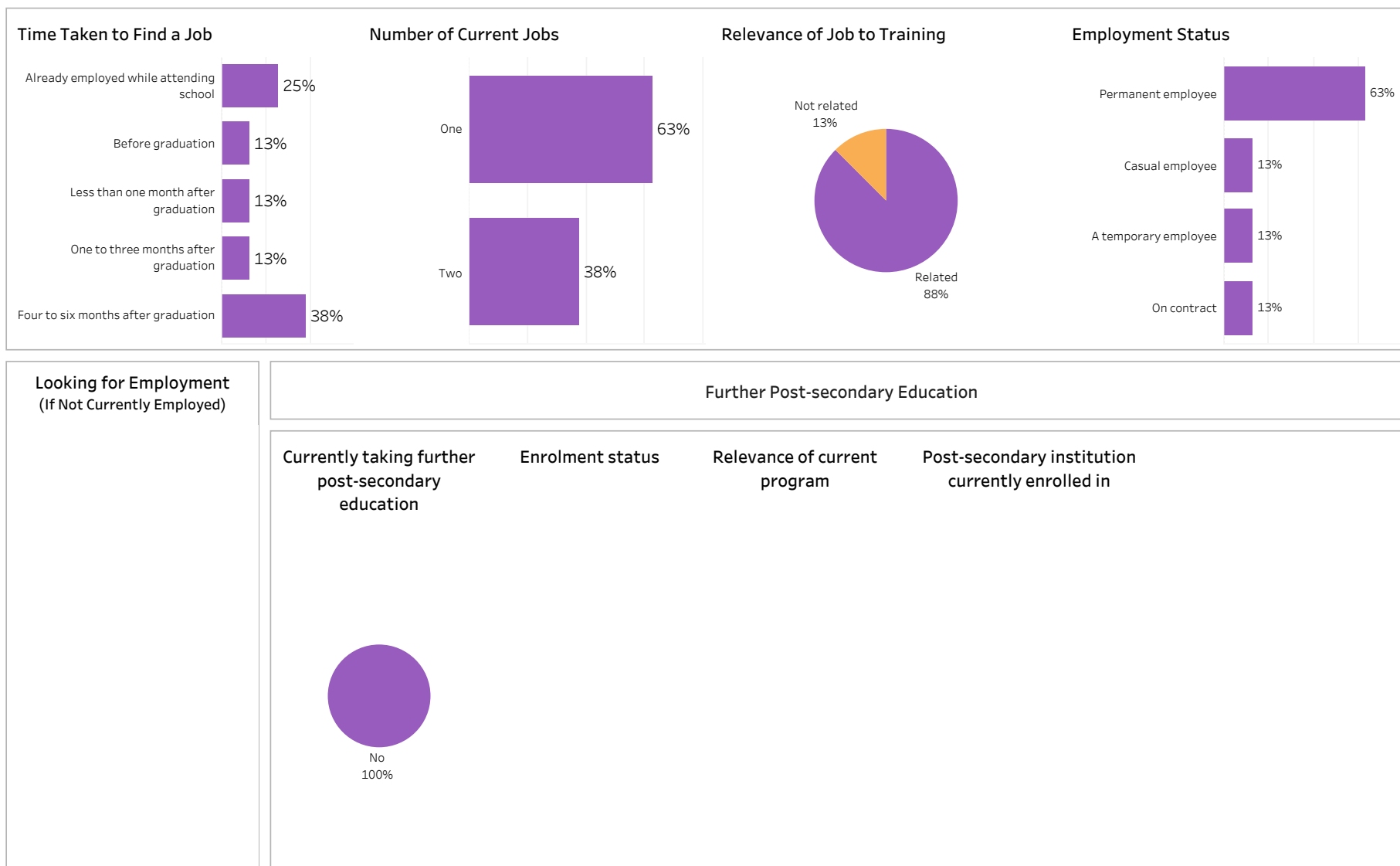
Institutional Research and Analysis (IR&A)



## 2018-19 Graduate Follow-up Survey Summary of Results (2/2)

Campus: **Prince Albert**; School: **Nursing**; Program: **Practical Nursing**; Credential: **DIP**; Program Type: **Base**

Number of  
Respondents: 8



Institutional Research and Analysis (IR&A)



# 2018-19 Graduate Follow-up Survey Summary of Results (1/2)

School: **Nursing**; Program: **Practical Nursing**; Campus: **Prince Albert**; Credential: **DIP**; Program Type: **Con Ed - Sask Polytech Delivered**

Number of Respondents: 3

Class of Graduates  
2018-19

Base/Con Ed/Brokered  
Con Ed - Sask Polytech D..

School  
Nursing

Program  
Practical Nursing

Administering Campus  
Prince Albert

Credential  
DIP

Indigenous  
All

## Overall Employment

Available Workforce	# of Grads Employed	Employment Rate	# of Full-time Employed Grads	Full-time Employment Rate
3	3	100%	2	67%

## Training Related Employment

Available Workforce	# of Grads Employed	Employment Rate	# of Full-time Employed Grads	Full-time Employment Rate
3	3	100%	2	67%

## Location of Employment

Saskatoon	Regina	Moose Jaw	Prince Albert	Elsewhere in SK	Outside Sask
0%	0%	0%	33%	67%	0%

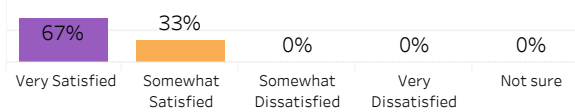
## Average Annual Salary

Overall (\$)	42,432
Full-time Training Related (\$)	

## Salary by Location

	Overall (\$)	Full-time Training Related (\$)
Prince Albert	42,432	
Elsewhere in SK		

## Overall Satisfaction with Program



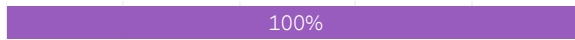
## Satisfaction with Sask Polytech

Satisfied with the decision to attend Saskpolytech	Recommend program to others	Recommend Saskpolytech to others
100%	100%	100%

## Satisfaction with Campus Facilities & Services

■ Satisfied
 ■ Dissatisfied
 ■ Not sure

### Campus facilities



### Campus activities



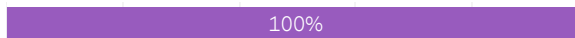
### Instruction delivered



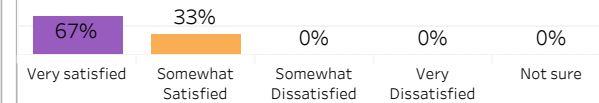
### Student support services



### Educational experience

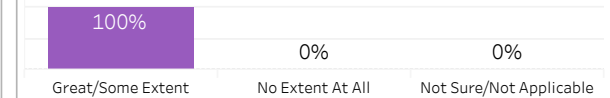


## Relevance of Program to Field of Employment

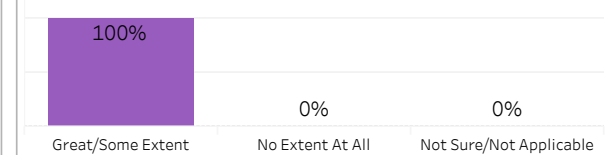


## Program Benefits

### Skills and knowledge relevant in the workplace



### Improved earning potential



### Improved employment opportunities



## Location of Current Residence

Prince Albert	Elsewhere in SK
33%	67%

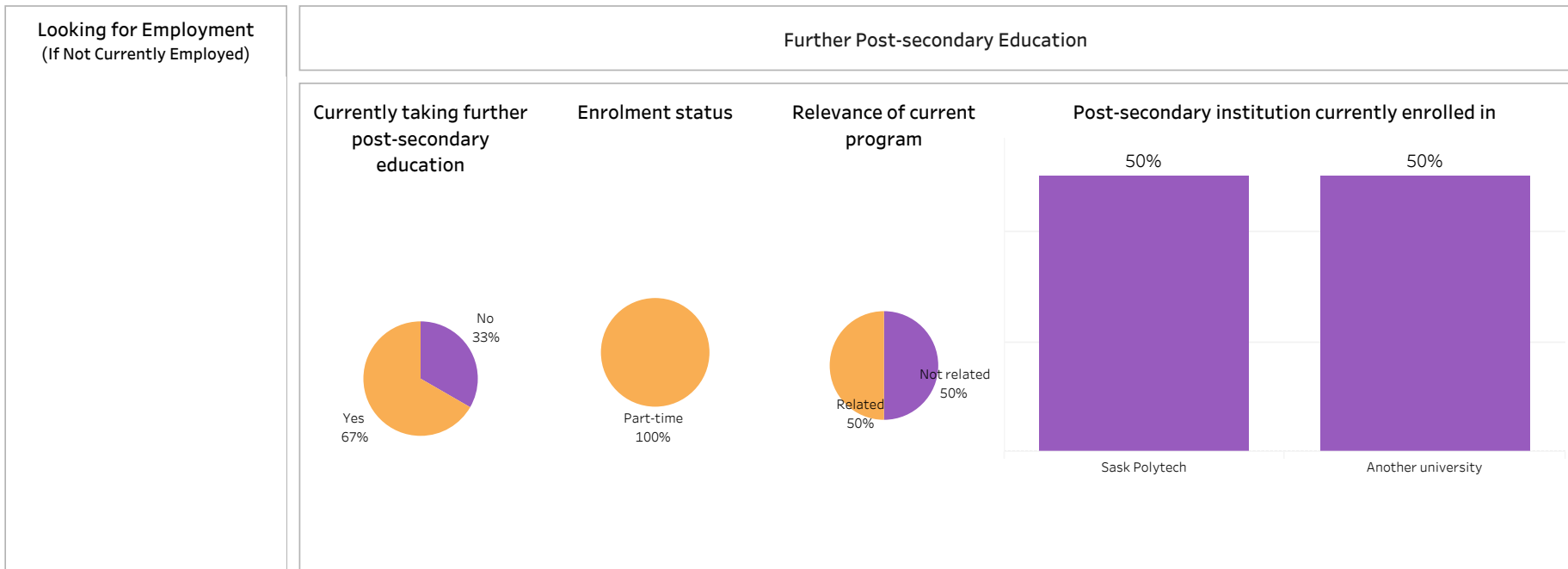
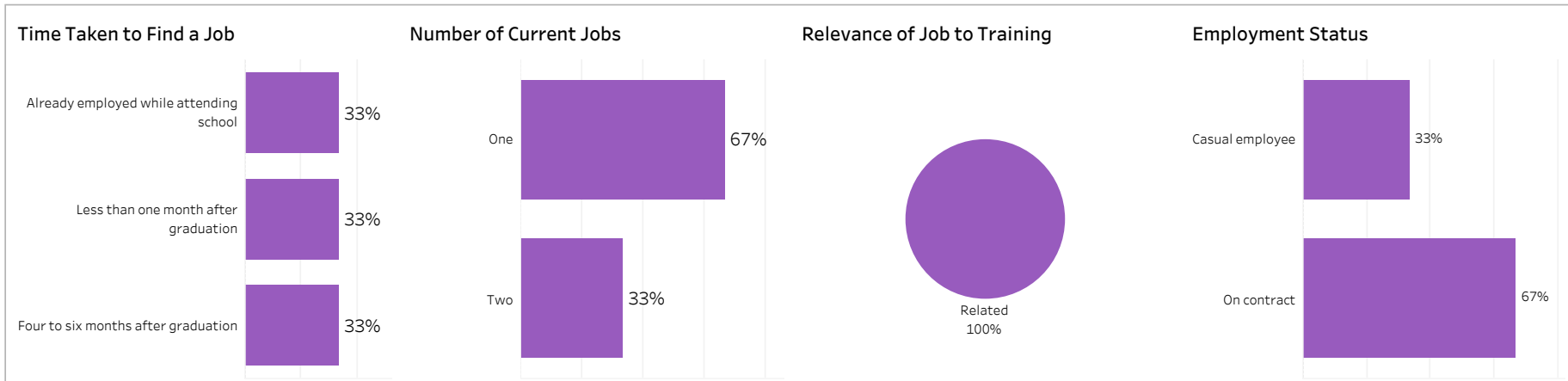
Institutional Research and Analysis (IR&A)



## 2018-19 Graduate Follow-up Survey Summary of Results (2/2)

Campus: **Prince Albert**; School: **Nursing**; Program: **Practical Nursing**; Credential: **DIP**; Program Type: **Con Ed - Sask Polytech Delivered**

Number of  
Respondents: 3





# 2018-19 Graduate Follow-up Survey Summary of Results (1/2)

School: **Nursing**; Program: **Practical Nursing**; Campus: **Prince Albert**; Credential: **DIP**; Program Type: **Con Ed - Brokered**

Number of Respondents:  
37

Class of Graduates  
2018-19

Base/Con Ed/Brokered  
Con Ed - Brokered

School  
Nursing

Program  
Practical Nursing

Administering Campus  
Prince Albert

Credential  
DIP

Indigenous  
All

## Overall Employment

Available Workforce	# of Grads Employed	Employment Rate	# of Full-time Employed Grads	Full-time Employment Rate
37	35	95%	31	84%

## Training Related Employment

Available Workforce	# of Grads Employed	Employment Rate	# of Full-time Employed Grads	Full-time Employment Rate
37	34	92%	30	81%

## Location of Employment

Saskatoon	Regina	Moose Jaw	Prince Albert	Elsewhere in SK	Outside Sask
26%	0%	0%	11%	63%	0%

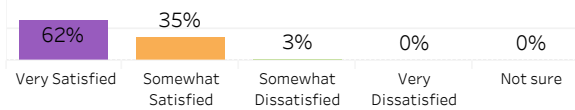
## Average Annual Salary

Overall (\$)	66,796
Full-time Training Related (\$)	69,339

## Salary by Location

	Overall (\$)	Full-time Training Related (\$)
Saskatoon	64,747	64,747
Prince Albert	57,590	65,586
Elsewhere in SK	69,546	72,289

## Overall Satisfaction with Program



## Satisfaction with Sask Polytech

Satisfied with the decision to attend Saskpolytech	Recommend program to others	Recommend Saskpolytech to others
100%	97%	100%

## Satisfaction with Campus Facilities & Services

■ Satisfied
 ■ Dissatisfied
 ■ Not sure

### Campus facilities



### Campus activities



### Instruction delivered



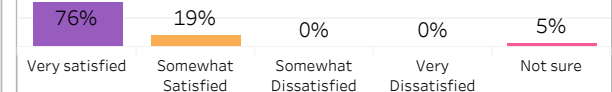
### Student support services



### Educational experience

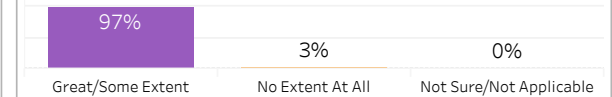


## Relevance of Program to Field of Employment

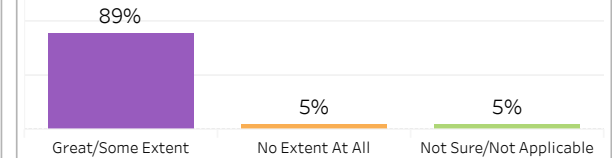


## Program Benefits

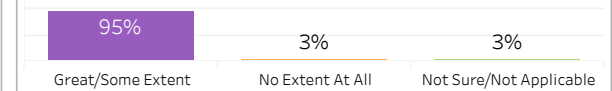
### Skills and knowledge relevant in the workplace



### Improved earning potential



### Improved employment opportunities



## Location of Current Residence

Saskatoon	Prince Albert	Elsewhere in SK
27%	16%	57%

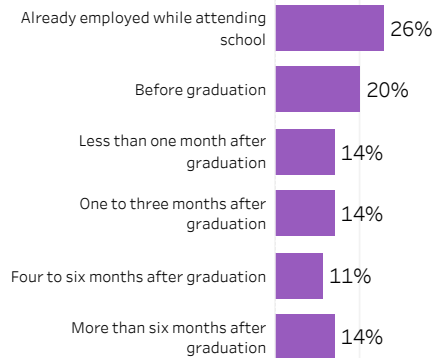


## 2018-19 Graduate Follow-up Survey Summary of Results (2/2)

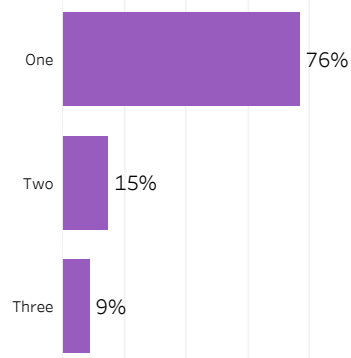
Campus: **Prince Albert**; School: **Nursing**; Program: **Practical Nursing**; Credential: **DIP**; Program Type: **Con Ed - Brokered**

Number of  
Respondents: 37

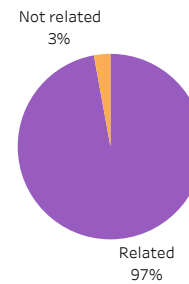
### Time Taken to Find a Job



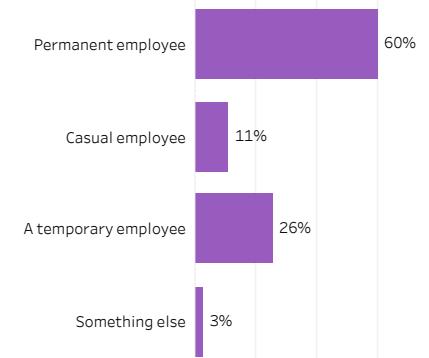
### Number of Current Jobs



### Relevance of Job to Training



### Employment Status

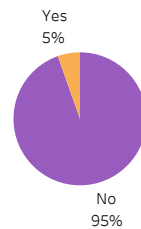


### Looking for Employment (If Not Currently Employed)

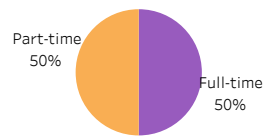


### Further Post-secondary Education


#### Currently taking further post-secondary education



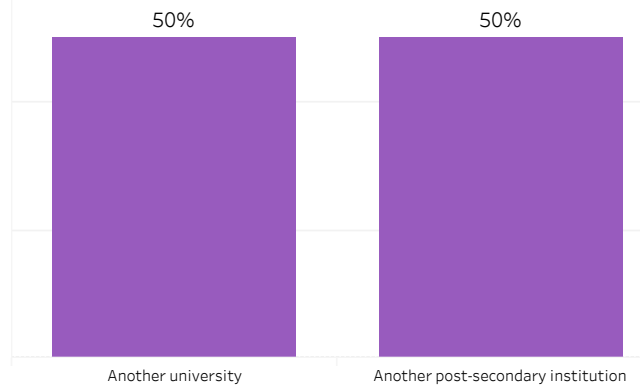
#### Enrolment status



#### Relevance of current program



#### Post-secondary institution currently enrolled in





# 2018-19 Graduate Follow-up Survey

## Summary of Results (1/2)

School: **Nursing**; Program: **Practical Nursing**; Campus: **Regina**; Credential: **DIP**; Program Type: **Base**

Number of Respondents:  
26

Class of Graduates  
2018-19

Base/Con Ed/Brokered  
Base

School  
Nursing

Program  
Practical Nursing

Administering Campus  
Regina

Credential  
DIP

Indigenous  
All

### Overall Employment

Available Workforce	# of Grads Employed	Employment Rate	# of Full-time Employed Grads	Full-time Employment Rate
26	26	100%	21	81%

### Training Related Employment

Available Workforce	# of Grads Employed	Employment Rate	# of Full-time Employed Grads	Full-time Employment Rate
26	25	96%	20	77%

### Location of Employment

Saskatoon	Regina	Moose Jaw	Prince Albert	Elsewhere in SK	Outside Sask
8%	64%	4%	0%	24%	0%

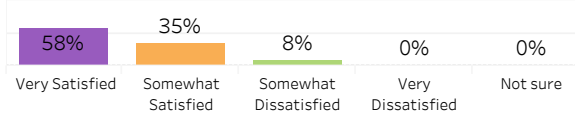
### Average Annual Salary

Overall (\$)	61,895
Full-time Training Related (\$)	62,507.2

### Salary by Location

	Overall (\$)	Full-time Training Related (\$)
Saskatoon	46,800	46,800
Regina	65,260	64,751
Moose Jaw	87,698	87,698
Elsewhere in SK	50,296	52,889

### Overall Satisfaction with Program



### Satisfaction with Sask Polytech

Satisfied with the decision to attend Saskpolytech	Recommend program to others	Recommend Saskpolytech to others
92%	88%	92%

### Satisfaction with Campus Facilities & Services

■ Satisfied
 ■ Dissatisfied
 ■ Not sure


#### Campus facilities



#### Campus activities




#### Instruction delivered



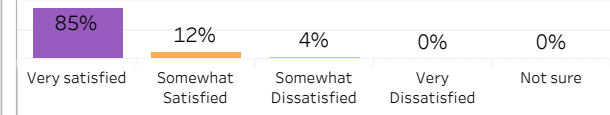
#### Student support services



#### Educational experience

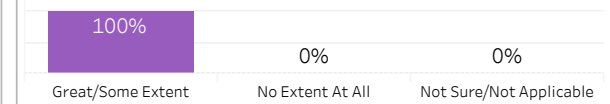


### Relevance of Program to Field of Employment

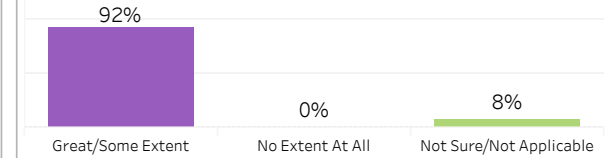


### Program Benefits

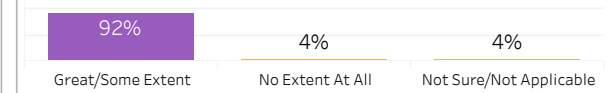
#### Skills and knowledge relevant in the workplace



#### Improved earning potential



#### Improved employment opportunities



### Location of Current Residence

Saskatoon	Regina	Moose Jaw	Elsewhere in SK
8%	65%	8%	19%

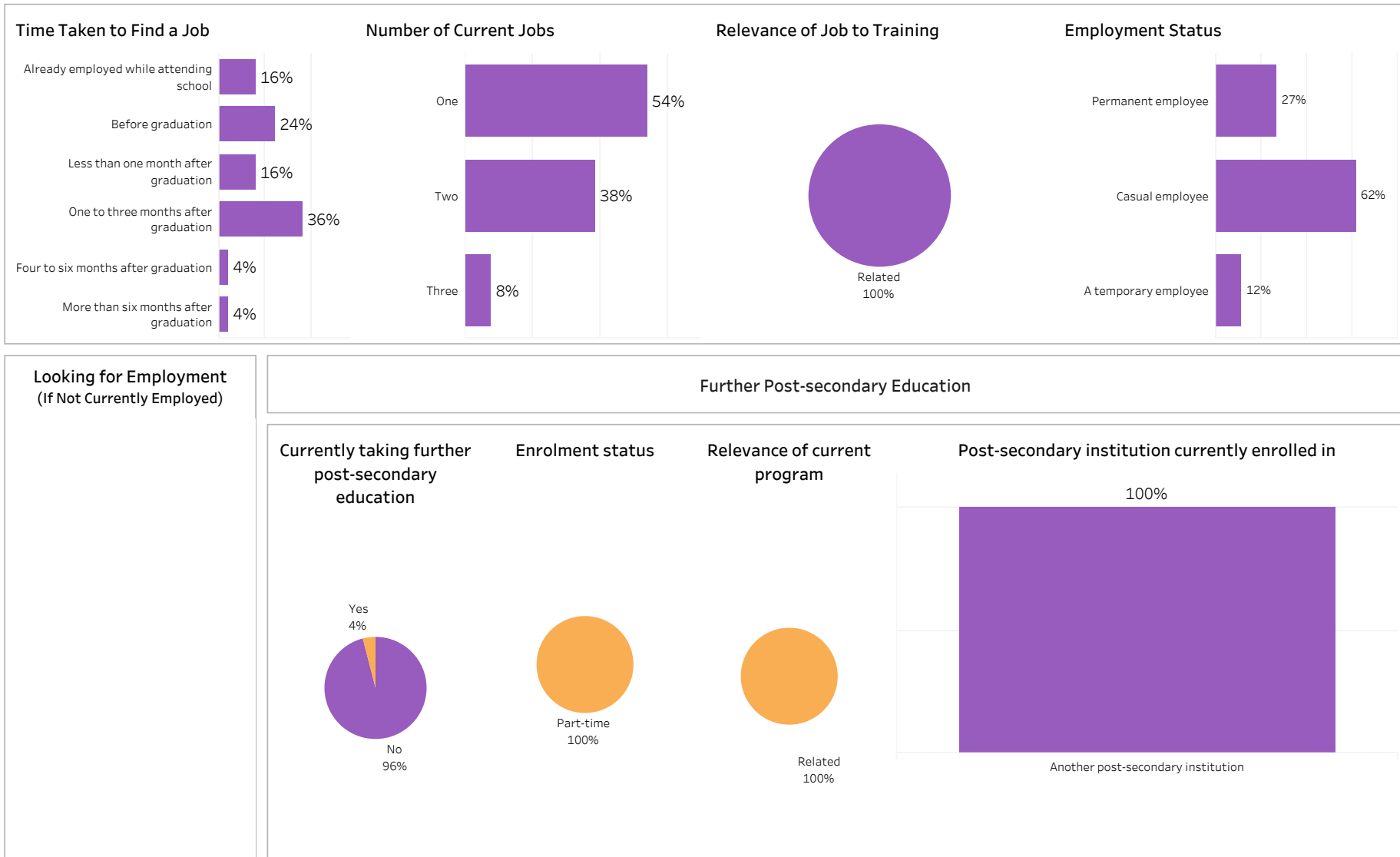




## 2018-19 Graduate Follow-up Survey Summary of Results (2/2)

Campus: **Regina**; School: **Nursing**; Program: **Practical Nursing**; Credential: **DIP**; Program Type: **Base**

Number of  
Respondents: 26



Institutional Research and Analysis (IR&A)



## 2018-19 Graduate Follow-up Survey Summary of Results (1/2)

School: **Nursing**; Program: **Practical Nursing**; Campus: **Regina**; Credential: **DIP**; Program Type: **Con Ed - Brokered**

Number of Respondents:  
36

Class of Graduates  
2018-19

Base/Con Ed/Brokered  
Con Ed - Brokered

School  
Nursing

Program  
Practical Nursing

Administering Campus  
Regina

Credential  
DIP

Indigenous  
All

### Overall Employment

Available Workforce	# of Grads Employed	Employment Rate	# of Full-time Employed Grads	Full-time Employment Rate
36	36	100%	32	89%

### Training Related Employment

Available Workforce	# of Grads Employed	Employment Rate	# of Full-time Employed Grads	Full-time Employment Rate
36	34	94%	31	86%

### Location of Employment

Saskatoon	Regina	Moose Jaw	Prince Albert	Elsewhere in SK	Outside Sask
14%	23%	0%	0%	63%	0%

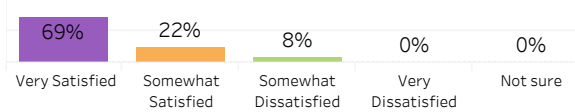
### Average Annual Salary

Overall (\$)	67,449
Full-time Training Related (\$)	70,592

### Salary by Location

	Overall (\$)	Full-time Training Related (\$)
Saskatoon	65,364	65,364
Regina	65,865	65,865
Elsewhere in SK	68,664	74,746

### Overall Satisfaction with Program



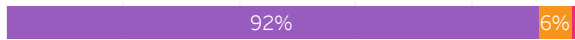
### Satisfaction with Sask Polytech

Satisfied with the decision to attend Saskpolytech	Recommend program to others	Recommend Saskpolytech to others
94%	92%	100%

### Satisfaction with Campus Facilities & Services

■ Satisfied ■ Dissatisfied ■ Not sure

#### Campus facilities



#### Campus activities



#### Instruction delivered



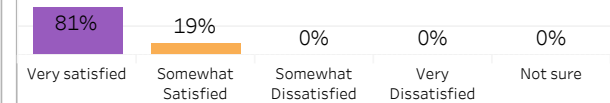
#### Student support services



#### Educational experience

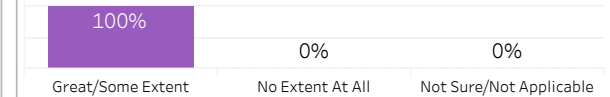


### Relevance of Program to Field of Employment

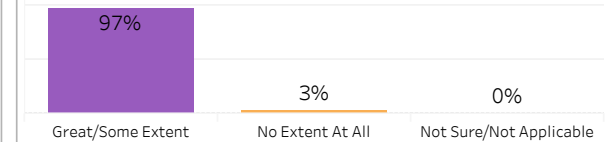


### Program Benefits

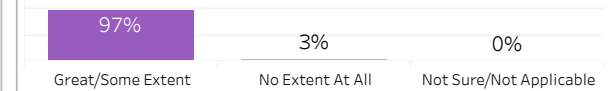
#### Skills and knowledge relevant in the workplace



#### Improved earning potential



#### Improved employment opportunities



### Location of Current Residence

Saskatoon	Regina	Elsewhere in SK
8%	19%	72%

Institutional Research and Analysis (IR&A)



## 2018-19 Graduate Follow-up Survey Summary of Results (2/2)

Campus: **Regina**; School: **Nursing**; Program: **Practical Nursing**; Credential: **DIP**; Program Type: **Con Ed - Brokered**

Number of  
Respondents: 36



Institutional Research and Analysis (IR&A)



## 2018-19 Graduate Follow-up Survey Summary of Results (1/2)

School: **Nursing**; Program: **Practical Nursing**; Campus: **Saskatoon**; Credential: **DIP**; Program Type: **Base**

Number of Respondents:  
14

Class of Graduates  
2018-19

Base/Con Ed/Brokered  
Base

School  
Nursing

Program  
Practical Nursing

Administering Campus  
Saskatoon

Credential  
DIP

Indigenous  
All

### Overall Employment

Available Workforce	# of Grads Employed	Employment Rate	# of Full-time Employed Grads	Full-time Employment Rate
14	14	100%	13	93%

### Training Related Employment

Available Workforce	# of Grads Employed	Employment Rate	# of Full-time Employed Grads	Full-time Employment Rate
14	14	100%	13	93%

### Location of Employment

Saskatoon	Regina	Moose Jaw	Prince Albert	Elsewhere in SK	Outside Sask
85%	0%	0%	0%	15%	0%

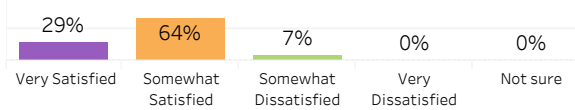
### Average Annual Salary

Overall (\$)	62,947
Full-time Training Related (\$)	62,947

### Salary by Location

	Overall (\$)	Full-time Training Related (\$)
Saskatoon	63,444	63,444
Elsewhere in SK	58,968	58,968

### Overall Satisfaction with Program



### Satisfaction with Sask Polytech

Satisfied with the decision to attend Saskpolytech	Recommend program to others	Recommend Saskpolytech to others
100%	93%	93%

### Satisfaction with Campus Facilities & Services

■ Satisfied ■ Dissatisfied ■ Not sure

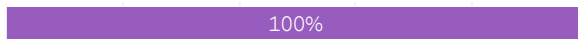
#### Campus facilities



#### Campus activities



#### Instruction delivered



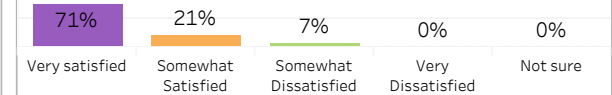
#### Student support services



#### Educational experience

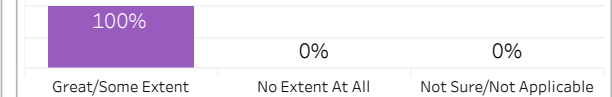


### Relevance of Program to Field of Employment

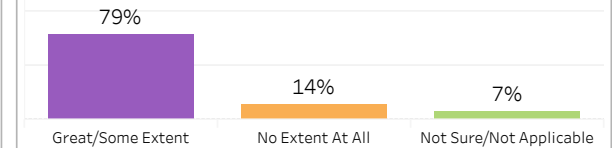


### Program Benefits

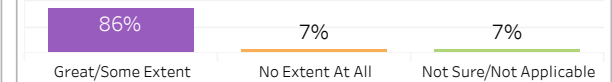
#### Skills and knowledge relevant in the workplace



#### Improved earning potential



#### Improved employment opportunities



### Location of Current Residence

Saskatoon	Elsewhere in SK
79%	21%



## 2018-19 Graduate Follow-up Survey Summary of Results (2/2)

Campus: **Saskatoon**; School: **Nursing**; Program: **Practical Nursing**; Credential: **DIP**; Program Type: **Base**

Number of  
Respondents: 14



Institutional Research and Analysis (IR&A)



## 2018-19 Graduate Follow-up Survey Summary of Results (1/2)

School: **Nursing**; Program: **Psychiatric Nursing**; Campus: **Regina**; Credential: **BACH**; Program Type: **Base**

Number of Respondents: 6

Class of Graduates  
2018-19

Base/Con Ed/Brokered  
Base

School  
Nursing

Program  
Psychiatric Nursing

Administering Campus  
Regina

Credential  
BACH

Indigenous  
All

### Overall Employment

Available Workforce	# of Grads Employed	Employment Rate	# of Full-time Employed Grads	Full-time Employment Rate
5	5	100%	5	100%

### Training Related Employment

Available Workforce	# of Grads Employed	Employment Rate	# of Full-time Employed Grads	Full-time Employment Rate
5	5	100%	5	100%

### Location of Employment

Saskatoon	Regina	Moose Jaw	Prince Albert	Elsewhere in SK	Outside Sask
0%	40%	20%	20%	20%	0%

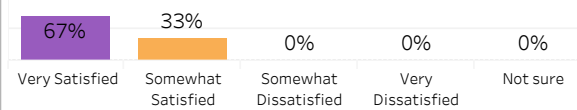
### Average Annual Salary

Overall (\$)	87,311
Full-time Training Related (\$)	87,311

### Salary by Location

	Overall (\$)	Full-time Training Related (\$)
Regina	73,622	73,622
Moose Jaw	97,000	97,000
Prince Albert	105,000	105,000
Elsewhere in SK		

### Overall Satisfaction with Program



### Satisfaction with Sask Polytech

Satisfied with the decision to attend Saskpolytech	Recommend program to others	Recommend Saskpolytech to others
83%	83%	83%

### Satisfaction with Campus Facilities & Services

■ Satisfied ■ Dissatisfied ■ Not sure

#### Campus facilities



#### Campus activities



#### Instruction delivered



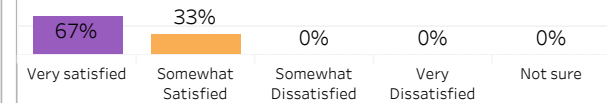
#### Student support services



#### Educational experience

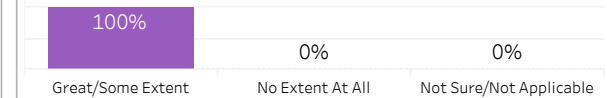


### Relevance of Program to Field of Employment

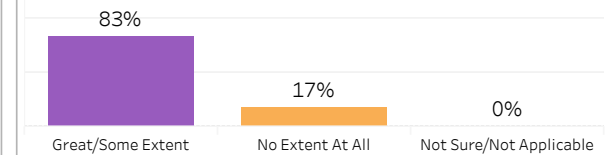


### Program Benefits

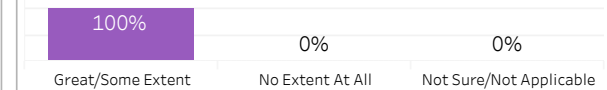
#### Skills and knowledge relevant in the workplace



#### Improved earning potential



#### Improved employment opportunities



### Location of Current Residence

Saskatoon	Regina	Moose Jaw	Prince Albert
33%	33%	17%	17%

Institutional Research and Analysis (IR&A)



## 2018-19 Graduate Follow-up Survey Summary of Results (2/2)

Campus: **Regina**; School: **Nursing**; Program: **Psychiatric Nursing**; Credential: **BACH**; Program Type: **Base**

Number of  
Respondents: 6





# 2018-19 Graduate Follow-up Survey Summary of Results (1/2)

School: **Nursing**; Program: **Psychiatric Nursing**; Campus: **Regina**; Credential: **DIP**; Program Type: **Base**

Number of Respondents:  
12

Class of Graduates  
2018-19

Base/Con Ed/Brokered  
Base

School  
Nursing

Program  
Psychiatric Nursing

Administering Campus  
Regina

Credential  
DIP

Indigenous  
All

## Overall Employment

Available Workforce	# of Grads Employed	Employment Rate	# of Full-time Employed Grads	Full-time Employment Rate
11	11	100%	9	82%

## Training Related Employment

Available Workforce	# of Grads Employed	Employment Rate	# of Full-time Employed Grads	Full-time Employment Rate
11	10	91%	9	82%

## Location of Employment

Saskatoon	Regina	Moose Jaw	Prince Albert	Elsewhere in SK	Outside Sask
0%	36%	9%	0%	45%	9%

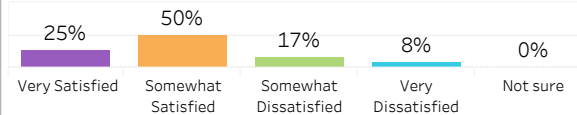
## Average Annual Salary

Overall (\$)	66,855
Full-time Training Related (\$)	69,987

## Salary by Location

	Overall (\$)	Full-time Training Related (\$)
Regina	66,686	66,686
Moose Jaw	44,928	
Elsewhere in SK	74,778	74,778
British Columbia	65,520	65,520

## Overall Satisfaction with Program



## Satisfaction with Sask Polytech

Satisfied with the decision to attend Saskpolytech	Recommend program to others	Recommend Saskpolytech to others
75%	75%	75%

## Satisfaction with Campus Facilities & Services

■ Satisfied ■ Dissatisfied ■ Not sure

### Campus facilities



### Campus activities



### Instruction delivered



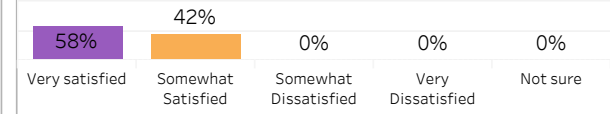
### Student support services



### Educational experience

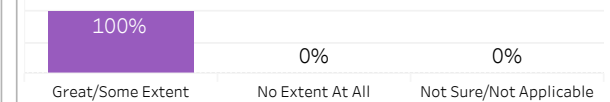


## Relevance of Program to Field of Employment

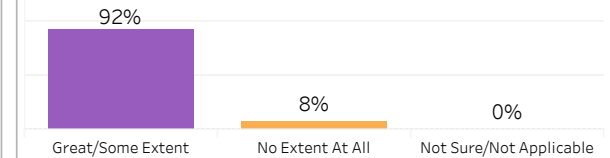


## Program Benefits

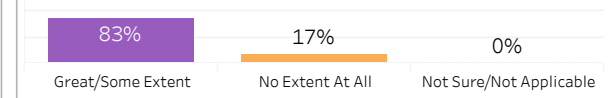
### Skills and knowledge relevant in the workplace



### Improved earning potential



### Improved employment opportunities



## Location of Current Residence

Saskatoon	Regina	Moose Jaw	Elsewhere in SK	Outside Sask
8%	42%	8%	33%	8%

Institutional Research and Analysis (IR&A)

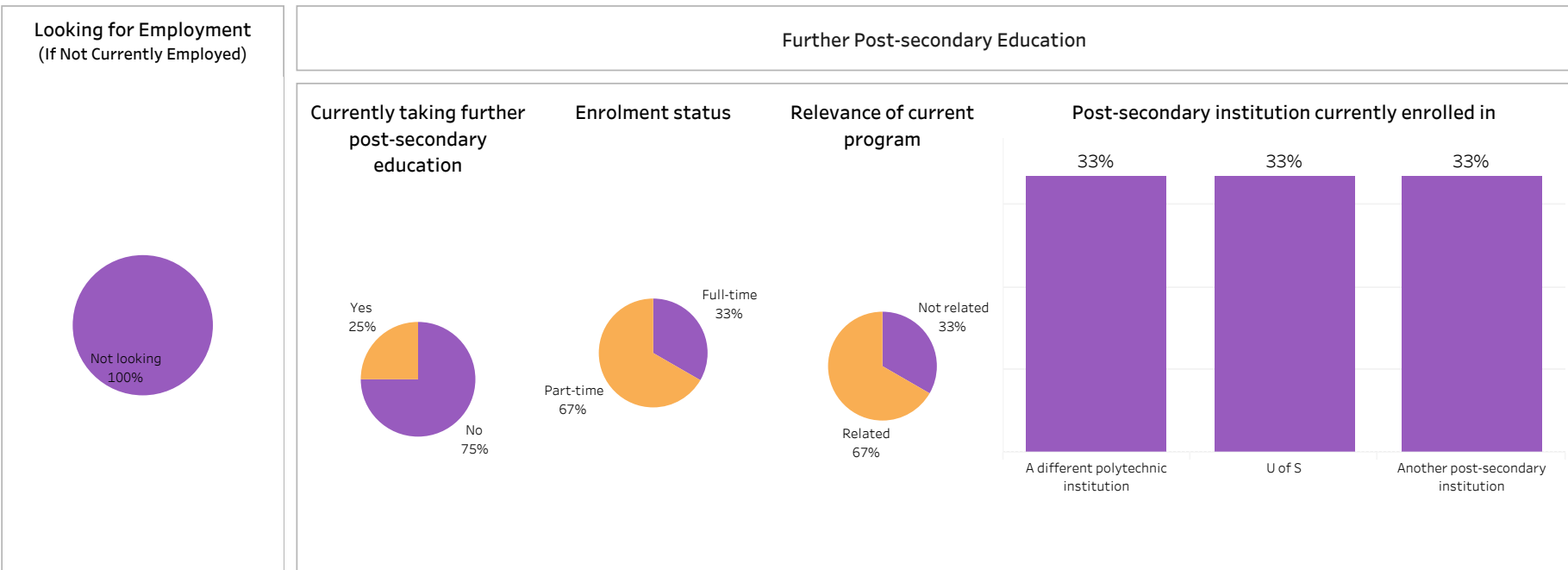
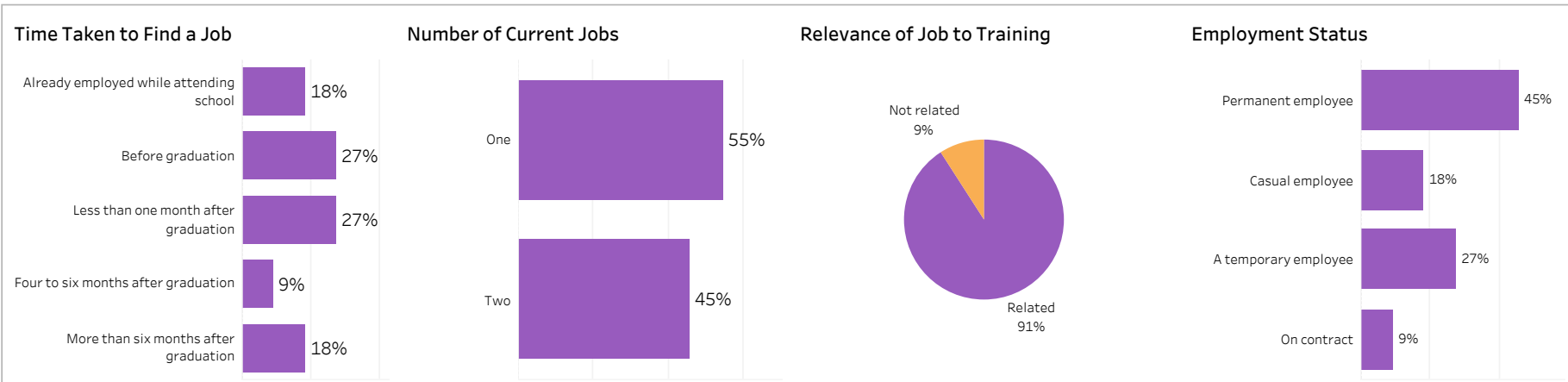




## 2018-19 Graduate Follow-up Survey Summary of Results (2/2)

Campus: **Regina**; School: **Nursing**; Program: **Psychiatric Nursing**; Credential: **DIP**; Program Type: **Base**

Number of  
Respondents: 12



# School of Transportation



## 2018-19 Graduate Follow-up Survey Summary of Results (1/2)

School: **Transportation**; Program: **All**; Campus: **All**; Credential: **All**; Program Type: **All**

Number of Respondents:  
142

Class of Graduates  
2018-19

Base/Con Ed/Brokered  
All

School  
Transportation

Program  
All

Administering Campus  
All

Credential  
All

Indigenous  
All

### Overall Employment

Available Workforce	# of Grads Employed	Employment Rate	# of Full-time Employed Grads	Full-time Employment Rate
130	118	91%	109	84%

### Training Related Employment

Available Workforce	# of Grads Employed	Employment Rate	# of Full-time Employed Grads	Full-time Employment Rate
130	92	71%	88	68%

### Location of Employment

Saskatoon	Regina	Moose Jaw	Prince Albert	Elsewhere in SK	Outside Sask
37%	17%	1%	3%	33%	8%

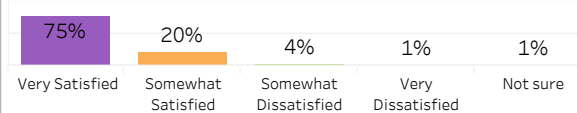
### Average Annual Salary

Overall (\$)	42,184
Full-time Training Related (\$)	44,695

### Salary by Location

	Overall (\$)	Full-time Training Related (\$)
Saskatoon	35,448	39,353
Regina	40,010	39,011
Moose Jaw	18,853	
Prince Albert	43,940	43,940
Elsewhere in SK	47,414	47,718
Alberta	75,200	88,267
British Columbia	43,472	34,944
Elsewhere in Canada	36,000	

### Overall Satisfaction with Program



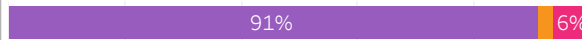
### Satisfaction with Sask Polytech

Satisfied with the decision to attend Saskpolytech	Recommend program to others	Recommend Saskpolytech to others
94%	96%	99%

### Satisfaction with Campus Facilities & Services

■ Satisfied ■ Dissatisfied ■ Not sure

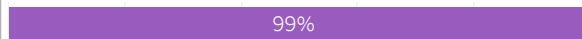
#### Campus facilities



#### Campus activities



#### Instruction delivered



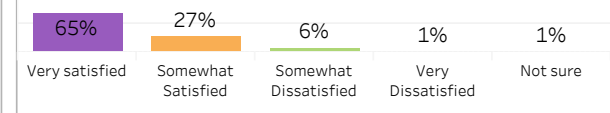
#### Student support services



#### Educational experience

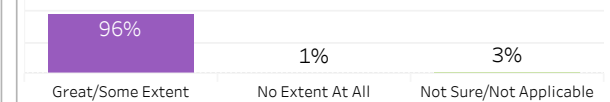


### Relevance of Program to Field of Employment

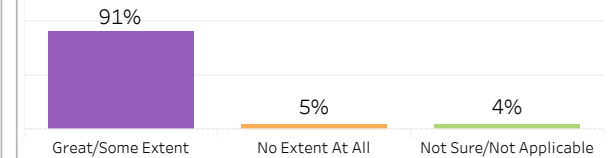


### Program Benefits

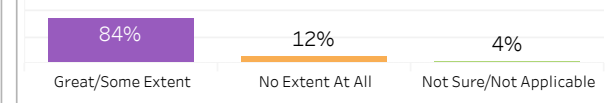
#### Skills and knowledge relevant in the workplace



#### Improved earning potential



#### Improved employment opportunities



### Location of Current Residence

Saskatoon	Regina	Moose Jaw	Prince Albert	Elsewhere in SK	Outside Sask
45%	15%	1%	5%	30%	4%

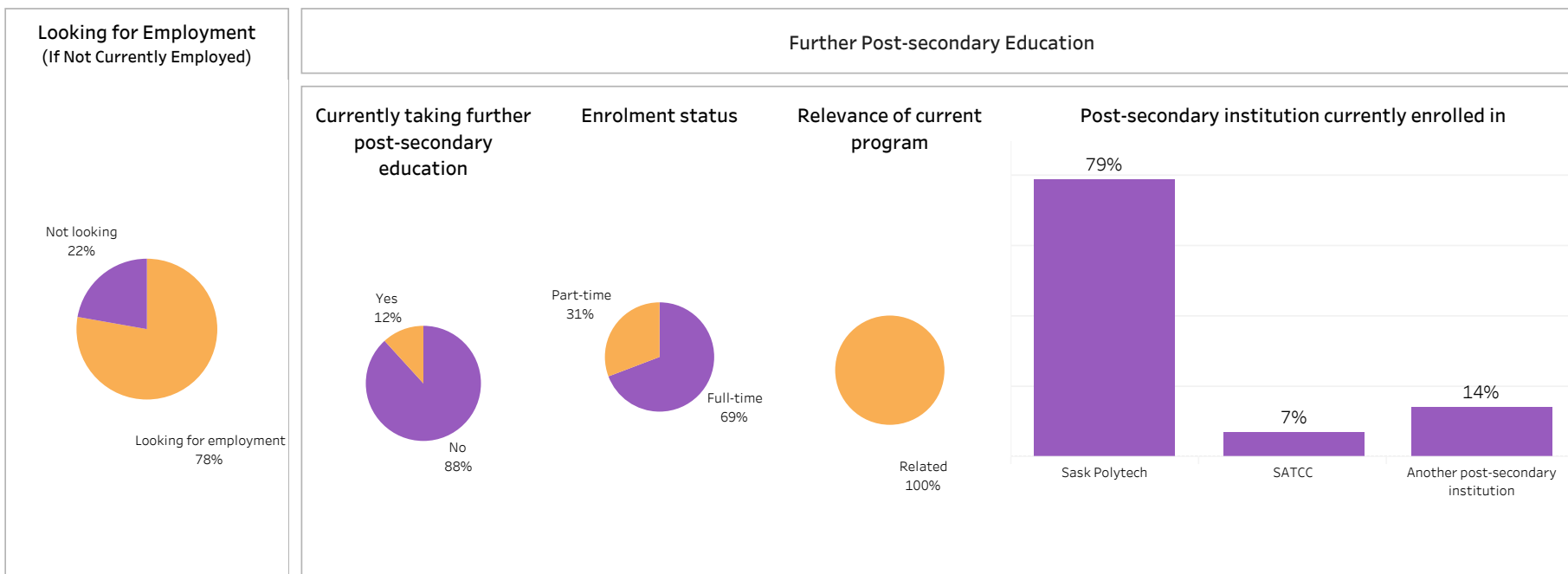
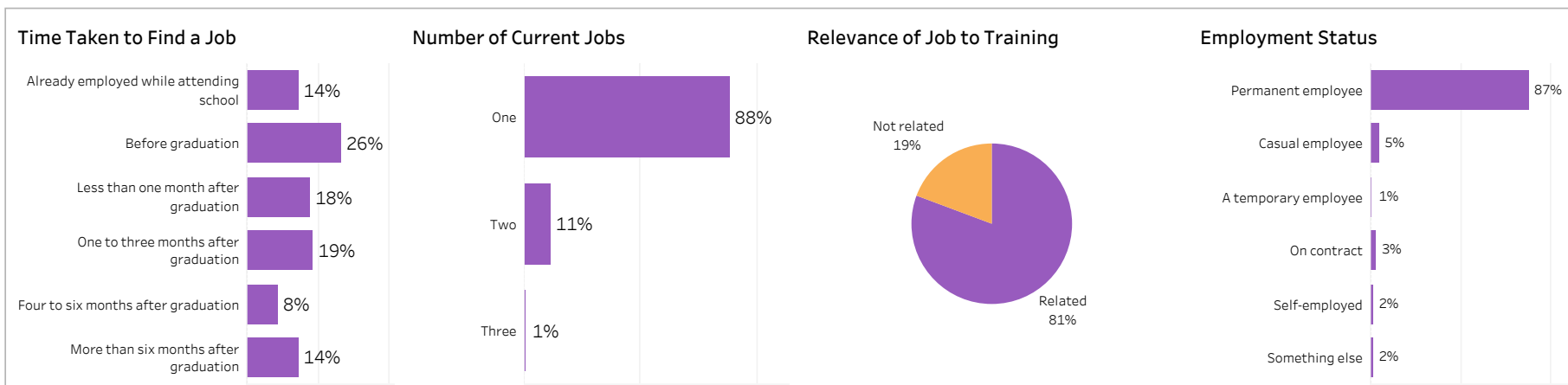
Institutional Research and Analysis (IR&A)



## 2018-19 Graduate Follow-up Survey Summary of Results (2/2)

Campus: **All**; School: **Transportation**; Program: **All**; Credential: **All**; Program Type: **All**

Number of  
Respondents: 142



Institutional Research and Analysis (IR&A)



## 2018-19 Graduate Follow-up Survey Summary of Results (1/2)

School: **Transportation**; Program: **All**; Campus: **All**; Credential: **All**; Program Type: **Base**

Number of Respondents:  
101

Class of Graduates  
2018-19

Base/Con Ed/Brokered  
Base

School  
Transportation

Program  
All

Administering Campus  
All

Credential  
All

Indigenous  
All

### Overall Employment

Available Workforce	# of Grads Employed	Employment Rate	# of Full-time Employed Grads	Full-time Employment Rate
93	86	92%	79	85%

### Training Related Employment

Available Workforce	# of Grads Employed	Employment Rate	# of Full-time Employed Grads	Full-time Employment Rate
93	68	73%	65	70%

### Location of Employment

Saskatoon	Regina	Moose Jaw	Prince Albert	Elsewhere in SK	Outside Sask
40%	22%	1%	3%	27%	7%

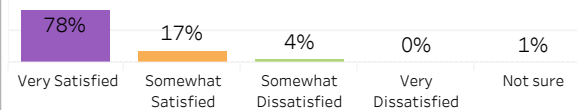
### Average Annual Salary

Overall (\$)	40,921
Full-time Training Related (\$)	43,062

### Salary by Location

	Overall (\$)	Full-time Training Related (\$)
Saskatoon	35,666	39,369
Regina	37,590	36,280
Moose Jaw	18,853	
Prince Albert	43,940	43,940
Elsewhere in SK	44,494	43,525
Alberta	75,200	88,267
Elsewhere in Canada		

### Overall Satisfaction with Program



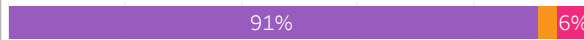
### Satisfaction with Sask Polytech

Satisfied with the decision to attend Saskpolytech	Recommend program to others	Recommend Saskpolytech to others
95%	97%	98%

### Satisfaction with Campus Facilities & Services

■ Satisfied ■ Dissatisfied ■ Not sure

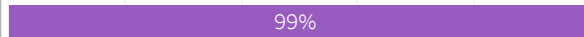
#### Campus facilities



#### Campus activities



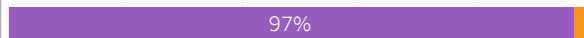
#### Instruction delivered



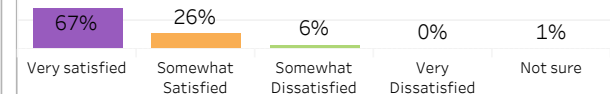
#### Student support services



#### Educational experience

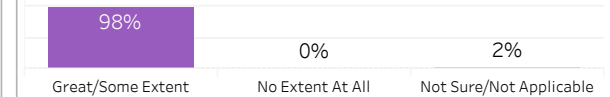


### Relevance of Program to Field of Employment

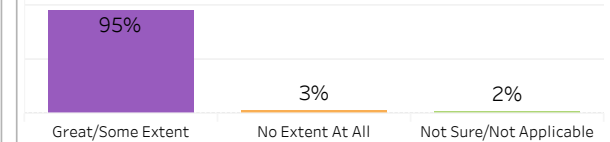


### Program Benefits

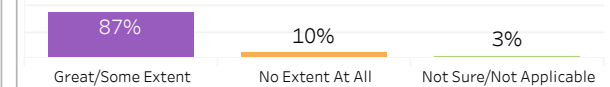
#### Skills and knowledge relevant in the workplace



#### Improved earning potential



#### Improved employment opportunities



### Location of Current Residence

Saskatoon	Regina	Moose Jaw	Prince Albert	Elsewhere in SK	Outside Sask
51%	18%	2%	4%	24%	1%

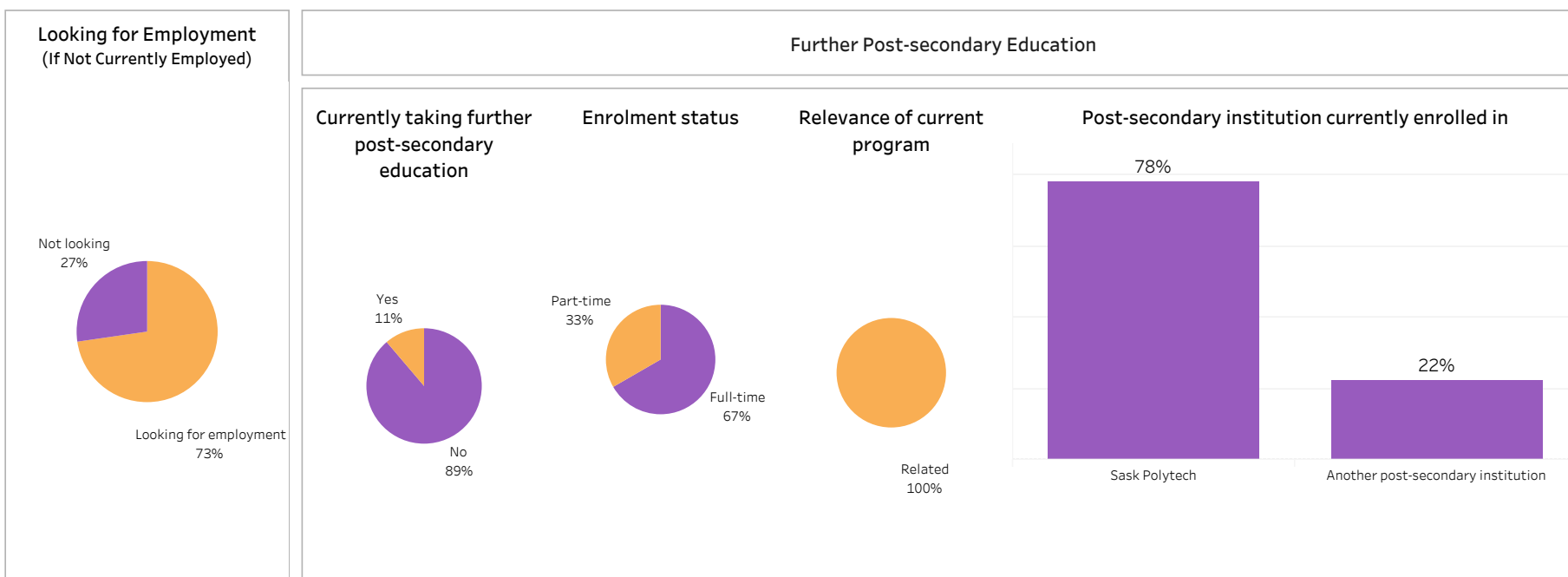
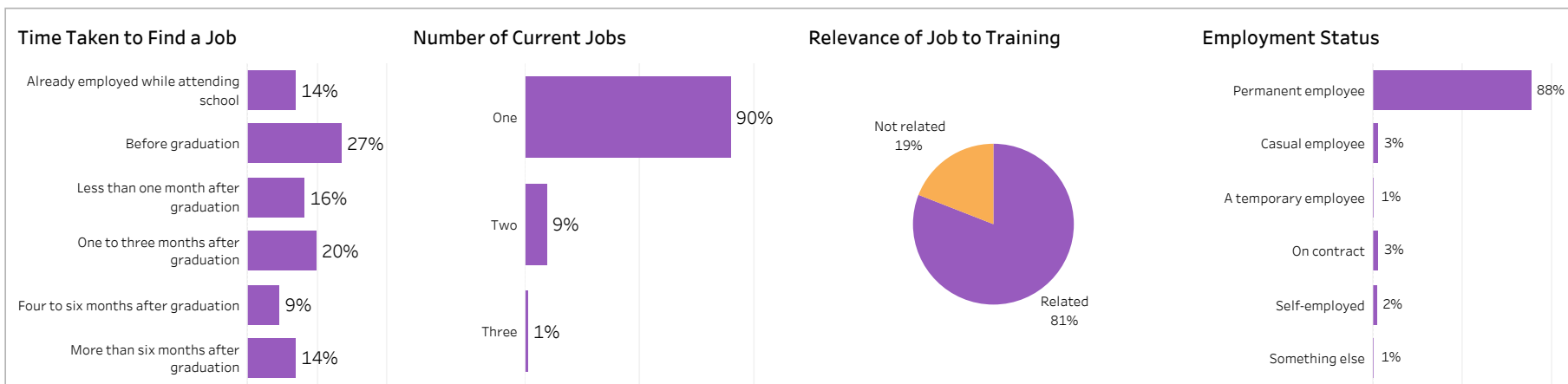
Institutional Research and Analysis (IR&A)



## 2018-19 Graduate Follow-up Survey Summary of Results (2/2)

Campus: **All**; School: **Transportation**; Program: **All**; Credential: **All**; Program Type: **Base**

Number of  
Respondents: 101



Institutional Research and Analysis (IR&A)



## 2018-19 Graduate Follow-up Survey Summary of Results (1/2)

School: **Transportation**; Program: **All**; Campus: **Saskatoon**; Credential: **All**; Program Type: **Con Ed - Sask Polytech Delivered**

Number of Respondents:  
28

Class of Graduates  
2018-19

Base/Con Ed/Brokered  
Con Ed - Sask Polytech D..

School  
Transportation

Program  
All

Administering Campus  
All

Credential  
All

Indigenous  
All

### Overall Employment

Available Workforce	# of Grads Employed	Employment Rate	# of Full-time Employed Grads	Full-time Employment Rate
24	20	83%	18	75%

### Training Related Employment

Available Workforce	# of Grads Employed	Employment Rate	# of Full-time Employed Grads	Full-time Employment Rate
24	15	63%	14	58%

### Location of Employment

Saskatoon	Regina	Moose Jaw	Prince Albert	Elsewhere in SK	Outside Sask
50%	5%	0%	5%	25%	15%

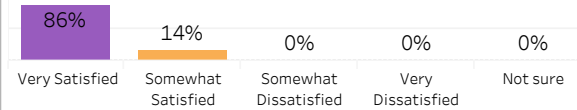
### Average Annual Salary

Overall (\$)	46,021
Full-time Training Related (\$)	50,490

### Salary by Location

	Overall (\$)	Full-time Training Related (\$)
Saskatoon	34,795	39,310
Regina	69,056	69,056
Prince Albert		
Elsewhere in SK	69,300	69,300
British Columbia	43,472	34,944
Elsewhere in Canada	36,000	

### Overall Satisfaction with Program



### Satisfaction with Sask Polytech

Satisfied with the decision to attend Saskpolytech	Recommend program to others	Recommend Saskpolytech to others
96%	93%	100%

### Satisfaction with Campus Facilities & Services

■ Satisfied ■ Dissatisfied ■ Not sure

#### Campus facilities



#### Campus activities



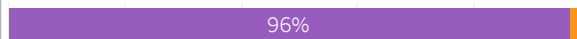
#### Instruction delivered



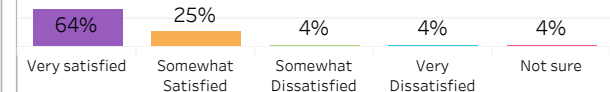
#### Student support services



#### Educational experience

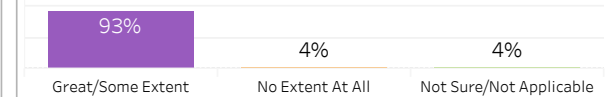


### Relevance of Program to Field of Employment

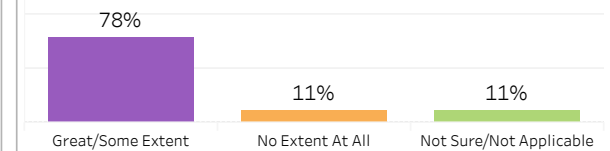


### Program Benefits

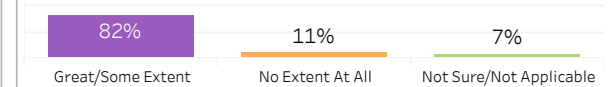
#### Skills and knowledge relevant in the workplace



#### Improved earning potential



#### Improved employment opportunities



### Location of Current Residence

Saskatoon	Regina	Prince Albert	Elsewhere in SK	Outside Sask
43%	11%	11%	25%	11%

Institutional Research and Analysis (IR&A)



## 2018-19 Graduate Follow-up Survey Summary of Results (2/2)

Campus: **All**; School: **Transportation**; Program: **All**; Credential: **All**; Program Type: **Con Ed - Sask Polytech Delivered**

Number of  
Respondents: 28



Institutional Research and Analysis (IR&A)





## 2018-19 Graduate Follow-up Survey Summary of Results (1/2)

School: **Transportation**; Program: **All**; Campus: **All**; Credential: **CERT**; Program Type: **Con Ed - Brokered**

Number of Respondents:  
13

Class of Graduates  
2018-19

Base/Con Ed/Brokered  
Con Ed - Brokered

School  
Transportation

Program  
All

Administering Campus  
All

Credential  
All

Indigenous  
All

### Overall Employment

Available Workforce	# of Grads Employed	Employment Rate	# of Full-time Employed Grads	Full-time Employment Rate
13	12	92%	12	92%

### Training Related Employment

Available Workforce	# of Grads Employed	Employment Rate	# of Full-time Employed Grads	Full-time Employment Rate
13	9	69%	9	69%

### Location of Employment

Saskatoon	Regina	Moose Jaw	Prince Albert	Elsewhere in SK	Outside Sask
0%	0%	0%	0%	92%	8%

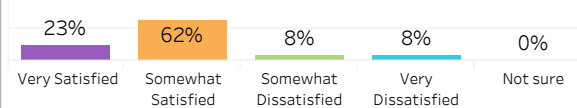
### Average Annual Salary

Overall (\$)	43,622
Full-time Training Related (\$)	45,580

### Salary by Location

	Overall (\$)	Full-time Training Related (\$)
Elsewhere in SK	43,622	45,580
Alberta		

### Overall Satisfaction with Program



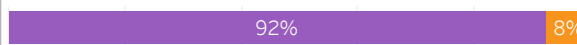
### Satisfaction with Sask Polytech

Satisfied with the decision to attend Saskpolytech	Recommend program to others	Recommend Saskpolytech to others
85%	92%	100%

### Satisfaction with Campus Facilities & Services

■ Satisfied ■ Dissatisfied ■ Not sure

#### Campus facilities



#### Campus activities



#### Instruction delivered



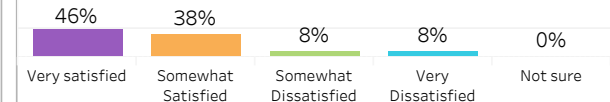
#### Student support services



#### Educational experience

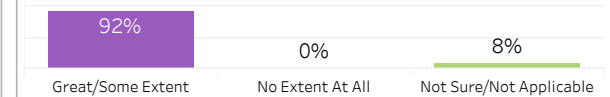


### Relevance of Program to Field of Employment

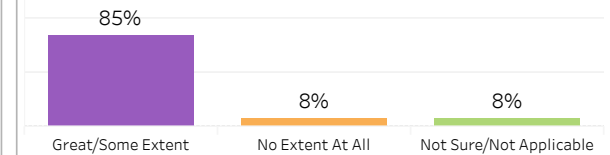


### Program Benefits

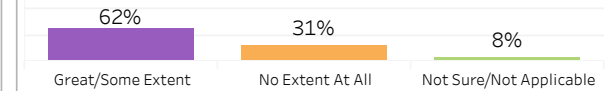
#### Skills and knowledge relevant in the workplace



#### Improved earning potential



#### Improved employment opportunities



### Location of Current Residence

Elsewhere in SK	Outside Sask
85%	15%

Institutional Research and Analysis (IR&A)

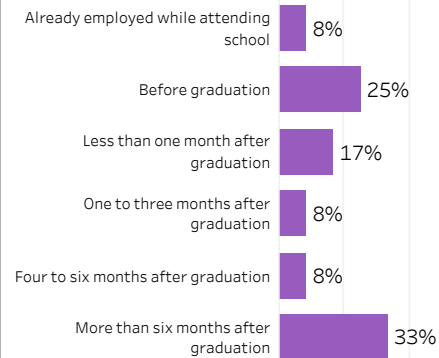


## 2018-19 Graduate Follow-up Survey Summary of Results (2/2)

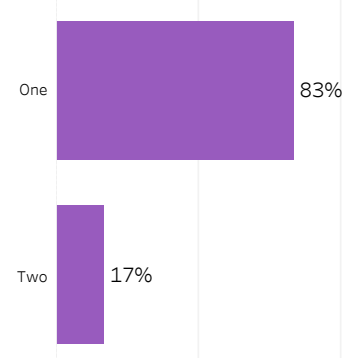
Campus: **All**; School: **Transportation**; Program: **All**; Credential: **All**; Program Type: **Con Ed - Brokered**

Number of  
Respondents: 13

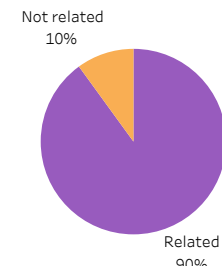
### Time Taken to Find a Job



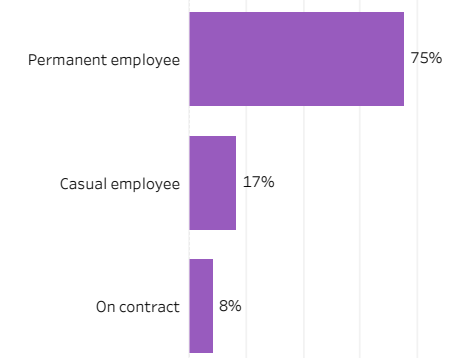
### Number of Current Jobs



### Relevance of Job to Training



### Employment Status

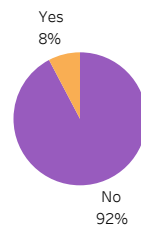


### Looking for Employment (If Not Currently Employed)



### Further Post-secondary Education


#### Currently taking further post-secondary education



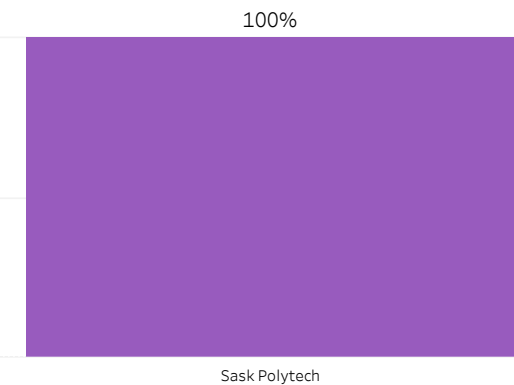
#### Enrolment status



#### Relevance of current program



#### Post-secondary institution currently enrolled in





## 2018-19 Graduate Follow-up Survey Summary of Results (1/2)

School: **Transportation**; Program: **Agricultural Equipment Tech**; Campus: **Saskatoon**; Credential: **CERT**;  
Program Type: **Base**

Number of Respondents: 5

Class of Graduates: 2018-19  
Base/Con Ed/Brokered: Base  
School: Transportation  
Program: Agricultural Equipment ..  
Administering Campus: Saskatoon  
Credential: CERT  
Indigenous: All

### Overall Employment

Available Workforce	# of Grads Employed	Employment Rate	# of Full-time Employed Grads	Full-time Employment Rate
5	5	100%	5	100%

### Training Related Employment

Available Workforce	# of Grads Employed	Employment Rate	# of Full-time Employed Grads	Full-time Employment Rate
5	5	100%	5	100%

### Location of Employment

Saskatoon	Regina	Moose Jaw	Prince Albert	Elsewhere in SK	Outside Sask
0%	0%	0%	20%	80%	0%

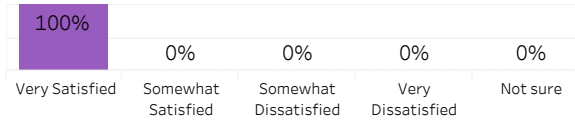
### Average Annual Salary

Overall (\$)	45,390
Full-time Training Related (\$)	45,390

### Salary by Location

	Overall (\$)	Full-time Training Related (\$)
Prince Albert	42,120	42,120
Elsewhere in SK	46,480	46,480

### Overall Satisfaction with Program



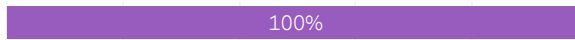
### Satisfaction with Sask Polytech

Satisfied with the decision to attend Saskpolytech	Recommend program to others	Recommend Saskpolytech to others
100%	100%	100%

### Satisfaction with Campus Facilities & Services

■ Satisfied
 ■ Dissatisfied
 ■ Not sure

#### Campus facilities



#### Campus activities



#### Instruction delivered



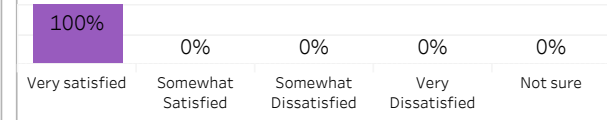
#### Student support services



#### Educational experience

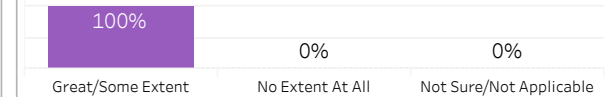


### Relevance of Program to Field of Employment

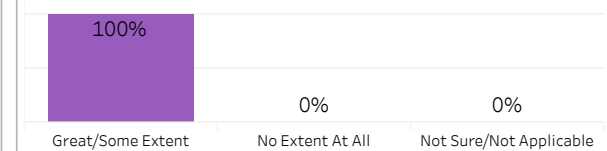


### Program Benefits

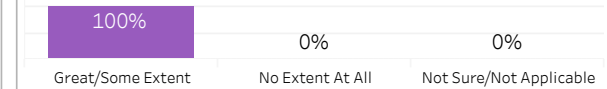
#### Skills and knowledge relevant in the workplace



#### Improved earning potential



#### Improved employment opportunities



### Location of Current Residence

Prince Albert	Elsewhere in SK
20%	80%

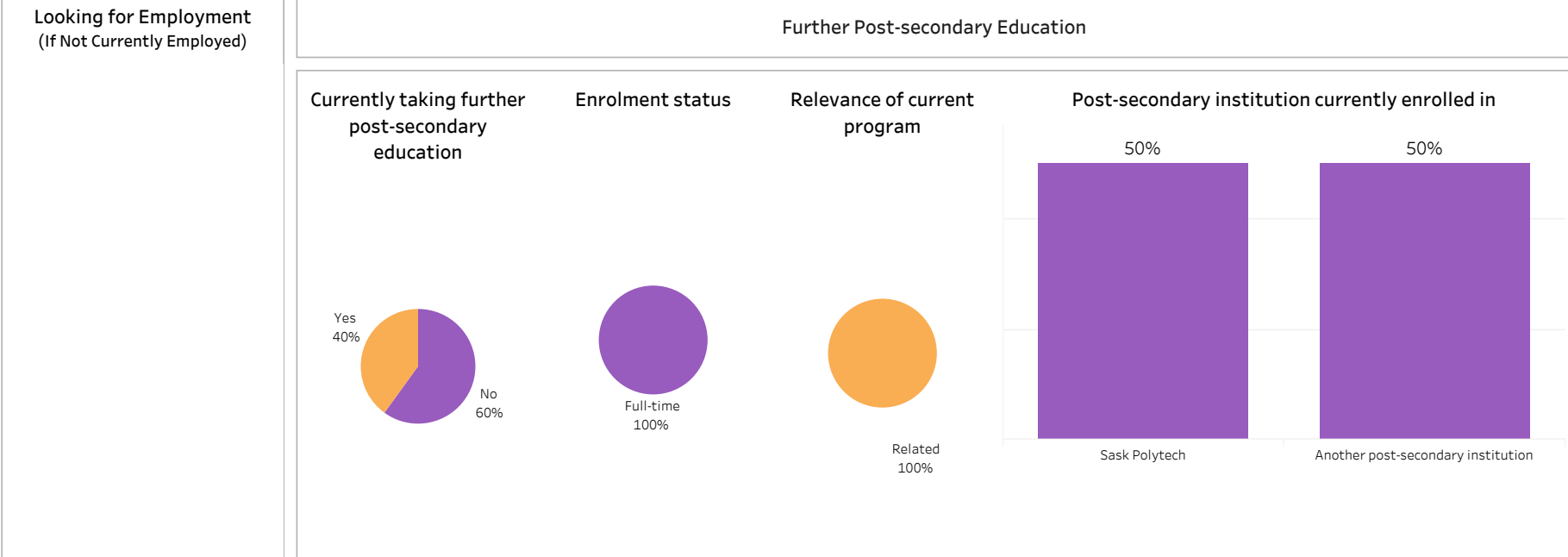
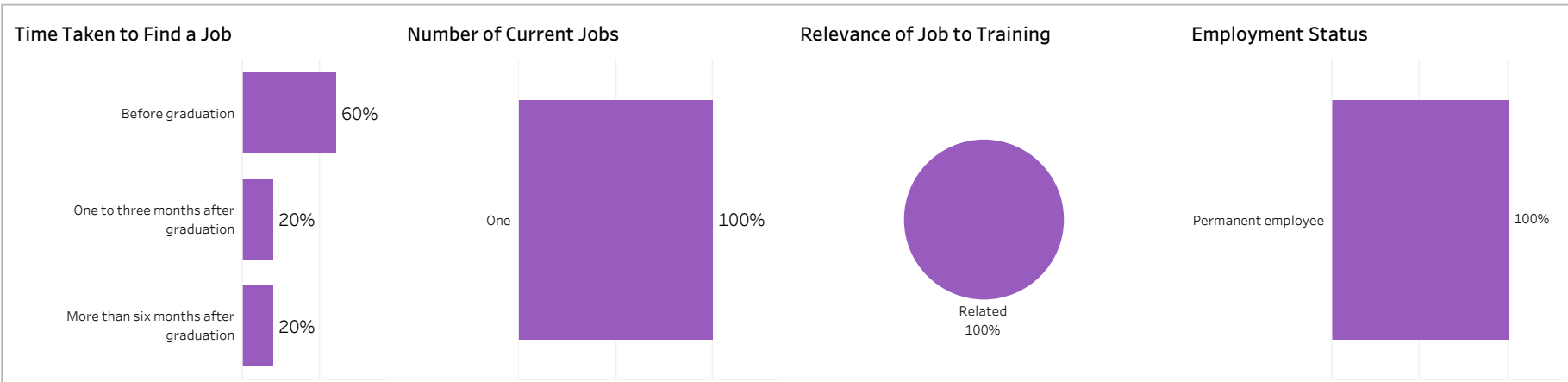
Institutional Research and Analysis (IR&A)



## 2018-19 Graduate Follow-up Survey Summary of Results (2/2)

Campus: **Saskatoon**; School: **Transportation**; Program: **Agricultural Equipment Tech**; Credential: **CERT**;  
Program Type: **Base**

Number of  
Respondents: 5





## 2018-19 Graduate Follow-up Survey Summary of Results (1/2)

School: **Transportation**; Program: **Agricultural Equipment Tech**; Campus: **Saskatoon**; Credential: **CERT**;  
Program Type: **Con Ed - Sask Polytech Delivered**

Number of Respondents: 4

Class of Graduates: 2018-19  
Base/Con Ed/Brokered: Con Ed - Sask Polytech D..  
School: Transportation  
Program: Agricultural Equipment ..  
Administering Campus: Saskatoon  
Credential: CERT  
Indigenous: All

### Overall Employment

Available Workforce	# of Grads Employed	Employment Rate	# of Full-time Employed Grads	Full-time Employment Rate
4	4	100%	4	100%

### Training Related Employment

Available Workforce	# of Grads Employed	Employment Rate	# of Full-time Employed Grads	Full-time Employment Rate
4	3	75%	3	75%

### Location of Employment

Saskatoon	Regina	Moose Jaw	Prince Albert	Elsewhere in SK	Outside Sask
0%	0%	0%	25%	75%	0%

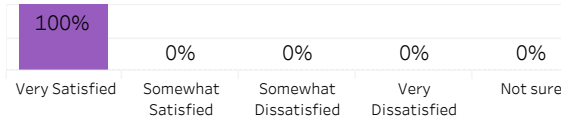
### Average Annual Salary

Overall (\$)	66,400
Full-time Training Related (\$)	66,400

### Salary by Location

	Overall (\$)	Full-time Training Related (\$)
Prince Albert		
Elsewhere in SK	66,400	66,400

### Overall Satisfaction with Program



### Satisfaction with Sask Polytech

Satisfied with the decision to attend Saskpolytech	Recommend program to others	Recommend Saskpolytech to others
100%	100%	100%

### Satisfaction with Campus Facilities & Services

■ Satisfied
 ■ Dissatisfied
 ■ Not sure

#### Campus facilities



#### Campus activities



#### Instruction delivered



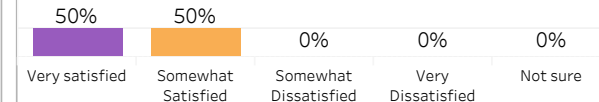
#### Student support services



#### Educational experience

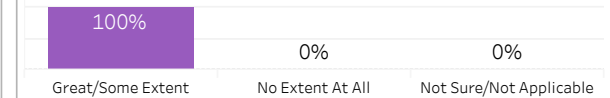


### Relevance of Program to Field of Employment

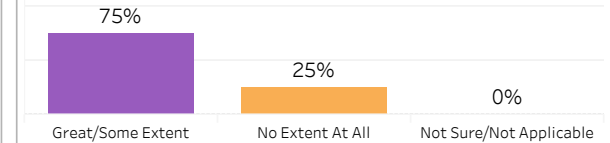


### Program Benefits

#### Skills and knowledge relevant in the workplace



#### Improved earning potential



#### Improved employment opportunities



### Location of Current Residence

Regina	Prince Albert	Elsewhere in SK
25%	25%	50%

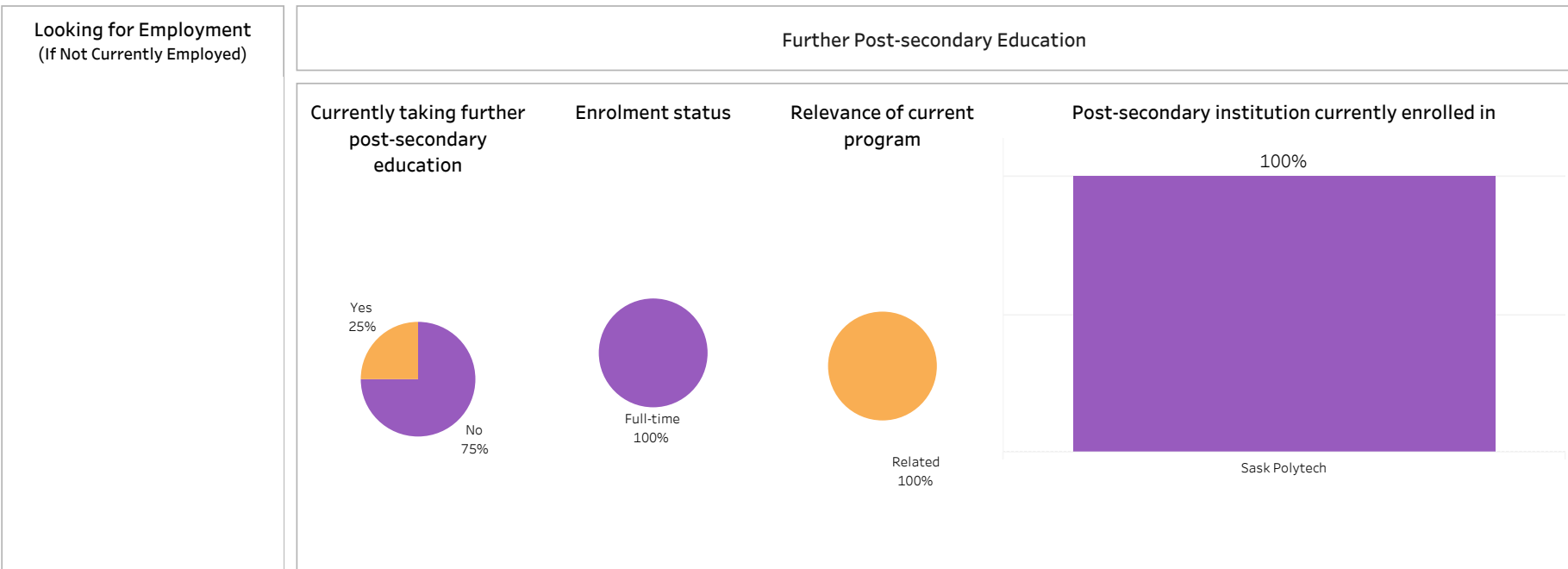
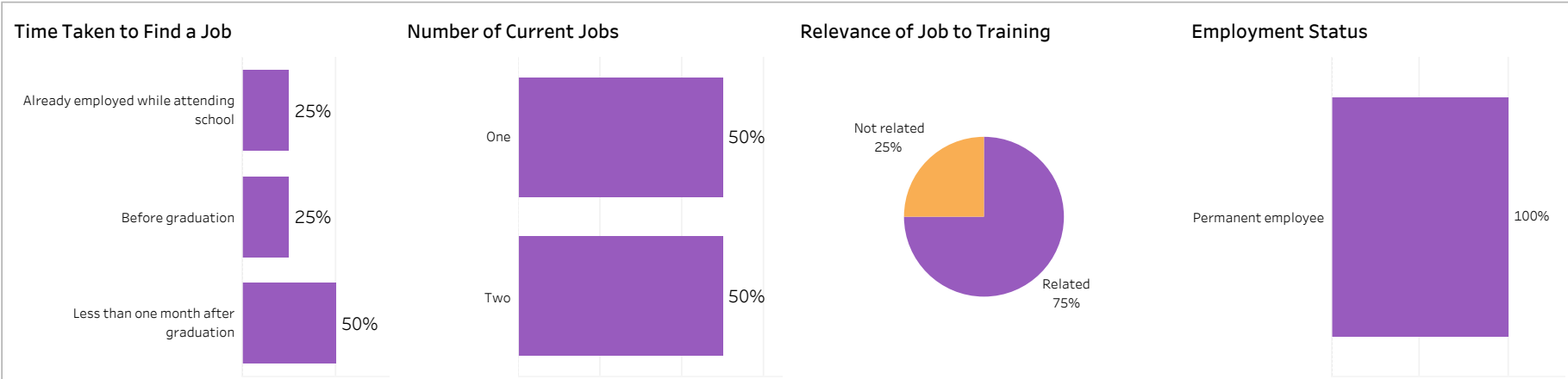
Institutional Research and Analysis (IR&A)



## 2018-19 Graduate Follow-up Survey Summary of Results (2/2)

Campus: **Saskatoon**; School: **Transportation**; Program: **Agricultural Equipment Tech**; Credential: **CERT**;  
Program Type: **Con Ed - Sask Polytech Delivered**

Number of  
Respondents: 4





## 2018-19 Graduate Follow-up Survey Summary of Results (1/2)

School: **Transportation**; Program: **Agricultural Equipment Tech**; Campus: **Saskatoon**; Credential: **CERT**;  
Program Type: **Con Ed - Brokered**

Number of Respondents: 7

Class of Graduates  
2018-19

Base/Con Ed/Brokered  
Con Ed - Brokered

School  
Transportation

Program  
Agricultural Equipment ..

Administering Campus  
Saskatoon

Credential  
CERT

Indigenous  
All

### Overall Employment

Available Workforce	# of Grads Employed	Employment Rate	# of Full-time Employed Grads	Full-time Employment Rate
7	6	86%	6	86%

### Training Related Employment

Available Workforce	# of Grads Employed	Employment Rate	# of Full-time Employed Grads	Full-time Employment Rate
7	6	86%	6	86%

### Location of Employment

Saskatoon	Regina	Moose Jaw	Prince Albert	Elsewhere in SK	Outside Sask
0%	0%	0%	0%	100%	0%

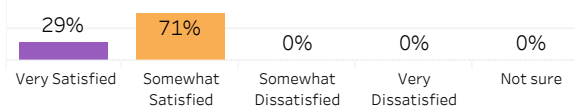
### Average Annual Salary

Overall (\$)	48,350
Full-time Training Related (\$)	48,350

### Salary by Location

	Overall (\$)	Full-time Training Related (\$)
Elsewhere in SK	48,350	48,350

### Overall Satisfaction with Program



### Satisfaction with Sask Polytech

Satisfied with the decision to attend Saskpolytech	Recommend program to others	Recommend Saskpolytech to others
100%	100%	100%

### Satisfaction with Campus Facilities & Services

■ Satisfied
 ■ Dissatisfied
 ■ Not sure

#### Campus facilities



#### Campus activities



#### Instruction delivered



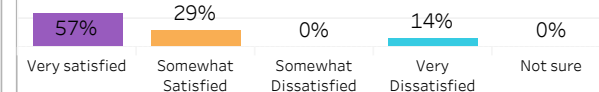
#### Student support services



#### Educational experience

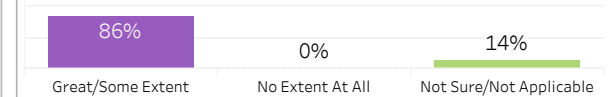


### Relevance of Program to Field of Employment

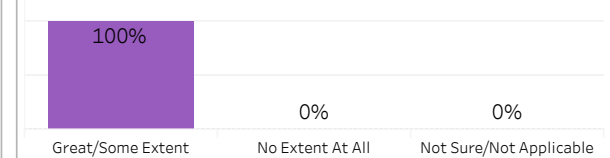


### Program Benefits

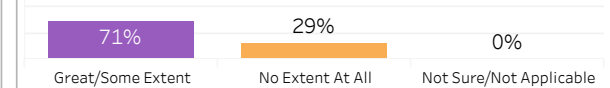
#### Skills and knowledge relevant in the workplace



#### Improved earning potential



#### Improved employment opportunities



### Location of Current Residence

Elsewhere in SK	Outside Sask
86%	14%

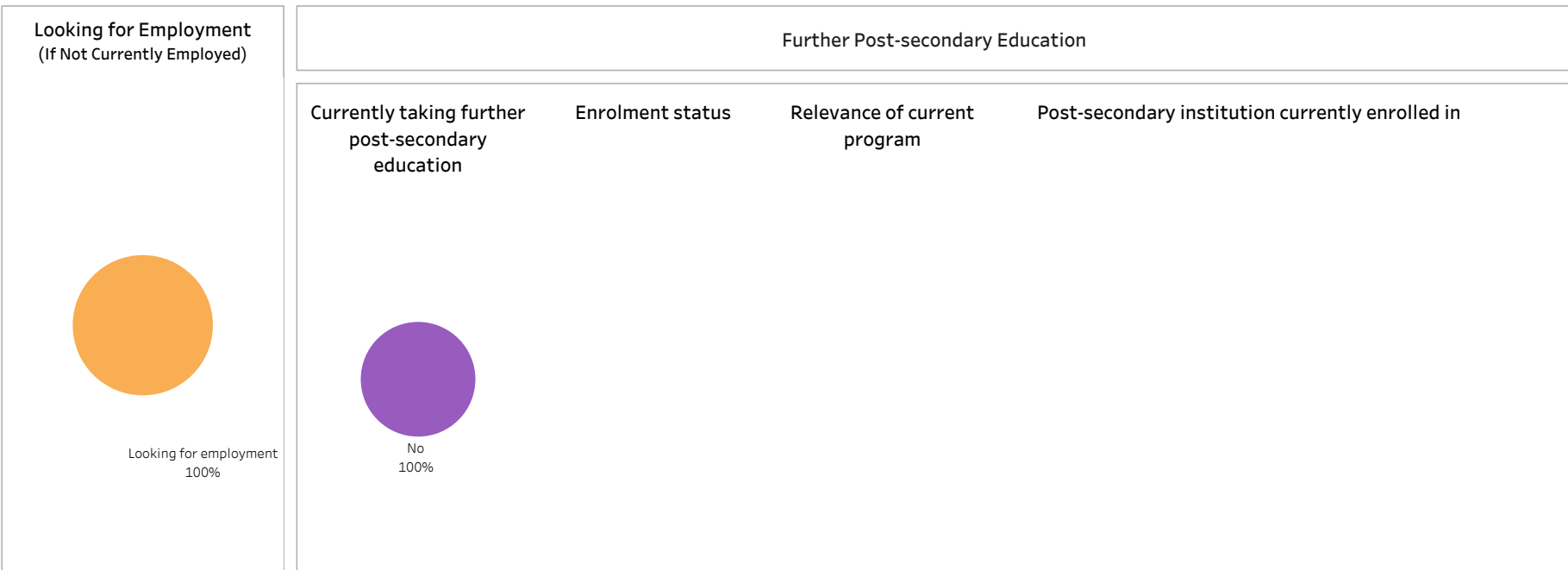
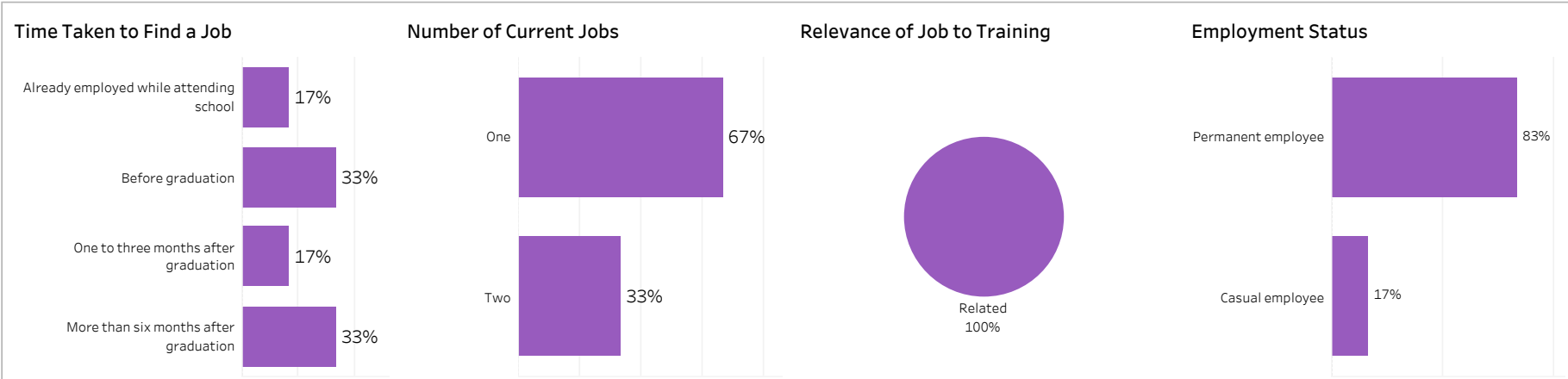
Institutional Research and Analysis (IR&A)



## 2018-19 Graduate Follow-up Survey Summary of Results (2/2)

Campus: **Saskatoon**; School: **Transportation**; Program: **Agricultural Equipment Tech**; Credential: **CERT**;  
Program Type: **Con Ed - Brokered**

Number of  
Respondents: 7







## 2018-19 Graduate Follow-up Survey Summary of Results (1/2)

School: **Transportation**; Program: **Auto Body Technician**; Campus: **Regina**; Credential: **CERT**; Program Type: **Base**

Number of Respondents: 7

Class of Graduates: 2018-19  
Base/Con Ed/Brokered Base  
School: Transportation  
Program: Auto Body Technician  
Administering Campus: Regina  
Credential: CERT  
Indigenous: All

### Overall Employment

Available Workforce	# of Grads Employed	Employment Rate	# of Full-time Employed Grads	Full-time Employment Rate
7	7	100%	7	100%

### Training Related Employment

Available Workforce	# of Grads Employed	Employment Rate	# of Full-time Employed Grads	Full-time Employment Rate
7	7	100%	7	100%

### Location of Employment

Saskatoon	Regina	Moose Jaw	Prince Albert	Elsewhere in SK	Outside Sask
0%	71%	0%	0%	29%	0%

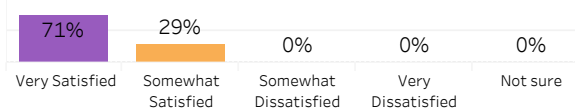
### Average Annual Salary

Overall (\$)	33,280
Full-time Training Related (\$)	33,280

### Salary by Location

	Overall (\$)	Full-time Training Related (\$)
Regina	33,627	33,627
Elsewhere in SK	32,240	32,240

### Overall Satisfaction with Program



### Satisfaction with Sask Polytech

Satisfied with the decision to attend Saskpolytech	Recommend program to others	Recommend Saskpolytech to others
100%	100%	100%

### Satisfaction with Campus Facilities & Services

■ Satisfied
 ■ Dissatisfied
 ■ Not sure

#### Campus facilities



#### Campus activities



#### Instruction delivered



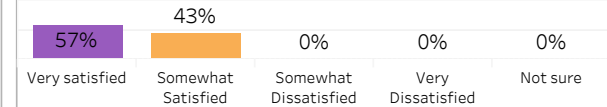
#### Student support services



#### Educational experience

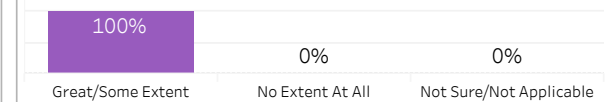


### Relevance of Program to Field of Employment

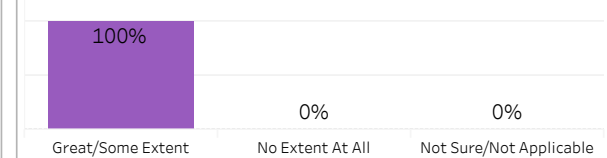


### Program Benefits

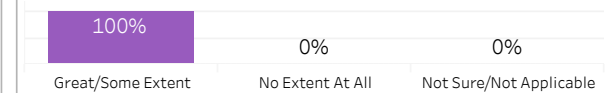
#### Skills and knowledge relevant in the workplace



#### Improved earning potential



#### Improved employment opportunities



### Location of Current Residence

Regina	Elsewhere in SK
86%	14%

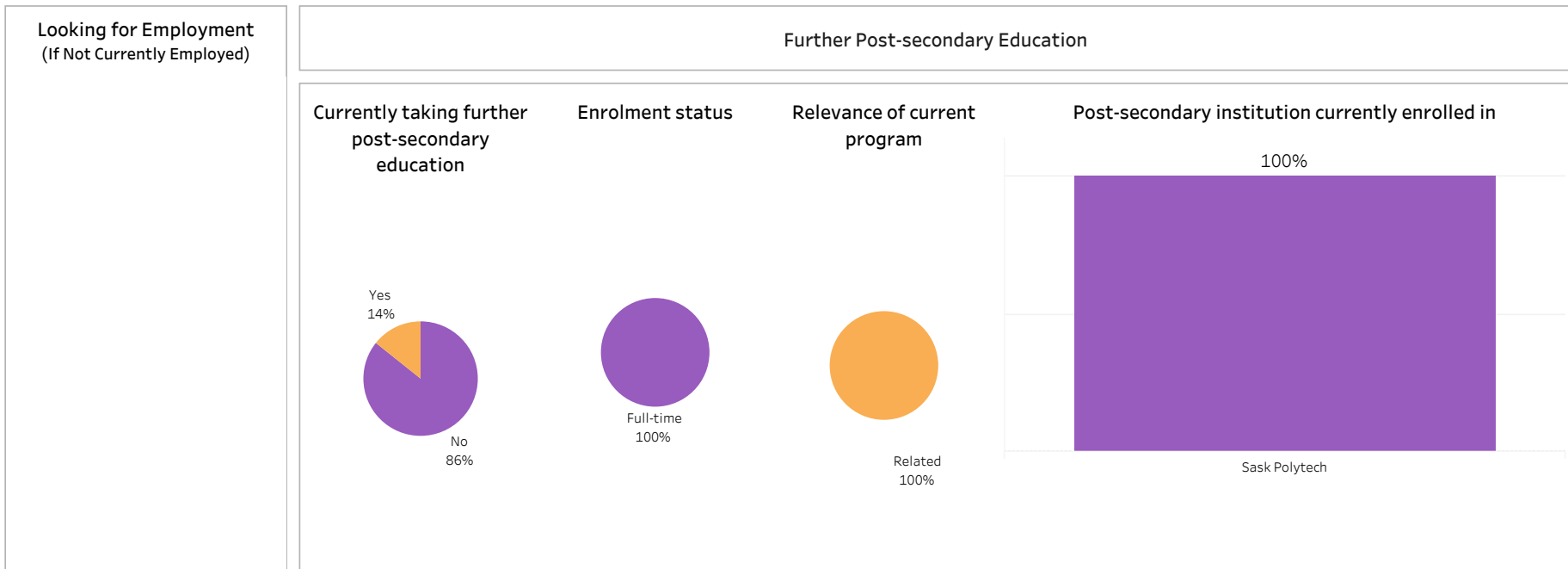
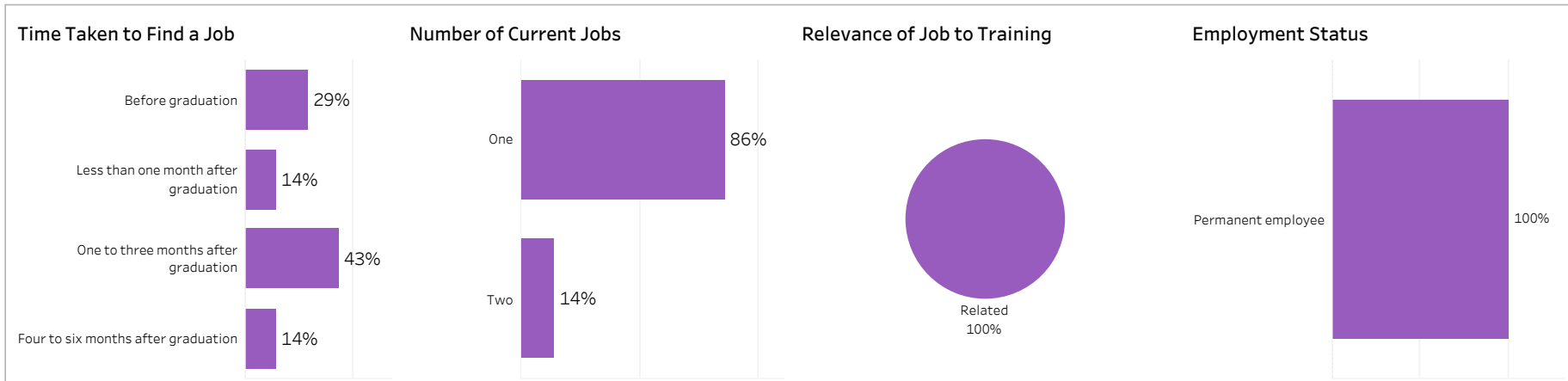
Institutional Research and Analysis (IR&A)



## 2018-19 Graduate Follow-up Survey Summary of Results (2/2)

Campus: **Regina**; School: **Transportation**; Program: **Auto Body Technician**; Credential: **CERT**; Program Type: **Base**

Number of  
Respondents: 7



Institutional Research and Analysis (IR&A)



# 2018-19 Graduate Follow-up Survey Summary of Results (1/2)

School: **Transportation**; Program: **Auto Body Technician**; Campus: **Saskatoon**; Credential: **CERT**; Program Type: **Base**

Number of Respondents: 4

Class of Graduates: 2018-19  
Base/Con Ed/Brokered Base  
School: Transportation  
Program: Auto Body Technician  
Administering Campus: Saskatoon  
Credential: CERT  
Indigenous: All

## Overall Employment

Available Workforce	# of Grads Employed	Employment Rate	# of Full-time Employed Grads	Full-time Employment Rate
4	4	100%	4	100%

## Training Related Employment

Available Workforce	# of Grads Employed	Employment Rate	# of Full-time Employed Grads	Full-time Employment Rate
4	4	100%	4	100%

## Location of Employment

Saskatoon	Regina	Moose Jaw	Prince Albert	Elsewhere in SK	Outside Sask
75%	0%	0%	0%	25%	0%

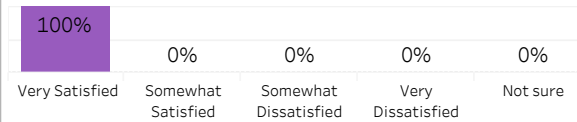
## Average Annual Salary

Overall (\$)	34,985
Full-time Training Related (\$)	34,985

## Salary by Location

	Overall (\$)	Full-time Training Related (\$)
Saskatoon	33,447	33,447
Elsewhere in SK	39,600	39,600

## Overall Satisfaction with Program



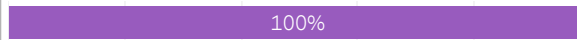
## Satisfaction with Sask Polytech

Satisfied with the decision to attend Saskpolytech	Recommend program to others	Recommend Saskpolytech to others
100%	100%	100%

## Satisfaction with Campus Facilities & Services

■ Satisfied
 ■ Dissatisfied
 ■ Not sure

### Campus facilities



### Campus activities



### Instruction delivered



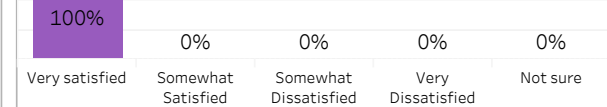
### Student support services



### Educational experience

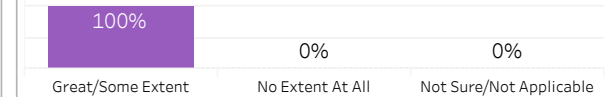


## Relevance of Program to Field of Employment

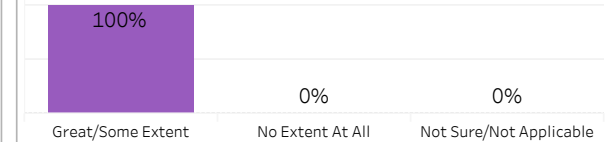


## Program Benefits

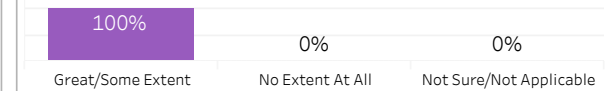
### Skills and knowledge relevant in the workplace



### Improved earning potential



### Improved employment opportunities



## Location of Current Residence

Saskatoon	Elsewhere in SK
75%	25%

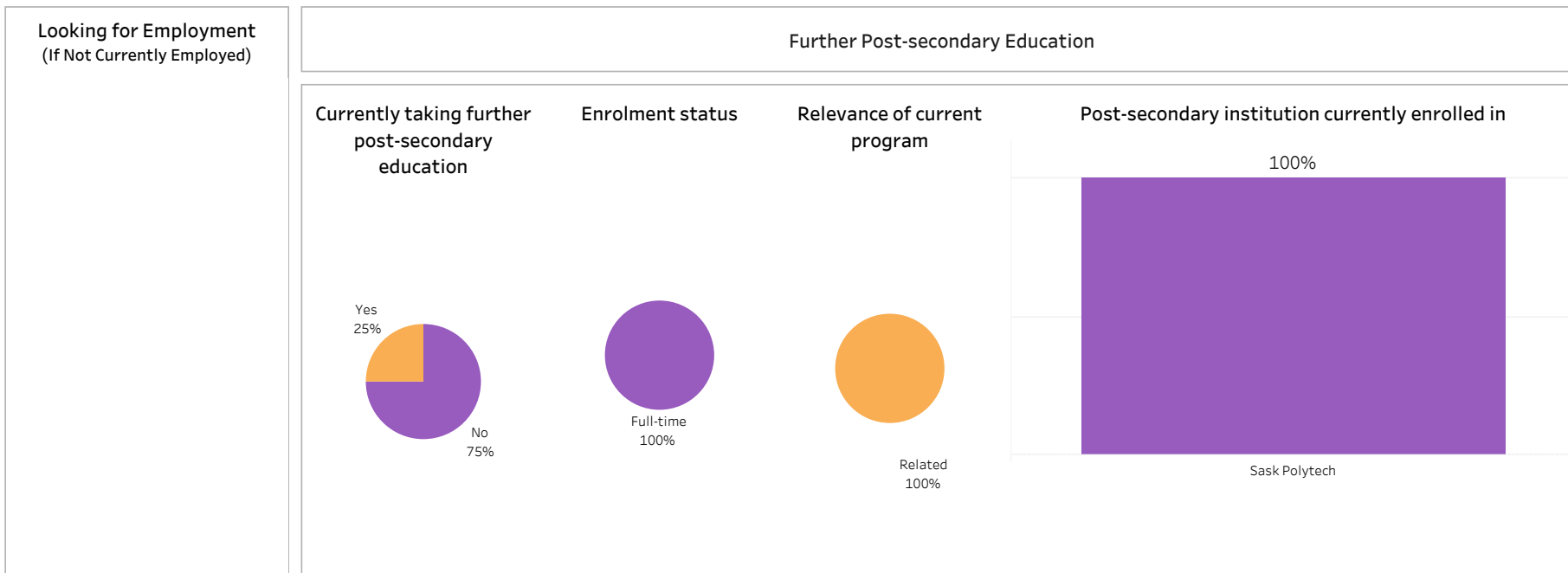
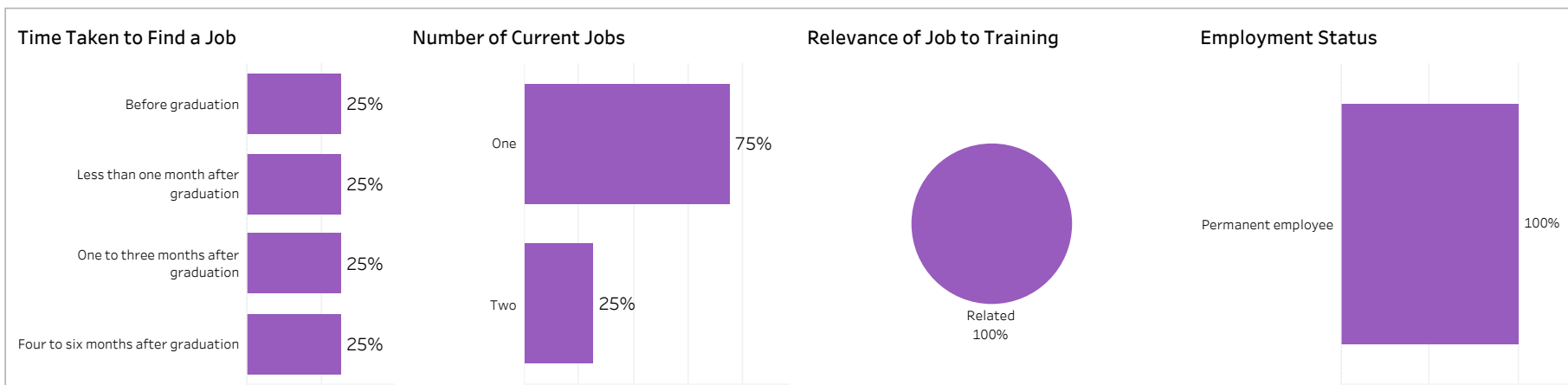
Institutional Research and Analysis (IR&A)



## 2018-19 Graduate Follow-up Survey Summary of Results (2/2)

Campus: **Saskatoon**; School: **Transportation**; Program: **Auto Body Technician**; Credential: **CERT**; Program Type: **Base**

Number of  
Respondents: 4





# 2018-19 Graduate Follow-up Survey Summary of Results (1/2)

School: **Transportation**; Program: **Automotive Service Technician**; Campus: **Moose Jaw**; Credential: **CERT**;  
Program Type: **Base**

Number of Respondents: 9

Class of Graduates: 2018-19  
Base/Con Ed/Brokered: Base  
School: Transportation  
Program: Automotive Service Tec..  
Administering Campus: Moose Jaw  
Credential: CERT  
Indigenous: All

## Overall Employment

Available Workforce	# of Grads Employed	Employment Rate	# of Full-time Employed Grads	Full-time Employment Rate
9	8	89%	8	89%

## Training Related Employment

Available Workforce	# of Grads Employed	Employment Rate	# of Full-time Employed Grads	Full-time Employment Rate
9	5	56%	5	56%

## Location of Employment

Saskatoon	Regina	Moose Jaw	Prince Albert	Elsewhere in SK	Outside Sask
0%	88%	13%	0%	0%	0%

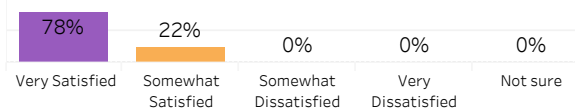
## Average Annual Salary

Overall (\$)	33,613
Full-time Training Related (\$)	32,888.0

## Salary by Location

	Overall (\$)	Full-time Training Related (\$)
Regina	36,073	32,888
Moose Jaw	18,853	

## Overall Satisfaction with Program



## Satisfaction with Sask Polytech

Satisfied with the decision to attend Saskpolytech	Recommend program to others	Recommend Saskpolytech to others
89%	100%	100%

## Satisfaction with Campus Facilities & Services

■ Satisfied ■ Dissatisfied ■ Not sure

### Campus facilities



### Campus activities



### Instruction delivered



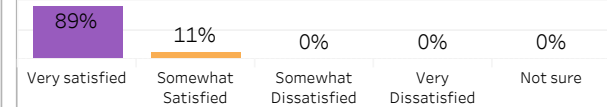
### Student support services



### Educational experience

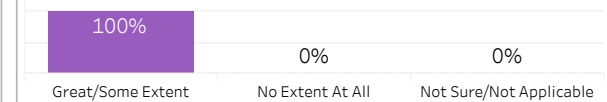


## Relevance of Program to Field of Employment

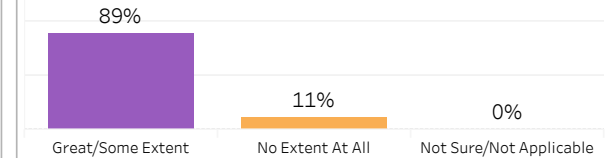


## Program Benefits

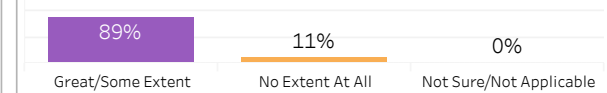
### Skills and knowledge relevant in the workplace



### Improved earning potential



### Improved employment opportunities



## Location of Current Residence

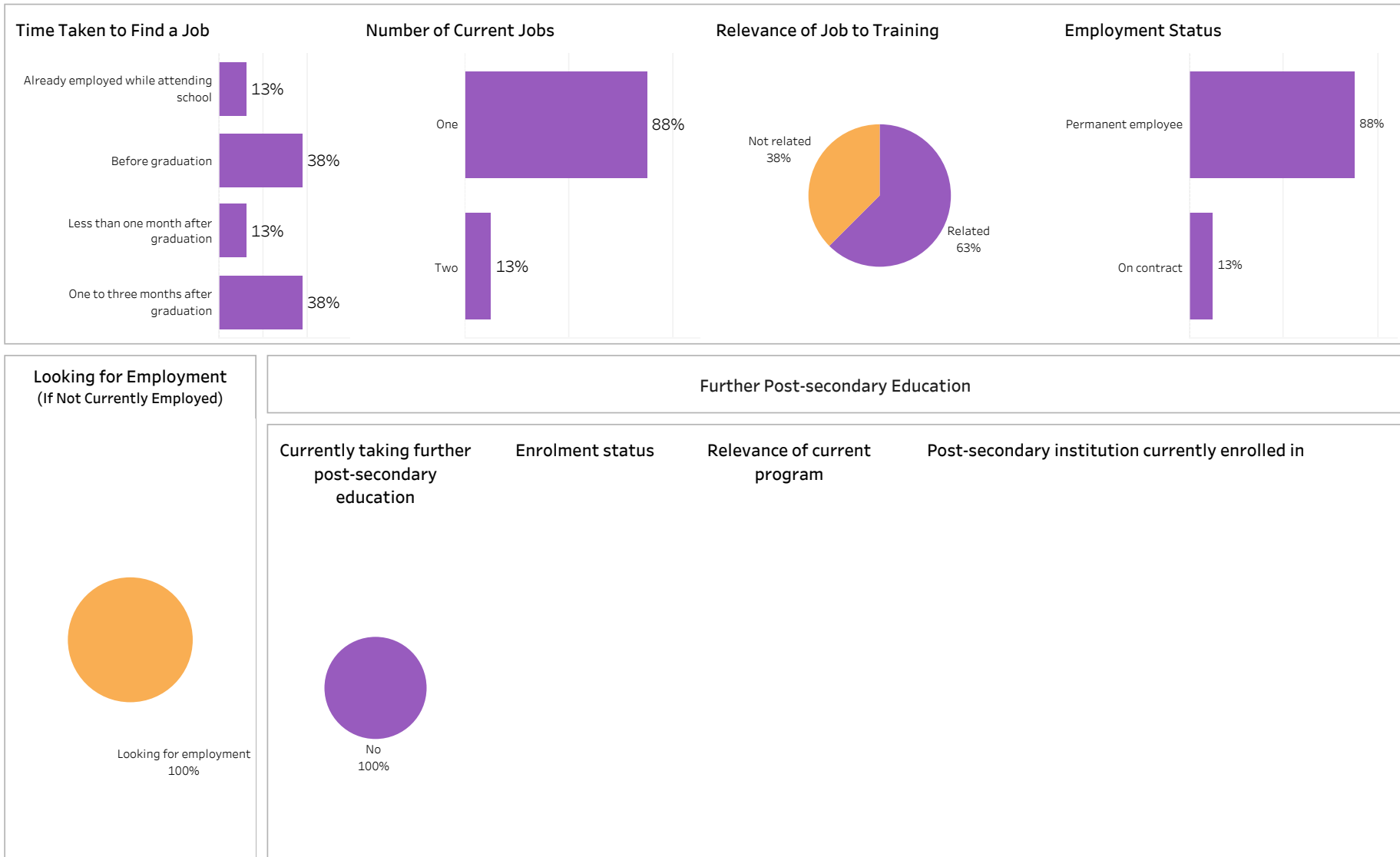
Regina	Moose Jaw	Elsewhere in SK
67%	22%	11%



## 2018-19 Graduate Follow-up Survey Summary of Results (2/2)

Campus: **Moose Jaw**; School: **Transportation**; Program: **Automotive Service Technician**; Credential: **CERT**;  
Program Type: **Base**

Number of  
Respondents: 9





## 2018-19 Graduate Follow-up Survey Summary of Results (1/2)

School: **Transportation**; Program: **Automotive Service Technician**; Campus: **Moose Jaw**; Credential: **CERT**;  
Program Type: **Con Ed - Brokered**

Number of Respondents: 4

Class of Graduates  
2018-19

Base/Con Ed/Brokered  
Con Ed - Brokered

School  
Transportation

Program  
Automotive Service Tec..

Administering Campus  
Moose Jaw

Credential  
CERT

Indigenous  
All

### Overall Employment

Available Workforce	# of Grads Employed	Employment Rate	# of Full-time Employed Grads	Full-time Employment Rate
4	4	100%	4	100%

### Training Related Employment

Available Workforce	# of Grads Employed	Employment Rate	# of Full-time Employed Grads	Full-time Employment Rate
4	2	50%	2	50%

### Location of Employment

Saskatoon	Regina	Moose Jaw	Prince Albert	Elsewhere in SK	Outside Sask
0%	0%	0%	0%	75%	25%

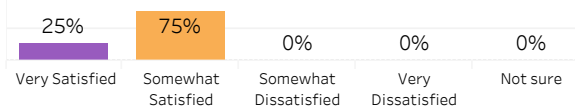
### Average Annual Salary

Overall (\$)	40,300
Full-time Training Related (\$)	40,300

### Salary by Location

	Overall (\$)	Full-time Training Related (\$)
Elsewhere in SK	40,300	40,300
Alberta		

### Overall Satisfaction with Program



### Satisfaction with Sask Polytech

Satisfied with the decision to attend Saskpolytech	Recommend program to others	Recommend Saskpolytech to others
50%	100%	100%

### Satisfaction with Campus Facilities & Services

■ Satisfied ■ Dissatisfied ■ Not sure

#### Campus facilities



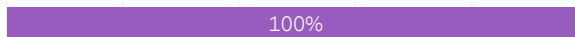
#### Campus activities



#### Instruction delivered



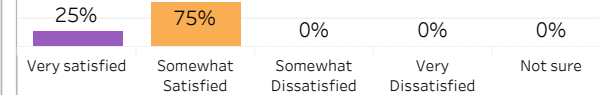
#### Student support services



#### Educational experience

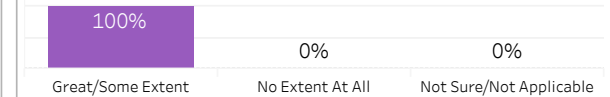


### Relevance of Program to Field of Employment

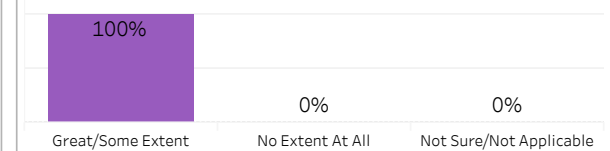


### Program Benefits

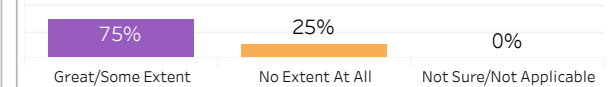
#### Skills and knowledge relevant in the workplace



#### Improved earning potential



#### Improved employment opportunities



### Location of Current Residence

Elsewhere in SK	Outside Sask
75%	25%

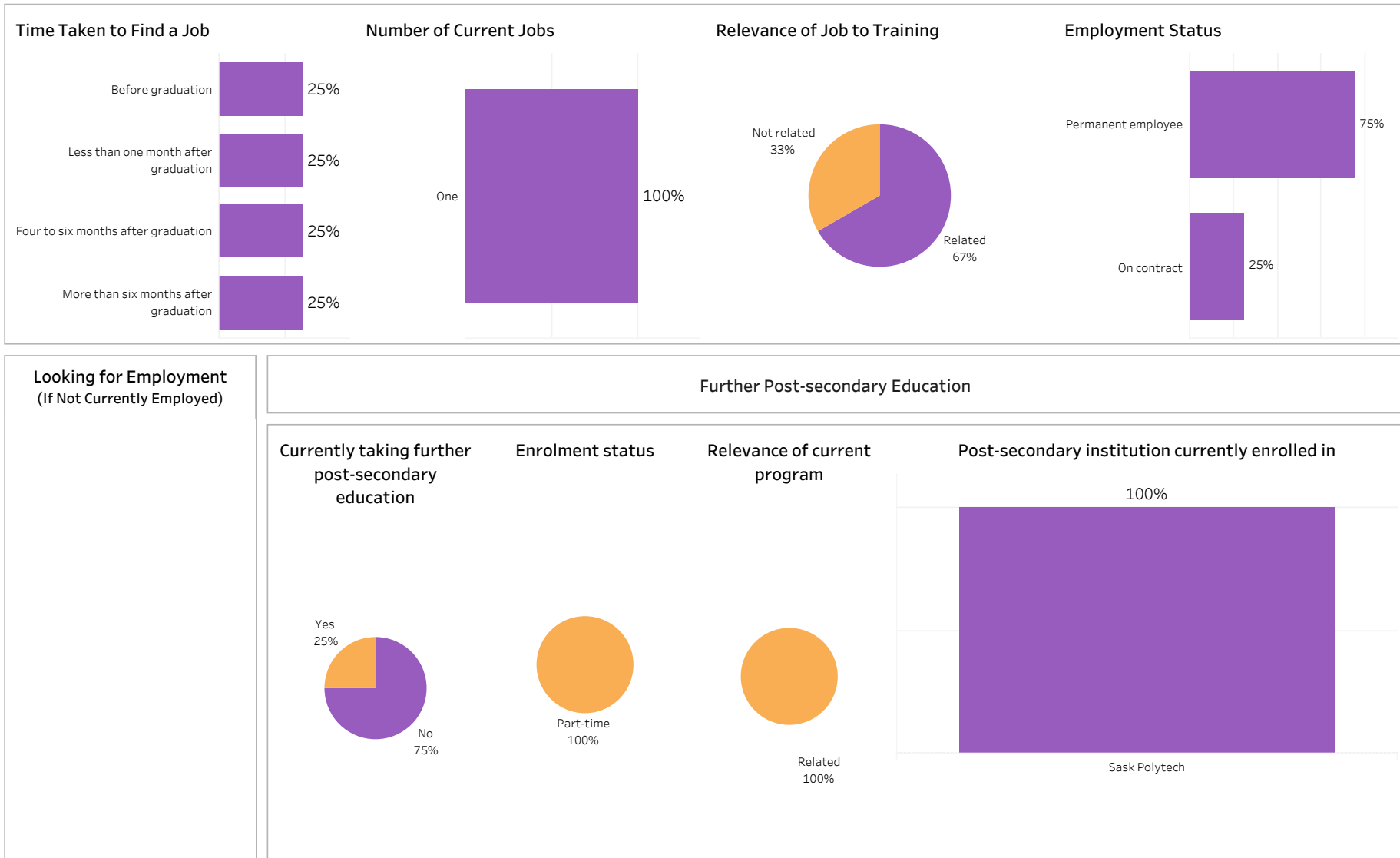
Institutional Research and Analysis (IR&A)



## 2018-19 Graduate Follow-up Survey Summary of Results (2/2)

Campus: **Moose Jaw**; School: **Transportation**; Program: **Automotive Service Technician**; Credential: **CERT**;  
Program Type: **Con Ed - Brokered**

Number of  
Respondents: 4



Institutional Research and Analysis (IR&A)





## 2018-19 Graduate Follow-up Survey Summary of Results (1/2)

School: **Transportation**; Program: **Automotive Service Technician**; Campus: **Saskatoon**; Credential: **CERT**;  
Program Type: **Base**

Number of Respondents:  
17

Class of Graduates  
2018-19

Base/Con Ed/Brokered  
Base

School  
Transportation

Program  
Automotive Service Tec..

Administering Campus  
Saskatoon

Credential  
CERT

Indigenous  
All

### Overall Employment

Available Workforce	# of Grads Employed	Employment Rate	# of Full-time Employed Grads	Full-time Employment Rate
16	14	88%	13	81%

### Training Related Employment

Available Workforce	# of Grads Employed	Employment Rate	# of Full-time Employed Grads	Full-time Employment Rate
16	12	75%	12	75%

### Location of Employment

Saskatoon	Regina	Moose Jaw	Prince Albert	Elsewhere in SK	Outside Sask
57%	7%	0%	7%	29%	0%

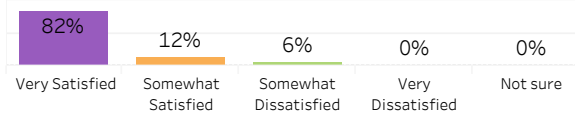
### Average Annual Salary

Overall (\$)	35,875
Full-time Training Related (\$)	40,143

### Salary by Location

	Overall (\$)	Full-time Training Related (\$)
Saskatoon	26,070	32,760
Regina		
Prince Albert		
Elsewhere in SK	45,680	45,680

### Overall Satisfaction with Program



### Satisfaction with Sask Polytech

Satisfied with the decision to attend Saskpolytech	Recommend program to others	Recommend Saskpolytech to others
94%	100%	100%

### Satisfaction with Campus Facilities & Services

■ Satisfied ■ Dissatisfied ■ Not sure

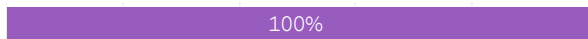
#### Campus facilities



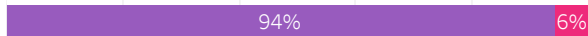
#### Campus activities



#### Instruction delivered



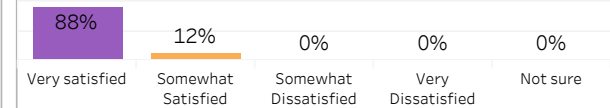
#### Student support services



#### Educational experience

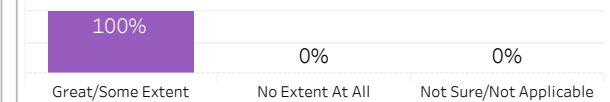


### Relevance of Program to Field of Employment

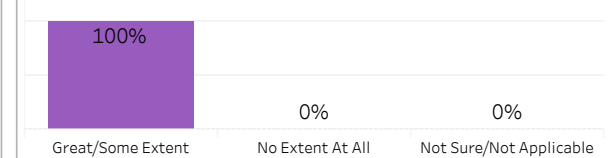


### Program Benefits

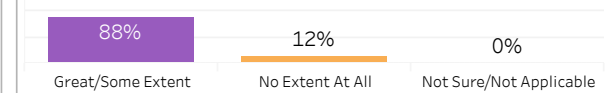
#### Skills and knowledge relevant in the workplace



#### Improved earning potential



#### Improved employment opportunities



### Location of Current Residence

Saskatoon	Regina	Prince Albert	Elsewhere in SK
71%	6%	6%	18%

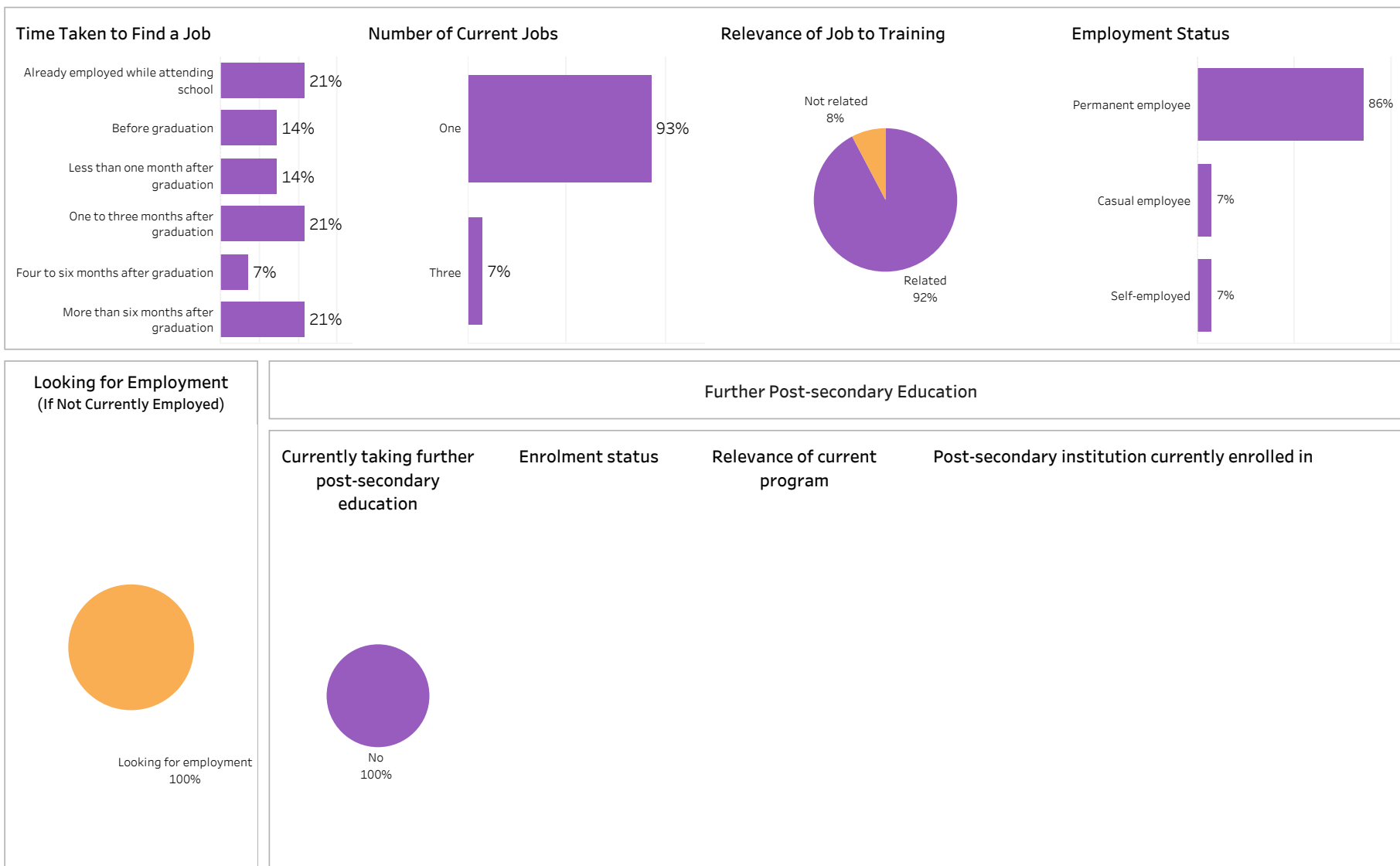
Institutional Research and Analysis (IR&A)



## 2018-19 Graduate Follow-up Survey Summary of Results (2/2)

Campus: **Saskatoon**; School: **Transportation**; Program: **Automotive Service Technician**; Credential: **CERT**;  
Program Type: **Base**

Number of  
Respondents: 17





## 2018-19 Graduate Follow-up Survey Summary of Results (1/2)

School: **Transportation**; Program: **Commercial Pilot**; Campus: **Saskatoon**; Credential: **DIP**; Program Type: **Base**

Number of Respondents: 7

Class of Graduates  
2018-19

Base/Con Ed/Brokered  
Base

School  
Transportation

Program  
Commercial Pilot

Administering Campus  
Saskatoon

Credential  
DIP

Indigenous  
All

### Overall Employment

Available Workforce	# of Grads Employed	Employment Rate	# of Full-time Employed Grads	Full-time Employment Rate
7	7	100%	5	71%

### Training Related Employment

Available Workforce	# of Grads Employed	Employment Rate	# of Full-time Employed Grads	Full-time Employment Rate
7	6	86%	4	57%

### Location of Employment

Saskatoon	Regina	Moose Jaw	Prince Albert	Elsewhere in SK	Outside Sask
43%	0%	0%	0%	43%	14%

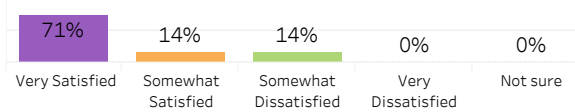
### Average Annual Salary

Overall (\$)	38,454
Full-time Training Related (\$)	44,320

### Salary by Location

	Overall (\$)	Full-time Training Related (\$)
Saskatoon	28,233	28,800
Elsewhere in SK	49,493	49,493
Alberta	36,000	

### Overall Satisfaction with Program



### Satisfaction with Sask Polytech

Satisfied with the decision to attend Saskpolytech	Recommend program to others	Recommend Saskpolytech to others
71%	86%	86%

### Satisfaction with Campus Facilities & Services

■ Satisfied
 ■ Dissatisfied
 ■ Not sure

#### Campus facilities



#### Campus activities



#### Instruction delivered



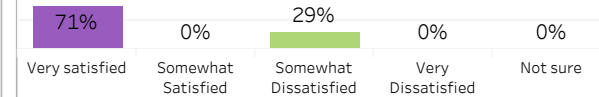
#### Student support services



#### Educational experience

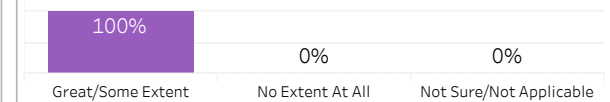


### Relevance of Program to Field of Employment

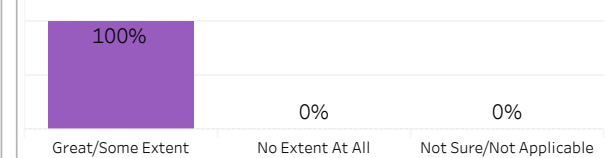


### Program Benefits

#### Skills and knowledge relevant in the workplace



#### Improved earning potential



#### Improved employment opportunities



### Location of Current Residence

Saskatoon	Elsewhere in SK
71%	29%

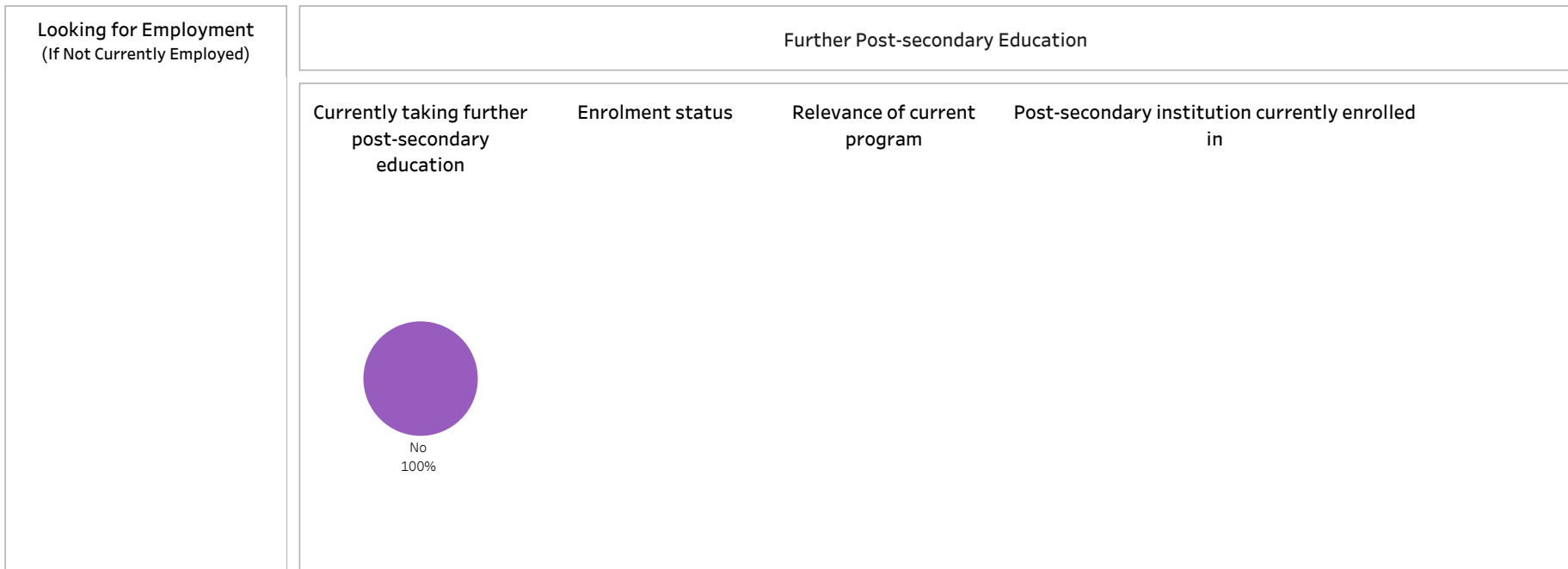
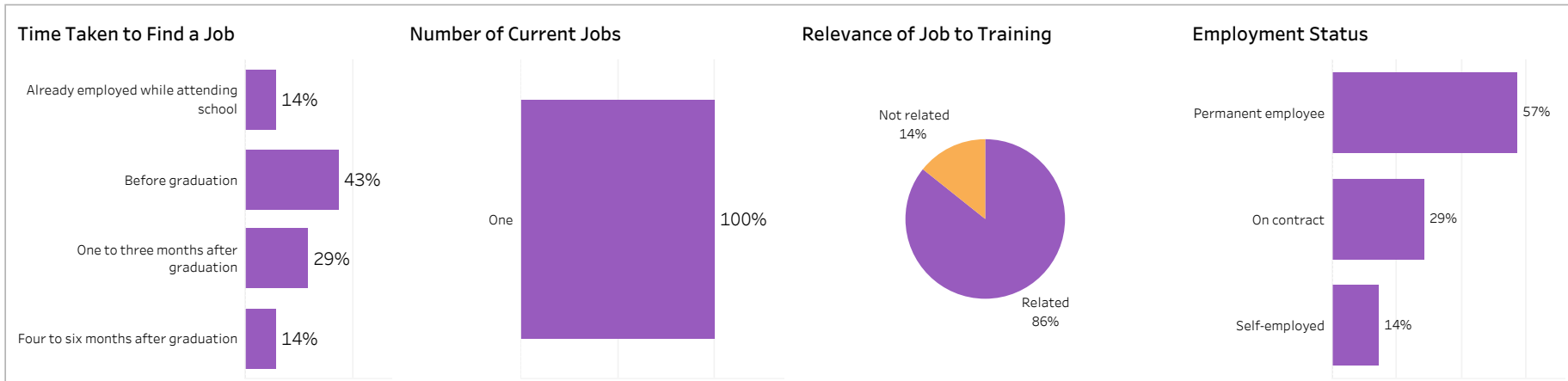
Institutional Research and Analysis (IR&A)



## 2018-19 Graduate Follow-up Survey Summary of Results (2/2)

Campus: **Saskatoon**; School: **Transportation**; Program: **Commercial Pilot**; Credential: **DIP**; Program Type: **Base**

Number of  
Respondents: 7





## 2018-19 Graduate Follow-up Survey Summary of Results (1/2)

School: **Transportation**; Program: **Heavy Equip/Truck & Transport**; Campus: **Saskatoon**; Credential: **APCERT**; Program Type: **Con Ed - Sask Polytech Delivered**

Number of Respondents: 5

Class of Graduates  
2018-19

Base/Con Ed/Brokered  
Con Ed - Sask Polytech D..

School  
Transportation

Program  
Heavy Equip/Truck & Tr..

Administering Campus  
Saskatoon

Credential  
APCERT

Indigenous  
All

### Overall Employment

Available Workforce	# of Grads Employed	Employment Rate	# of Full-time Employed Grads	Full-time Employment Rate
5	4	80%	4	80%

### Training Related Employment

Available Workforce	# of Grads Employed	Employment Rate	# of Full-time Employed Grads	Full-time Employment Rate
5	3	60%	3	60%

### Location of Employment

Saskatoon	Regina	Moose Jaw	Prince Albert	Elsewhere in SK	Outside Sask
75%	0%	0%	0%	25%	0%

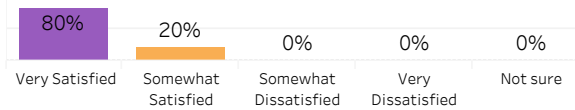
### Average Annual Salary

Overall (\$)	35,100
Full-time Training Related (\$)	35,100

### Salary by Location

	Overall (\$)	Full-time Training Related (\$)
Saskatoon	35,100	35,100
Elsewhere in SK		

### Overall Satisfaction with Program



### Satisfaction with Sask Polytech

Satisfied with the decision to attend Saskpolytech	Recommend program to others	Recommend Saskpolytech to others
100%	100%	100%

### Satisfaction with Campus Facilities & Services

■ Satisfied
 ■ Dissatisfied
 ■ Not sure

#### Campus facilities



#### Campus activities



#### Instruction delivered



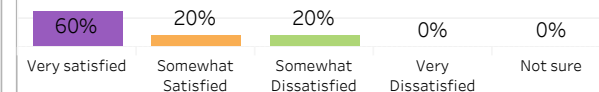
#### Student support services



#### Educational experience

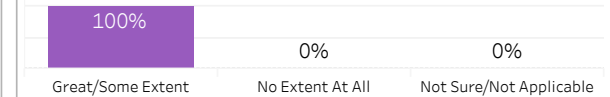


### Relevance of Program to Field of Employment

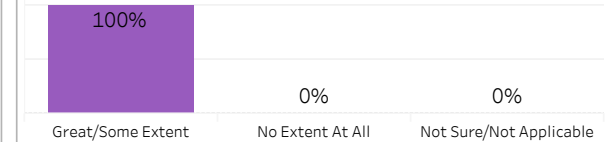


### Program Benefits

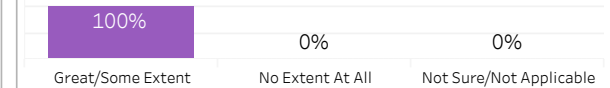
#### Skills and knowledge relevant in the workplace



#### Improved earning potential



#### Improved employment opportunities



### Location of Current Residence

Saskatoon	Elsewhere in SK
80%	20%

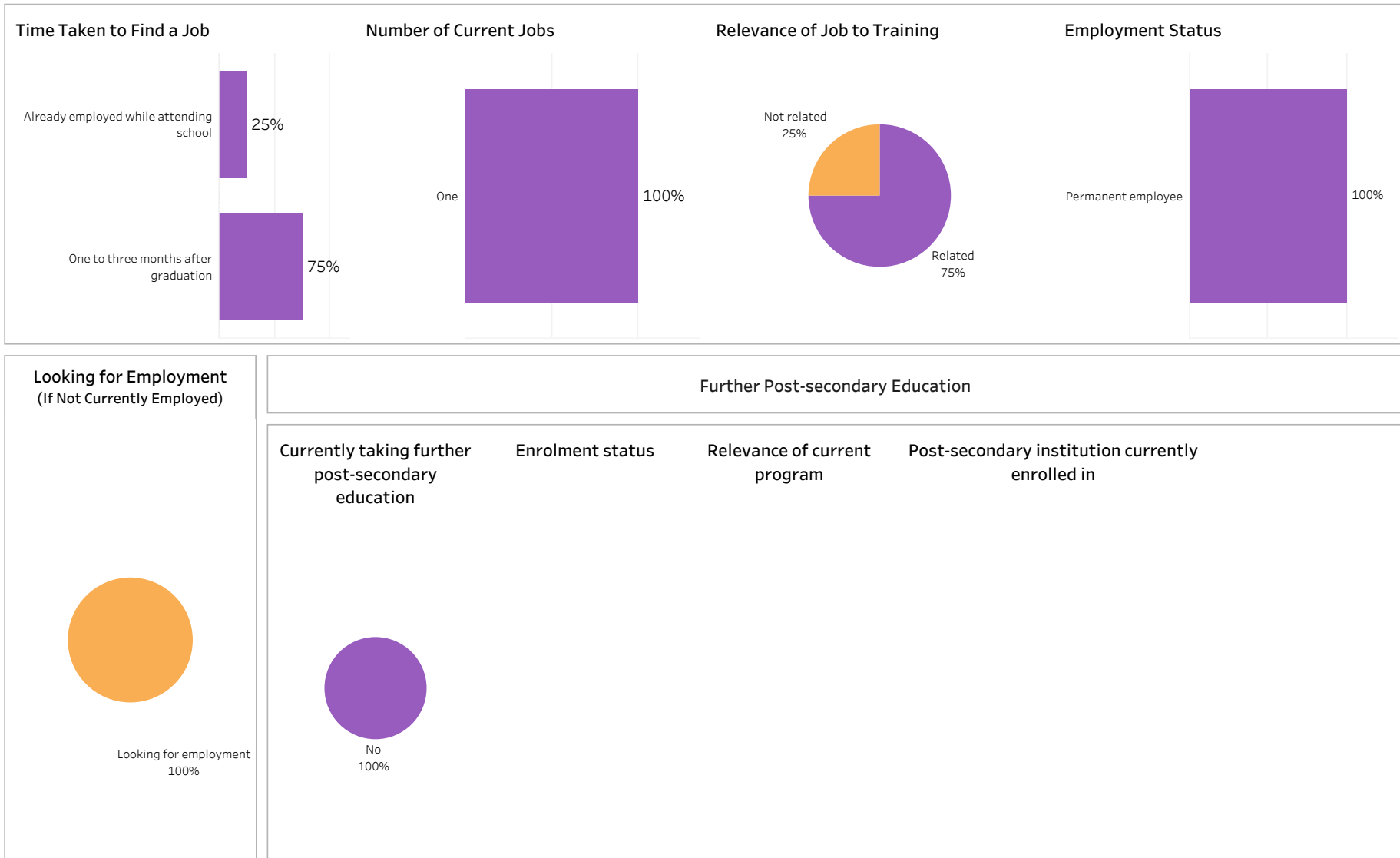
Institutional Research and Analysis (IR&A)



## 2018-19 Graduate Follow-up Survey Summary of Results (2/2)

Campus: **Saskatoon**; School: **Transportation**; Program: **Heavy Equip/Truck & Transport**; Credential: **APCERT**; Program Type: **Con Ed - Sask Polytech Delivered**

Number of  
Respondents: 5





## 2018-19 Graduate Follow-up Survey Summary of Results (1/2)

School: **Transportation**; Program: **Heavy Equip/Truck & Transport**; Campus: **Saskatoon**; Credential: **CERT**;  
Program Type: **Base**

Number of Respondents:  
35

Class of Graduates  
2018-19

Base/Con Ed/Brokered  
Base

School  
Transportation

Program  
Heavy Equip/Truck & Tr..

Administering Campus  
Saskatoon

Credential  
CERT

Indigenous  
All

### Overall Employment

Available Workforce	# of Grads Employed	Employment Rate	# of Full-time Employed Grads	Full-time Employment Rate
31	29	94%	27	87%

### Training Related Employment

Available Workforce	# of Grads Employed	Employment Rate	# of Full-time Employed Grads	Full-time Employment Rate
31	20	65%	19	61%

### Location of Employment

Saskatoon	Regina	Moose Jaw	Prince Albert	Elsewhere in SK	Outside Sask
48%	21%	0%	3%	14%	14%

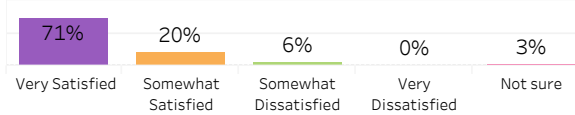
### Average Annual Salary

Overall (\$)	47,764
Full-time Training Related (\$)	53,480

### Salary by Location

	Overall (\$)	Full-time Training Related (\$)
Saskatoon	39,086	45,137
Regina	44,587	44,587
Prince Albert	45,760	45,760
Elsewhere in SK	35,360	35,360
Alberta	118,000	118,000
Elsewhere in Canada		

### Overall Satisfaction with Program



### Satisfaction with Sask Polytech

Satisfied with the decision to attend Saskpolytech	Recommend program to others	Recommend Saskpolytech to others
97%	94%	97%

### Satisfaction with Campus Facilities & Services

■ Satisfied ■ Dissatisfied ■ Not sure

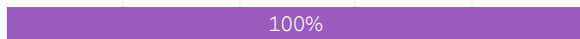
#### Campus facilities



#### Campus activities



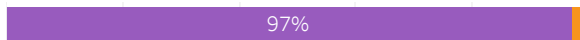
#### Instruction delivered



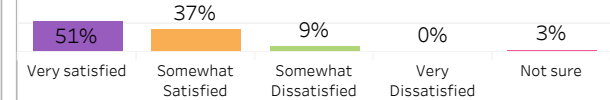
#### Student support services



#### Educational experience

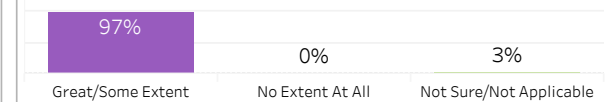


### Relevance of Program to Field of Employment

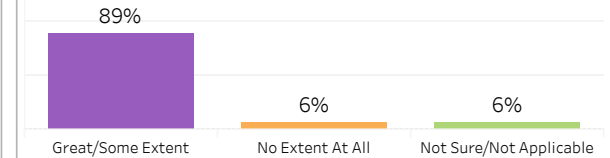


### Program Benefits

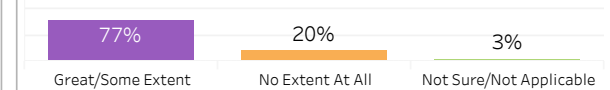
#### Skills and knowledge relevant in the workplace



#### Improved earning potential



#### Improved employment opportunities



### Location of Current Residence

Saskatoon	Regina	Prince Albert	Elsewhere in SK
66%	9%	3%	23%

Institutional Research and Analysis (IR&A)



## 2018-19 Graduate Follow-up Survey Summary of Results (2/2)

Campus: **Saskatoon**; School: **Transportation**; Program: **Heavy Equip/Truck & Transport**; Credential: **CERT**;  
Program Type: **Base**

Number of  
Respondents: 35



Institutional Research and Analysis (IR&A)





# 2018-19 Graduate Follow-up Survey Summary of Results (1/2)

School: **Transportation**; Program: **Heavy Equip/Truck & Transport**; Campus: **Saskatoon**; Credential: **CERT**;  
Program Type: **Con Ed - Sask Polytech Delivered**

Number of Respondents: 4

Class of Graduates: 2018-19  
Base/Con Ed/Brokered: Con Ed - Sask Polytech D..  
School: Transportation  
Program: Heavy Equip/Truck & Tr..  
Administering Campus: Saskatoon  
Credential: CERT  
Indigenous: All

## Overall Employment

Available Workforce	# of Grads Employed	Employment Rate	# of Full-time Employed Grads	Full-time Employment Rate
3	2	67%	2	67%

## Training Related Employment

Available Workforce	# of Grads Employed	Employment Rate	# of Full-time Employed Grads	Full-time Employment Rate
3	2	67%	2	67%

## Location of Employment

Saskatoon	Regina	Moose Jaw	Prince Albert	Elsewhere in SK	Outside Sask
0%	50%	0%	0%	50%	0%

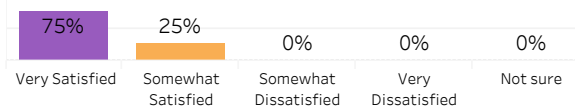
## Average Annual Salary

Overall (\$)	73,528
Full-time Training Related (\$)	73,528

## Salary by Location

	Overall (\$)	Full-time Training Related (\$)
Regina	69,056	69,056
Elsewhere in SK	78,000	78,000

## Overall Satisfaction with Program



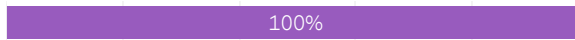
## Satisfaction with Sask Polytech

Satisfied with the decision to attend Saskpolytech	Recommend program to others	Recommend Saskpolytech to others
100%	100%	100%

## Satisfaction with Campus Facilities & Services

■ Satisfied
 ■ Dissatisfied
 ■ Not sure

### Campus facilities



### Campus activities



### Instruction delivered



### Student support services



### Educational experience

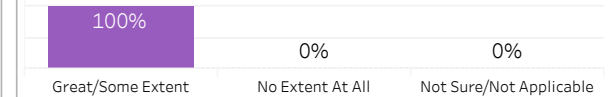


## Relevance of Program to Field of Employment

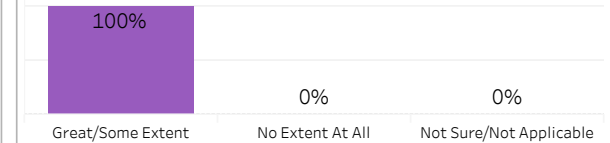


## Program Benefits

### Skills and knowledge relevant in the workplace



### Improved earning potential



### Improved employment opportunities



## Location of Current Residence

Saskatoon	Regina	Prince Albert	Outside Sask
25%	25%	25%	25%

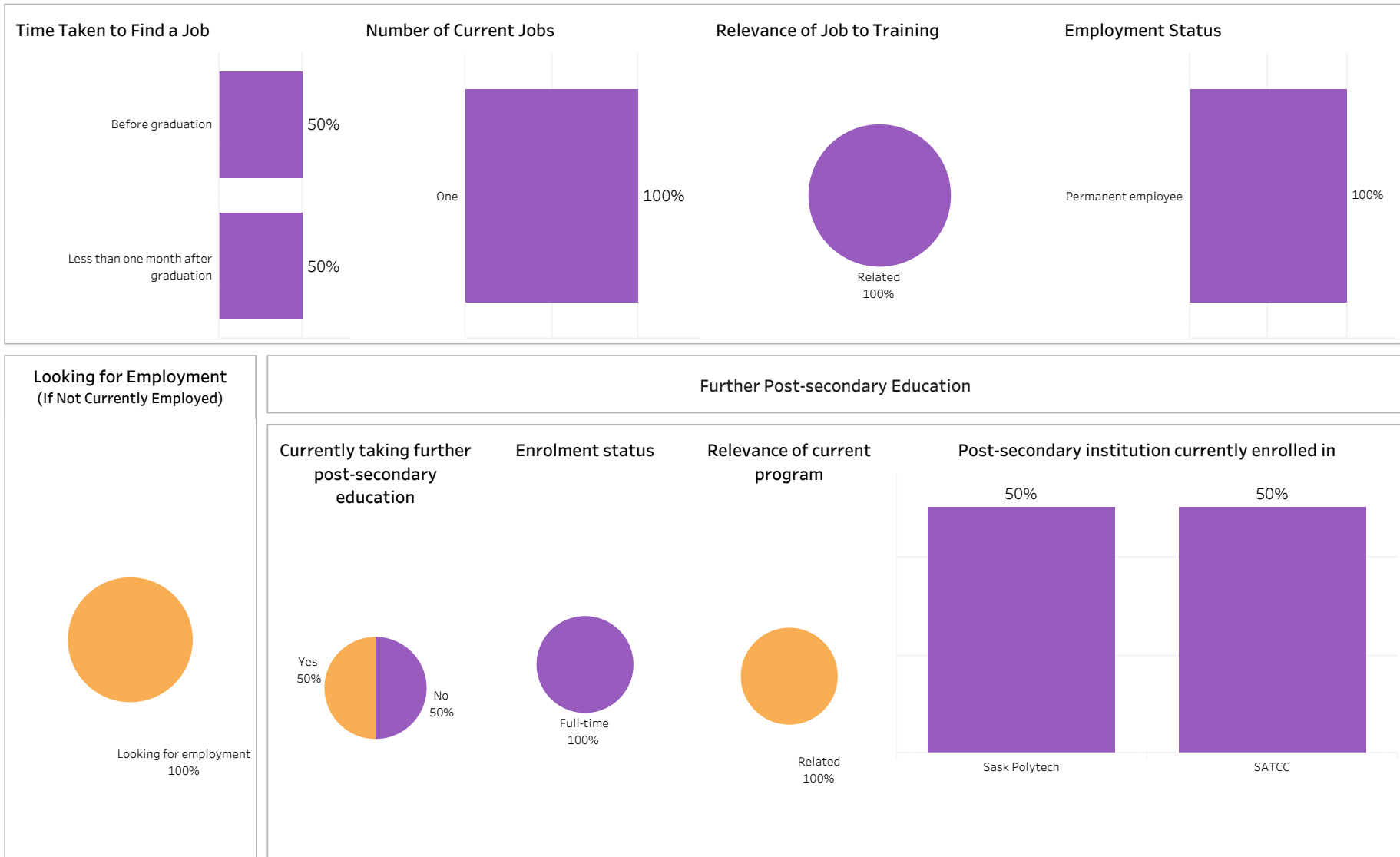
Institutional Research and Analysis (IR&A)



## 2018-19 Graduate Follow-up Survey Summary of Results (2/2)

Campus: **Saskatoon**; School: **Transportation**; Program: **Heavy Equip/Truck & Transport**; Credential: **CERT**;  
Program Type: **Con Ed - Sask Polytech Delivered**

Number of  
Respondents: 4



Institutional Research and Analysis (IR&A)



## 2018-19 Graduate Follow-up Survey Summary of Results (1/2)

School: **Transportation**; Program: **Heavy Equip/Truck & Transport**; Campus: **Saskatoon**; Credential: **CERT**;  
Program Type: **Con Ed - Brokered**

Number of Respondents: 2

Class of Graduates  
2018-19

Base/Con Ed/Brokered  
Con Ed - Brokered

School  
Transportation

Program  
Heavy Equip/Truck & Tr..

Administering Campus  
Saskatoon

Credential  
CERT

Indigenous  
All

### Overall Employment

Available Workforce	# of Grads Employed	Employment Rate	# of Full-time Employed Grads	Full-time Employment Rate
2	2	100%	2	100%

### Training Related Employment

Available Workforce	# of Grads Employed	Employment Rate	# of Full-time Employed Grads	Full-time Employment Rate
2	1	50%	1	50%

### Location of Employment

Saskatoon	Regina	Moose Jaw	Prince Albert	Elsewhere in SK	Outside Sask
0%	0%	0%	0%	100%	0%

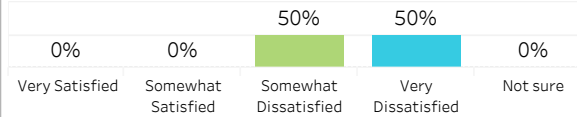
### Average Annual Salary

Overall (\$)	32,760
Full-time Training Related (\$)	39,520

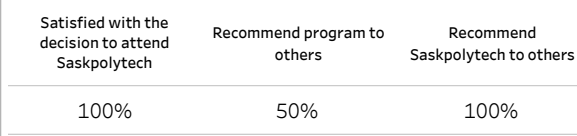
### Salary by Location

	Overall (\$)	Full-time Training Related (\$)
Elsewhere in SK	32,760	39,520

### Overall Satisfaction with Program



### Satisfaction with Sask Polytech



### Satisfaction with Campus Facilities & Services

Legend: Satisfied (Purple), Dissatisfied (Orange), Not sure (Pink)

#### Campus facilities



#### Campus activities



#### Instruction delivered



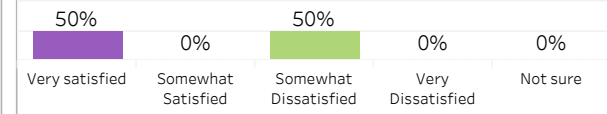
#### Student support services



#### Educational experience

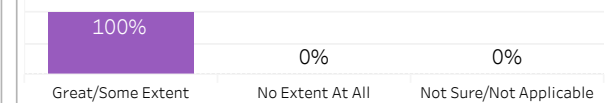


### Relevance of Program to Field of Employment

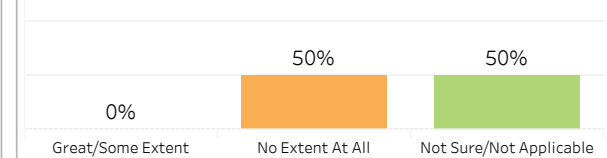


### Program Benefits

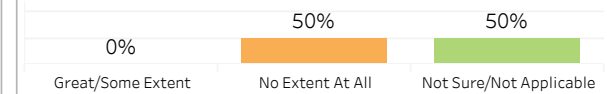
#### Skills and knowledge relevant in the workplace



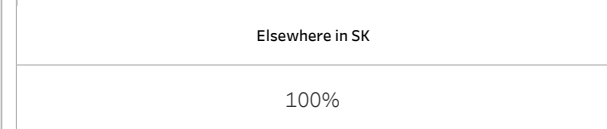
#### Improved earning potential



#### Improved employment opportunities



### Location of Current Residence



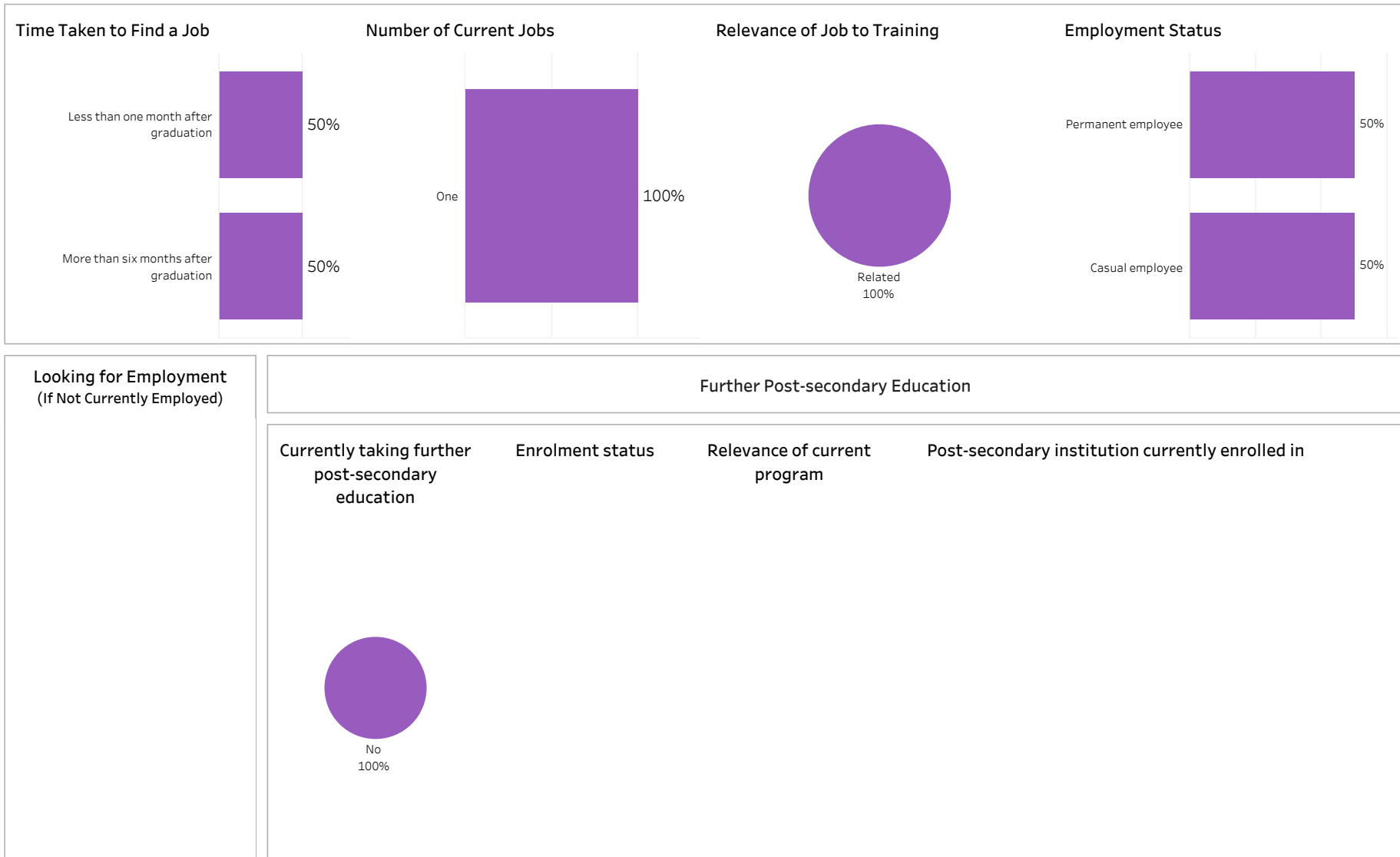
Institutional Research and Analysis (IR&A)



## 2018-19 Graduate Follow-up Survey Summary of Results (2/2)

Campus: **Saskatoon**; School: **Transportation**; Program: **Heavy Equip/Truck & Transport**; Credential: **CERT**;  
Program Type: **Con Ed - Brokered**

Number of  
Respondents: 2





## 2018-19 Graduate Follow-up Survey Summary of Results (1/2)

School: **Transportation**; Program: **Parts Management Technician**; Campus: **Saskatoon**; Credential: **CERT**;  
Program Type: **Base**

Number of Respondents:  
17

Class of Graduates: 2018-19  
Base/Con Ed/Brokered Base  
School: Transportation  
Program: Parts Management Tec..  
Administering Campus: Saskatoon  
Credential: CERT  
Indigenous: All

### Overall Employment

Available Workforce	# of Grads Employed	Employment Rate	# of Full-time Employed Grads	Full-time Employment Rate
14	12	86%	10	71%

### Training Related Employment

Available Workforce	# of Grads Employed	Employment Rate	# of Full-time Employed Grads	Full-time Employment Rate
14	9	64%	9	64%

### Location of Employment

Saskatoon	Regina	Moose Jaw	Prince Albert	Elsewhere in SK	Outside Sask
50%	0%	0%	0%	42%	8%

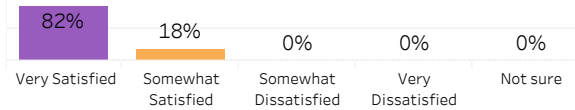
### Average Annual Salary

Overall (\$)	41,847
Full-time Training Related (\$)	39,578

### Salary by Location

	Overall (\$)	Full-time Training Related (\$)
Saskatoon	40,924	40,924
Elsewhere in SK	47,733	41,600
Alberta	28,800	28,800

### Overall Satisfaction with Program



### Satisfaction with Sask Polytech

Satisfied with the decision to attend Saskpolytech	Recommend program to others	Recommend Saskpolytech to others
100%	100%	100%

### Satisfaction with Campus Facilities & Services

■ Satisfied ■ Dissatisfied ■ Not sure

#### Campus facilities



#### Campus activities



#### Instruction delivered



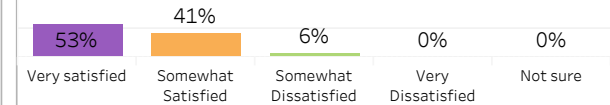
#### Student support services



#### Educational experience

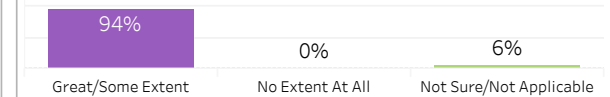


### Relevance of Program to Field of Employment

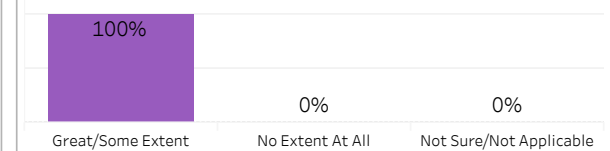


### Program Benefits

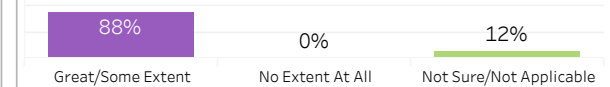
#### Skills and knowledge relevant in the workplace



#### Improved earning potential



#### Improved employment opportunities



### Location of Current Residence

Saskatoon	Regina	Prince Albert	Elsewhere in SK	Outside Sask
53%	12%	6%	24%	6%

Institutional Research and Analysis (IR&A)

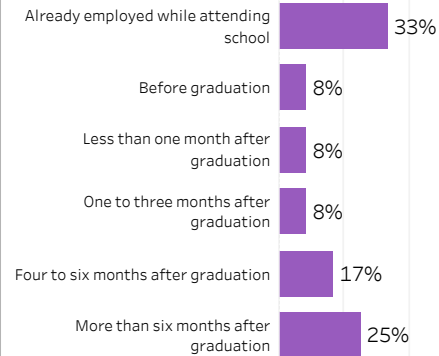


## 2018-19 Graduate Follow-up Survey Summary of Results (2/2)

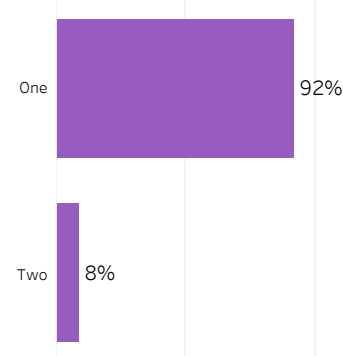
Campus: **Saskatoon**; School: **Transportation**; Program: **Parts Management Technician**; Credential: **CERT**;  
Program Type: **Base**

Number of  
Respondents: 17

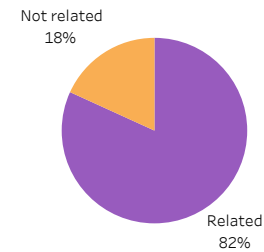
### Time Taken to Find a Job



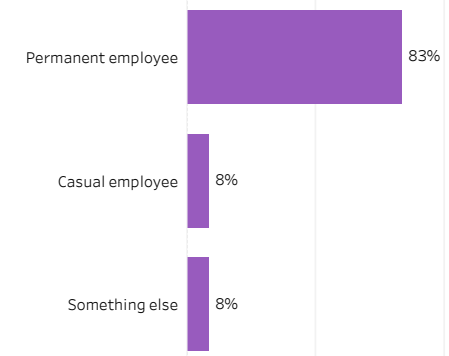
### Number of Current Jobs



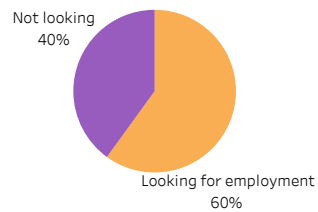
### Relevance of Job to Training



### Employment Status

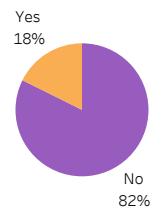


### Looking for Employment (If Not Currently Employed)



### Further Post-secondary Education


#### Currently taking further post-secondary education



#### Enrolment status



#### Relevance of current program



#### Post-secondary institution currently enrolled in

