



2017-18 Student Engagement Survey Results

Institutional Research and Analysis

Introduction

In 2016-17, Institutional Research and Analysis (IR&A) conducted a comprehensive review of the Student Satisfaction Survey to refocus the survey on the student experience. The review resulted in the development of a new **Student Engagement Survey** and process modernizations to support more efficient and effective practices for data collection and analysis. IR&A deployed the new survey in the 2017-18 academic year.

The survey was conducted between December 2017 and July 2018. Of the 5,061 students in 2017-18, 2,082 completed the survey, resulting in a response rate of 41%.

Students were asked to rate their overall satisfaction, admission, orientation, academic experiences, quality of instruction, campus facilities and interactions with people/groups of people.

Data Limitation

At institution level, the results from this survey are very reliable with a margin of error of +/- 1.65% at 95% confidence level. However, results at program level may not be statistically reliable due to small sample size. Caution is needed when interpreting the results.



2017-18 Student Engagement Survey

Introduction

In 2016-17, Institutional Research and Analysis (IR&A) conducted a comprehensive review of the Student Satisfaction Survey to refocus the survey on the student experience. The review resulted in the development of a new Student Engagement Survey and process modernizations to support more efficient and effective practices for data collection and analysis. IR&A deployed the new survey in the 2017-18 academic year.

The survey was conducted between December 2017 and July 2018. Of the 5,061 students in 2017-18, 2,082 completed the survey, resulting in a response rate of 41%.

Students were asked to rate their overall satisfaction, admission, orientation, academic experiences, quality of instruction, campus facilities and interactions with people/groups of people.

Data Limitation

At institution level, the results from this survey are very reliable with a margin of error of +/- 1.65% at 95% confidence level. However, results at program level may not be statistically reliable due to small sample size. Caution is needed when interpreting the results.

How to Use This Workbook

To view the findings of the survey for a particular program, select program, campus, Base/Con Ed and credentials from the filters below.

Base/Con Ed/Brokered Parameter
Base-Con Ed

Administering Campus Filter
All Campuses

School Filter
All Schools

Program Filter
All Programs

Credential Parameter
All Credentials



2017-18 Student Engagement Survey

Page 1/4

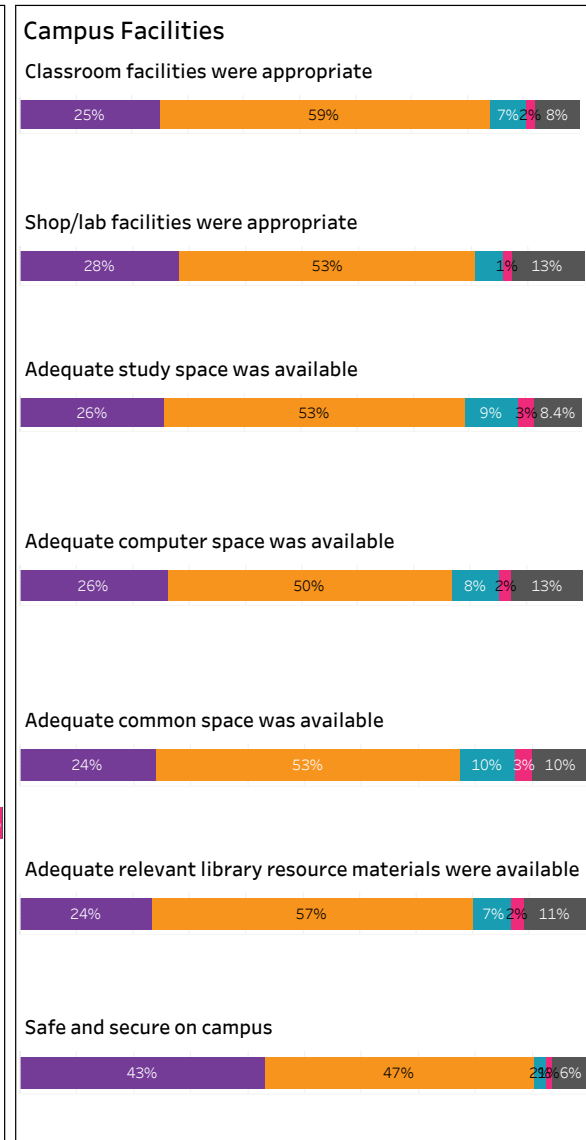
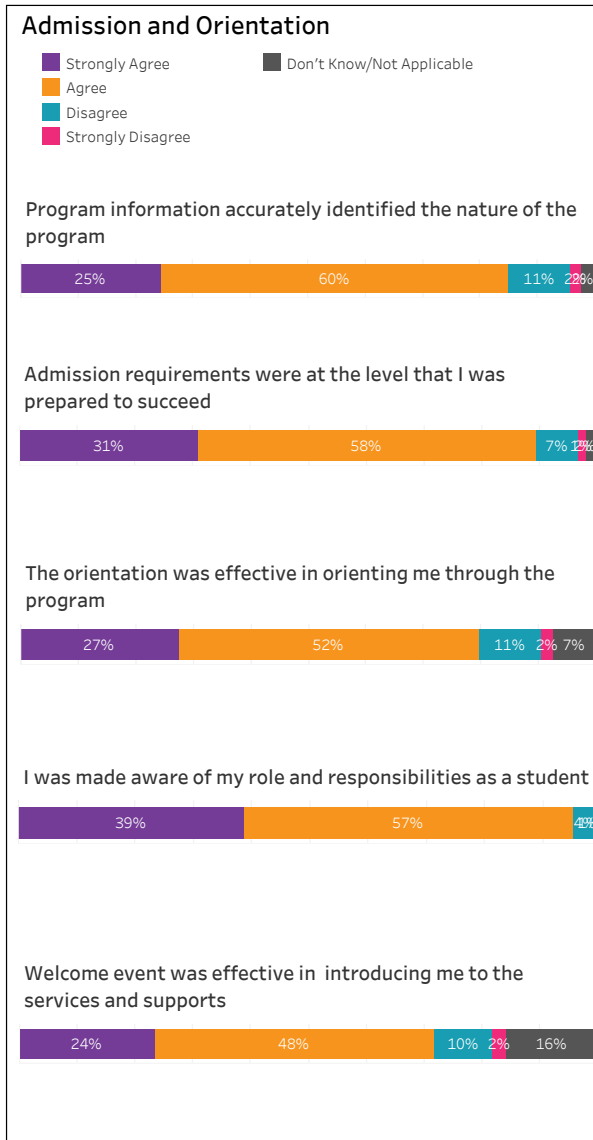
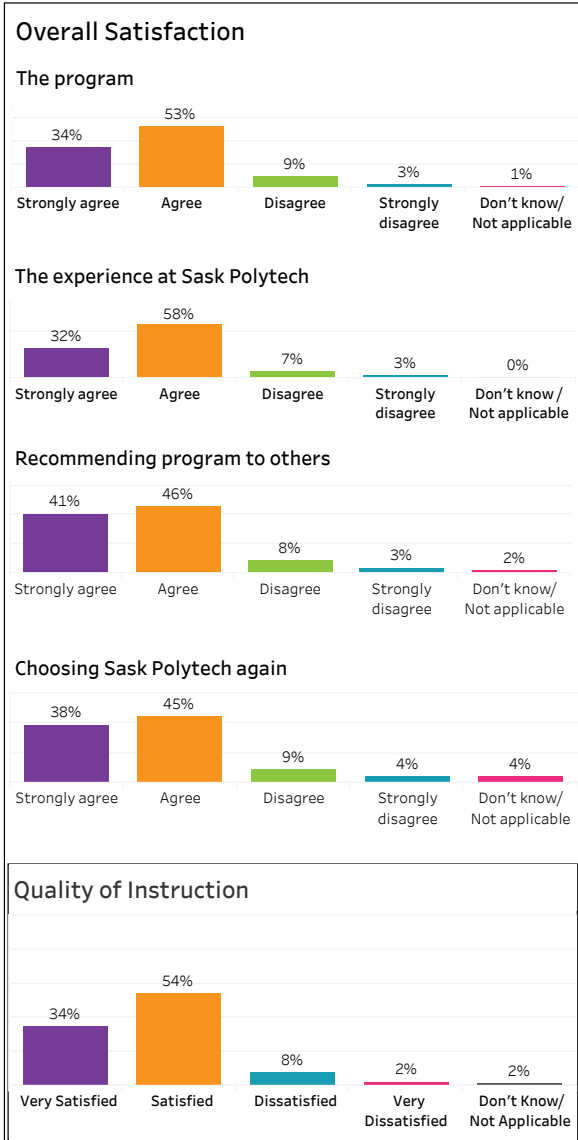
School: All Schools

Program: All Programs

Campus: All Campuses

Credential: All Credentials

Number of Respondents 2,082



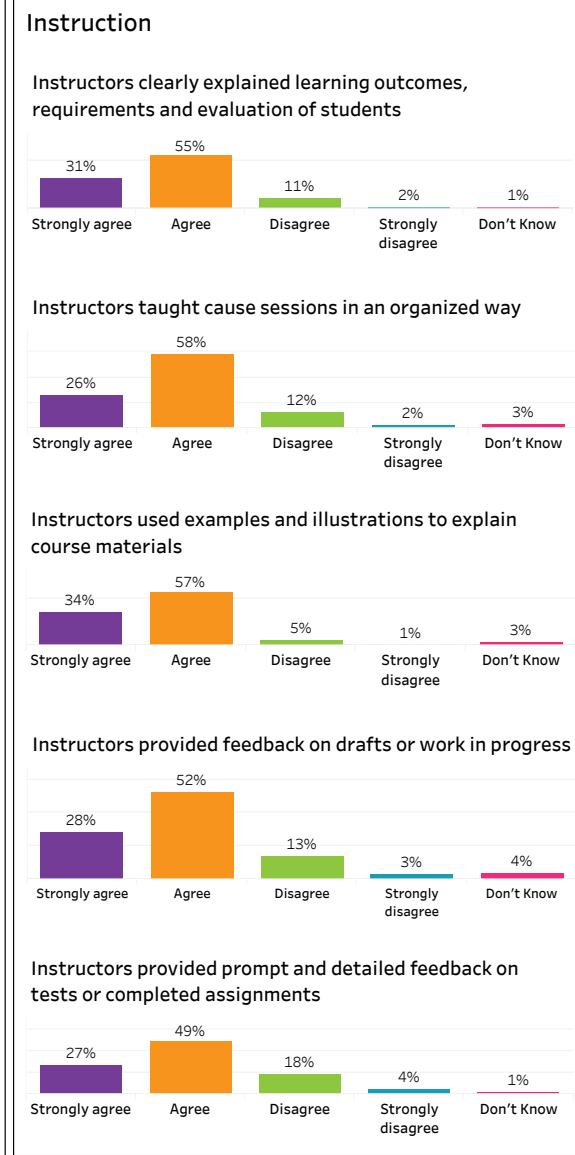
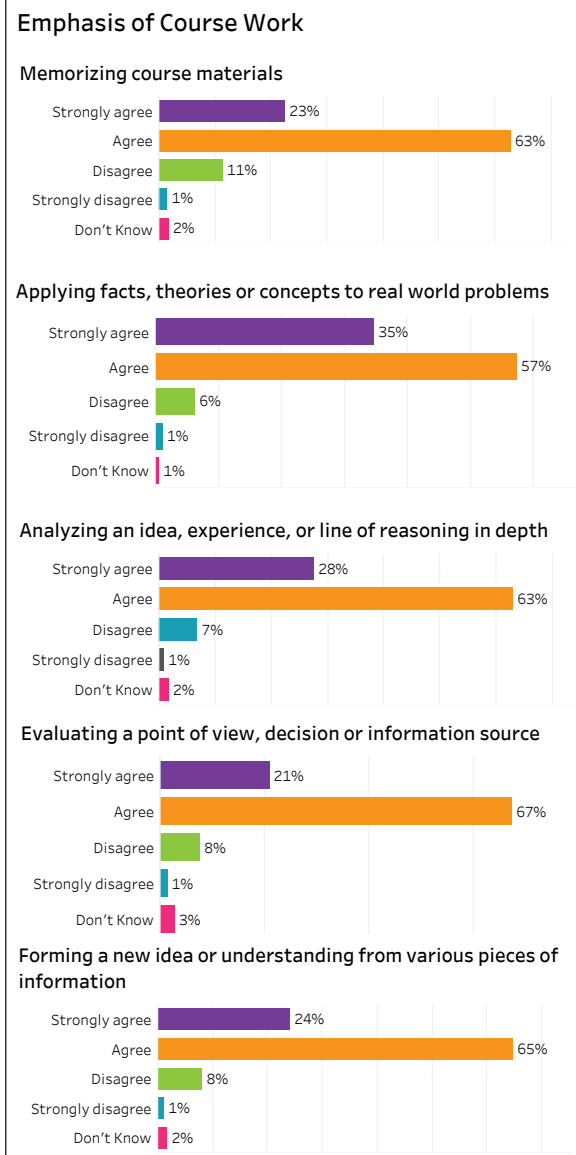
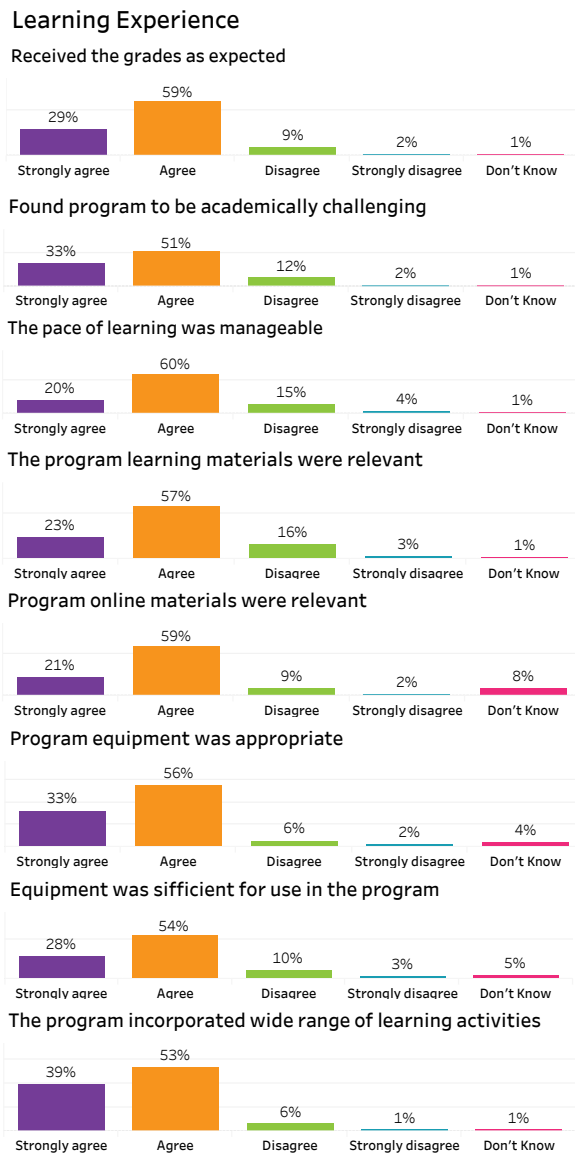
School: All Schools

Program: All Programs

Campus: All Campuses

Credential: All Credentials

Number of Respondents 2,082



School: All Schools

Program: All Programs

Number of Respondents 2,082

Campus: All Campuses

Credential: All Credentials

Program Contribution



Program emphasized thinking critically



Analyzed quantitative and qualitative information



Acquired job or work-related knowledge and skills



Program emphasized working effectively with others



Program emphasized solving complex real world problems

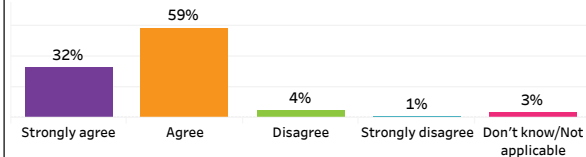


Overall, program gave knowledge, skills and personal development

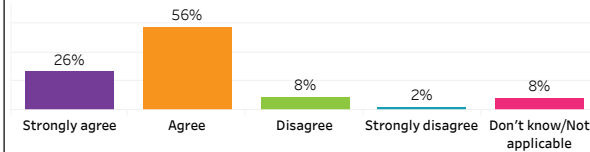


Student Support

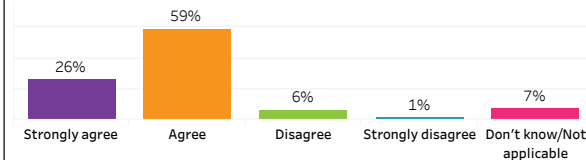
Support available to succeed academically



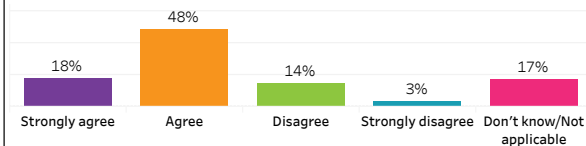
Opportunities to be involved socially with fellow students



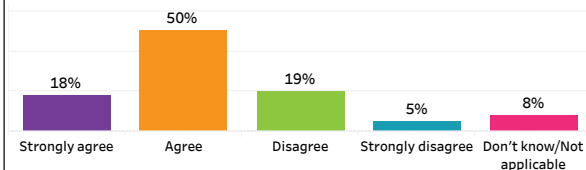
Supports for overall well-being



Supports for helping manage non-academic responsibilities

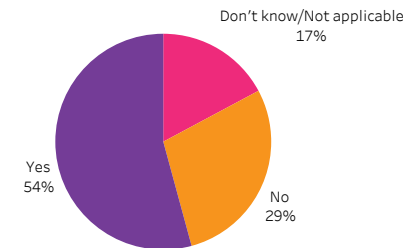


Easy access to information about scholarships and bursaries

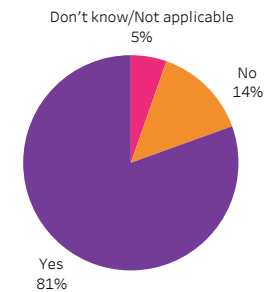


Components in Programs

Indigenous or intercultural components



Online components



School: All Schools

Program: All Programs

Number of Respondents 2,082

Campus: All Campuses

Credential: All Credentials

