



2017-18 Graduate Follow-up Survey Results

Institutional Research and Analysis

Introduction

Saskatchewan Polytechnic ("Sask Polytech") annually surveys its graduates in certificate, diploma, and degree programs to determine their employment status six months to a year after graduation.

Graduates are asked to report on their employment status, employment in a training related occupation, location of employment, overall satisfaction with their program, as well as satisfaction with preparedness for employment in a training related field.

The survey of 2017-18 graduates was conducted between February and May of 2019. Out of a valid sample of 4,016 graduates, 2,592 completed the survey. The response rate was 65%.

Data Limitation

At institution level, the results from this survey are very reliable with a margin of error of +/- 1.1% at a 95% confidence level. Results at program level may not be statistically reliable due to small sample sizes. Caution is needed when interpreting those results.

How to Use This Workbook

To use this workbook, select the name of the program, credential, school, administering campus and program type from the filters on the first survey summary page. Once selections have been made, browse the dashboard to view the survey results.

Graduates from programs delivered by Sask Polytech and from brokered programs were surveyed. To see the results for programs delivered by Sask Polytech only, please unchecked the "Con Ed - Brokered" option in the Base/Con Ed/Brokered filter.

Further filtering by gender, citizenship, and Indigenous status is also available.

The results from the 2016-17 Graduate Follow-up Survey are also included in this workbook. They can be viewed by selecting "2016-17" in the Class of Graduates filter.





2017-18 Graduate Followup Survey Results - Program Pages

Table of Contents

	Page
School of Business	1
Overall School of Business Results	2
Overall School of Business Base Program Results	4
Overall School of Business Con Ed - Sask Polytech Delivered Program Results	6
Overall School of Business Con Ed - Brokered Program Results	8
Accounting	10
Applied Project Management	12
Business	14
Business Accountancy	32
Business Management	36
Human Resources Management	40
Leadership & Coaching Development	42
Office Administration	44
School of Construction	60
Overall School of Construction Results	61
Overall School of Construction Base Program Results	63
Overall School of Construction Con Ed - Sask Polytech Delivered Program Results	65
Overall School of Construction Con Ed - Brokered Program Results	67
Architectural Technologies	69
Carpentry	71
Electrician	75
Leadership Skills	89
Plumbing and Pipefitting	91
Refrigeration and Air Conditioning	95
School of Health Sciences	97
Overall School of Health Sciences Results	98
Overall School of Health Sciences Base Program Results	100
Overall School of Health Sciences Con Ed - Sask Polytech Delivered Program Results	102
Overall School of Health Sciences Con Ed - Brokered Programs Results	104
Addictions Counselling	106
Advanced Care Paramedic	108



2017-18 Graduate Followup Survey Results - Program Pages

Table of Contents

	Page
Combined Lab and X-Ray Technology	110
Community Paramedic	112
Continuing Care Assistant	114
Cytotechnology	132
Dental Assisting	134
Dental Hygiene	136
Health Information Management	138
Medical Laboratory Assistant	142
Medical Laboratory Technology	144
Medical Radiologic Technology	146
Phlebotomy	148
Primary Care Paramedic	150
Therapeutic Recreation	158
Veterinary Technology	160
School of Hospitality & Tourism	162
Overall School of Hospitality & Tourism Results	163
Overall School of Hospitality & Tourism Base Program Results	165
Overall School of Hospitality & Tourism Con Ed - Sask Polytech Delivered Program Results	167
Overall School of Hospitality & Tourism Con Ed - Brokered Program Results	169
Culinary Arts	171
Food and Beverage Service	173
Food and Nutrition Management	177
Food Service Cook	179
Hotel and Restaurant Management	185
Institutional Cooking	187
Professional Cooking	189
Recreation & Community Development	195
Retail Meat Specialist	197
School of Human Services & Community Safety	199
Overall School of Human Services & Community Safety Results	200
Overall School of Human Services & Community Safety Base Program Results	202



2017-18 Graduate Followup Survey Results - Program Pages

Table of Contents

	Page
Overall School of Human Services & Community Safety Con Ed - Sask Polytech Delivered Program Results	204
Overall School of Human Services & Community Safety Con Ed - Brokered Program Results	206
Aboriginal Policing Preparation	208
Correctional Studies	214
Court Services Administrator	216
Disability Support Worker	220
Early Childhood Education	224
Educational Assistant	250
Esthetician-Skin Care Technician	254
Funeral Service	256
Hairstylist	258
Occupational Health & Safety Practitioner	262
Security Officer	266
Youth Care Worker	272
School of Information & Communications Technology	286
Overall School of Information & Communications Results	287
Business Information Systems	289
Computer Networking Technician	291
Computer Systems Technology	293
Digital Graphic Design	295
Graphic Communications	297
Library & Information Technology	299
Media Arts Production	301
New Media Communications	303
Telecommunications & Networking Technician	307
Web Site Design & Development	309
School of Mining, Energy & Manufacturing	311
Overall School of Mining, Energy & Manufacturing Results	312
Overall School of Mining, Energy & Manufacturing Base Program Results	314
Overall School of Mining, Energy & Manufacturing Con Ed - Sask Polytech Delivered Program Results	316
Overall School of Mining, Energy & Manufacturing Con Ed - Brokered Program Results	318



2017-18 Graduate Followup Survey Results - Program Pages

Table of Contents

	Page
Building Systems Technician	320
CAD/CAM Engineering Technology	322
Chemical Technology	324
Computer Engineering Technology	326
Electrical Engineering Technology	328
Electronic Systems Engineering Technology	330
Engineering Design & Drafting Technology	332
Fabricator - Welder	334
Geomatics & Surveying Engineering Technology	338
Industrial Mechanics	340
Instrumentation Engineering Technology	344
Machinist	346
Mechanical Engineering Technology	350
Mining Engineering Technology	352
Power Engineering	354
Production Line Welding	358
Welding	360
School of Natural Resources & Built Environment	374
Overall School of Natural Resources & Built Environment Results	375
Overall School of Natural Resources & Built Environment Base Program Results	377
Overall School of Natural Resources & Built Environment Con Ed - Brokered Program Results	379
BioScience Technology	381
Civil Engineering Technologies	383
Civil Technician	385
Environmental Engineering Technology	389
GIS for Resource Management	391
Integrated Resource Management	393
Resource & Environmental Law	395
School of Nursing	397
Overall School of Nursing Results	398
Overall School of Nursing Base Program Results	400



2017-18 Graduate Followup Survey Results - Program Pages

Table of Contents

	Page
Overall School of Nursing Con Ed - Sask Polytech Delivered Program Results	402
Overall School of Nursing Con Ed - Brokered Program Results	404
Critical Care Nursing	406
Diabetes Education for Health Care Professionals	408
Diabetes Education for Health Care Providers	410
Emergency Nursing	412
Medical Device Reprocessing Technician	414
Nursing Re-entry	416
Orientation to Nursing in Canada for Internationally Educated Nurses	418
Perioperative Nursing LPN	422
Perioperative Nursing RN	426
Practical Nursing	430
Psychiatric Nursing	438
School of Transportation	442
Overall School of Transportation Results	443
Overall School of Transportation Base Program Results	445
Overall School of Transportation Con Ed - Sask Polytech Delivered Program Results	447
Overall School of Transportation Con Ed - Brokered Program Results	449
Agricultural Equipment Technician	451
Auto Body Technician	457
Automotive Service Technician	461
Commercial Pilot	465
Heavy Equipment & Truck & Transport	467
Parts Management Technician	473
Tri-Trades, Heavy Equipment, Truck & Transport and Automotive Service Technician	475
Warehouse Worker	477

School of Business



2017-18 Graduate Follow-up Survey

Campus: **All**; School: **Business**; Program: **All**; Credential: **All**; Program Type: **All**

Number of Respondents:
491

Class of Graduates
2017-18

School
Business

Campus
All

Program
All

Credential
All

Base/Con Ed/Brokered
All

Indigenous
All

Overall Employment

Available Workforce	# of Grads Employed	Employment Rate	# of Full-time Employed	Full-time Employment Rate
440	413	94%	343	78%

Training Related Employment

Available Workforce	# of Grads Employed	Employment Rate	# of Full-time Employed Grads	Full-time Employment Rate
440	287	65%	255	58%

Location of Employment

Saskatoon	Regina	Moose Jaw	Prince Albert	Elsewhere in Sask	Outside Sask
20%	32%	8%	7%	28%	5%

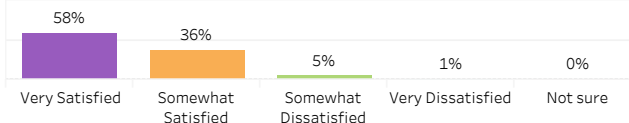
Average Annual Salary

Overall (\$)	43,585
Full-time Training Related (\$)	48,833

Salary by Location

	Overall (\$)	Full-time Training Related (\$)
Saskatoon	47,337	50,000
Regina	50,527	56,150
Moose Jaw	35,974	41,500
Prince Albert	29,552	34,816
Elsewhere in SK	38,571	44,001
Alberta	52,513	55,038
British Columbia	84,000	84,000
Manitoba	51,435	34,772
Ontario	40,566	43,498
Outside of Canada	33,733	34,800

Overall Satisfaction with Program



Satisfaction with Sask Polytech

Satisfied with the decision to attend Sask Polytech	Recommend program to others	Recommend Sask Polytech to others
97%	92%	96%

Satisfaction with Campus Facilities & Services

■ Satisfied
 ■ Dissatisfied
 ■ Not sure

Campus facilities



Campus activities



Instruction delivered



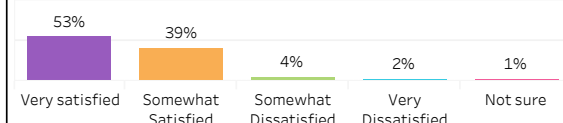
Student support services



Educational experience

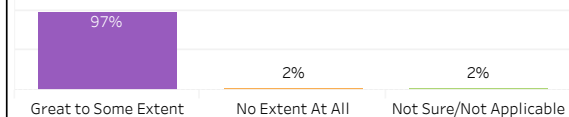


Relevance of Program to Field of Employment

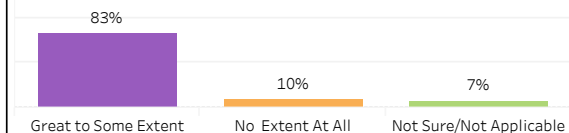


Program Benefits

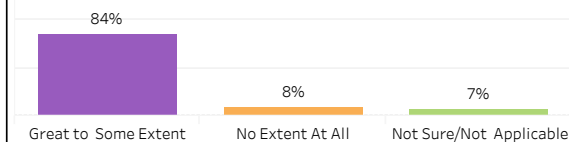
Skills and knowledge relevant in the workplace



Improved earning potential



Improved employment opportunities



Location of Current Residence

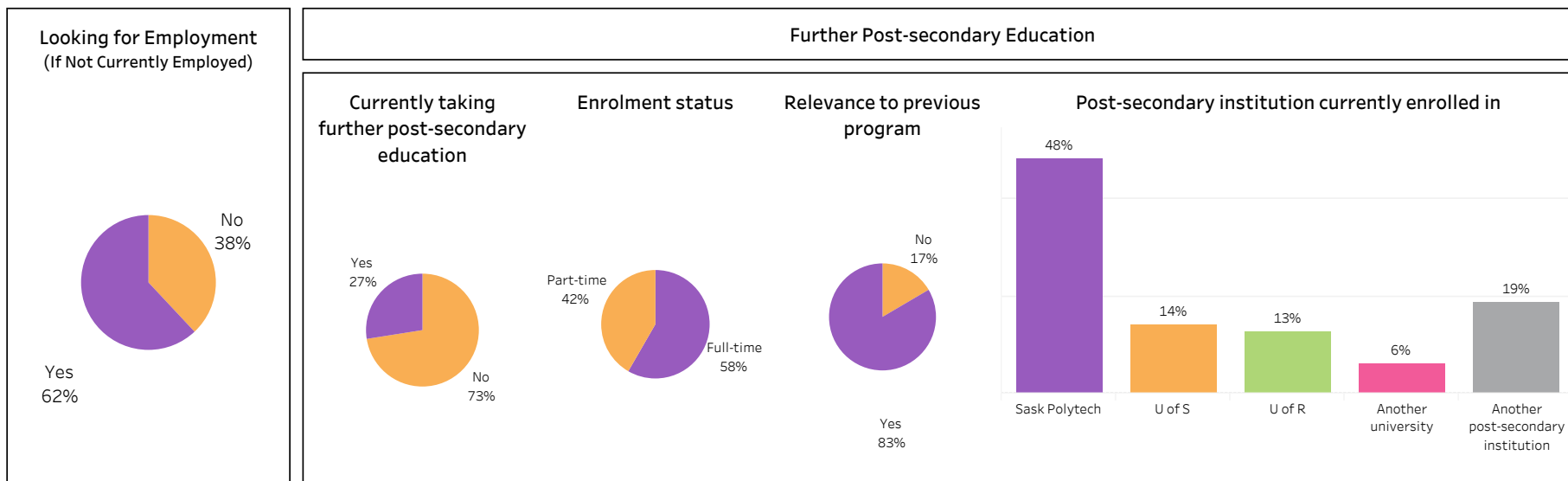
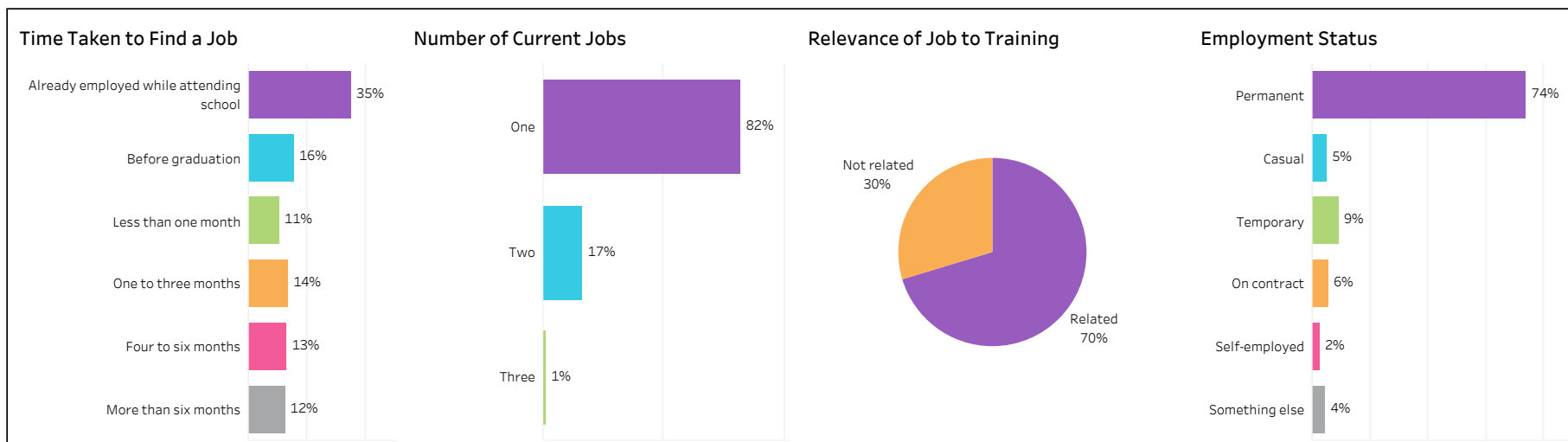
Saskatoon	Regina	Moose Jaw	Prince Albert	Elsewhere in Sask	Outside Sask
23%	29%	11%	7%	26%	4%



2017-18 Graduate Follow-up Survey

Campus: **All**; School: **Business**; Program: **All**; Credential: **All**; Program Type: **All**

Number of Respondents:
491





2017-18 Graduate Follow-up Survey

Campus: **All**; School: **Business**; Program: **All**; Credential: **All**; Program Type: **Base**

Number of Respondents:
252

Class of Graduates
2017-18

School
Business

Campus
All

Program
All

Credential
All

Base/Con Ed/Brokered
Base

Indigenous
All

Overall Employment

Available Workforce	# of Grads Employed	Employment Rate	# of Full-time Employed	Full-time Employment Rate
223	212	95%	180	81%

Training Related Employment

Available Workforce	# of Grads Employed	Employment Rate	# of Full-time Employed Grads	Full-time Employment Rate
223	148	66%	135	61%

Location of Employment

Saskatoon	Regina	Moose Jaw	Prince Albert	Elsewhere in Sask	Outside Sask
20%	37%	14%	12%	13%	6%

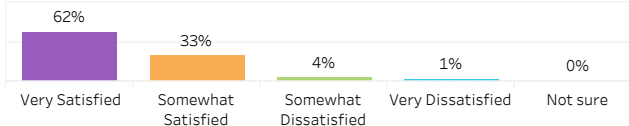
Average Annual Salary

Overall (\$)	37,115
Full-time Training Related (\$)	40,896

Salary by Location

	Overall (\$)	Full-time Training Related (\$)
Saskatoon	40,111	45,992
Regina	36,521	40,270
Moose Jaw	32,836	37,625
Prince Albert	31,227	34,816
Elsewhere in SK	37,878	40,181
Alberta	51,918	55,731
Manitoba	84,760	
Ontario	43,498	43,498
Outside of Canada	33,733	34,800

Overall Satisfaction with Program



Satisfaction with Sask Polytech

Satisfied with the decision to attend Sask Polytech	Recommend program to others	Recommend Sask Polytech to others
97%	93%	96%

Satisfaction with Campus Facilities & Services

■ Satisfied
 ■ Dissatisfied
 ■ Not sure

Campus facilities



Campus activities



Instruction delivered



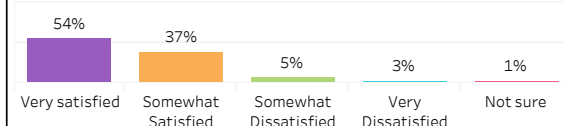
Student support services



Educational experience

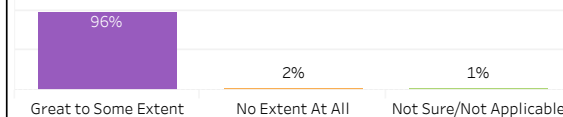


Relevance of Program to Field of Employment

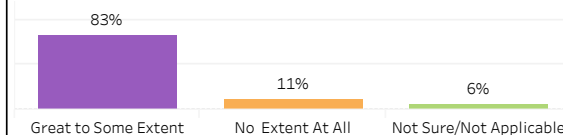


Program Benefits

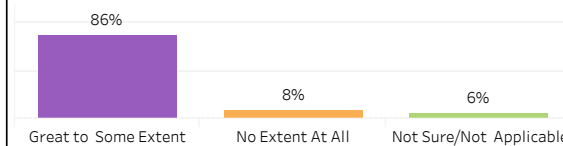
Skills and knowledge relevant in the workplace



Improved earning potential



Improved employment opportunities



Location of Current Residence

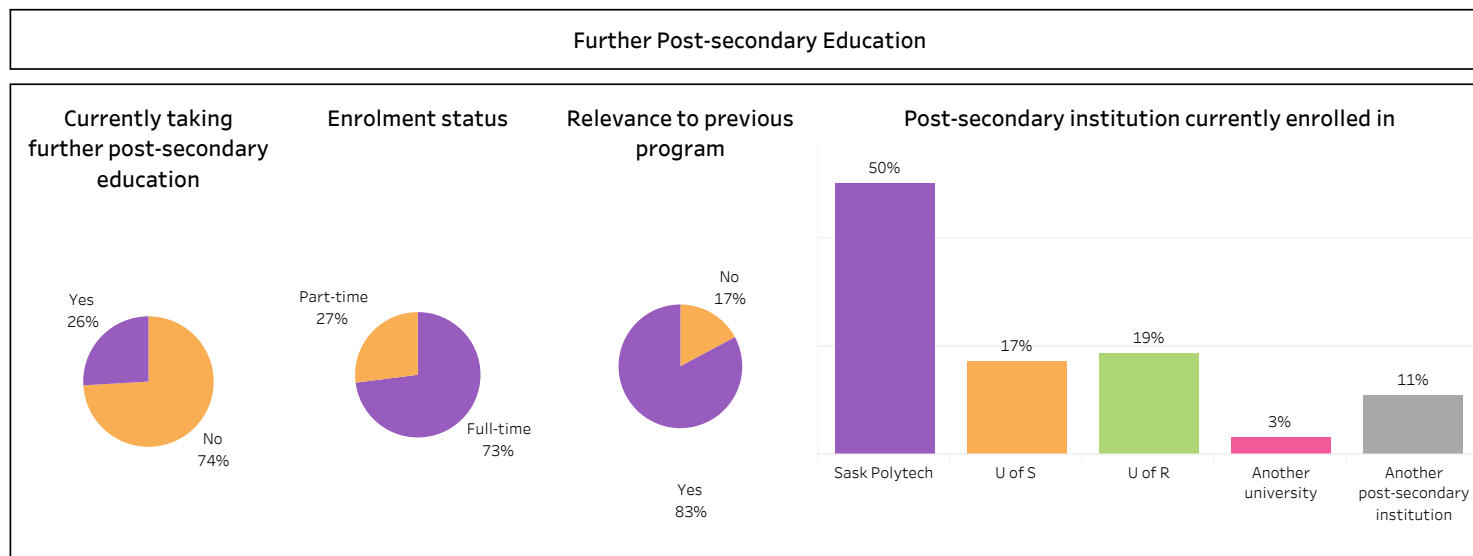
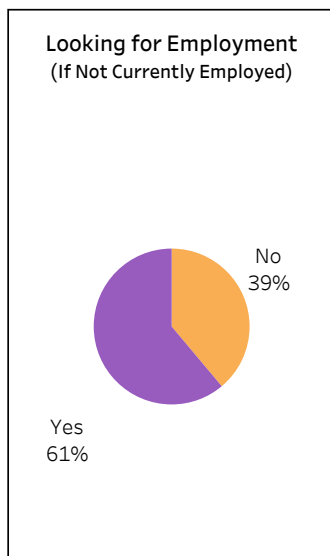
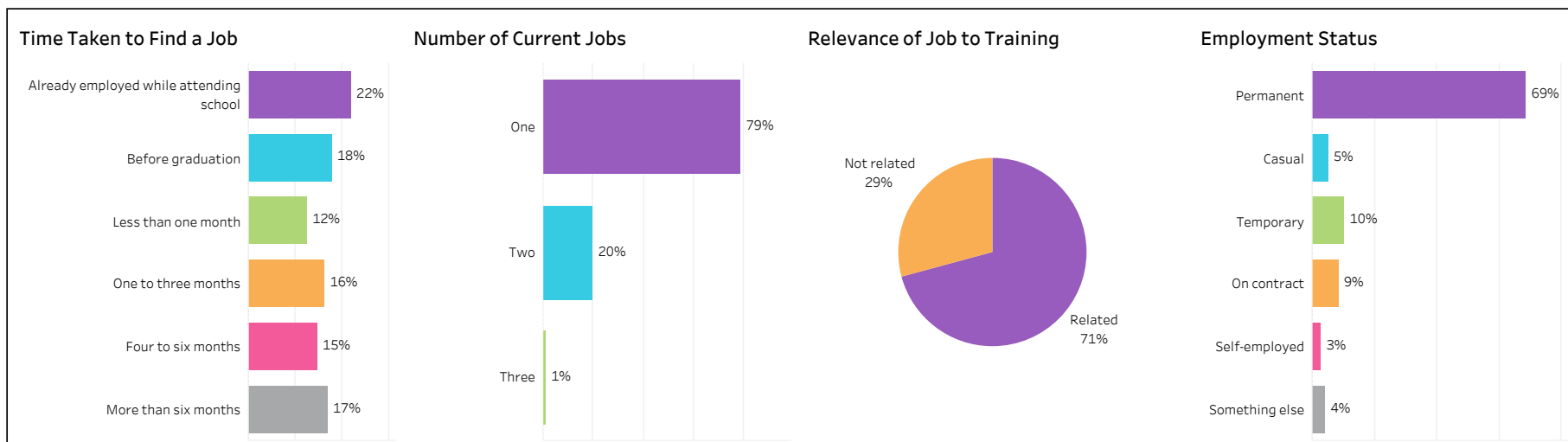
Saskatoon	Regina	Moose Jaw	Prince Albert	Elsewhere in Sask	Outside Sask
25%	32%	18%	13%	8%	4%



2017-18 Graduate Follow-up Survey

Campus: **All**; School: **Business**; Program: **All**; Credential: **All**; Program Type: **Base**

Number of Respondents:
252





2017-18 Graduate Follow-up Survey

Campus: **All**; School: **Business**; Program: **All**; Credential: **All**; Program Type: **Con Ed - Sask Polytech Delivered**

Number of Respondents:
138

Class of Graduates
2017-18

School
Business

Campus
All

Program
All

Credential
All

Base/Con Ed/Brokered
Con Ed - Sask Polytech Delivered

Indigenous
All

Overall Employment

Available Workforce	# of Grads Employed	Employment Rate	# of Full-time Employed	Full-time Employment Rate
129	121	94%	104	81%

Training Related Employment

Available Workforce	# of Grads Employed	Employment Rate	# of Full-time Employed Grads	Full-time Employment Rate
129	85	66%	76	59%

Location of Employment

Saskatoon	Regina	Moose Jaw	Prince Albert	Elsewhere in Sask	Outside Sask
28%	40%	3%	2%	23%	4%

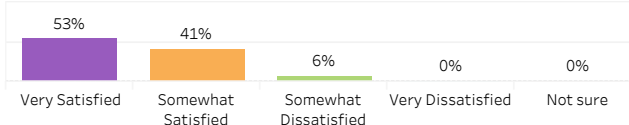
Average Annual Salary

Overall (\$)	61,752
Full-time Training Related (\$)	69,328

Salary by Location

	Overall (\$)	Full-time Training Related (\$)
Saskatoon	56,939	57,014
Regina	75,946	82,707
Moose Jaw	63,171	72,500
Prince Albert	16,255	
Elsewhere in SK	49,792	59,498
Alberta	54,000	54,000
British Columbia	84,000	84,000
Ontario	47,000	

Overall Satisfaction with Program



Satisfaction with Sask Polytech

Satisfied with the decision to attend Sask Polytech	Recommend program to others	Recommend Sask Polytech to others
97%	93%	97%

Satisfaction with Campus Facilities & Services

■ Satisfied
 ■ Dissatisfied
 ■ Not sure


Campus facilities



Campus activities




Instruction delivered



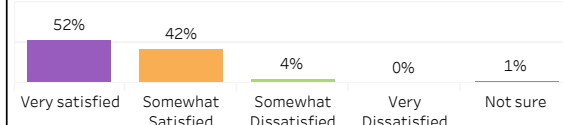
Student support services



Educational experience

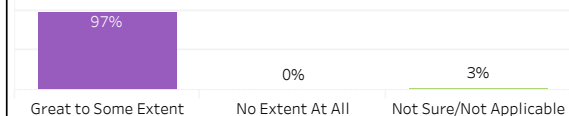


Relevance of Program to Field of Employment

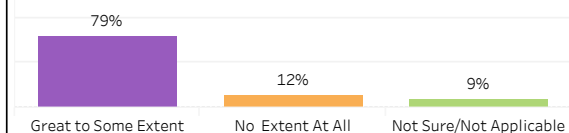


Program Benefits

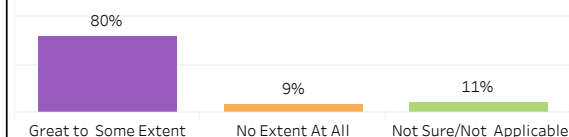
Skills and knowledge relevant in the workplace



Improved earning potential



Improved employment opportunities



Location of Current Residence

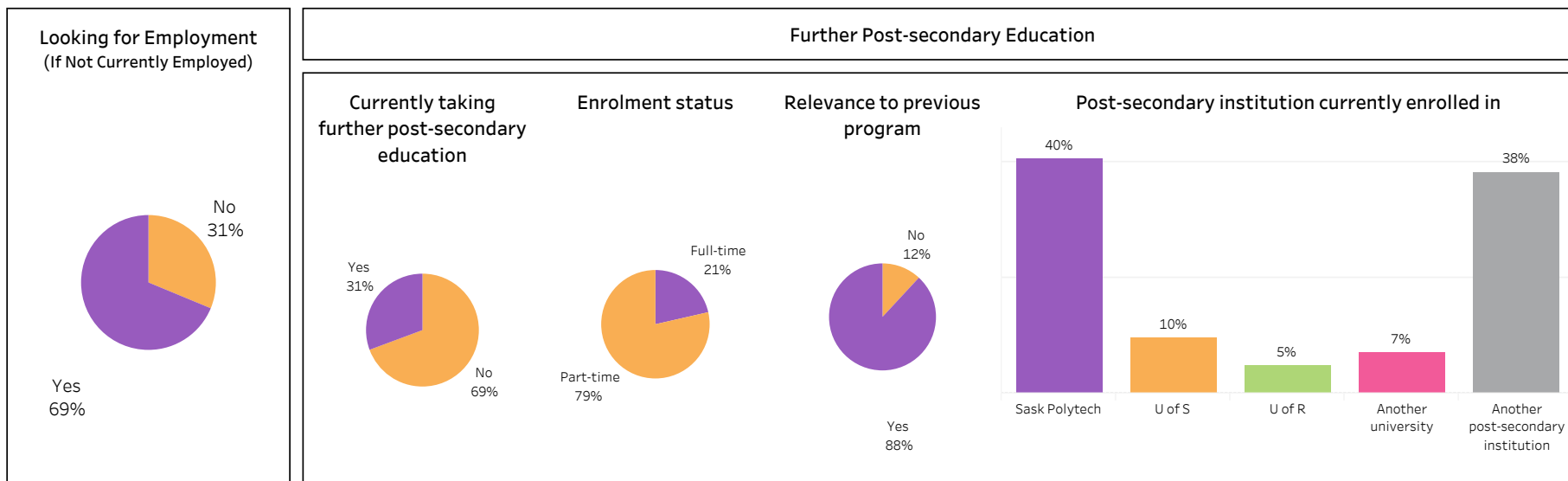
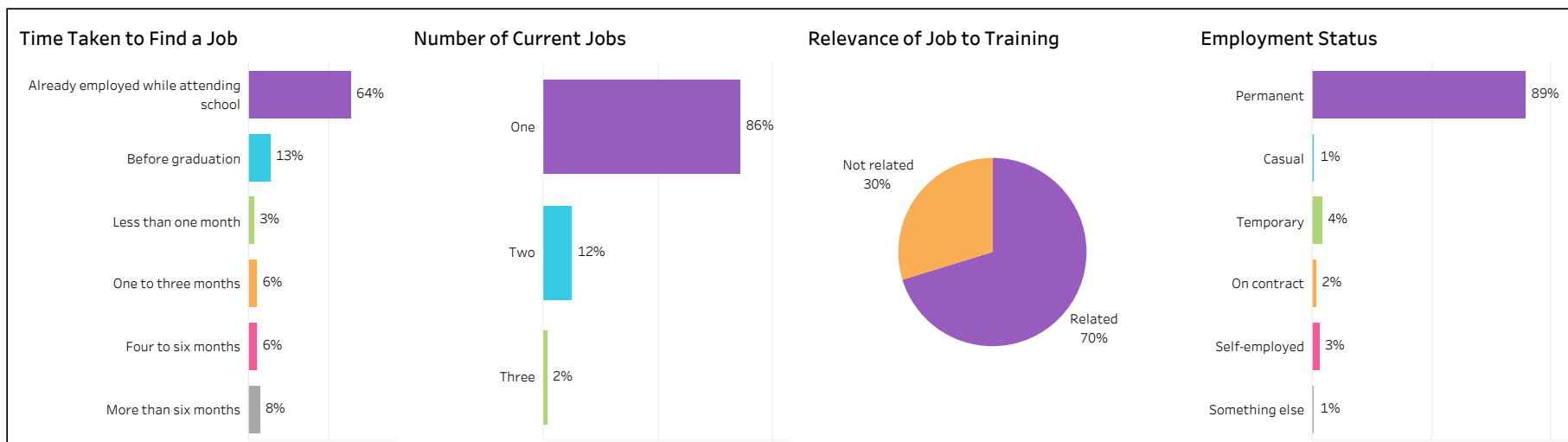
Saskatoon	Regina	Moose Jaw	Prince Albert	Elsewhere in Sask	Outside Sask
30%	38%	5%	1%	22%	4%



2017-18 Graduate Follow-up Survey

Campus: **All**; School: **Business**; Program: **All**; Credential: **All**; Program Type: **Con Ed - Sask Polytech Delivered**

Number of Respondents:
138





2017-18 Graduate Follow-up Survey

Campus: **All**; School: **Business**; Program: **All**; Credential: **All**; Program Type: **Con Ed - Brokered**

Number of Respondents:
101

Class of Graduates
2017-18

School
Business

Campus
All

Program
All

Credential
All

Base/Con Ed/Brokered
Con Ed - Brokered

Indigenous
All

Overall Employment

Available Workforce	# of Grads Employed	Employment Rate	# of Full-time Employed	Full-time Employment Rate
88	80	91%	59	67%

Training Related Employment

Available Workforce	# of Grads Employed	Employment Rate	# of Full-time Employed Grads	Full-time Employment Rate
88	54	61%	44	50%

Location of Employment

Saskatoon	Regina	Moose Jaw	Prince Albert	Elsewhere in Sask	Outside Sask
8%	9%	0%	1%	78%	4%

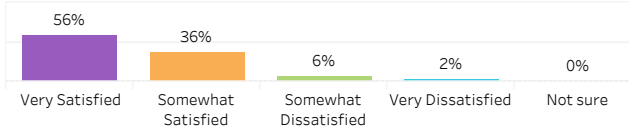
Average Annual Salary

Overall (\$)	33,517
Full-time Training Related (\$)	38,164

Salary by Location

	Overall (\$)	Full-time Training Related (\$)
Saskatoon	41,986	41,986
Regina	31,672	37,057
Prince Albert	26,000	
Elsewhere in SK	33,342	38,154
Manitoba	34,772	34,772
Ontario	31,200	

Overall Satisfaction with Program



Satisfaction with Sask Polytech

Satisfied with the decision to attend Sask Polytech	Recommend program to others	Recommend Sask Polytech to others
97%	91%	94%

Satisfaction with Campus Facilities & Services

■ Satisfied
 ■ Dissatisfied
 ■ Not sure

Campus facilities



Campus activities



Instruction delivered



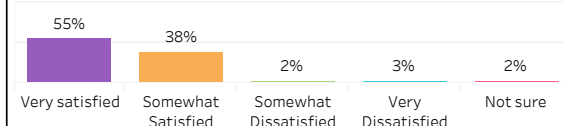
Student support services



Educational experience

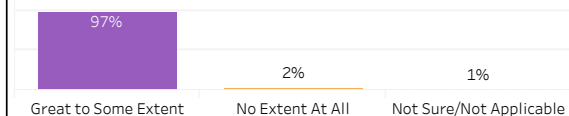


Relevance of Program to Field of Employment

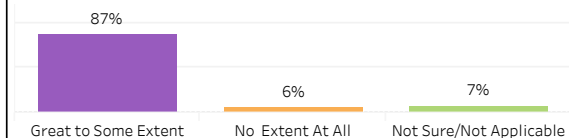


Program Benefits

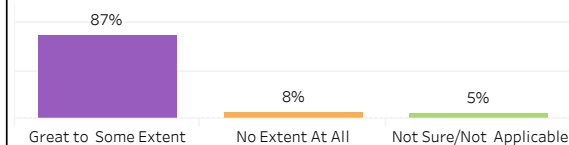
Skills and knowledge relevant in the workplace



Improved earning potential



Improved employment opportunities



Location of Current Residence

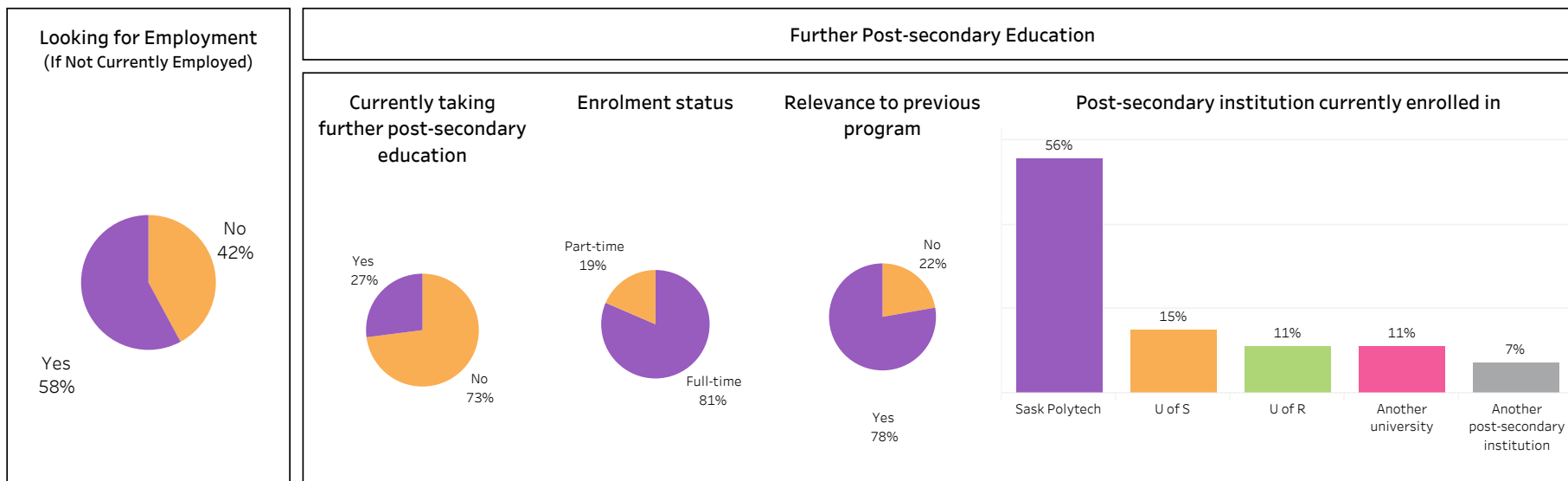
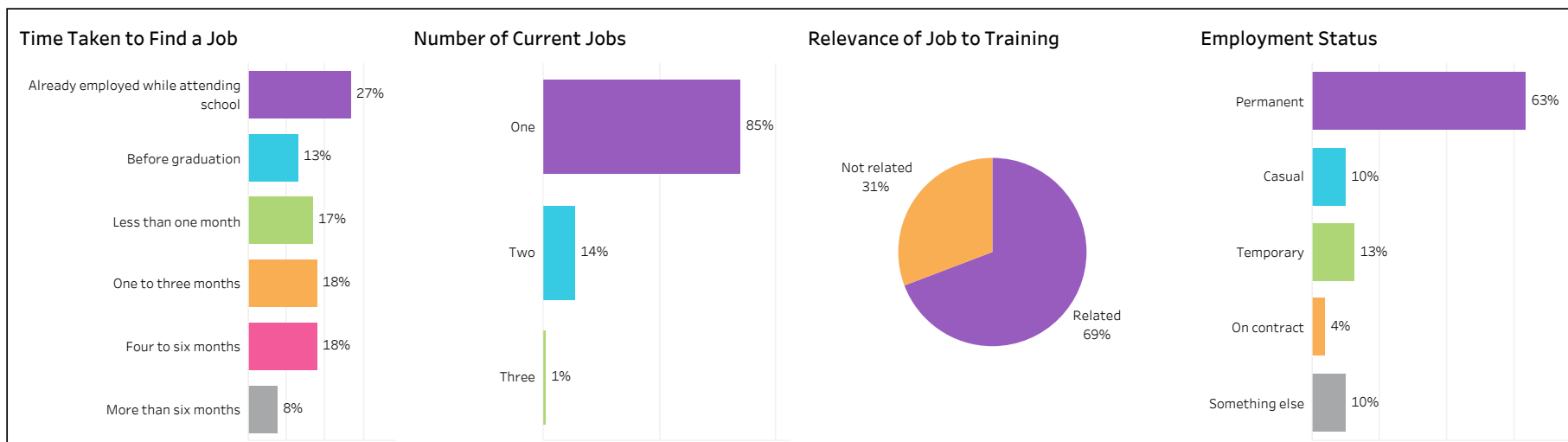
Saskatoon	Regina	Moose Jaw	Prince Albert	Elsewhere in Sask	Outside Sask
9%	10%	1%	1%	77%	2%



2017-18 Graduate Follow-up Survey

Campus: **All**; School: **Business**; Program: **All**; Credential: **All**; Program Type: **Con Ed - Brokered**

Number of Respondents:
101





2017-18 Graduate Follow-up Survey

Campus: **Moose Jaw**; School: **Business**; Program: **Accounting Certificate Program**;
 Credential: **CERT**; Program Type: **Con Ed - Sask Polytech Delivered**

Number of Respondents:
28

Class of Graduates
 2017-18

School
 Business

Campus
 Moose Jaw

Program
 Accounting Certificate ..

Credential
 CERT

Base/Con Ed/Brokered
 Con Ed - Sask Polytech Delivered

Indigenous
 All

Overall Employment

Available Workforce	# of Grads Employed	Employment Rate	# of Full-time Employed	Full-time Employment Rate
28	25	89%	19	68%

Training Related Employment

Available Workforce	# of Grads Employed	Employment Rate	# of Full-time Employed Grads	Full-time Employment Rate
28	17	61%	15	54%

Location of Employment

Saskatoon	Regina	Moose Jaw	Prince Albert	Elsewhere in Sask	Outside Sask
40%	36%	4%	0%	12%	8%

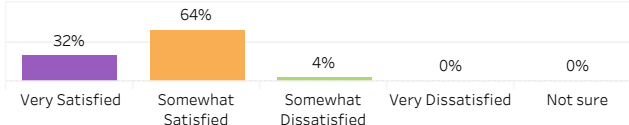
Average Annual Salary

Overall (\$)	46,207
Full-time Training Related (\$)	51,419

Salary by Location

	Overall (\$)	Full-time Training Related (\$)
Saskatoon	47,427	51,740
Regina	44,442	47,914
Moose Jaw	65,000	65,000
Elsewhere in SK	39,501	52,000
Alberta	50,000	50,000
Ontario	47,000	

Overall Satisfaction with Program



Satisfaction with Sask Polytech

Satisfied with the decision to attend Sask Polytech	Recommend program to others	Recommend Sask Polytech to others
96%	93%	96%

Satisfaction with Campus Facilities & Services

■ Satisfied
 ■ Dissatisfied
 ■ Not sure

Campus facilities



Campus activities



Instruction delivered



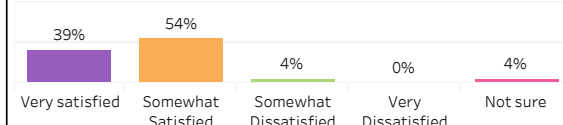
Student support services



Educational experience




Relevance of Program to Field of Employment

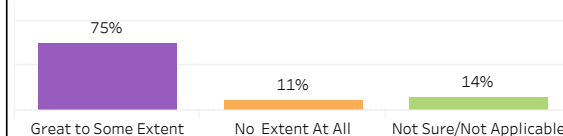


Program Benefits

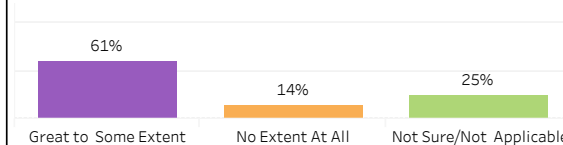
Skills and knowledge relevant in the workplace



Improved earning potential



Improved employment opportunities



Location of Current Residence

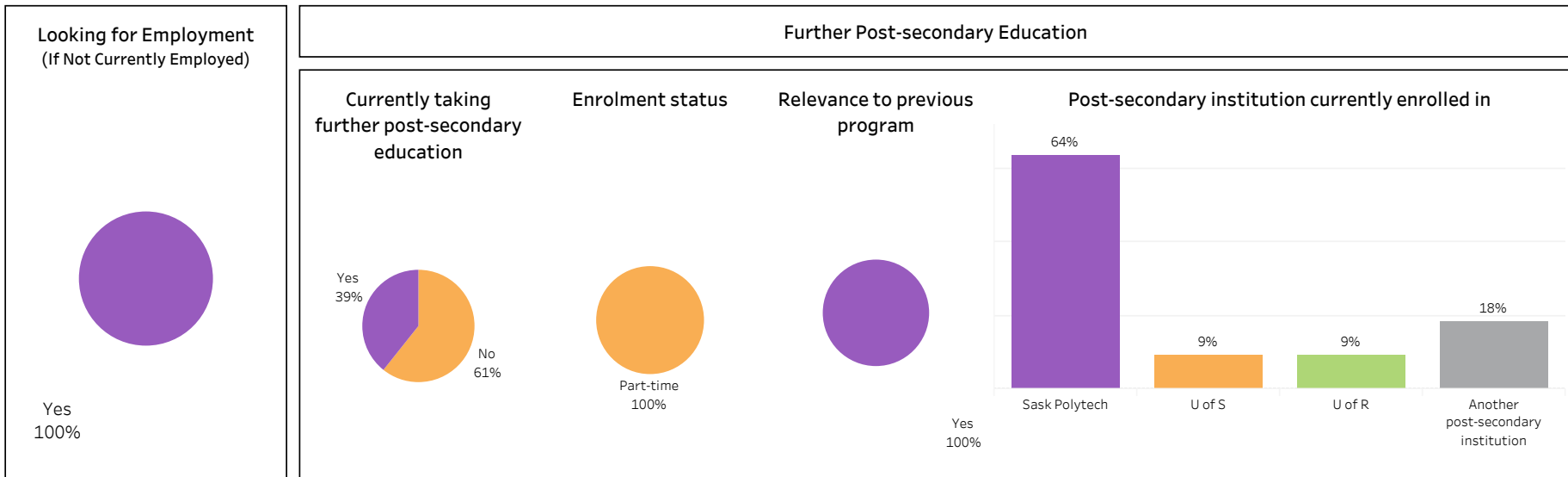
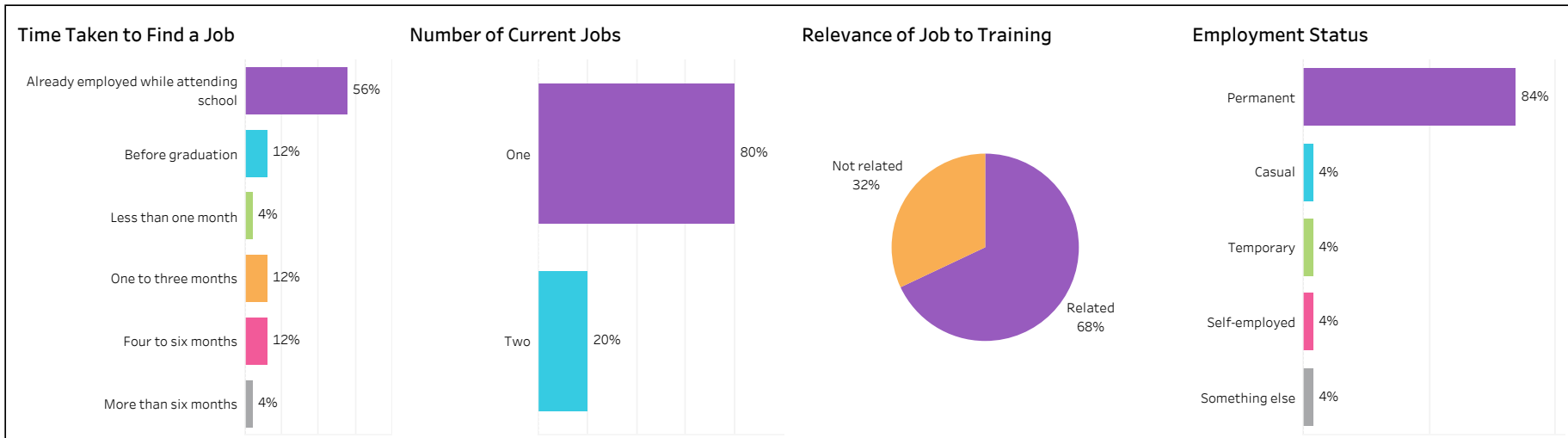
Saskatoon	Regina	Moose Jaw	Elsewhere in Sask	Outside Sask
32%	36%	7%	18%	7%



2017-18 Graduate Follow-up Survey

Campus: **Moose Jaw**; School: **Business**; Program: **Accounting Certificate Program**;
 Credential: **CERT**; Program Type: **Con Ed - Sask Polytech Delivered**

Number of Respondents:
28





2017-18 Graduate Follow-up Survey

Campus: **Regina**; School: **Business**; Program: **Applied Project Management**;
Credential: **APCERT**; Program Type: **Con Ed - Sask Polytech Delivered**

Number of Respondents:
23

Class of Graduates
2017-18

School
Business

Campus
Regina

Program
Applied Project Manage..

Credential
APCERT

Base/Con Ed/Brokered
Con Ed - Sask Polytech Delivered

Indigenous
All

Overall Employment

Available Workforce	# of Grads Employed	Employment Rate	# of Full-time Employed	Full-time Employment Rate
23	23	100%	20	87%

Training Related Employment

Available Workforce	# of Grads Employed	Employment Rate	# of Full-time Employed Grads	Full-time Employment Rate
23	14	61%	12	52%

Location of Employment

Saskatoon	Regina	Moose Jaw	Prince Albert	Elsewhere in Sask	Outside Sask
32%	36%	9%	5%	18%	0%

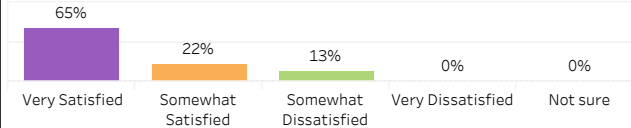
Average Annual Salary

Overall (\$)	94,629
Full-time Training Related (\$)	116,150

Salary by Location

	Overall (\$)	Full-time Training Related (\$)
Saskatoon	92,766	103,500
Regina	120,500	146,250
Moose Jaw	80,000	80,000
Prince Albert	780	
Elsewhere in SK	57,200	57,200

Overall Satisfaction with Program



Satisfaction with Sask Polytech

Satisfied with the decision to attend Sask Polytech	Recommend program to others	Recommend Sask Polytech to others
96%	96%	100%

Satisfaction with Campus Facilities & Services

■ Satisfied
 ■ Dissatisfied
 ■ Not sure

Campus facilities



Campus activities



Instruction delivered



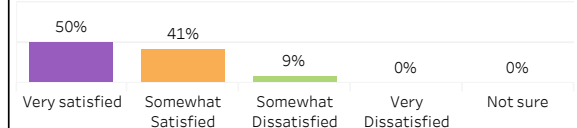
Student support services



Educational experience




Relevance of Program to Field of Employment

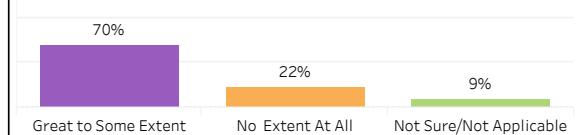


Program Benefits

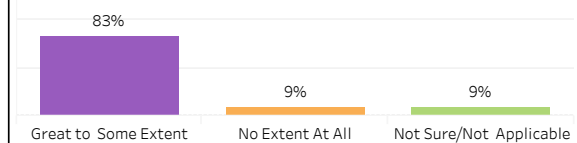
Skills and knowledge relevant in the workplace



Improved earning potential



Improved employment opportunities



Location of Current Residence

Saskatoon	Regina	Moose Jaw	Prince Albert	Elsewhere in Sask
39%	35%	13%	4%	9%

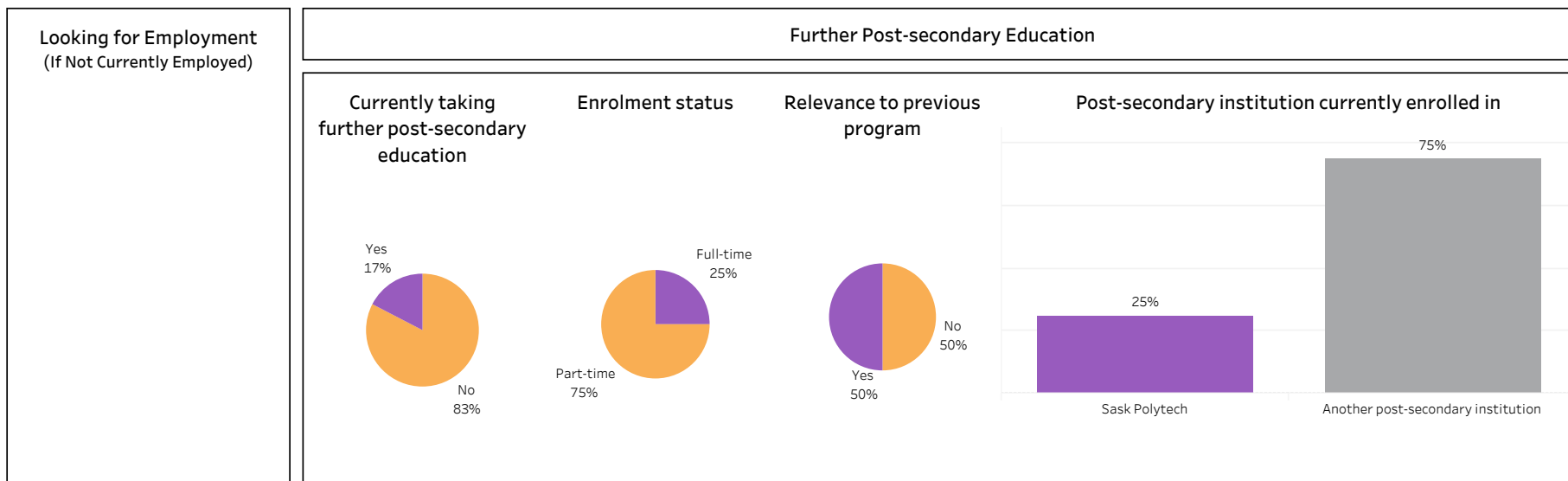
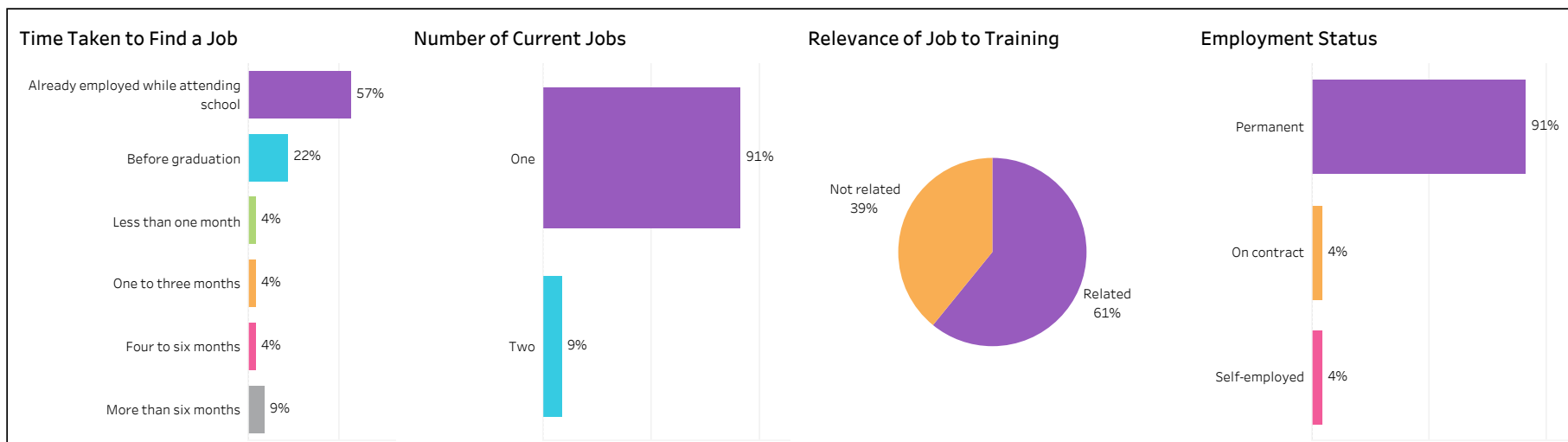


2017-18 Graduate Follow-up Survey

Campus: **Regina**; School: **Business**; Program: **Applied Project Management**;

Credential: **APCERT**; Program Type: **Con Ed - Sask Polytech Delivered**

Number of Respondents:
23





2017-18 Graduate Follow-up Survey

Campus: **Moose Jaw**; School: **Business**; Program: **Business**; Credential: **CERT**;
Program Type: **Base**

Number of Respondents:
13

Class of Graduates
2017-18

School
Business

Campus
Moose Jaw

Program
Business

Credential
CERT

Base/Con Ed/Brokered
Base

Indigenous
All

Overall Employment

Available Workforce	# of Grads Employed	Employment Rate	# of Full-time Employed	Full-time Employment Rate
12	12	100%	11	92%

Training Related Employment

Available Workforce	# of Grads Employed	Employment Rate	# of Full-time Employed Grads	Full-time Employment Rate
12	7	58%	7	58%

Location of Employment

Saskatoon	Regina	Moose Jaw	Prince Albert	Elsewhere in Sask	Outside Sask
0%	9%	36%	0%	55%	0%

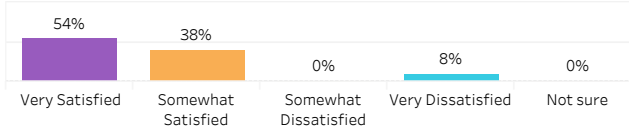
Average Annual Salary

Overall (\$)	34,687
Full-time Training Related (\$)	33,524

Salary by Location

	Overall (\$)	Full-time Training Related (\$)
Regina		
Moose Jaw	30,680	30,000
Elsewhere in SK	37,092	34,405

Overall Satisfaction with Program



Satisfaction with Sask Polytech

Satisfied with the decision to attend Sask Polytech	Recommend program to others	Recommend Sask Polytech to others
92%	92%	100%

Satisfaction with Campus Facilities & Services

■ Satisfied
 ■ Dissatisfied
 ■ Not sure

Campus facilities



Campus activities



Instruction delivered



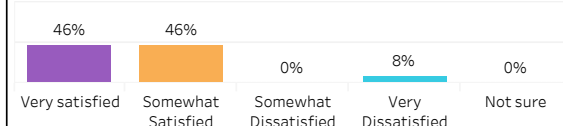
Student support services



Educational experience

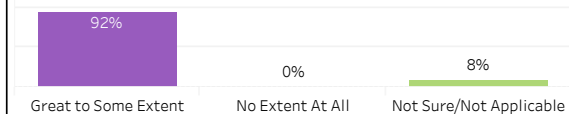


Relevance of Program to Field of Employment

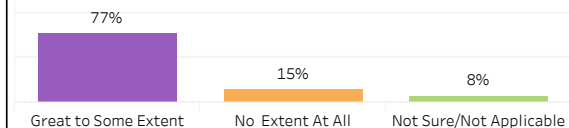


Program Benefits

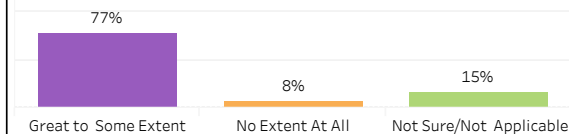
Skills and knowledge relevant in the workplace



Improved earning potential



Improved employment opportunities



Location of Current Residence

Regina	Moose Jaw	Elsewhere in Sask
15%	38%	46%

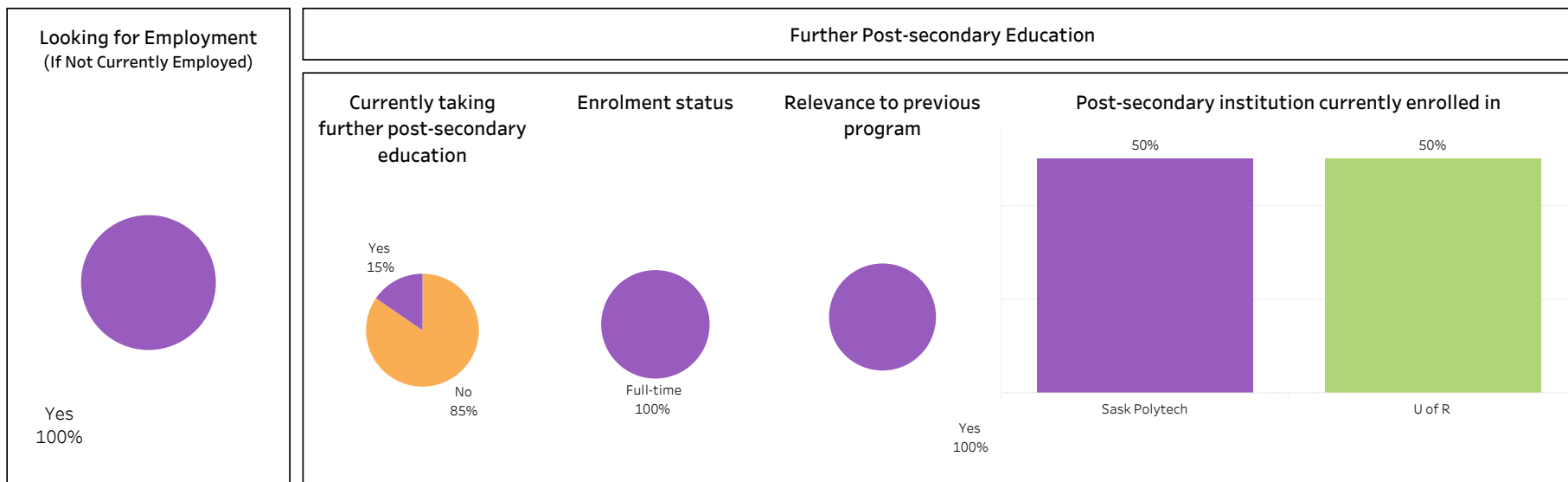
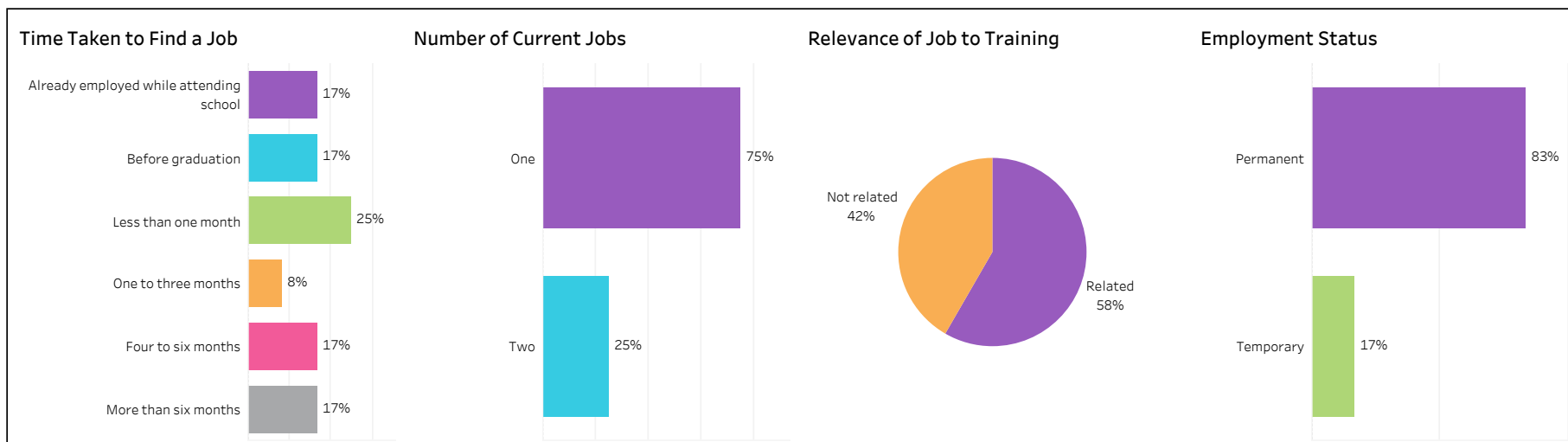


2017-18 Graduate Follow-up Survey

Campus: **Moose Jaw**; School: **Business**; Program: **Business**; Credential: **CERT**;

Program Type: **Base**

Number of Respondents:
13





2017-18 Graduate Follow-up Survey

Campus: **Moose Jaw**; School: **Business**; Program: **Business**; Credential: **CERT**;
Program Type: **Con Ed - Sask Polytech Delivered**

Number of Respondents:
20

Class of Graduates
2017-18

School
Business

Campus
Moose Jaw

Program
Business

Credential
CERT

Base/Con Ed/Brokered
Con Ed - Sask Polytech Delivered

Indigenous
All

Overall Employment

Available Workforce	# of Grads Employed	Employment Rate	# of Full-time Employed	Full-time Employment Rate
18	16	89%	14	78%

Training Related Employment

Available Workforce	# of Grads Employed	Employment Rate	# of Full-time Employed Grads	Full-time Employment Rate
18	11	61%	9	50%

Location of Employment

Saskatoon	Regina	Moose Jaw	Prince Albert	Elsewhere in Sask	Outside Sask
19%	44%	6%	6%	25%	0%

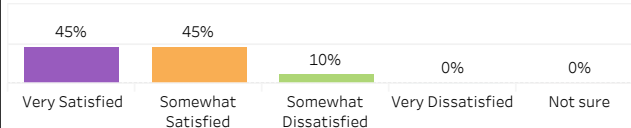
Average Annual Salary

Overall (\$)	46,695
Full-time Training Related (\$)	50,937

Salary by Location

	Overall (\$)	Full-time Training Related (\$)
Saskatoon	54,900	54,900
Regina	43,156	45,195
Moose Jaw	44,512	
Prince Albert	31,730	
Elsewhere in SK	52,837	58,456

Overall Satisfaction with Program



Satisfaction with Sask Polytech

Satisfied with the decision to attend Sask Polytech	Recommend program to others	Recommend Sask Polytech to others
100%	89%	100%

Satisfaction with Campus Facilities & Services

■ Satisfied
 ■ Dissatisfied
 ■ Not sure

Campus facilities



Campus activities



Instruction delivered



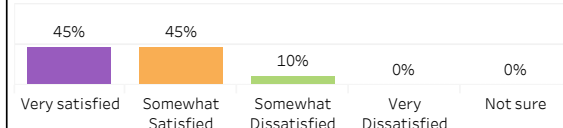
Student support services



Educational experience




Relevance of Program to Field of Employment

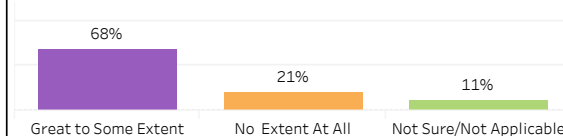


Program Benefits

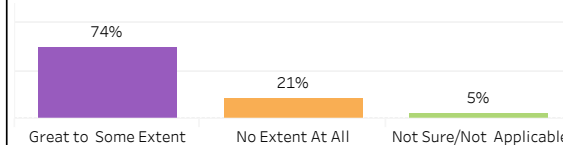
Skills and knowledge relevant in the workplace



Improved earning potential



Improved employment opportunities



Location of Current Residence

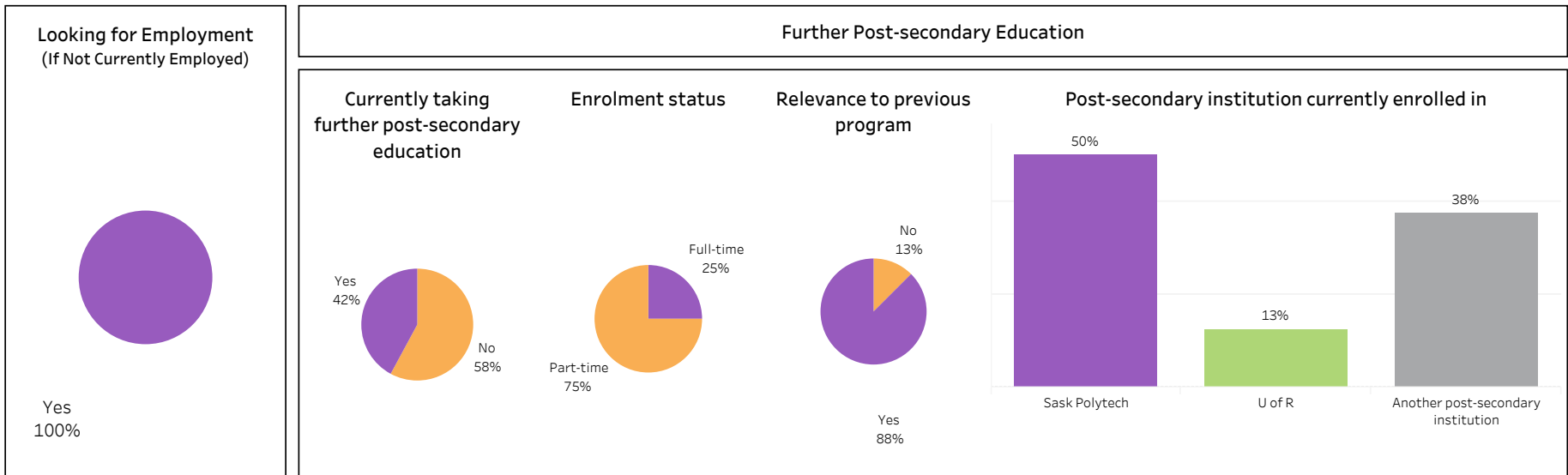
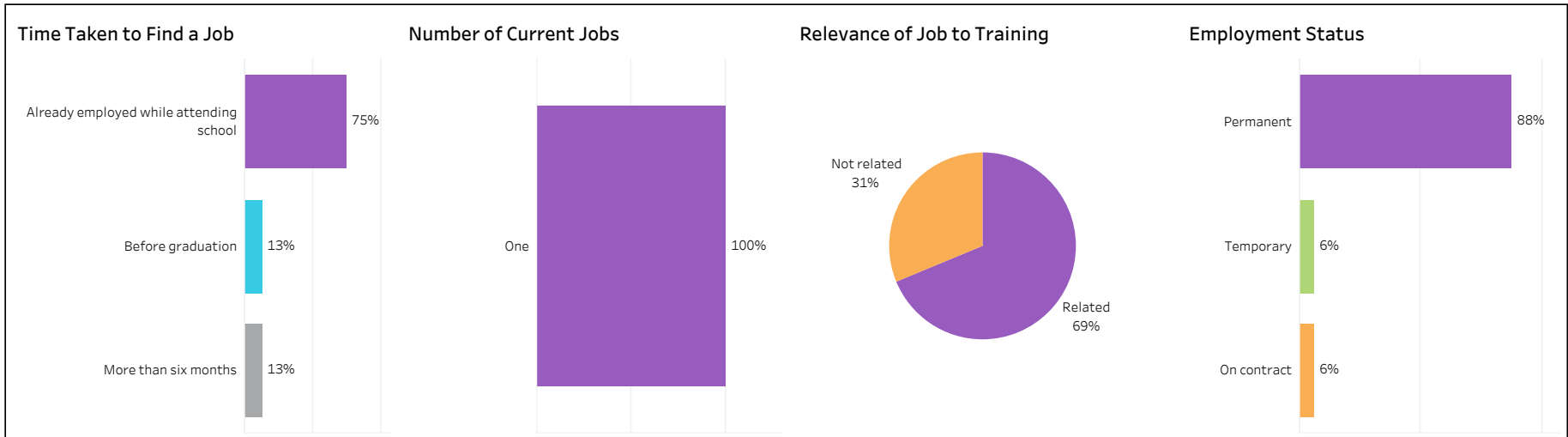
Saskatoon	Regina	Moose Jaw	Prince Albert	Elsewhere in Sask
10%	45%	5%	5%	35%



2017-18 Graduate Follow-up Survey

Campus: **Moose Jaw**; School: **Business**; Program: **Business**; Credential: **CERT**;
Program Type: **Con Ed - Sask Polytech Delivered**

Number of Respondents:
20





2017-18 Graduate Follow-up Survey

Campus: **Moose Jaw**; School: **Business**; Program: **Business**; Credential: **CERT**;
Program Type: **Con Ed - Brokered**

Number of Respondents:
42

Class of Graduates
2017-18

School
Business

Campus
Moose Jaw

Program
Business

Credential
CERT

Base/Con Ed/Brokered
Con Ed - Brokered

Indigenous
All

Overall Employment

Available Workforce	# of Grads Employed	Employment Rate	# of Full-time Employed	Full-time Employment Rate
35	33	94%	25	71%

Training Related Employment

Available Workforce	# of Grads Employed	Employment Rate	# of Full-time Employed Grads	Full-time Employment Rate
35	21	60%	17	49%

Location of Employment

Saskatoon	Regina	Moose Jaw	Prince Albert	Elsewhere in Sask	Outside Sask
3%	3%	0%	0%	88%	6%

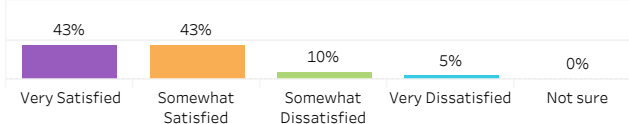
Average Annual Salary

Overall (\$)	34,428
Full-time Training Related (\$)	37,338

Salary by Location

	Overall (\$)	Full-time Training Related (\$)
Saskatoon		
Regina	45,178	45,178
Elsewhere in SK	33,714	37,038
Manitoba	34,772	34,772

Overall Satisfaction with Program



Satisfaction with Sask Polytech

Satisfied with the decision to attend Sask Polytech	Recommend program to others	Recommend Sask Polytech to others
93%	78%	88%

Satisfaction with Campus Facilities & Services

■ Satisfied
 ■ Dissatisfied
 ■ Not sure

Campus facilities



Campus activities



Instruction delivered



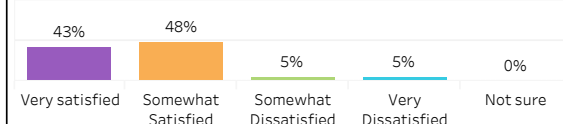
Student support services



Educational experience

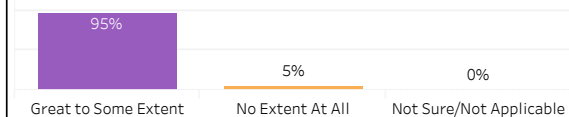


Relevance of Program to Field of Employment

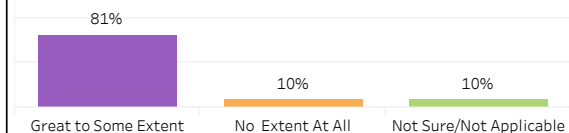


Program Benefits

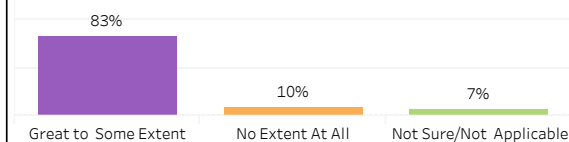
Skills and knowledge relevant in the workplace



Improved earning potential



Improved employment opportunities



Location of Current Residence

Saskatoon	Regina	Moose Jaw	Elsewhere in Sask	Outside Sask
2%	7%	2%	85%	2%

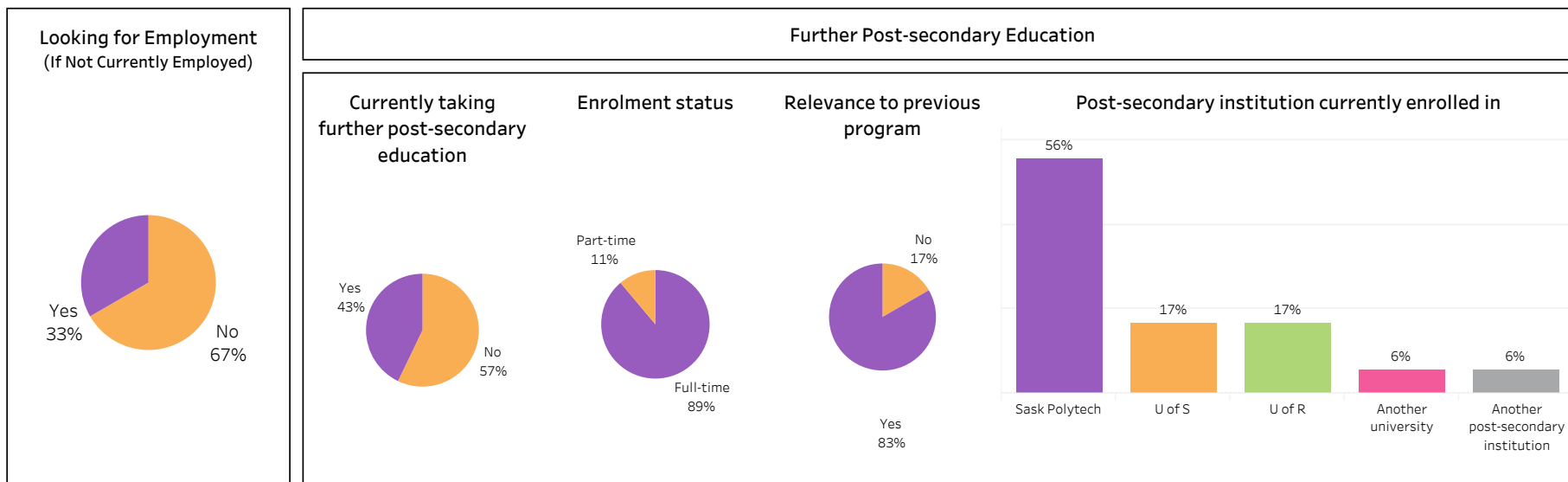
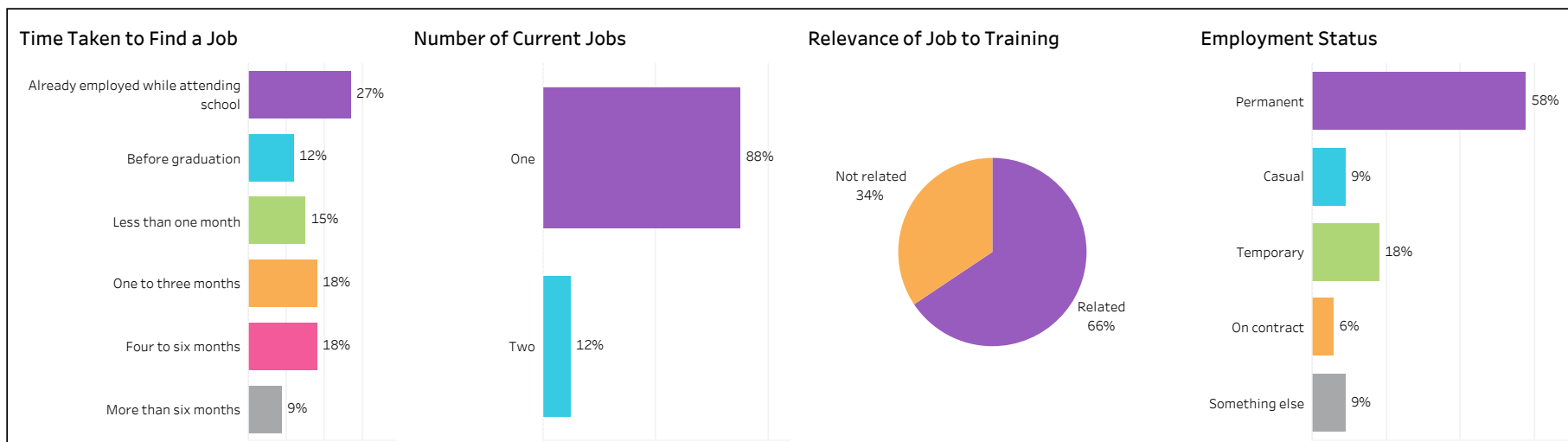


2017-18 Graduate Follow-up Survey

Campus: **Moose Jaw**; School: **Business**; Program: **Business**; Credential: **CERT**;

Program Type: **Con Ed - Brokered**

Number of Respondents:
42





2017-18 Graduate Follow-up Survey

Campus: **Prince Albert**; School: **Business**; Program: **Business**; Credential: **CERT**;
Program Type: **Base**

Number of Respondents:
23

Class of Graduates
2017-18

School
Business

Campus
Prince Albert

Program
Business

Credential
CERT

Base/Con Ed/Brokered
Base

Indigenous
All

Overall Employment

Available Workforce	# of Grads Employed	Employment Rate	# of Full-time Employed	Full-time Employment Rate
19	18	95%	14	74%

Training Related Employment

Available Workforce	# of Grads Employed	Employment Rate	# of Full-time Employed Grads	Full-time Employment Rate
19	9	47%	9	47%

Location of Employment

Saskatoon	Regina	Moose Jaw	Prince Albert	Elsewhere in Sask	Outside Sask
28%	6%	0%	61%	0%	6%

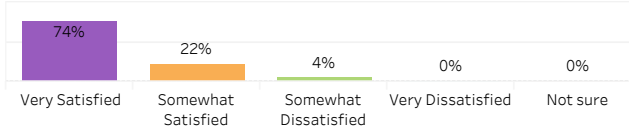
Average Annual Salary

Overall (\$)	33,212
Full-time Training Related (\$)	37,752

Salary by Location

	Overall (\$)	Full-time Training Related (\$)
Saskatoon	34,200	45,361
Regina	24,752	
Prince Albert	30,004	33,186
Alberta	62,400	

Overall Satisfaction with Program



Satisfaction with Sask Polytech

Satisfied with the decision to attend Sask Polytech	Recommend program to others	Recommend Sask Polytech to others
91%	91%	91%

Satisfaction with Campus Facilities & Services

■ Satisfied
 ■ Dissatisfied
 ■ Not sure

Campus facilities



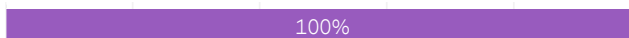
Campus activities



Instruction delivered



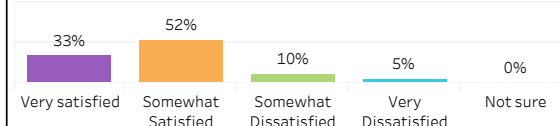
Student support services



Educational experience




Relevance of Program to Field of Employment

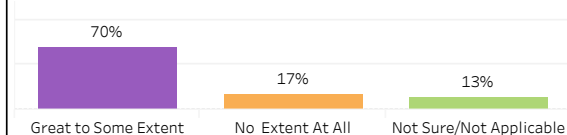


Program Benefits

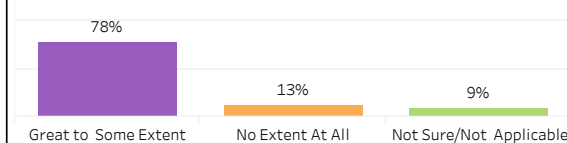
Skills and knowledge relevant in the workplace



Improved earning potential



Improved employment opportunities



Location of Current Residence

Saskatoon	Moose Jaw	Prince Albert	Elsewhere in Sask
30%	4%	61%	4%

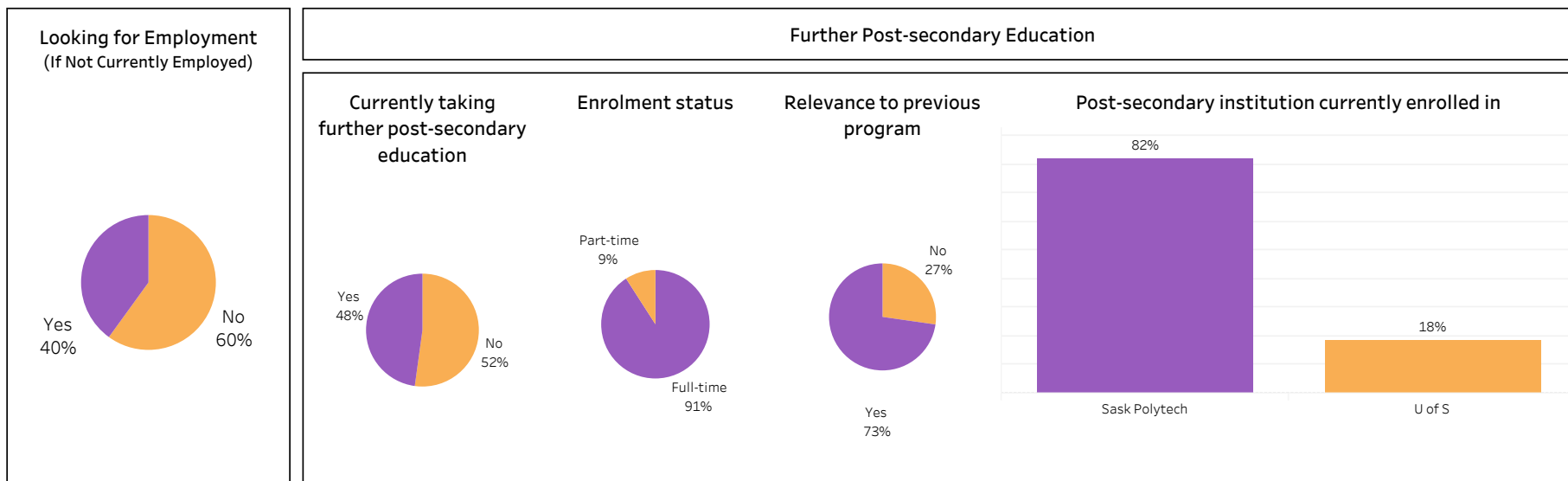
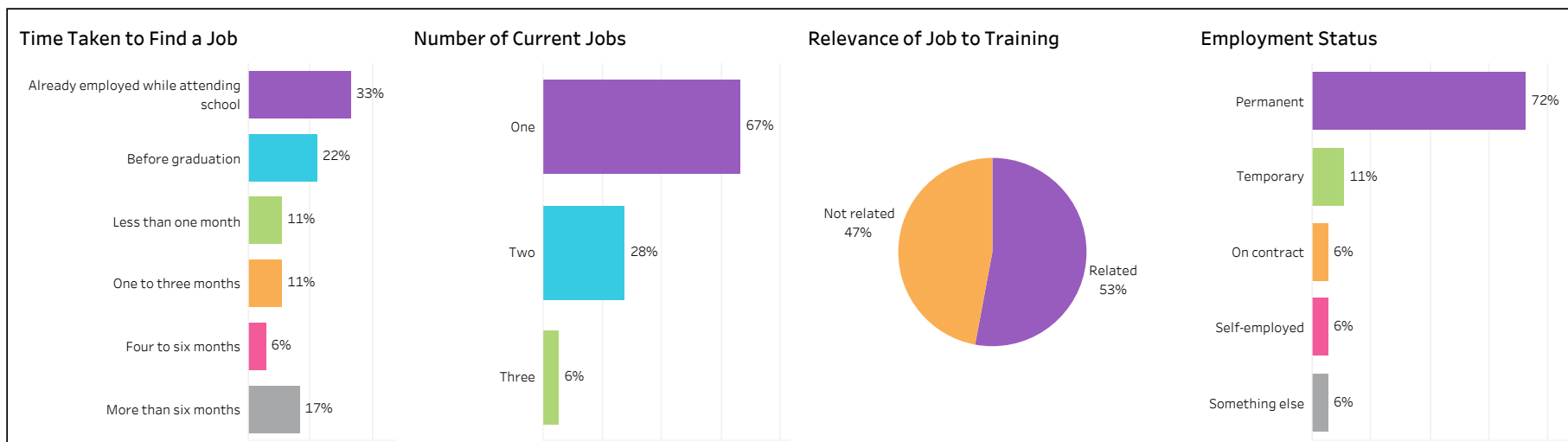


2017-18 Graduate Follow-up Survey

Campus: **Prince Albert**; School: **Business**; Program: **Business**; Credential: **CERT**;

Program Type: **Base**

Number of Respondents:
23





2017-18 Graduate Follow-up Survey

Campus: **Saskatoon**; School: **Business**; Program: **Business**; Credential: **CERT**;
Program Type: **Base**

Number of Respondents:
37

Class of Graduates
2017-18

School
Business

Campus
Saskatoon

Program
Business

Credential
CERT

Base/Con Ed/Brokered
Base

Indigenous
All

Overall Employment

Available Workforce	# of Grads Employed	Employment Rate	# of Full-time Employed	Full-time Employment Rate
24	21	88%	17	71%

Training Related Employment

Available Workforce	# of Grads Employed	Employment Rate	# of Full-time Employed Grads	Full-time Employment Rate
24	14	58%	11	46%

Location of Employment

Saskatoon	Regina	Moose Jaw	Prince Albert	Elsewhere in Sask	Outside Sask
76%	0%	10%	0%	5%	10%

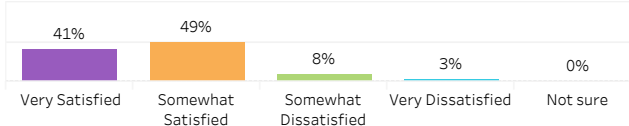
Average Annual Salary

Overall (\$)	40,342
Full-time Training Related (\$)	40,912

Salary by Location

	Overall (\$)	Full-time Training Related (\$)
Saskatoon	39,678	42,413
Moose Jaw	20,857	29,120
Elsewhere in SK	42,200	42,200
Manitoba	84,760	
Ontario		

Overall Satisfaction with Program



Satisfaction with Sask Polytech

Satisfied with the decision to attend Sask Polytech	Recommend program to others	Recommend Sask Polytech to others
97%	94%	97%

Satisfaction with Campus Facilities & Services

■ Satisfied
 ■ Dissatisfied
 ■ Not sure

Campus facilities



Campus activities



Instruction delivered



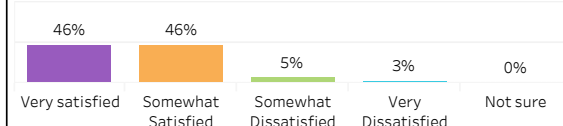
Student support services



Educational experience




Relevance of Program to Field of Employment

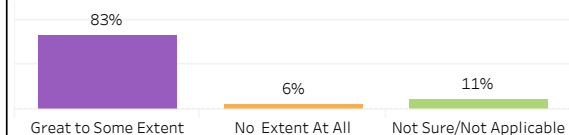


Program Benefits

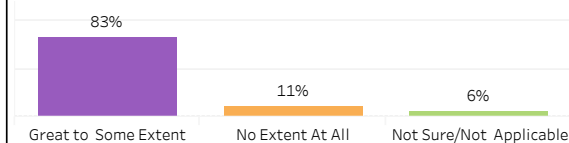
Skills and knowledge relevant in the workplace



Improved earning potential



Improved employment opportunities



Location of Current Residence

Saskatoon	Moose Jaw	Outside Sask
84%	8%	8%

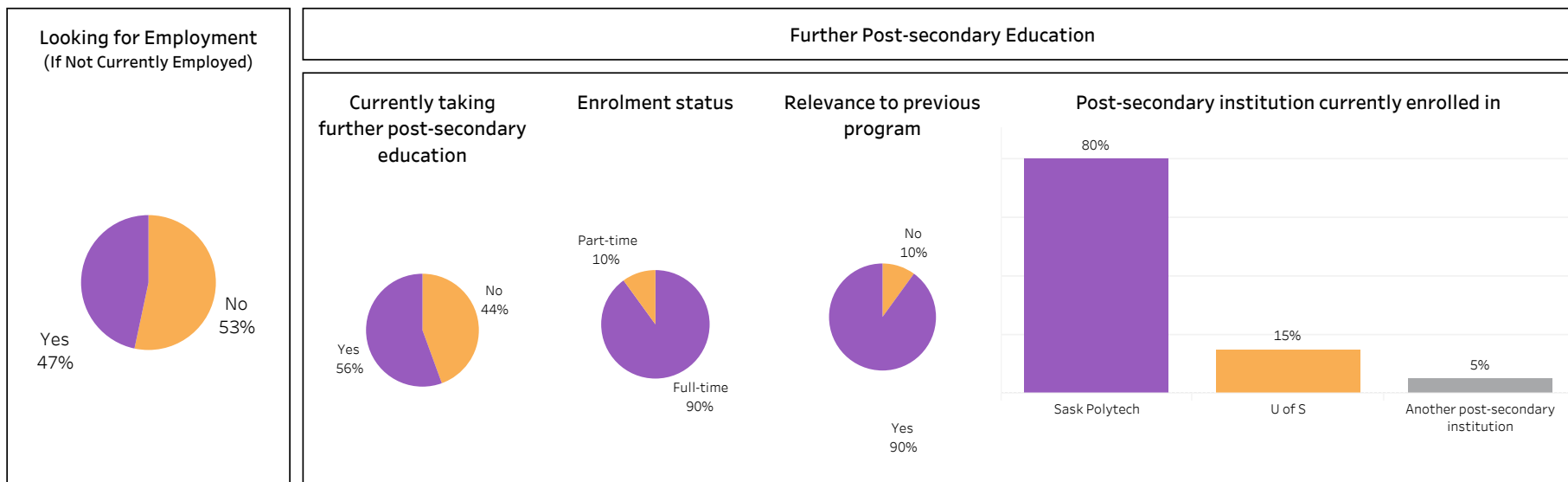
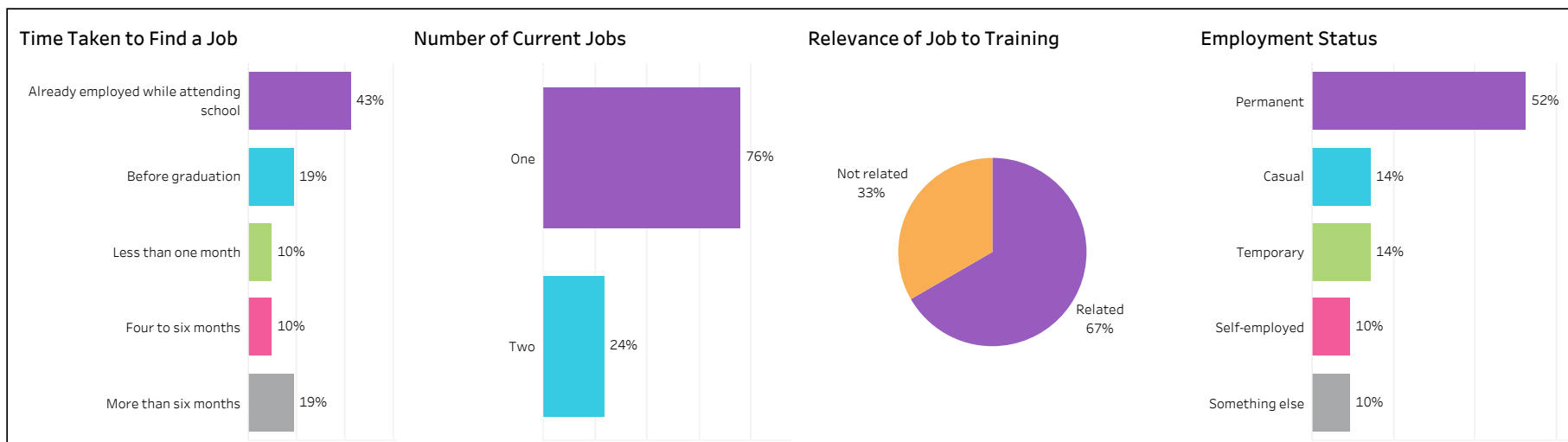


2017-18 Graduate Follow-up Survey

Campus: **Saskatoon**; School: **Business**; Program: **Business**; Credential: **CERT**; Program

Type: **Base**

Number of Respondents:
37





2017-18 Graduate Follow-up Survey

Campus: **Saskatoon**; School: **Business**; Program: **Business**; Credential: **CERT**;

Program Type: **Con Ed - Sask Polytech Delivered**

Number of Respondents: 5

Class of Graduates
2017-18

School
Business

Campus
Saskatoon

Program
Business

Credential
CERT

Base/Con Ed/Brokered
Con Ed - Sask Polytech Delivered

Indigenous
All

Overall Employment

Available Workforce	# of Grads Employed	Employment Rate	# of Full-time Employed	Full-time Employment Rate
3	3	100%	1	33%

Training Related Employment

Available Workforce	# of Grads Employed	Employment Rate	# of Full-time Employed Grads	Full-time Employment Rate
3	2	67%		

Location of Employment

Saskatoon	Regina	Moose Jaw	Prince Albert	Elsewhere in Sask	Outside Sask
67%	0%	0%	0%	0%	33%

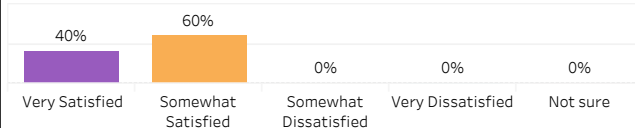
Average Annual Salary

Overall (\$)	41,600
Full-time Training Related (\$)	

Salary by Location

	Overall (\$)	Full-time Training Related (\$)
Saskatoon	41,600	
Alberta		

Overall Satisfaction with Program



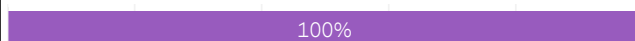
Satisfaction with Sask Polytech

Satisfied with the decision to attend Sask Polytech	Recommend program to others	Recommend Sask Polytech to others
100%	100%	100%

Satisfaction with Campus Facilities & Services

■ Satisfied
 ■ Dissatisfied
 ■ Not sure

Campus facilities



Campus activities



Instruction delivered



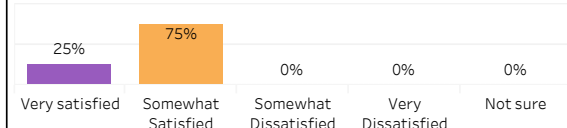
Student support services



Educational experience

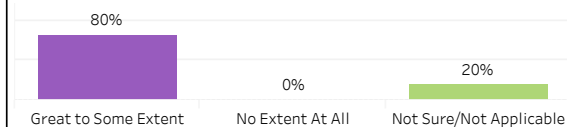


Relevance of Program to Field of Employment




Program Benefits

Skills and knowledge relevant in the workplace



Improved earning potential



Improved employment opportunities



Location of Current Residence

Saskatoon	Outside Sask
80%	20%

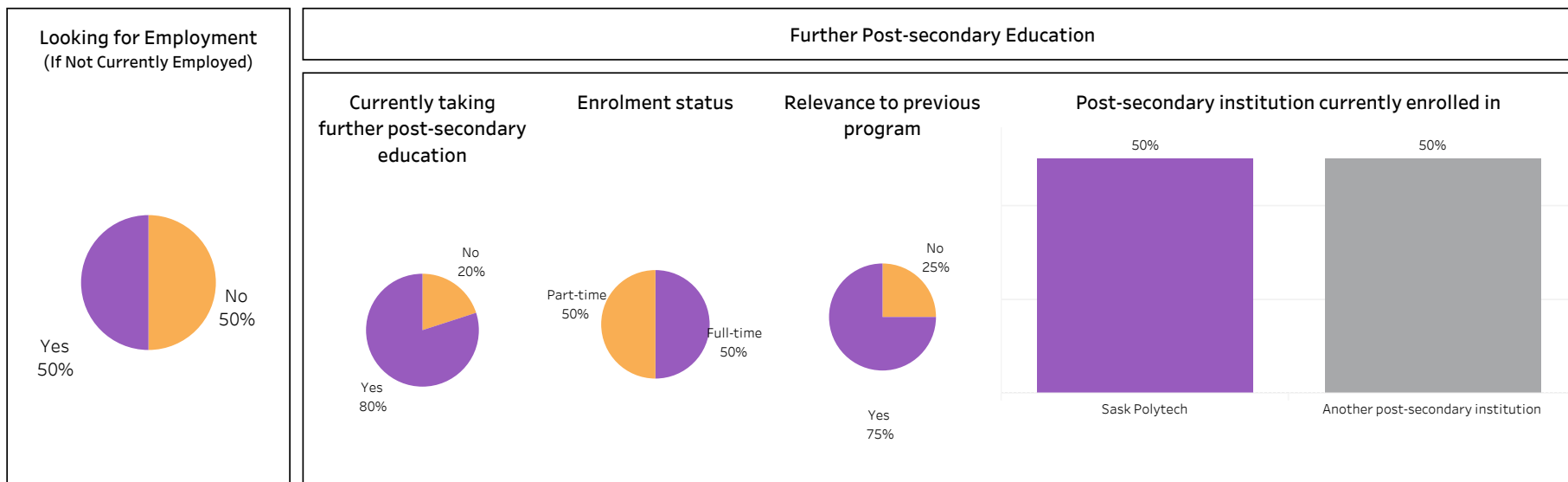
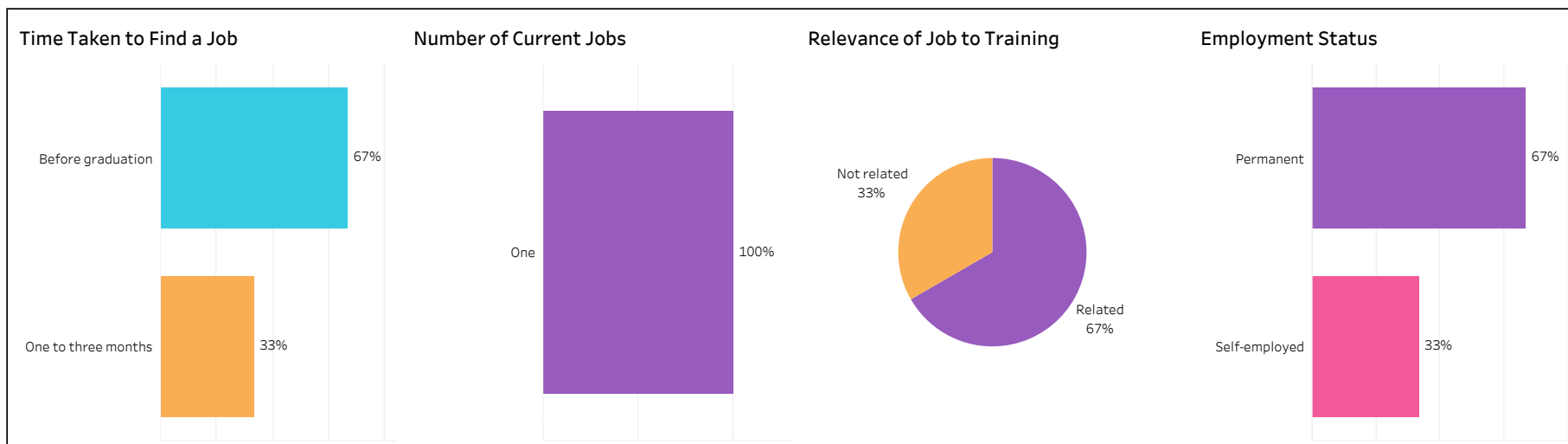


2017-18 Graduate Follow-up Survey

Campus: **Saskatoon**; School: **Business**; Program: **Business**; Credential: **CERT**; Program

Type: **Con Ed - Sask Polytech Delivered**

Number of Respondents:
5





2017-18 Graduate Follow-up Survey

Campus: **Moose Jaw**; School: **Business**; Program: **Business**; Credential: **DIP & DIPC**;
Program Type: **Base**

Number of Respondents:
83

Class of Graduates
2017-18

School
Business

Campus
Moose Jaw

Program
Business

Credential
Multiple values

Base/Con Ed/Brokered
Base

Indigenous
All

Overall Employment

Available Workforce	# of Grads Employed	Employment Rate	# of Full-time Employed	Full-time Employment Rate
76	74	97%	67	88%

Training Related Employment

Available Workforce	# of Grads Employed	Employment Rate	# of Full-time Employed Grads	Full-time Employment Rate
76	58	76%	54	71%

Location of Employment

Saskatoon	Regina	Moose Jaw	Prince Albert	Elsewhere in Sask	Outside Sask
26%	35%	23%	1%	8%	7%

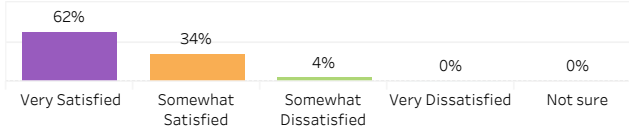
Average Annual Salary

Overall (\$)	40,168
Full-time Training Related (\$)	45,341

Salary by Location

	Overall (\$)	Full-time Training Related (\$)
Saskatoon	43,348	48,237
Regina	37,978	45,259
Moose Jaw	35,495	40,295
Prince Albert	24,960	
Elsewhere in SK	44,241	44,104
Alberta	65,500	65,500
Ontario	43,498	43,498
Outside of Canada	43,400	34,800

Overall Satisfaction with Program



Satisfaction with Sask Polytech

Satisfied with the decision to attend Sask Polytech	Recommend program to others	Recommend Sask Polytech to others
99%	95%	98%

Satisfaction with Campus Facilities & Services

■ Satisfied
 ■ Dissatisfied
 ■ Not sure

Campus facilities



Campus activities



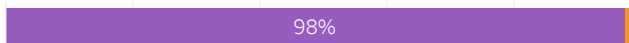
Instruction delivered



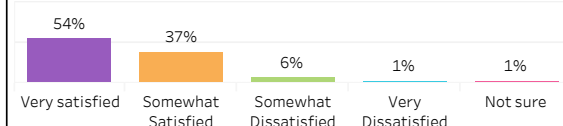
Student support services



Educational experience

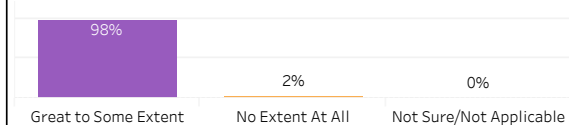


Relevance of Program to Field of Employment

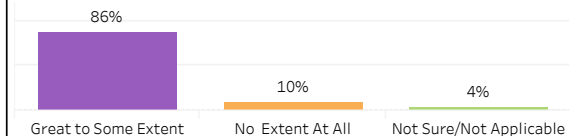


Program Benefits

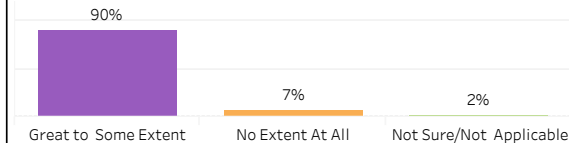
Skills and knowledge relevant in the workplace



Improved earning potential



Improved employment opportunities



Location of Current Residence

Saskatoon	Regina	Moose Jaw	Prince Albert	Elsewhere in Sask	Outside Sask
27%	35%	27%	1%	6%	5%

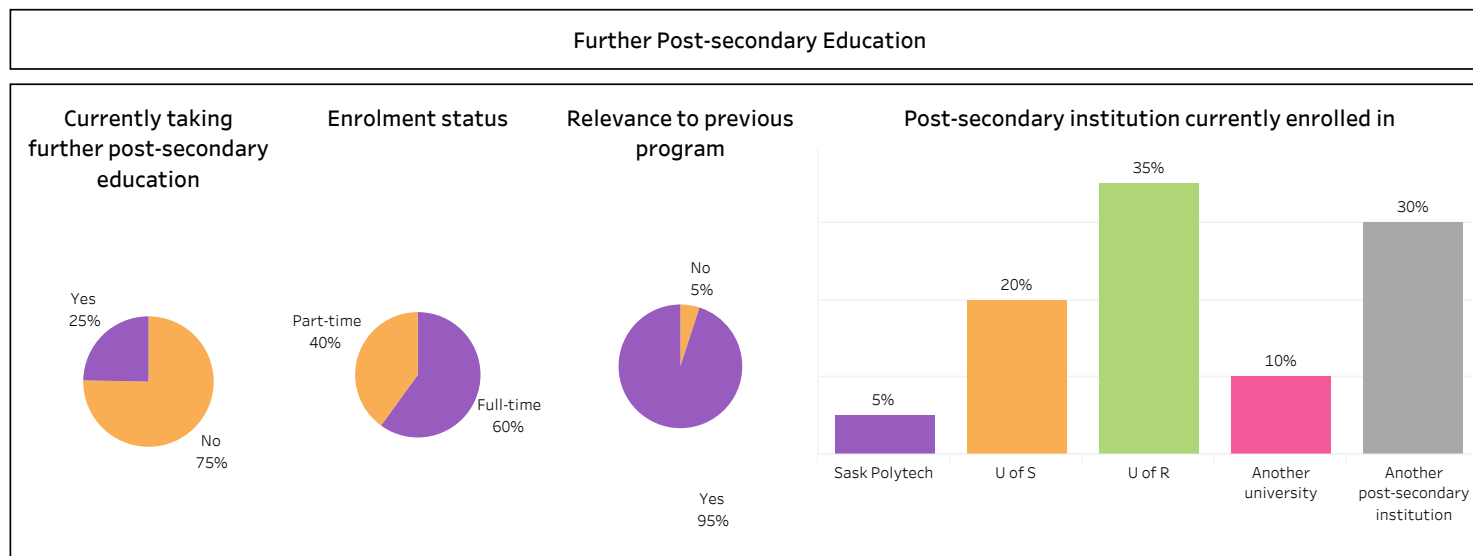
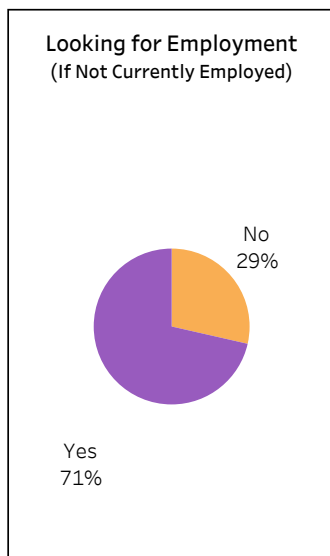
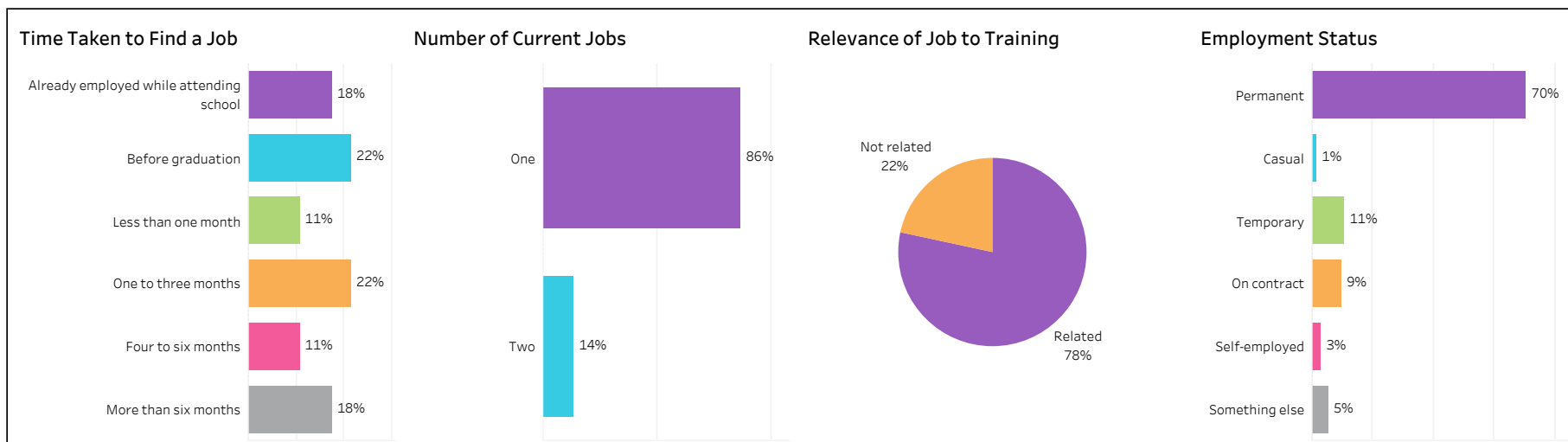


2017-18 Graduate Follow-up Survey

Campus: **Moose Jaw**; School: **Business**; Program: **Business**; Credential: **DIP & DIPC**;

Program Type: **Base**

Number of Respondents:
83





2017-18 Graduate Follow-up Survey

Campus: **Moose Jaw**; School: **Business**; Program: **Business**; Credential: **DIP & DIPC**;
Program Type: **Con Ed - Sask Polytech Delivered**

Number of Respondents: 7

Class of Graduates
2017-18

School
Business

Campus
Moose Jaw

Program
Business

Credential
DIP

Base/Con Ed/Brokered
Con Ed - Sask Polytech Delivered

Indigenous
All

Overall Employment

Available Workforce	# of Grads Employed	Employment Rate	# of Full-time Employed	Full-time Employment Rate
5	4	80%	4	80%

Training Related Employment

Available Workforce	# of Grads Employed	Employment Rate	# of Full-time Employed Grads	Full-time Employment Rate
5	2	40%	2	40%

Location of Employment

Saskatoon	Regina	Moose Jaw	Prince Albert	Elsewhere in Sask	Outside Sask
25%	50%	0%	0%	25%	0%

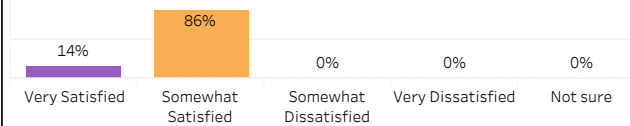
Average Annual Salary

Overall (\$)	42,735
Full-time Training Related (\$)	45,600

Salary by Location

	Overall (\$)	Full-time Training Related (\$)
Saskatoon	45,600	45,600
Regina	32,604	
Elsewhere in SK	50,000	

Overall Satisfaction with Program



Satisfaction with Sask Polytech

Satisfied with the decision to attend Sask Polytech	Recommend program to others	Recommend Sask Polytech to others
100%	100%	86%

Satisfaction with Campus Facilities & Services

■ Satisfied
 ■ Dissatisfied
 ■ Not sure

Campus facilities



Campus activities



Instruction delivered



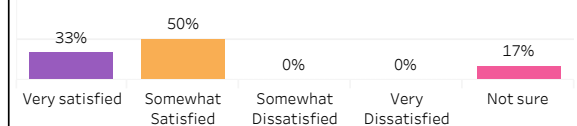
Student support services



Educational experience

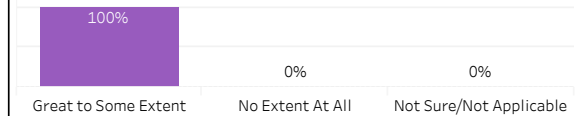


Relevance of Program to Field of Employment

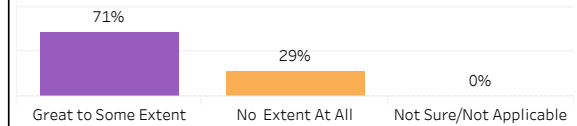


Program Benefits

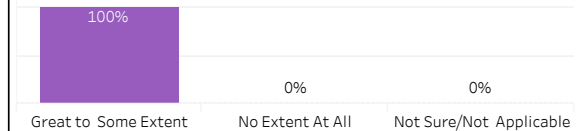
Skills and knowledge relevant in the workplace



Improved earning potential



Improved employment opportunities



Location of Current Residence

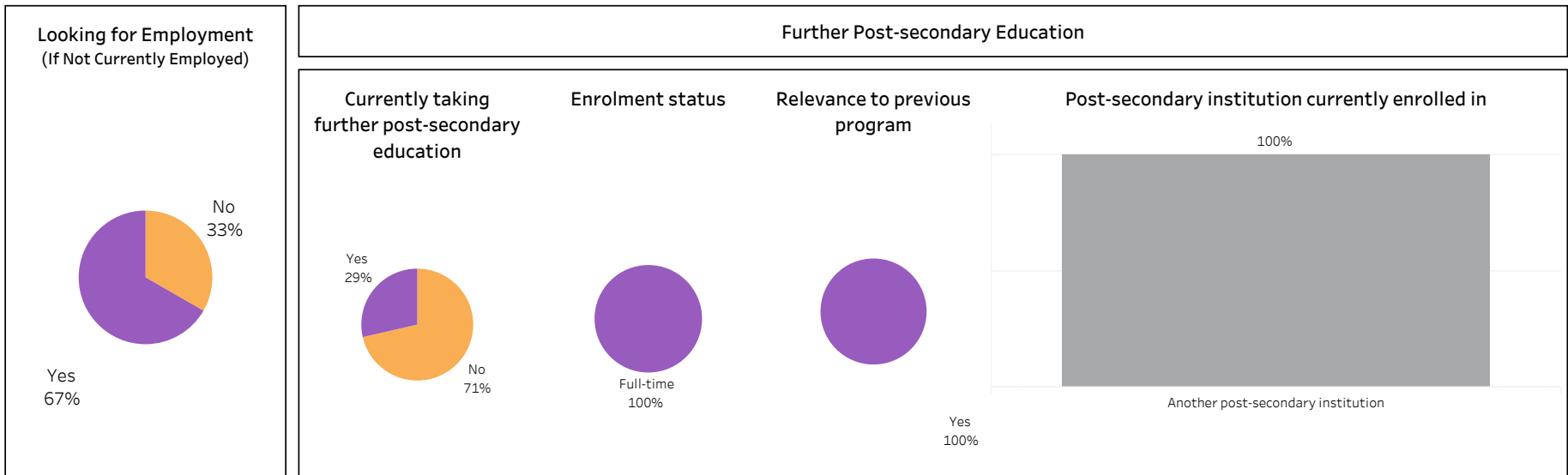
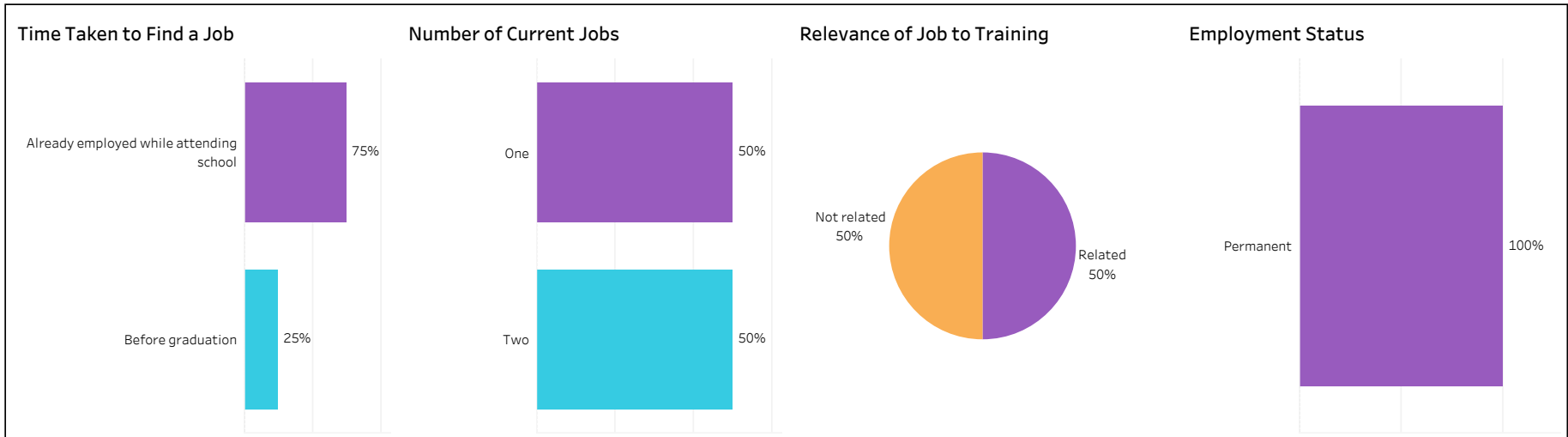
Saskatoon	Regina	Elsewhere in Sask	Outside Sask
43%	29%	14%	14%



2017-18 Graduate Follow-up Survey

Campus: **Moose Jaw**; School: **Business**; Program: **Business**; Credential: **DIP & DIPC**;
Program Type: **Con Ed - Sask Polytech Delivered**

Number of Respondents:
7





2017-18 Graduate Follow-up Survey

Campus: **Moose Jaw**; School: **Business**; Program: **Business**; Credential: **DIP & DIPC**;
Program Type: **Con Ed - Brokered**

Number of Respondents: 8

Class of Graduates
2017-18

School
Business

Campus
Moose Jaw

Program
Business

Credential
DIP

Base/Con Ed/Brokered
Con Ed - Brokered

Indigenous
All

Overall Employment

Available Workforce	# of Grads Employed	Employment Rate	# of Full-time Employed	Full-time Employment Rate
8	8	100%	8	100%

Training Related Employment

Available Workforce	# of Grads Employed	Employment Rate	# of Full-time Employed Grads	Full-time Employment Rate
8	7	88%	7	88%

Location of Employment

Saskatoon	Regina	Moose Jaw	Prince Albert	Elsewhere in Sask	Outside Sask
0%	0%	0%	0%	100%	0%

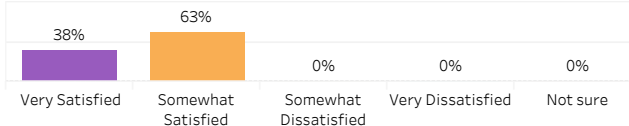
Average Annual Salary

Overall (\$)	40,236
Full-time Training Related (\$)	40,339

Salary by Location

	Overall (\$)	Full-time Training Related (\$)
Elsewhere in SK	40,236.2	40,338.5

Overall Satisfaction with Program



Satisfaction with Sask Polytech

Satisfied with the decision to attend Sask Polytech	Recommend program to others	Recommend Sask Polytech to others
100%	100%	100%

Satisfaction with Campus Facilities & Services

■ Satisfied
 ■ Dissatisfied
 ■ Not sure

Campus facilities



Campus activities



Instruction delivered



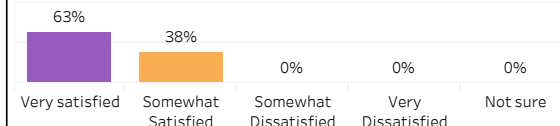
Student support services



Educational experience




Relevance of Program to Field of Employment

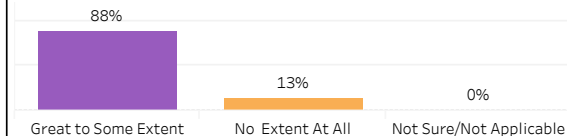


Program Benefits

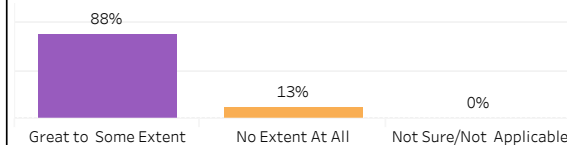
Skills and knowledge relevant in the workplace



Improved earning potential



Improved employment opportunities



Location of Current Residence

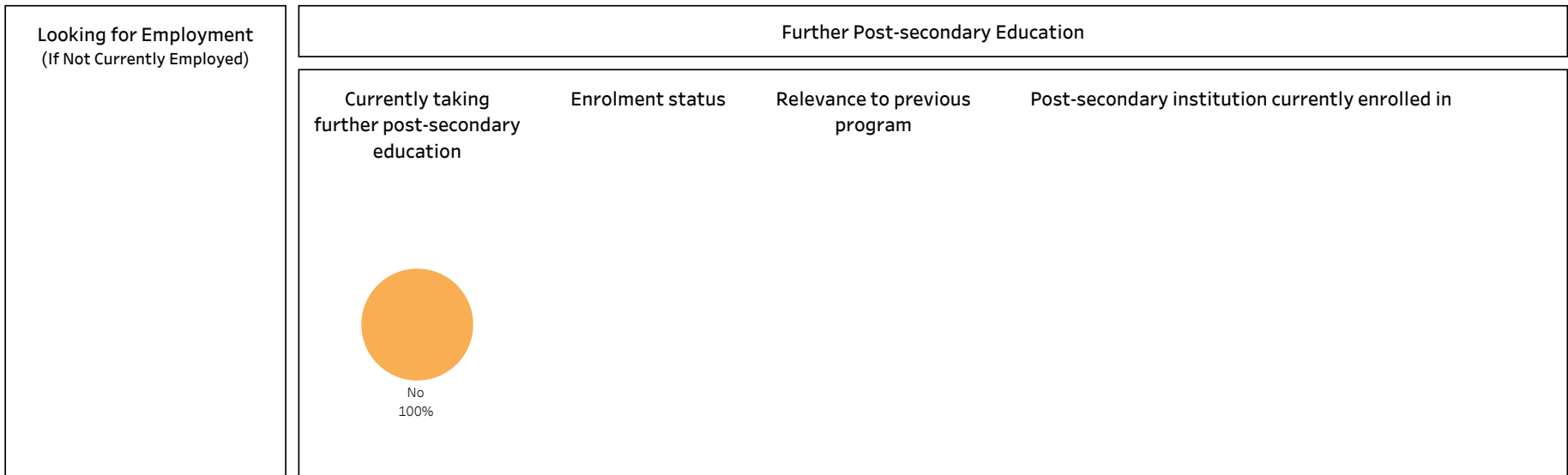
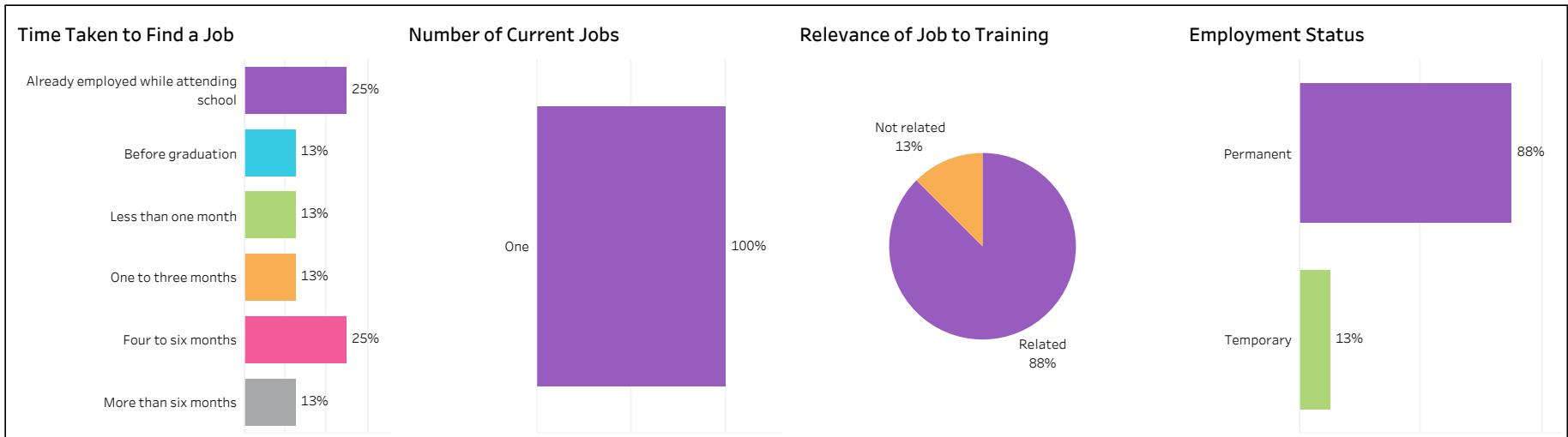




2017-18 Graduate Follow-up Survey

Campus: **Moose Jaw**; School: **Business**; Program: **Business**; Credential: **DIP & DIPC**;
Program Type: **Con Ed - Brokered**

Number of Respondents:
8





2017-18 Graduate Follow-up Survey

Campus: **All**; School: **Business**; Program: **Business Accountancy**; Credential: **DIP**;
Program Type: **All**

Number of Respondents:
12

Class of Graduates
2017-18

School
Business

Campus
All

Program
Business Accountancy

Credential
DIP

Base/Con Ed/Brokered
All

Indigenous
All

Overall Employment

Available Workforce	# of Grads Employed	Employment Rate	# of Full-time Employed	Full-time Employment Rate
10	10	100%	10	100%

Training Related Employment

Available Workforce	# of Grads Employed	Employment Rate	# of Full-time Employed Grads	Full-time Employment Rate
10	7	70%	7	70%

Location of Employment

Saskatoon	Regina	Moose Jaw	Prince Albert	Elsewhere in Sask	Outside Sask
60%	20%	0%	0%	20%	0%

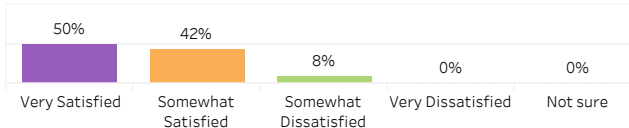
Average Annual Salary

Overall (\$)	48,574
Full-time Training Related (\$)	53,893

Salary by Location

	Overall (\$)	Full-time Training Related (\$)
Saskatoon	40,919	46,453
Regina	56,000	56,000
Elsewhere in SK	64,000	64,000

Overall Satisfaction with Program



Satisfaction with Sask Polytech

Satisfied with the decision to attend Sask Polytech	Recommend program to others	Recommend Sask Polytech to others
82%	82%	82%

Satisfaction with Campus Facilities & Services

■ Satisfied
 ■ Dissatisfied
 ■ Not sure


Campus facilities



Campus activities



Instruction delivered



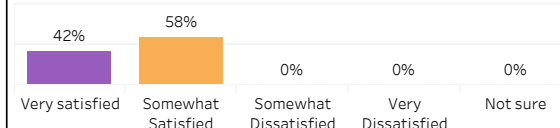
Student support services



Educational experience

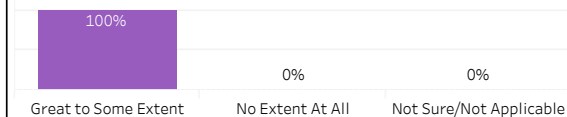


Relevance of Program to Field of Employment

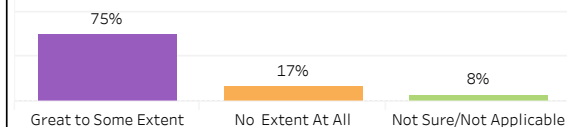


Program Benefits

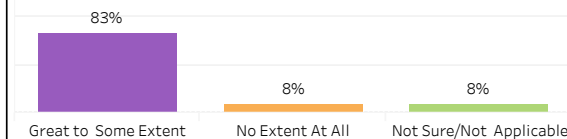
Skills and knowledge relevant in the workplace



Improved earning potential



Improved employment opportunities



Location of Current Residence

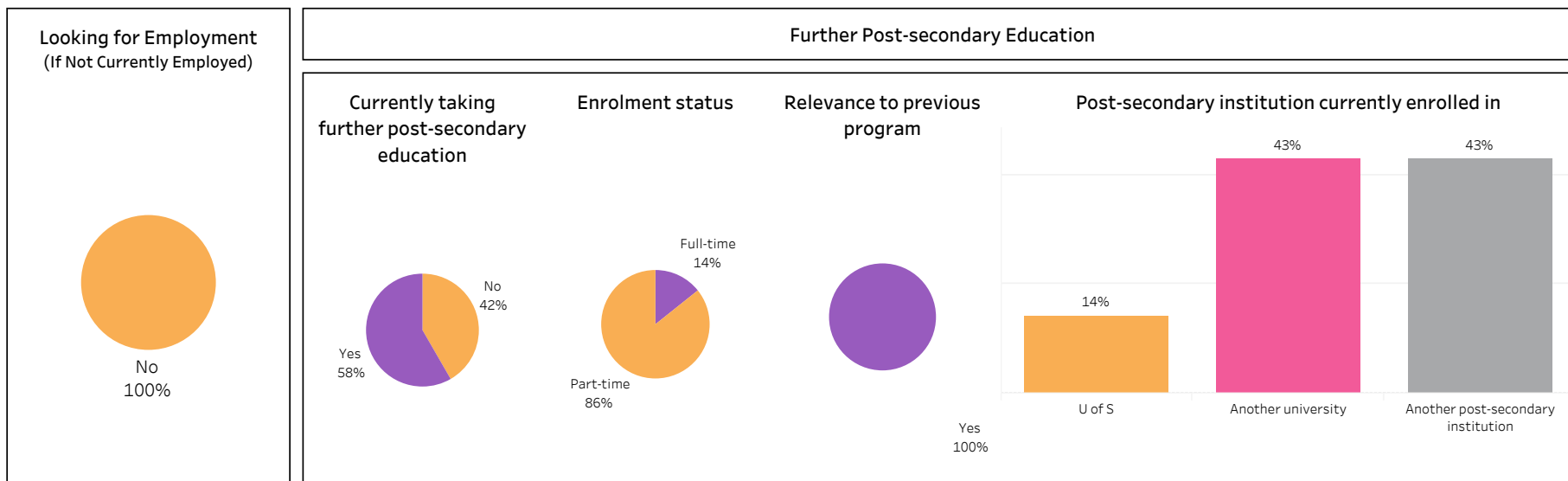
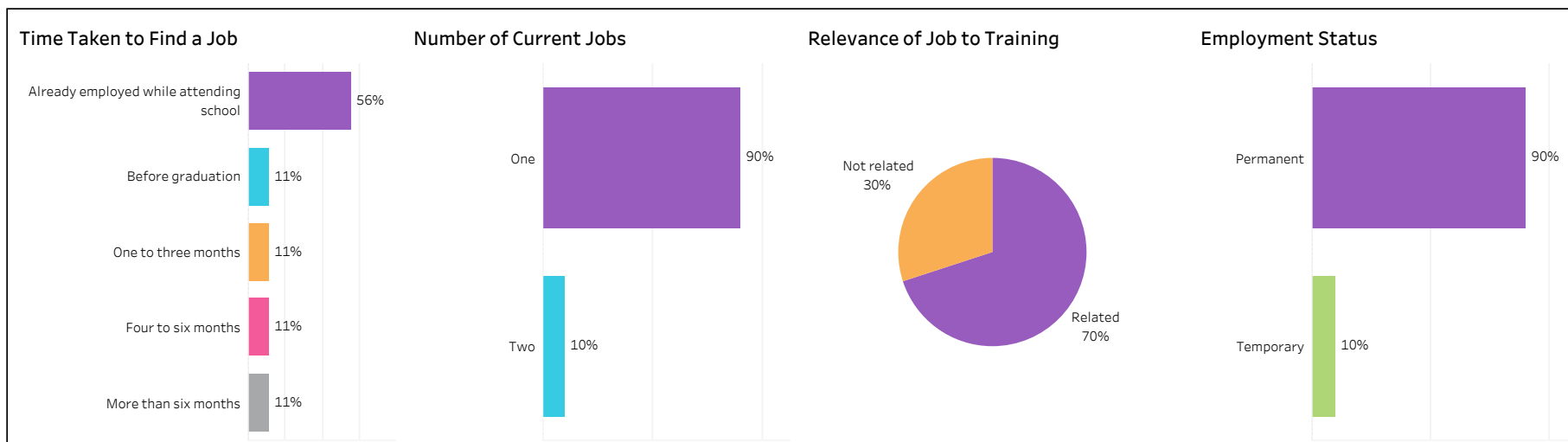
Saskatoon	Regina	Elsewhere in Sask
67%	17%	17%



2017-18 Graduate Follow-up Survey

Campus: **All**; School: **Business**; Program: **Business Accountancy**; Credential: **DIP**;
Program Type: **All**

Number of Respondents:
12





2017-18 Graduate Follow-up Survey

Campus: **All**; School: **Business**; Program: **Business Accountancy**; Credential: **PGCERT**;
Program Type: **All**

Number of Respondents: 3

Class of Graduates
2017-18

School
Business

Campus
All

Program
Business Accountancy

Credential
PGCERT

Base/Con Ed/Brokered
All

Indigenous
All

Overall Employment

Available Workforce	# of Grads Employed	Employment Rate	# of Full-time Employed	Full-time Employment Rate
3	3	100%	3	100%

Training Related Employment

Available Workforce	# of Grads Employed	Employment Rate	# of Full-time Employed Grads	Full-time Employment Rate
3	1	33%	1	33%

Location of Employment

Saskatoon	Regina	Moose Jaw	Prince Albert	Elsewhere in Sask	Outside Sask
0%	50%	0%	0%	0%	50%

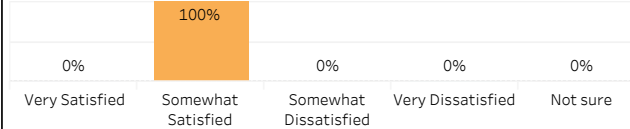
Average Annual Salary

Overall (\$)	41,600
Full-time Training Related (\$)	41,600

Salary by Location

	Overall (\$)	Full-time Training Related (\$)
Regina		
Ontario		

Overall Satisfaction with Program



Satisfaction with Sask Polytech

Satisfied with the decision to attend Sask Polytech	Recommend program to others	Recommend Sask Polytech to others
100%	100%	100%

Satisfaction with Campus Facilities & Services

■ Satisfied
 ■ Dissatisfied
 ■ Not sure

Campus facilities



Campus activities



Instruction delivered



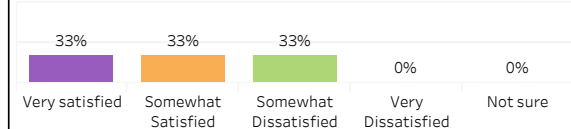
Student support services



Educational experience

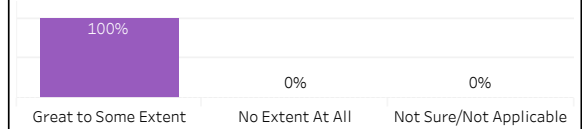


Relevance of Program to Field of Employment

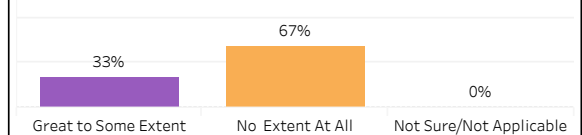


Program Benefits

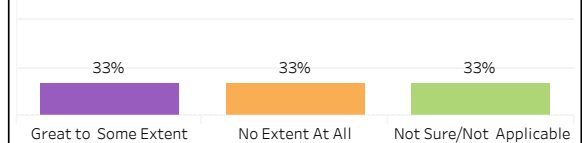
Skills and knowledge relevant in the workplace



Improved earning potential



Improved employment opportunities



Location of Current Residence

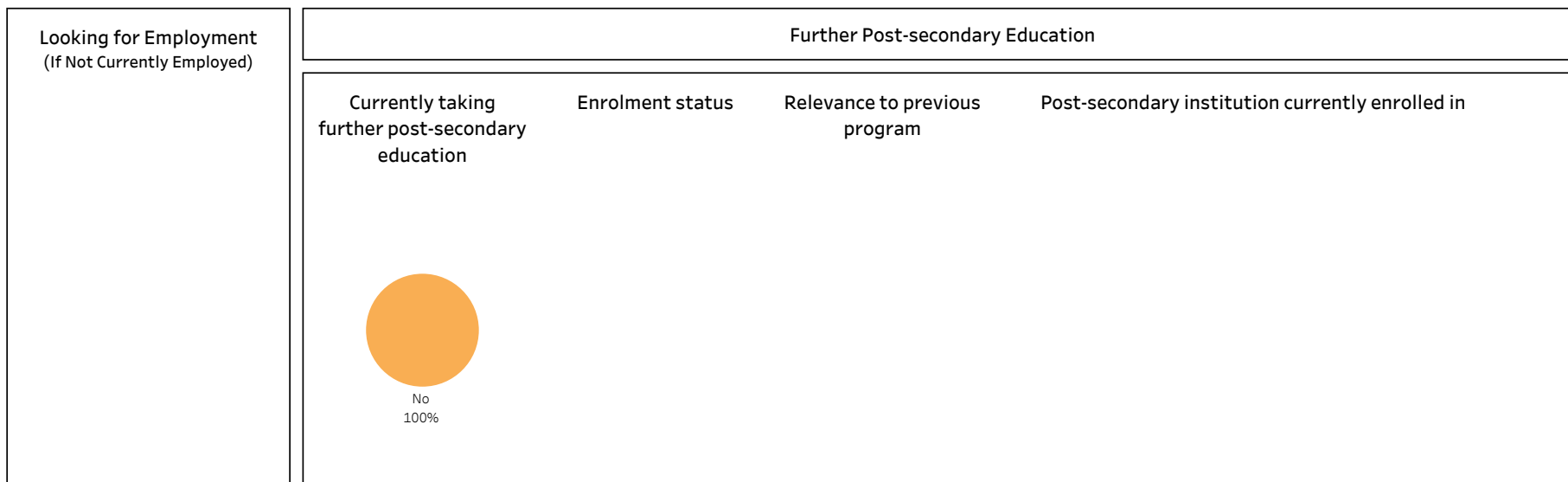
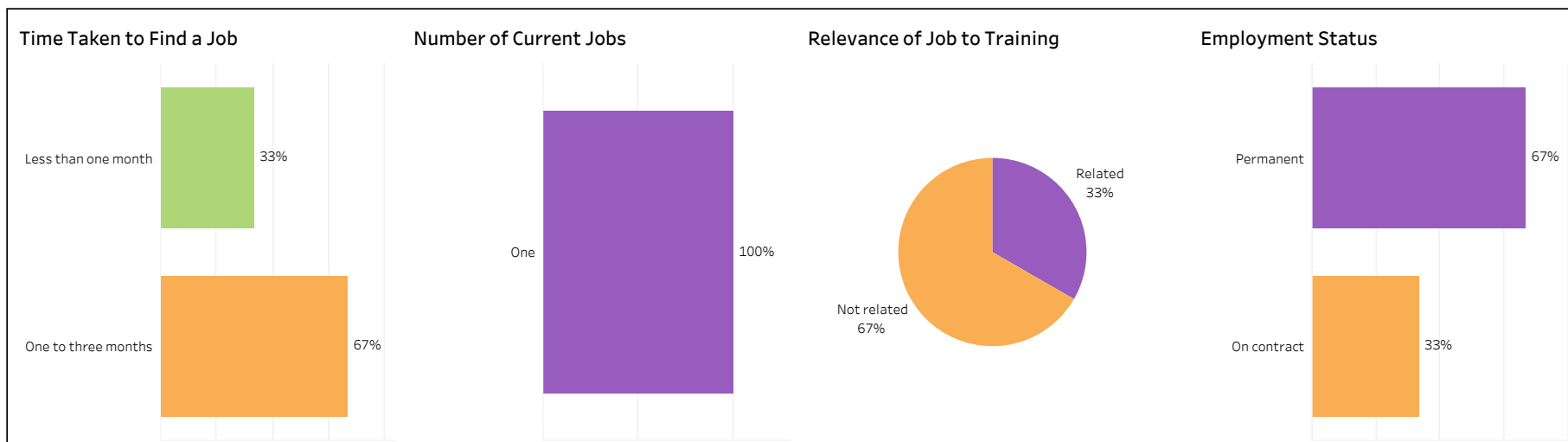
Regina	Moose Jaw	Outside Sask
33%	33%	33%



2017-18 Graduate Follow-up Survey

Campus: **All**; School: **Business**; Program: **Business Accountancy**; Credential: **PGCERT**;
Program Type: **All**

Number of Respondents:
3





2017-18 Graduate Follow-up Survey

Campus: **Moose Jaw**; School: **Business**; Program: **Business Management**; Credential:
DIP; Program Type: **Con Ed - Sask Polytech Delivered**

Number of Respondents: **1**

Class of Graduates
2017-18

School
Business

Campus
Moose Jaw

Program
Business Management

Credential
DIP

Base/Con Ed/Brokered
Con Ed - Sask Polytech Delivered

Indigenous
All

Overall Employment

Available Workforce	# of Grads Employed	Employment Rate	# of Full-time Employed	Full-time Employment Rate
1	1	100%	1	100%

Training Related Employment

Available Workforce	# of Grads Employed	Employment Rate	# of Full-time Employed Grads	Full-time Employment Rate
1	1	100%	1	100%

Location of Employment

Saskatoon	Regina	Moose Jaw	Prince Albert	Elsewhere in Sask	Outside Sask
100%	0%	0%	0%	0%	0%

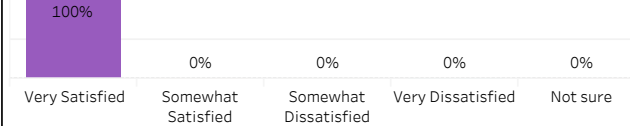
Average Annual Salary

Overall (\$)	42,000
Full-time Training Related (\$)	42,000

Salary by Location

	Overall (\$)	Full-time Training Related (\$)
Saskatoon	42,000	42,000

Overall Satisfaction with Program



Satisfaction with Sask Polytech

Satisfied with the decision to attend Sask Polytech	Recommend program to others	Recommend Sask Polytech to others
100%	100%	100%

Satisfaction with Campus Facilities & Services

■ Satisfied
 ■ Dissatisfied
 ■ Not sure

Campus facilities



Campus activities



Instruction delivered



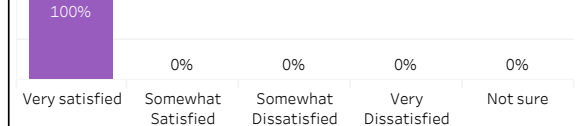
Student support services



Educational experience

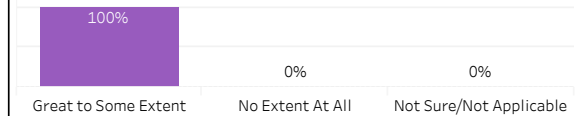


Relevance of Program to Field of Employment

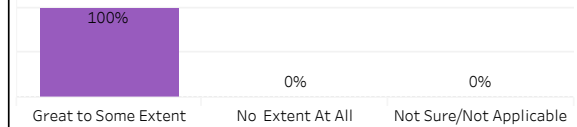


Program Benefits

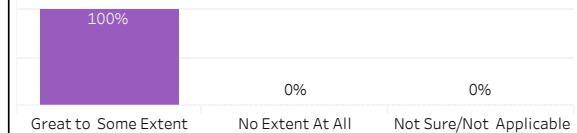
Skills and knowledge relevant in the workplace



Improved earning potential



Improved employment opportunities



Location of Current Residence

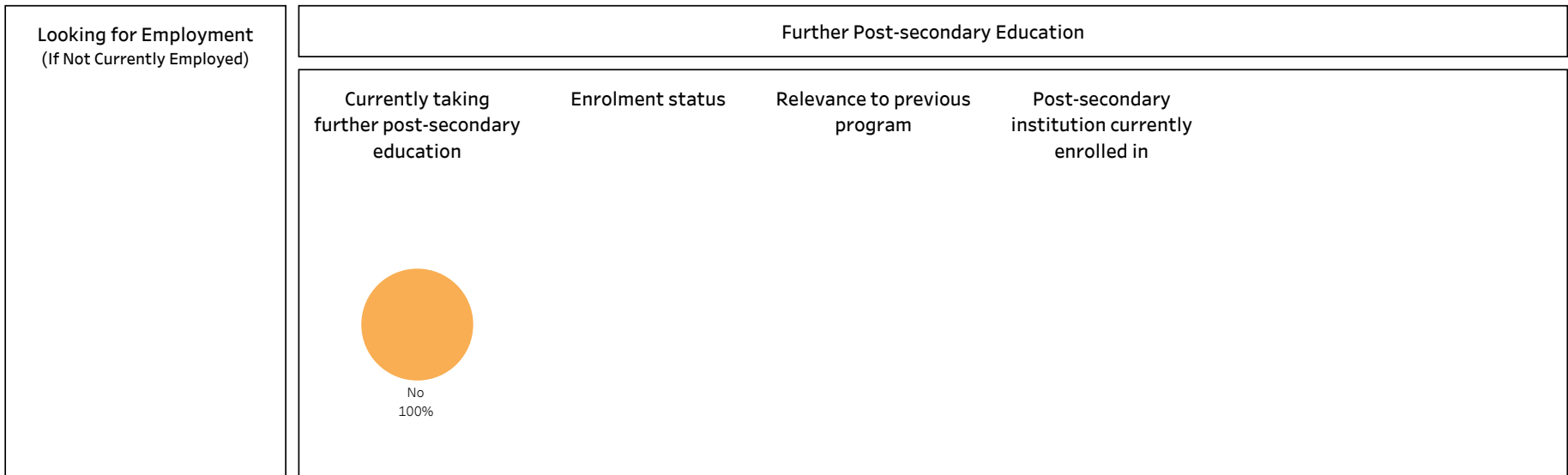
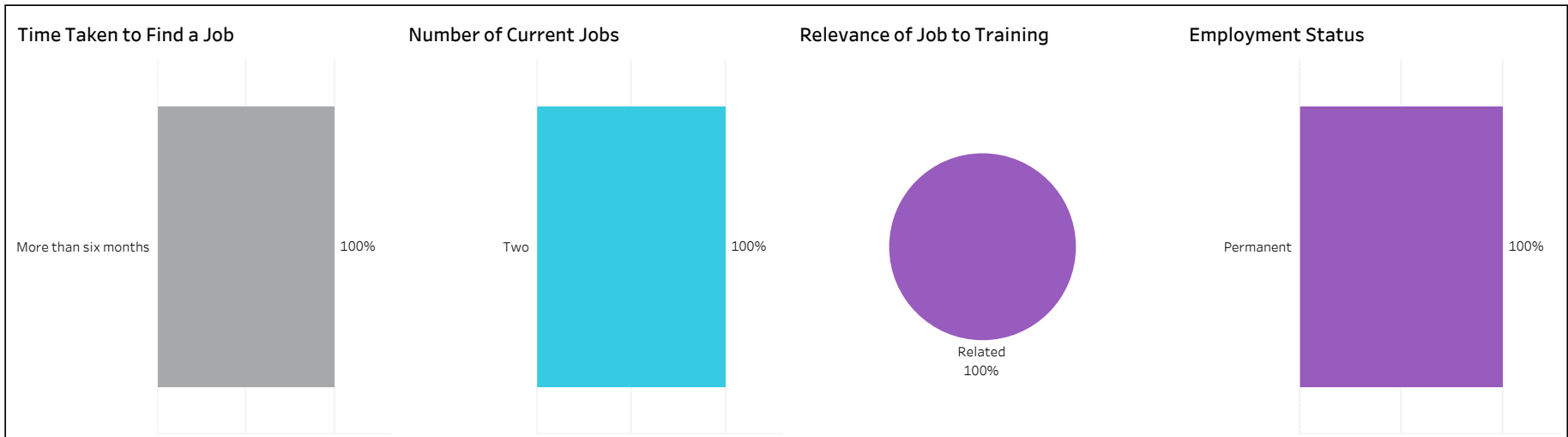
Saskatoon
100%



2017-18 Graduate Follow-up Survey

Campus: **Moose Jaw**; School: **Business**; Program: **Business Management**; Credential: **DIP**; Program Type: **Con Ed - Sask Polytech Delivered**

Number of Respondents:
1





2017-18 Graduate Follow-up Survey

Campus: **Moose Jaw**; School: **Business**; Program: **Business Management**; Credential: **PGCERT**; Program Type: **Base**

Number of Respondents:
14

Class of Graduates
2017-18

School
Business

Campus
Moose Jaw

Program
Business Management

Credential
PGCERT

Base/Con Ed/Brokered
Base

Indigenous
All

Overall Employment

Available Workforce	# of Grads Employed	Employment Rate	# of Full-time Employed	Full-time Employment Rate
13	13	100%	11	85%

Training Related Employment

Available Workforce	# of Grads Employed	Employment Rate	# of Full-time Employed Grads	Full-time Employment Rate
13	7	54%	7	54%

Location of Employment

Saskatoon	Regina	Moose Jaw	Prince Albert	Elsewhere in Sask	Outside Sask
8%	46%	8%	0%	31%	8%

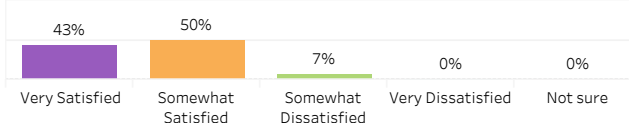
Average Annual Salary

Overall (\$)	29,750
Full-time Training Related (\$)	32,864

Salary by Location

	Overall (\$)	Full-time Training Related (\$)
Saskatoon	29,120	
Regina	27,251	27,321
Moose Jaw		
Elsewhere in SK	38,407	38,407
Outside of Canada	14,400	

Overall Satisfaction with Program



Satisfaction with Sask Polytech

Satisfied with the decision to attend Sask Polytech	Recommend program to others	Recommend Sask Polytech to others
92%	77%	77%

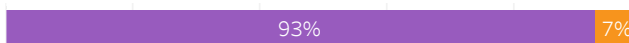
Satisfaction with Campus Facilities & Services

■ Satisfied
 ■ Dissatisfied
 ■ Not sure

Campus facilities



Campus activities



Instruction delivered



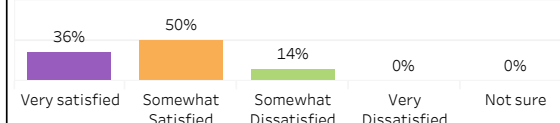
Student support services



Educational experience

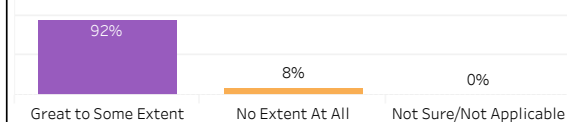


Relevance of Program to Field of Employment

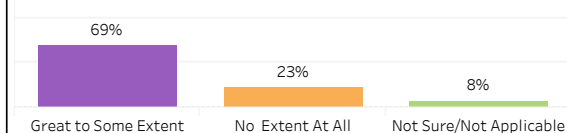


Program Benefits

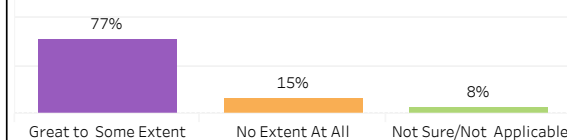
Skills and knowledge relevant in the workplace



Improved earning potential



Improved employment opportunities



Location of Current Residence

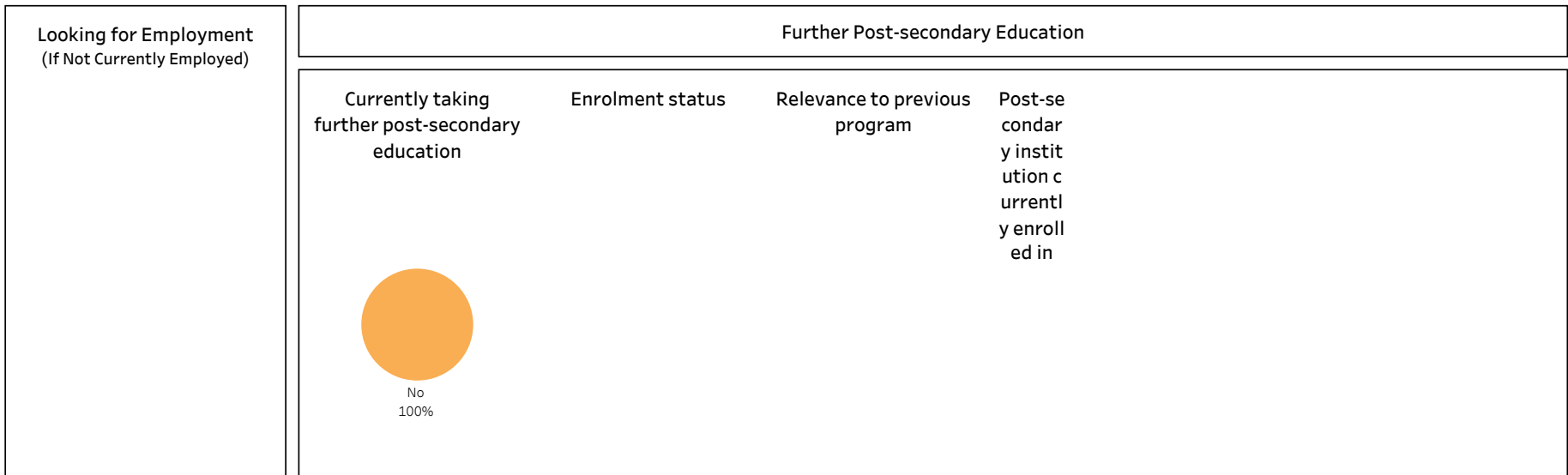
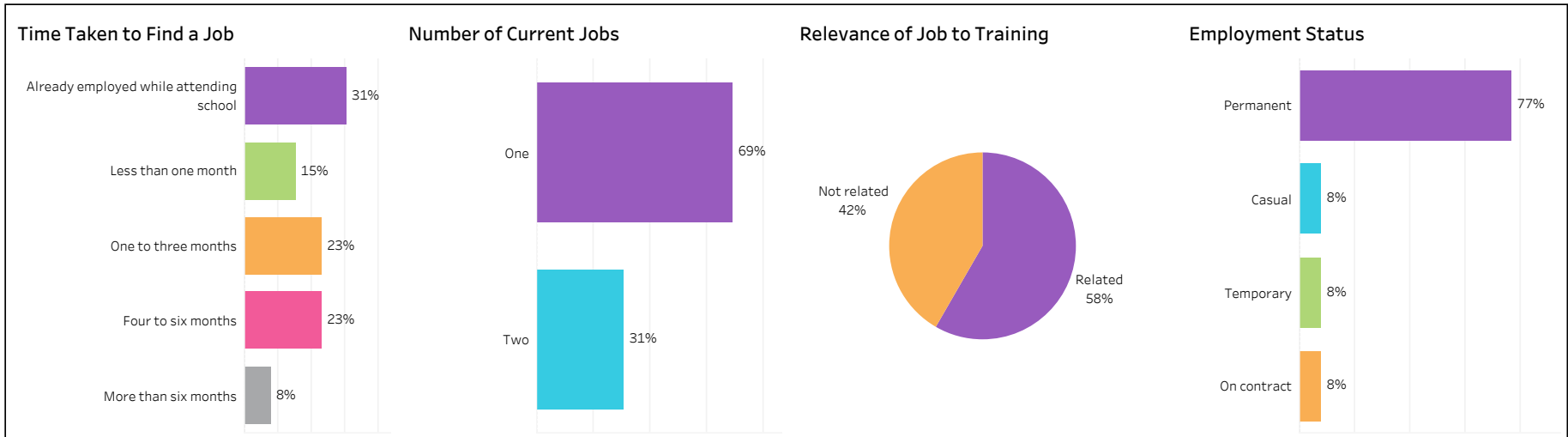
Saskatoon	Regina	Moose Jaw	Elsewhere in Sask	Outside Sask
7%	29%	50%	7%	7%



2017-18 Graduate Follow-up Survey

Campus: **Moose Jaw**; School: **Business**; Program: **Business Management**; Credential: **PGCERT**; Program Type: **Base**

Number of Respondents:
14





2017-18 Graduate Follow-up Survey

Campus: **Moose Jaw**; School: **Business**; Program: **Human Resources Management**;
 Credential: **CERT**; Program Type: **Con Ed - Sask Polytech Delivered**

Number of Respondents:
15

Class of Graduates
 2017-18

School
 Business

Campus
 Moose Jaw

Program
 Human Resources Mana..

Credential
 CERT

Base/Con Ed/Brokered
 Con Ed - Sask Polytech Delivered

Indigenous
 All

Overall Employment

Available Workforce	# of Grads Employed	Employment Rate	# of Full-time Employed	Full-time Employment Rate
15	14	93%	13	87%

Training Related Employment

Available Workforce	# of Grads Employed	Employment Rate	# of Full-time Employed Grads	Full-time Employment Rate
15	12	80%	12	80%

Location of Employment

Saskatoon	Regina	Moose Jaw	Prince Albert	Elsewhere in Sask	Outside Sask
21%	29%	0%	0%	36%	14%

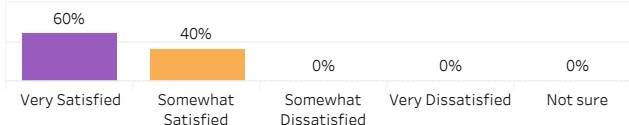
Average Annual Salary

Overall (\$)	65,189
Full-time Training Related (\$)	64,708

Salary by Location

	Overall (\$)	Full-time Training Related (\$)
Saskatoon	62,667	59,000
Regina	39,300	39,300
Elsewhere in SK	77,120	77,120
Alberta	58,000	58,000
British Columbia	84,000	84,000

Overall Satisfaction with Program



Satisfaction with Sask Polytech

Satisfied with the decision to attend Sask Polytech	Recommend program to others	Recommend Sask Polytech to others
100%	87%	100%

Satisfaction with Campus Facilities & Services

■ Satisfied
 ■ Dissatisfied
 ■ Not sure


Campus facilities



Campus activities



Instruction delivered



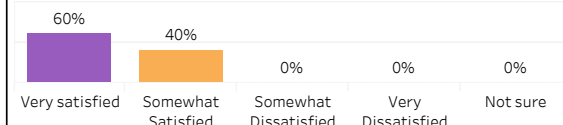
Student support services



Educational experience

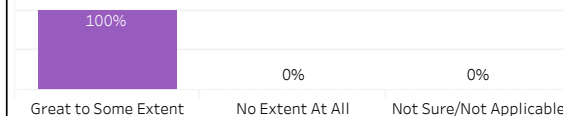


Relevance of Program to Field of Employment




Program Benefits


Skills and knowledge relevant in the workplace



Improved earning potential



Improved employment opportunities



Location of Current Residence

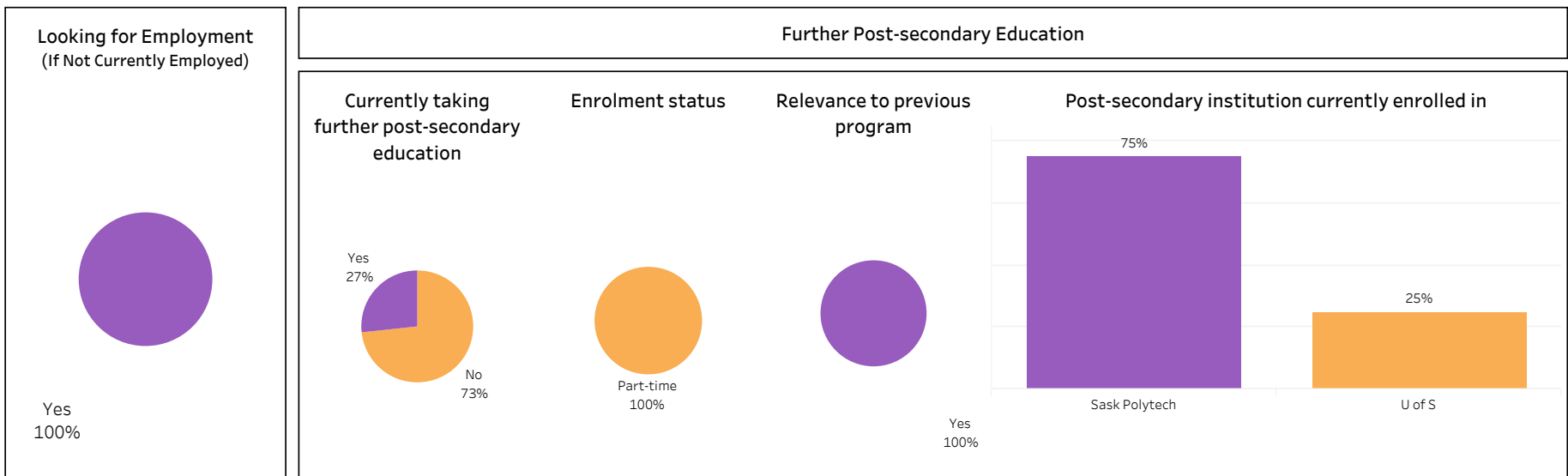
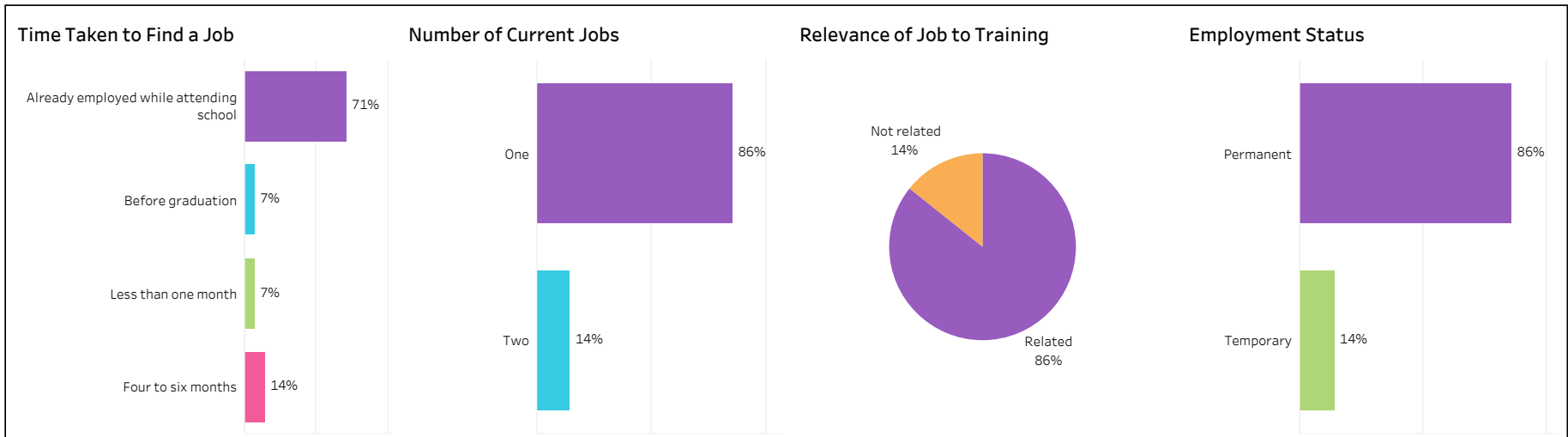
Saskatoon	Regina	Elsewhere in Sask	Outside Sask
27%	33%	27%	13%



2017-18 Graduate Follow-up Survey

Campus: **Moose Jaw**; School: **Business**; Program: **Human Resources Management**;
 Credential: **CERT**; Program Type: **Con Ed - Sask Polytech Delivered**

Number of Respondents:
15





2017-18 Graduate Follow-up Survey

Campus: **Regina**; School: **Business**; Program: **Leadership & Coaching Develop**;
 Credential: **CERT & CERTAC**; Program Type: **Con Ed - Sask Polytech Delivered**

Number of Respondents:
13

Class of Graduates
 2017-18

School
 Business

Campus
 Regina

Program
 Leadership & Coaching ..

Credential
 All

Base/Con Ed/Brokered
 Con Ed - Sask Polytech Delivered

Indigenous
 All

Overall Employment

Available Workforce	# of Grads Employed	Employment Rate	# of Full-time Employed	Full-time Employment Rate
13	12	92%	12	92%

Training Related Employment

Available Workforce	# of Grads Employed	Employment Rate	# of Full-time Employed Grads	Full-time Employment Rate
13	10	77%	10	77%

Location of Employment

Saskatoon	Regina	Moose Jaw	Prince Albert	Elsewhere in Sask	Outside Sask
0%	100%	0%	0%	0%	0%

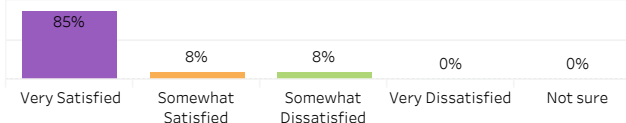
Average Annual Salary

Overall (\$)	114,563
Full-time Training Related (\$)	119,214

Salary by Location

	Overall (\$)	Full-time Training Related (\$)
Regina	114,563	119,214

Overall Satisfaction with Program



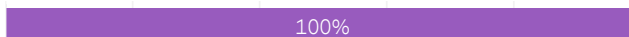
Satisfaction with Sask Polytech

Satisfied with the decision to attend Sask Polytech	Recommend program to others	Recommend Sask Polytech to others
100%	92%	100%

Satisfaction with Campus Facilities & Services

■ Satisfied
 ■ Dissatisfied
 ■ Not sure

Campus facilities



Campus activities



Instruction delivered



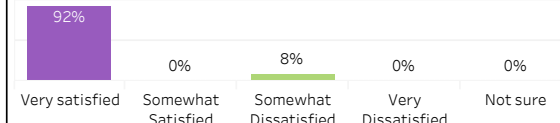
Student support services



Educational experience

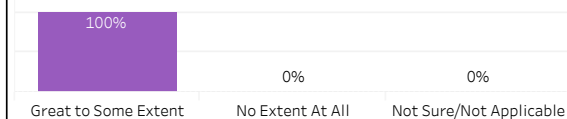


Relevance of Program to Field of Employment

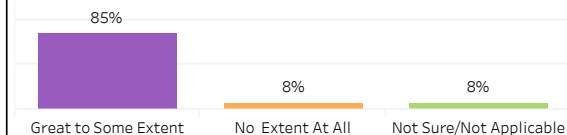


Program Benefits

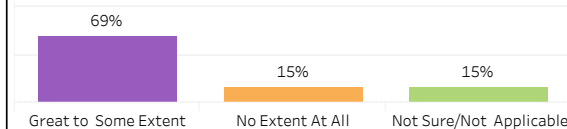
Skills and knowledge relevant in the workplace



Improved earning potential



Improved employment opportunities



Location of Current Residence


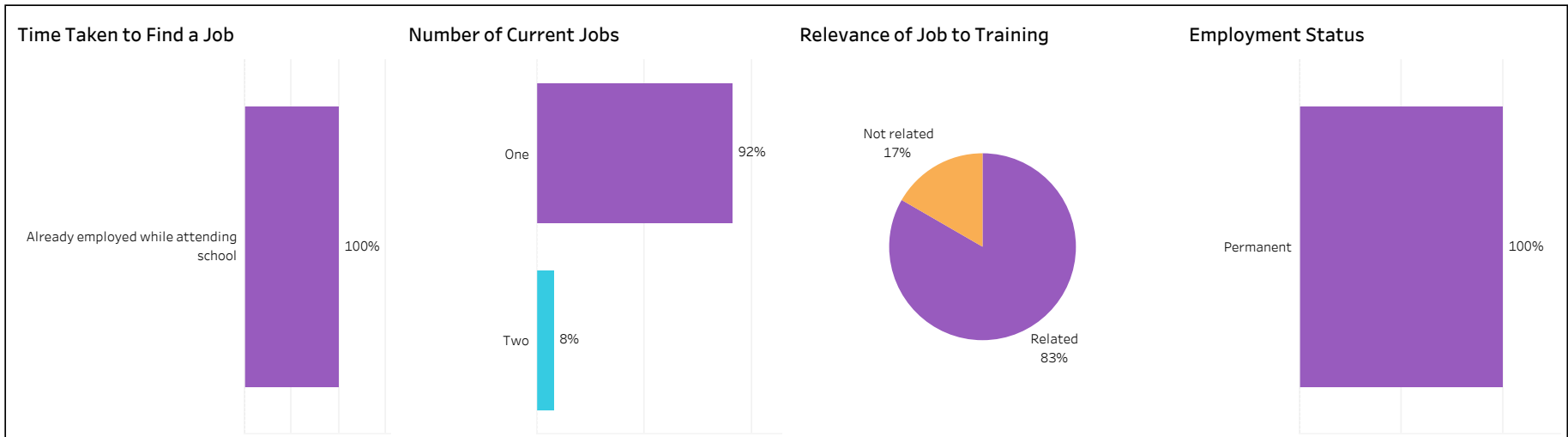
Regina	Elsewhere in Sask
92%	8%



2017-18 Graduate Follow-up Survey

Campus: **Regina**; School: **Business**; Program: **Leadership & Coaching Develop**;
 Credential: **CERT & CERTAC**; Program Type: **Con Ed - Sask Polytech Delivered**

Number of Respondents:
13





2017-18 Graduate Follow-up Survey

Campus: **Moose Jaw**; School: **Business**; Program: **Office Administration**; Credential: **CERT**; Program Type: **Base**

Number of Respondents: 8

Class of Graduates
2017-18

School
Business

Campus
Moose Jaw

Program
Office Administration

Credential
CERT

Base/Con Ed/Brokered
Base

Indigenous
All

Overall Employment

Available Workforce	# of Grads Employed	Employment Rate	# of Full-time Employed	Full-time Employment Rate
8	8	100%	7	88%

Training Related Employment

Available Workforce	# of Grads Employed	Employment Rate	# of Full-time Employed Grads	Full-time Employment Rate
8	6	75%	5	63%

Location of Employment

Saskatoon	Regina	Moose Jaw	Prince Albert	Elsewhere in Sask	Outside Sask
0%	13%	63%	0%	25%	0%

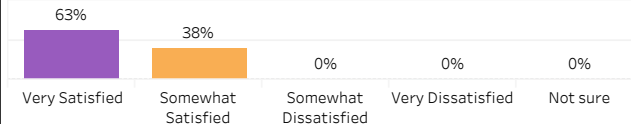
Average Annual Salary

Overall (\$)	32,523
Full-time Training Related (\$)	39,210

Salary by Location

	Overall (\$)	Full-time Training Related (\$)
Regina	18,404	
Moose Jaw	30,412	33,213
Elsewhere in SK	57,200	57,200

Overall Satisfaction with Program



Satisfaction with Sask Polytech

Satisfied with the decision to attend Sask Polytech	Recommend program to others	Recommend Sask Polytech to others
100%	100%	100%

Satisfaction with Campus Facilities & Services

■ Satisfied
 ■ Dissatisfied
 ■ Not sure

Campus facilities



Campus activities



Instruction delivered



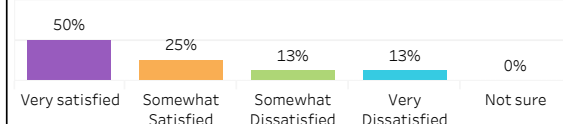
Student support services



Educational experience

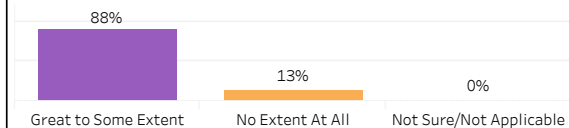


Relevance of Program to Field of Employment

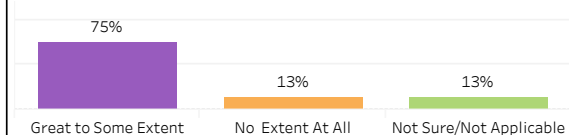


Program Benefits

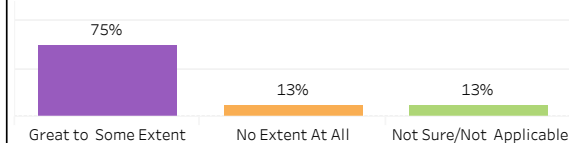
Skills and knowledge relevant in the workplace



Improved earning potential



Improved employment opportunities



Location of Current Residence

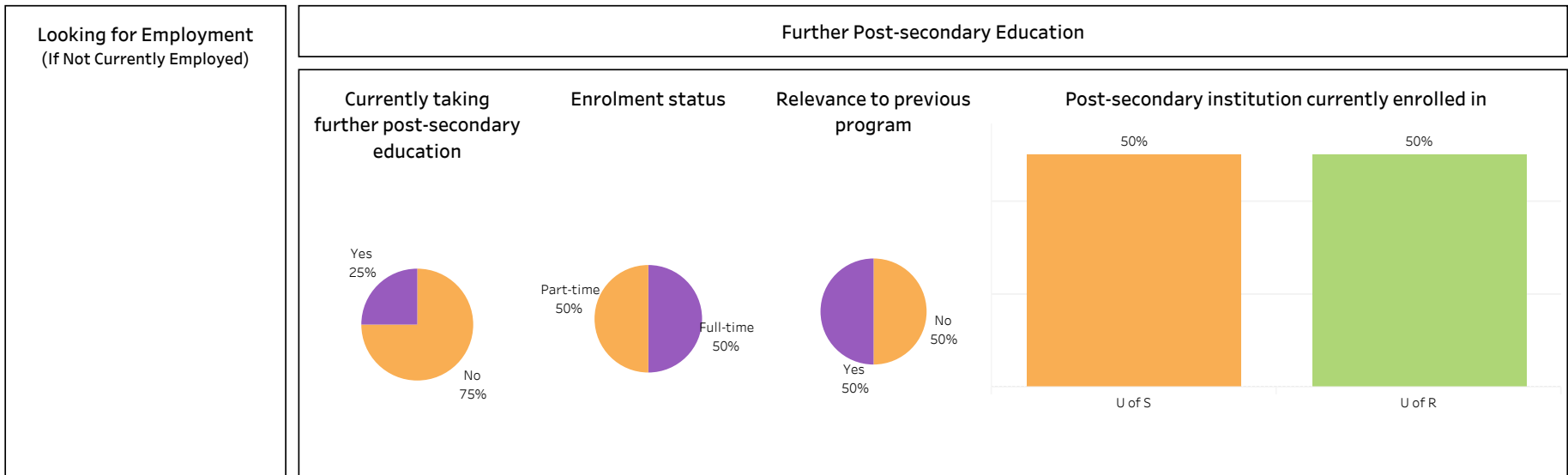
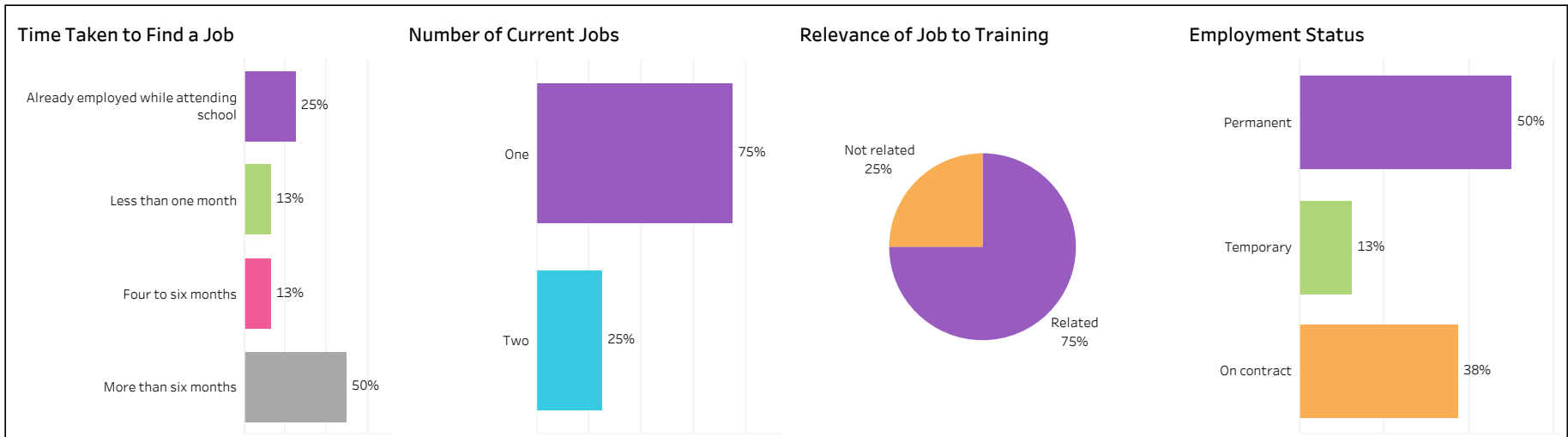
Regina	Moose Jaw	Elsewhere in Sask
13%	75%	13%



2017-18 Graduate Follow-up Survey

Campus: **Moose Jaw**; School: **Business**; Program: **Office Administration**; Credential: **CERT**; Program Type: **Base**

Number of Respondents:
8





2017-18 Graduate Follow-up Survey

Campus: **Moose Jaw**; School: **Business**; Program: **Office Administration**; Credential: **CERT**; Program Type: **Con Ed - Sask Polytech Delivered**

Number of Respondents: 5

Class of Graduates
2017-18

School
Business

Campus
Moose Jaw

Program
Office Administration

Credential
CERT

Base/Con Ed/Brokered
Con Ed - Sask Polytech Delivered

Indigenous
All

Overall Employment

Available Workforce	# of Grads Employed	Employment Rate	# of Full-time Employed	Full-time Employment Rate
5	5	100%	2	40%

Training Related Employment

Available Workforce	# of Grads Employed	Employment Rate	# of Full-time Employed Grads	Full-time Employment Rate
5	3	60%	2	40%

Location of Employment

Saskatoon	Regina	Moose Jaw	Prince Albert	Elsewhere in Sask	Outside Sask
0%	0%	0%	0%	100%	0%

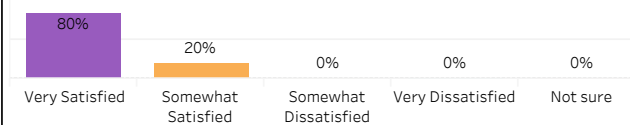
Average Annual Salary

Overall (\$)	20,384
Full-time Training Related (\$)	33,280

Salary by Location

	Overall (\$)	Full-time Training Related (\$)
Elsewhere in SK	20,384	33,280

Overall Satisfaction with Program



Satisfaction with Sask Polytech

Satisfied with the decision to attend Sask Polytech	Recommend program to others	Recommend Sask Polytech to others
100%	100%	100%

Satisfaction with Campus Facilities & Services

■ Satisfied
 ■ Dissatisfied
 ■ Not sure

Campus facilities



Campus activities



Instruction delivered



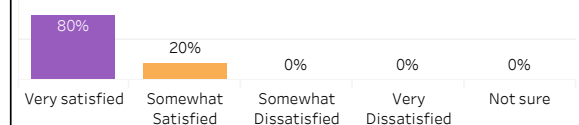
Student support services



Educational experience

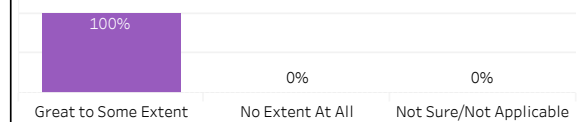


Relevance of Program to Field of Employment

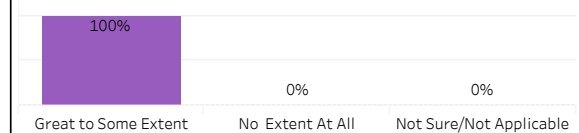


Program Benefits

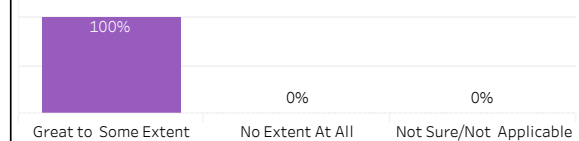
Skills and knowledge relevant in the workplace



Improved earning potential



Improved employment opportunities



Location of Current Residence

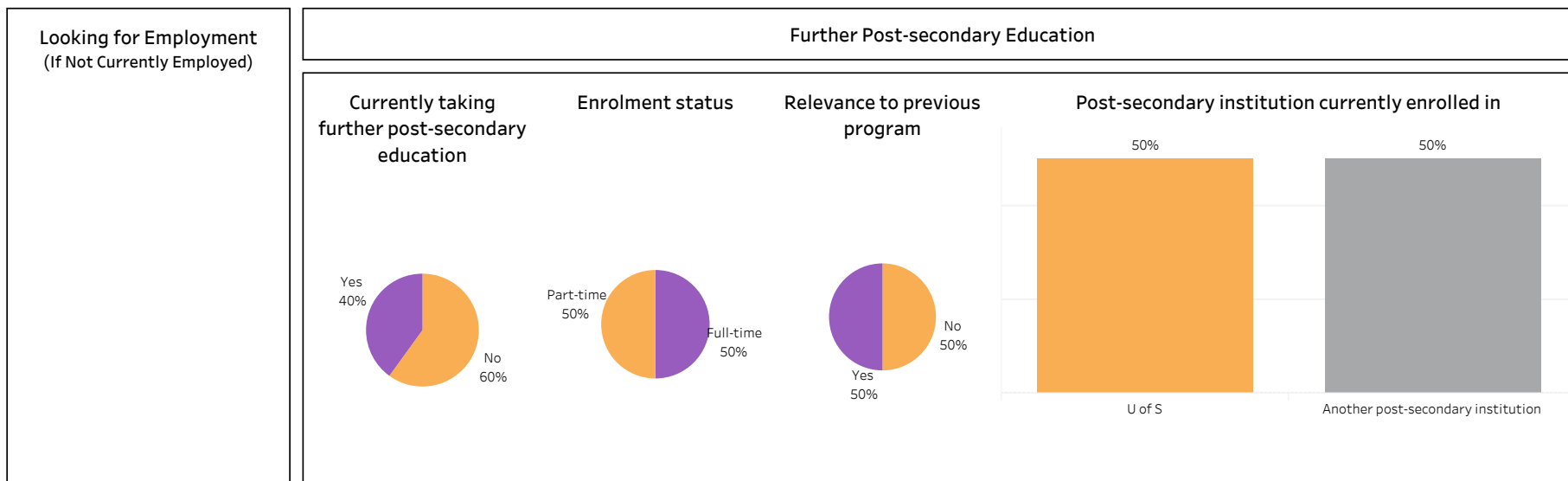
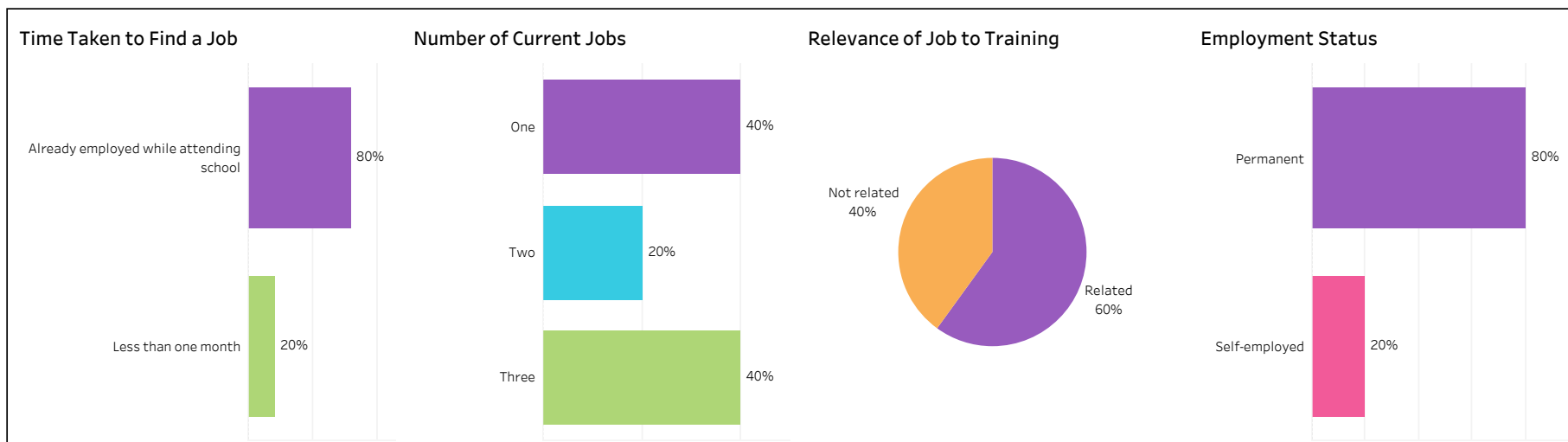
Elsewhere in Sask
100%



2017-18 Graduate Follow-up Survey

Campus: **Moose Jaw**; School: **Business**; Program: **Office Administration**; Credential: **CERT**; Program Type: **Con Ed - Sask Polytech Delivered**

Number of Respondents:
5





2017-18 Graduate Follow-up Survey

Campus: **Moose Jaw**; School: **Business**; Program: **Office Administration**; Credential: **CERT**; Program Type: **Con Ed - Brokered**

Number of Respondents:
12

Class of Graduates
2017-18

School
Business

Campus
Moose Jaw

Program
Office Administration

Credential
CERT

Base/Con Ed/Brokered
Con Ed - Brokered

Indigenous
All

Overall Employment

Available Workforce	# of Grads Employed	Employment Rate	# of Full-time Employed	Full-time Employment Rate
11	8	73%	6	55%

Training Related Employment

Available Workforce	# of Grads Employed	Employment Rate	# of Full-time Employed Grads	Full-time Employment Rate
11	6	55%	5	45%

Location of Employment

Saskatoon	Regina	Moose Jaw	Prince Albert	Elsewhere in Sask	Outside Sask
0%	63%	0%	0%	38%	0%

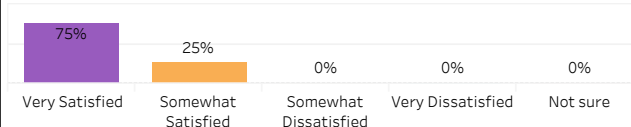
Average Annual Salary

Overall (\$)	28,322
Full-time Training Related (\$)	34,349

Salary by Location

	Overall (\$)	Full-time Training Related (\$)
Regina	33,513	34,349
Elsewhere in SK	17,940	

Overall Satisfaction with Program



Satisfaction with Sask Polytech

Satisfied with the decision to attend Sask Polytech	Recommend program to others	Recommend Sask Polytech to others
100%	100%	100%

Satisfaction with Campus Facilities & Services

■ Satisfied
 ■ Dissatisfied
 ■ Not sure

Campus facilities



Campus activities



Instruction delivered



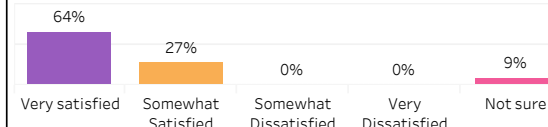
Student support services



Educational experience

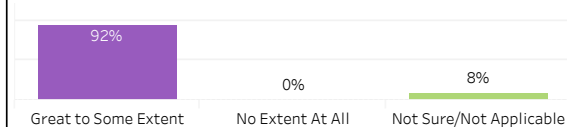


Relevance of Program to Field of Employment

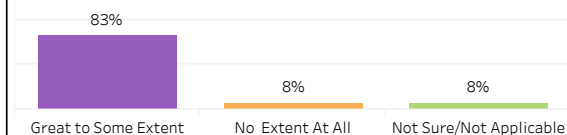


Program Benefits

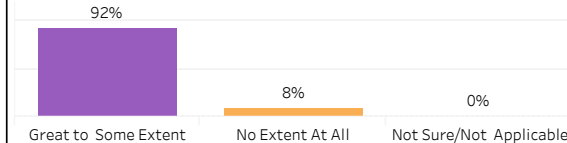
Skills and knowledge relevant in the workplace



Improved earning potential



Improved employment opportunities



Location of Current Residence

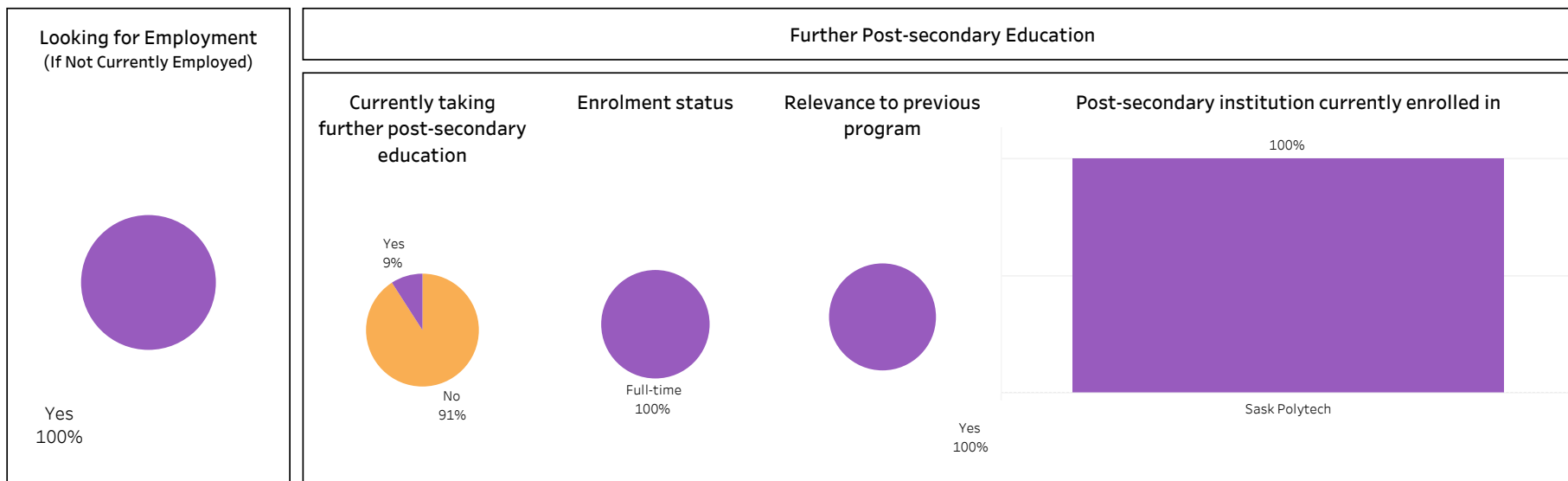
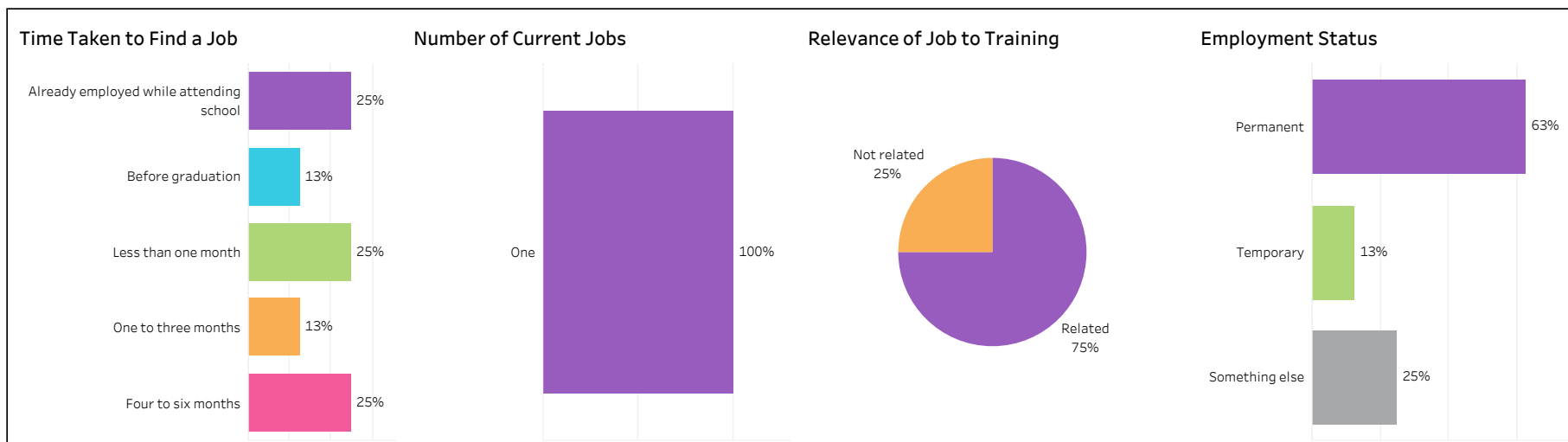
Regina	Elsewhere in Sask
50%	50%



2017-18 Graduate Follow-up Survey

Campus: **Moose Jaw**; School: **Business**; Program: **Office Administration**; Credential: **CERT**; Program Type: **Con Ed - Brokered**

Number of Respondents:
12





2017-18 Graduate Follow-up Survey

Campus: **Prince Albert**; School: **Business**; Program: **Office Administration**;
Credential: **CERT**; Program Type: **Base**

Number of Respondents:
23

Class of Graduates
2017-18

School
Business

Campus
Prince Albert

Program
Office Administration

Credential
CERT

Base/Con Ed/Brokered
Base

Indigenous
All

Overall Employment

Available Workforce	# of Grads Employed	Employment Rate	# of Full-time Employed	Full-time Employment Rate
20	18	90%	15	75%

Training Related Employment

Available Workforce	# of Grads Employed	Employment Rate	# of Full-time Employed Grads	Full-time Employment Rate
20	12	60%	10	50%

Location of Employment

Saskatoon	Regina	Moose Jaw	Prince Albert	Elsewhere in Sask	Outside Sask
0%	0%	0%	71%	24%	6%

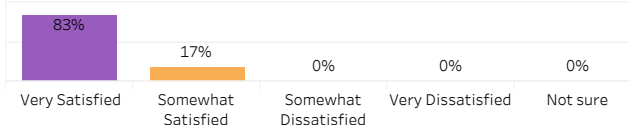
Average Annual Salary

Overall (\$)	32,613
Full-time Training Related (\$)	36,236

Salary by Location

	Overall (\$)	Full-time Training Related (\$)
Prince Albert	33,011	36,174
Elsewhere in SK	25,829	36,608
Alberta	30,000	

Overall Satisfaction with Program



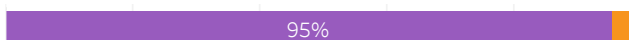
Satisfaction with Sask Polytech

Satisfied with the decision to attend Sask Polytech	Recommend program to others	Recommend Sask Polytech to others
100%	91%	100%

Satisfaction with Campus Facilities & Services

■ Satisfied
 ■ Dissatisfied
 ■ Not sure

Campus facilities



Campus activities



Instruction delivered



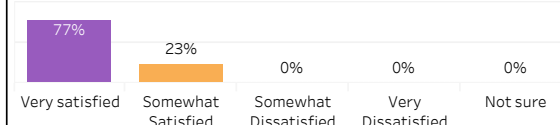
Student support services



Educational experience




Relevance of Program to Field of Employment

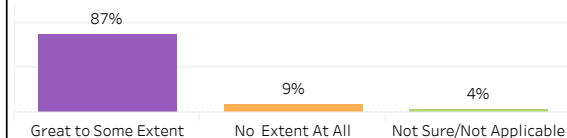


Program Benefits

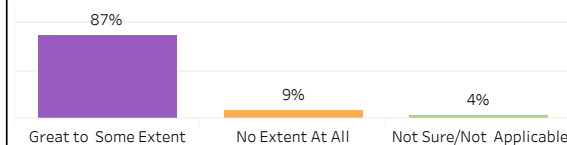
Skills and knowledge relevant in the workplace



Improved earning potential



Improved employment opportunities



Location of Current Residence

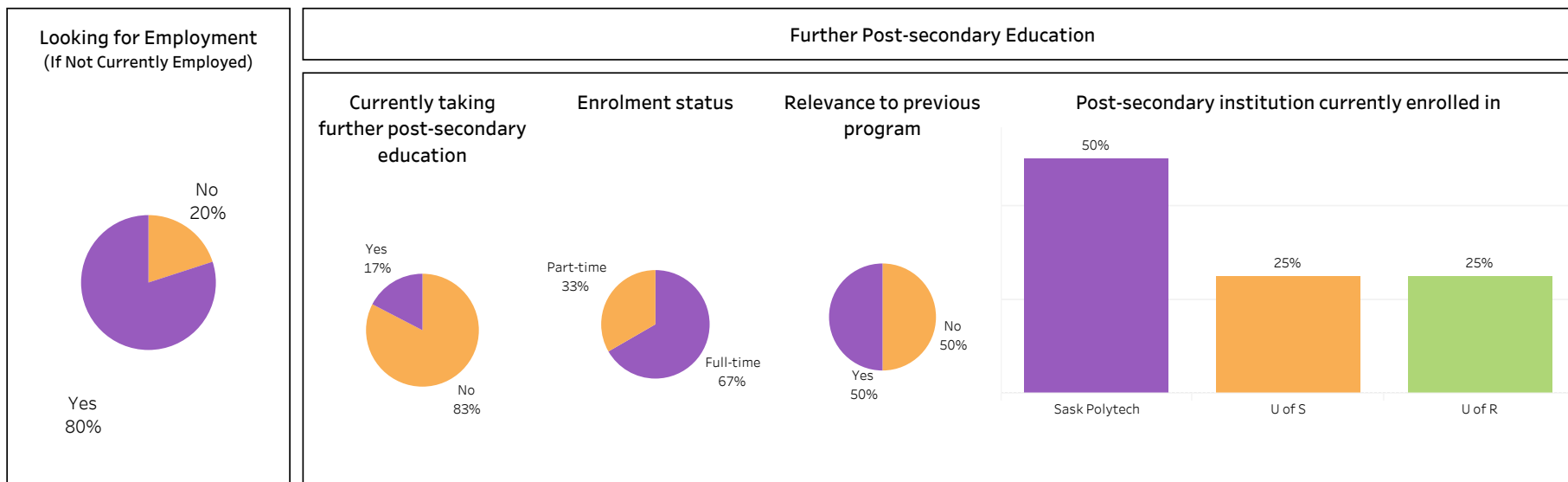
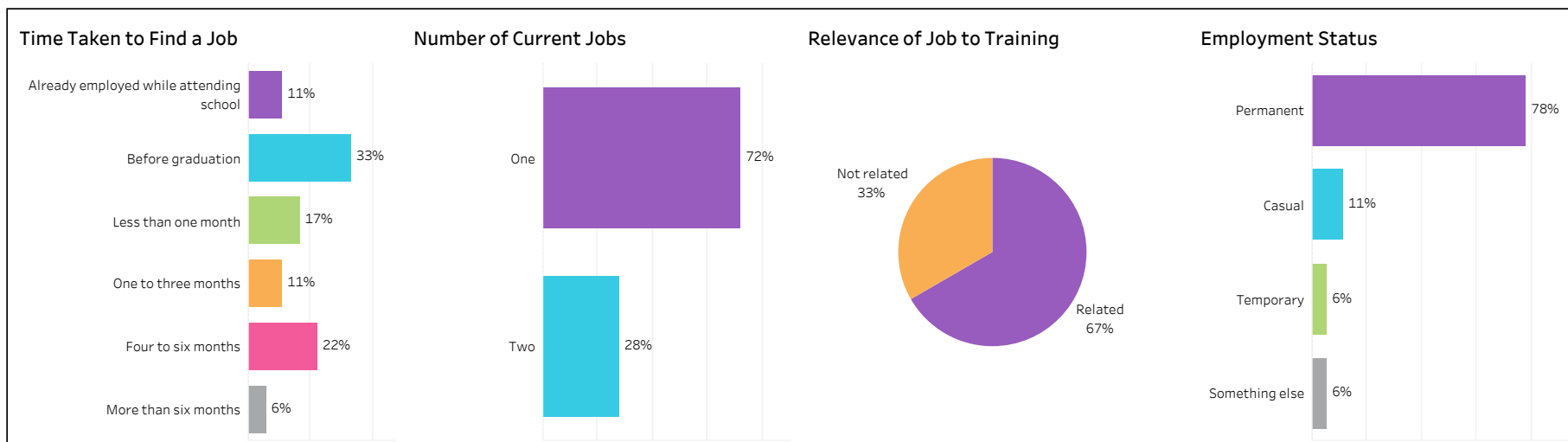
Saskatoon	Prince Albert	Elsewhere in Sask
4%	74%	22%



2017-18 Graduate Follow-up Survey

Campus: **Prince Albert**; School: **Business**; Program: **Office Administration**; Credential: **CERT**; Program Type: **Base**

Number of Respondents:
23





2017-18 Graduate Follow-up Survey

Campus: **Prince Albert**; School: **Business**; Program: **Office Administration**;
Credential: **CERT**; Program Type: **Con Ed - Brokered**

Number of Respondents:
21

Class of Graduates
2017-18

School
Business

Campus
Prince Albert

Program
Office Administration

Credential
CERT

Base/Con Ed/Brokered
Con Ed - Brokered

Indigenous
All

Overall Employment

Available Workforce	# of Grads Employed	Employment Rate	# of Full-time Employed	Full-time Employment Rate
17	14	82%	9	53%

Training Related Employment

Available Workforce	# of Grads Employed	Employment Rate	# of Full-time Employed Grads	Full-time Employment Rate
17	9	53%	7	41%

Location of Employment

Saskatoon	Regina	Moose Jaw	Prince Albert	Elsewhere in Sask	Outside Sask
38%	0%	0%	8%	54%	0%

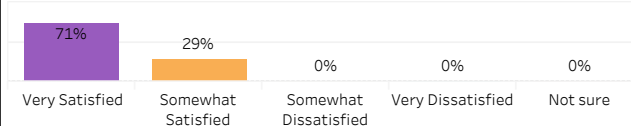
Average Annual Salary

Overall (\$)	32,559
Full-time Training Related (\$)	36,410

Salary by Location

	Overall (\$)	Full-time Training Related (\$)
Saskatoon	41,986	41,986
Prince Albert	26,000	
Elsewhere in SK	28,938	32,227

Overall Satisfaction with Program



Satisfaction with Sask Polytech

Satisfied with the decision to attend Sask Polytech	Recommend program to others	Recommend Sask Polytech to others
100%	100%	100%

Satisfaction with Campus Facilities & Services

■ Satisfied
 ■ Dissatisfied
 ■ Not sure

Campus facilities



Campus activities



Instruction delivered



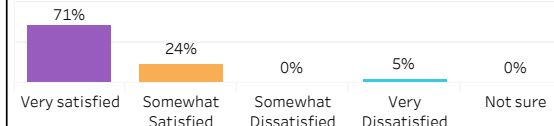
Student support services



Educational experience




Relevance of Program to Field of Employment

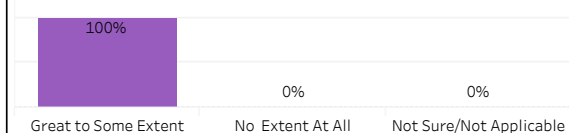


Program Benefits


Skills and knowledge relevant in the workplace



Improved earning potential



Improved employment opportunities



Location of Current Residence

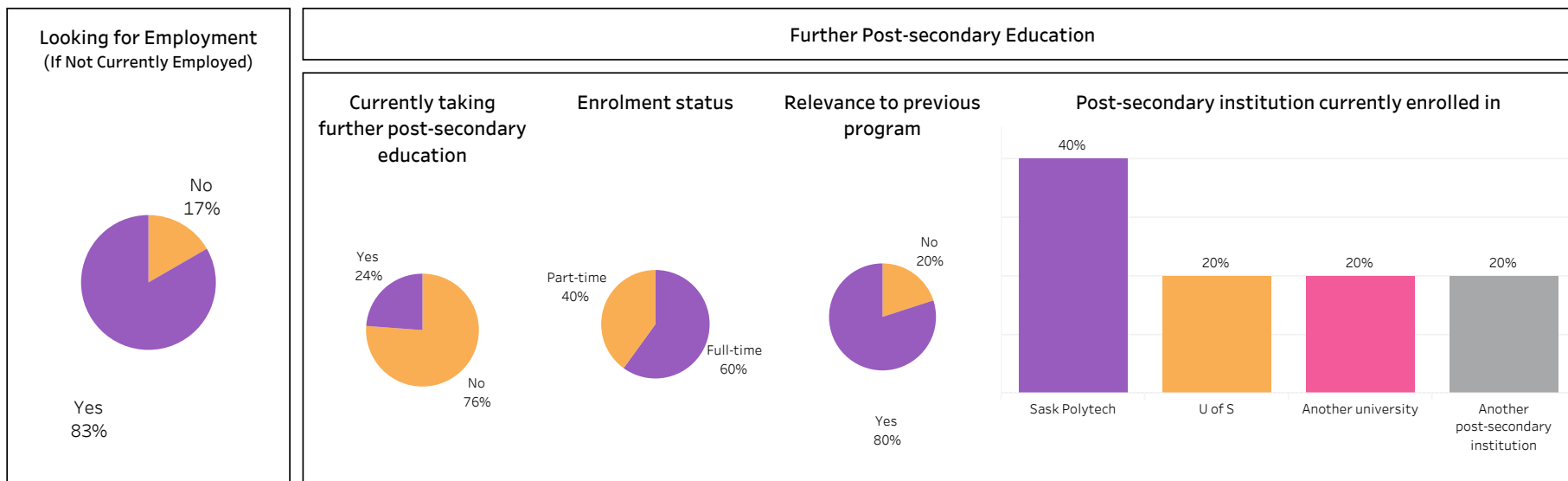
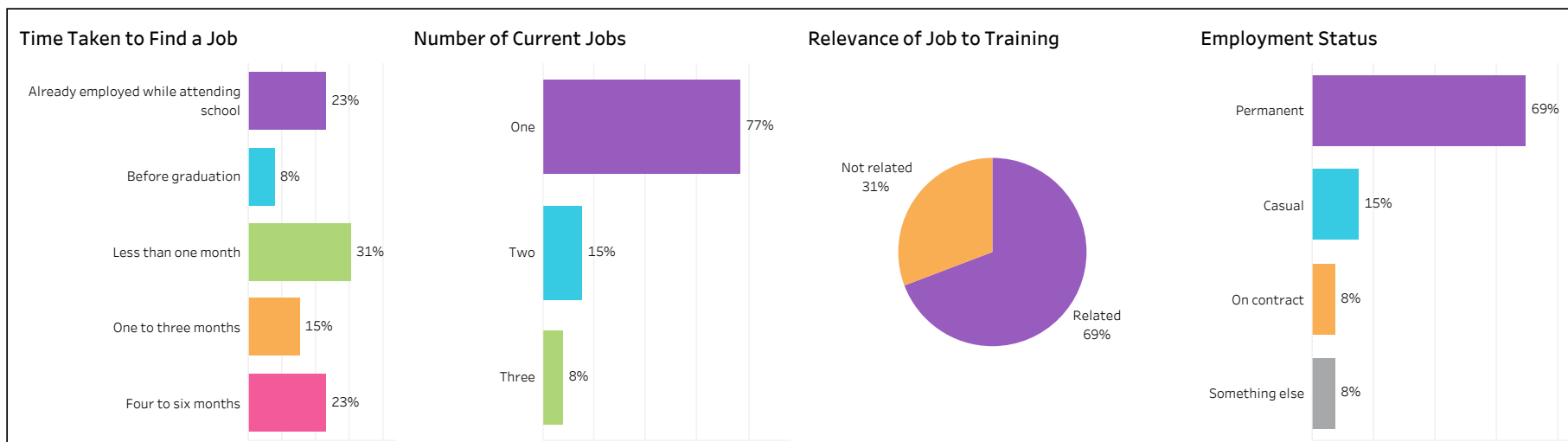
Saskatoon	Prince Albert	Elsewhere in Sask
38%	5%	57%



2017-18 Graduate Follow-up Survey

Campus: **Prince Albert**; School: **Business**; Program: **Office Administration**; Credential: **CERT**; Program Type: **Con Ed - Brokered**

Number of Respondents:
21





2017-18 Graduate Follow-up Survey

Campus: **Regina**; School: **Business**; Program: **Office Administration**; Credential: **CERT**; Program Type: **Base**

Number of Respondents:
48

Class of Graduates
2017-18

School
Business

Campus
Regina

Program
Office Administration

Credential
CERT

Base/Con Ed/Brokered
Base

Indigenous
All

Overall Employment

Available Workforce	# of Grads Employed	Employment Rate	# of Full-time Employed	Full-time Employment Rate
48	45	94%	35	73%

Training Related Employment

Available Workforce	# of Grads Employed	Employment Rate	# of Full-time Employed Grads	Full-time Employment Rate
48	34	71%	31	65%

Location of Employment

Saskatoon	Regina	Moose Jaw	Prince Albert	Elsewhere in Sask	Outside Sask
0%	91%	0%	0%	7%	2%

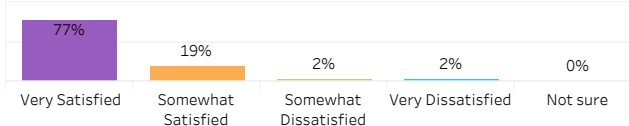
Average Annual Salary

Overall (\$)	37,225
Full-time Training Related (\$)	38,943

Salary by Location

	Overall (\$)	Full-time Training Related (\$)
Regina	38,087	39,314
Elsewhere in SK	30,097	33,530
Alberta	36,192	36,192

Overall Satisfaction with Program



Satisfaction with Sask Polytech

Satisfied with the decision to attend Sask Polytech	Recommend program to others	Recommend Sask Polytech to others
96%	91%	96%

Satisfaction with Campus Facilities & Services

■ Satisfied
 ■ Dissatisfied
 ■ Not sure

Campus facilities



Campus activities



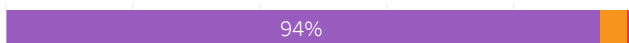
Instruction delivered



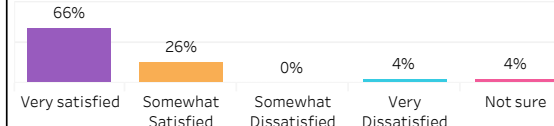
Student support services



Educational experience

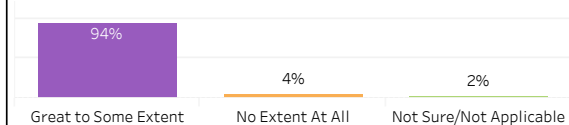


Relevance of Program to Field of Employment

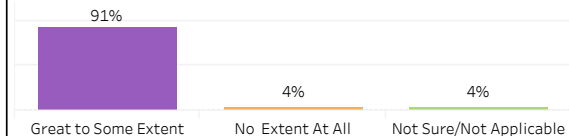


Program Benefits

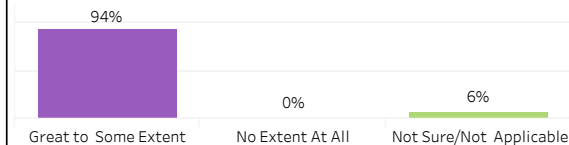
Skills and knowledge relevant in the workplace



Improved earning potential



Improved employment opportunities



Location of Current Residence

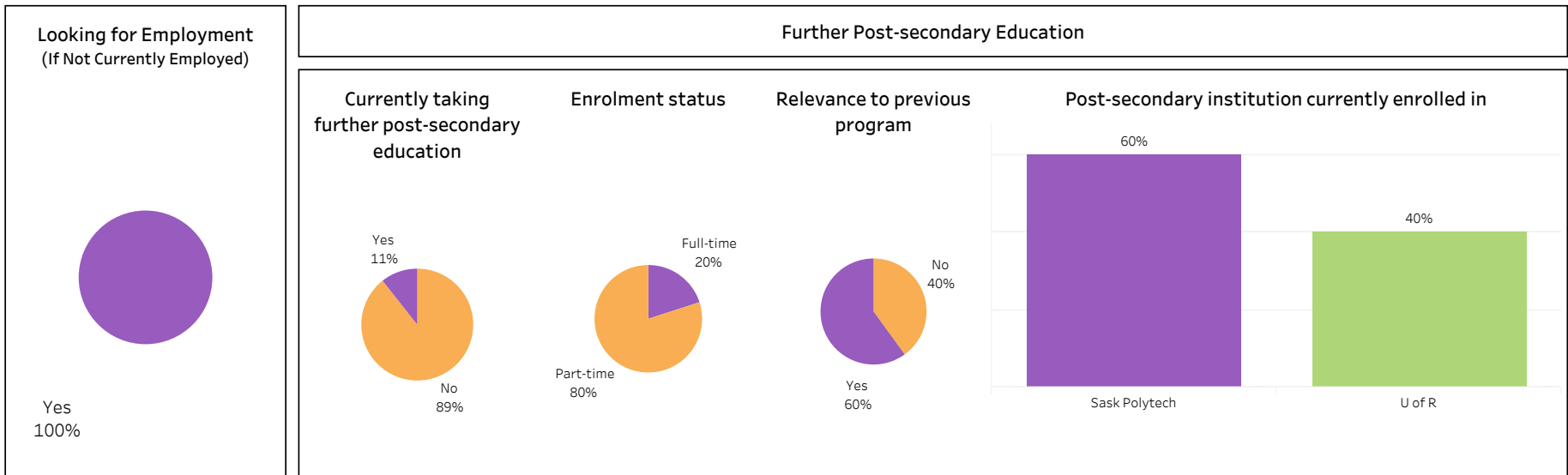
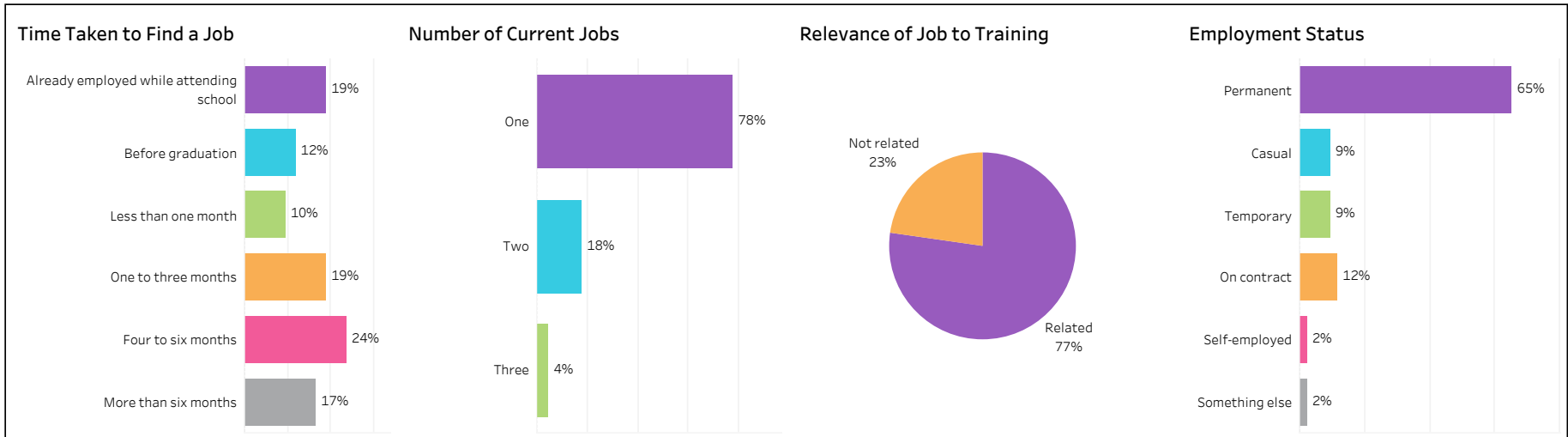
Regina	Moose Jaw	Elsewhere in Sask	Outside Sask
92%	2%	4%	2%



2017-18 Graduate Follow-up Survey

Campus: **Regina**; School: **Business**; Program: **Office Administration**; Credential: **CERT**;
Program Type: **Base**

Number of Respondents:
48





2017-18 Graduate Follow-up Survey

Campus: **Regina**; School: **Business**; Program: **Office Administration**; Credential: **CERT**; Program Type: **Con Ed - Sask Polytech Delivered**

Number of Respondents: 9

Class of Graduates
2017-18

School
Business

Campus
Regina

Program
Office Administration

Credential
CERT

Base/Con Ed/Brokered
Con Ed - Sask Polytech Delivered

Indigenous
All

Overall Employment

Available Workforce	# of Grads Employed	Employment Rate	# of Full-time Employed	Full-time Employment Rate
8	8	100%	8	100%

Training Related Employment

Available Workforce	# of Grads Employed	Employment Rate	# of Full-time Employed Grads	Full-time Employment Rate
8	6	75%	6	75%

Location of Employment

Saskatoon	Regina	Moose Jaw	Prince Albert	Elsewhere in Sask	Outside Sask
13%	50%	0%	0%	38%	0%

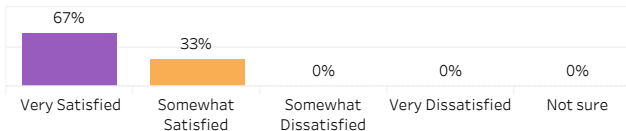
Average Annual Salary

Overall (\$)	42,662
Full-time Training Related (\$)	43,706

Salary by Location

	Overall (\$)	Full-time Training Related (\$)
Saskatoon	43,500	43,500
Regina	47,045	47,045
Elsewhere in SK	38,000	38,800

Overall Satisfaction with Program



Satisfaction with Sask Polytech

Satisfied with the decision to attend Sask Polytech	Recommend program to others	Recommend Sask Polytech to others
100%	100%	100%

Satisfaction with Campus Facilities & Services

■ Satisfied
 ■ Dissatisfied
 ■ Not sure

Campus facilities



Campus activities



Instruction delivered



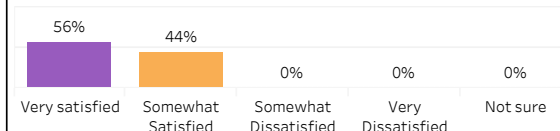
Student support services



Educational experience




Relevance of Program to Field of Employment



Program Benefits

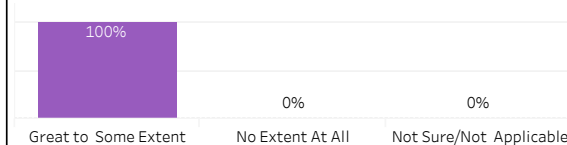
Skills and knowledge relevant in the workplace



Improved earning potential



Improved employment opportunities



Location of Current Residence

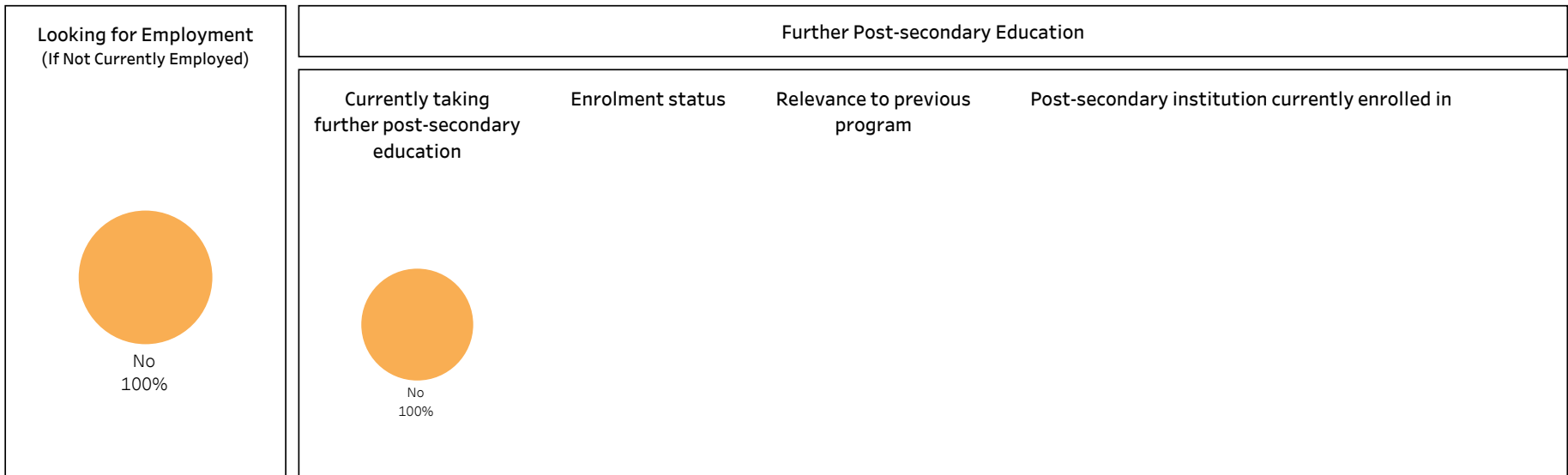
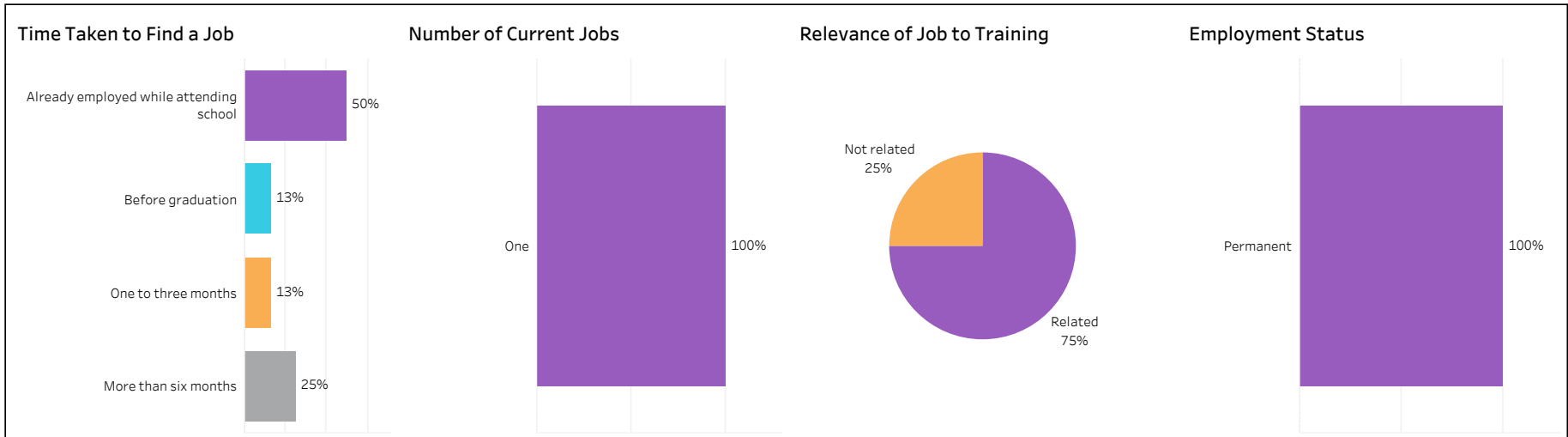
Saskatoon	Regina	Moose Jaw	Elsewhere in Sask
11%	44%	11%	33%



2017-18 Graduate Follow-up Survey

Campus: **Regina**; School: **Business**; Program: **Office Administration**; Credential: **CERT**;
Program Type: **Con Ed - Sask Polytech Delivered**

Number of Respondents:
9





2017-18 Graduate Follow-up Survey

Campus: **Regina**; School: **Business**; Program: **Office Administration**; Credential: **CERT**; Program Type: **Con Ed - Brokered**

Number of Respondents:
18

Class of Graduates
2017-18

School
Business

Campus
Regina

Program
Office Administration

Credential
CERT

Base/Con Ed/Brokered
Con Ed - Brokered

Indigenous
All

Overall Employment

Available Workforce	# of Grads Employed	Employment Rate	# of Full-time Employed	Full-time Employment Rate
17	17	100%	11	65%

Training Related Employment

Available Workforce	# of Grads Employed	Employment Rate	# of Full-time Employed Grads	Full-time Employment Rate
17	11	65%	8	47%

Location of Employment

Saskatoon	Regina	Moose Jaw	Prince Albert	Elsewhere in Sask	Outside Sask
0%	6%	0%	0%	88%	6%

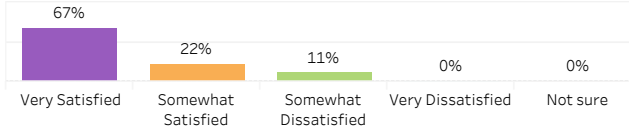
Average Annual Salary

Overall (\$)	30,486
Full-time Training Related (\$)	42,770

Salary by Location

	Overall (\$)	Full-time Training Related (\$)
Regina	10,800	
Elsewhere in SK	32,858	42,770
Ontario	31,200	

Overall Satisfaction with Program



Satisfaction with Sask Polytech

Satisfied with the decision to attend Sask Polytech	Recommend program to others	Recommend Sask Polytech to others
100%	100%	94%

Satisfaction with Campus Facilities & Services

■ Satisfied
 ■ Dissatisfied
 ■ Not sure

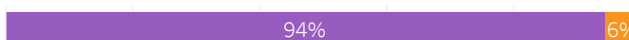
Campus facilities



Campus activities



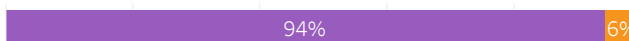
Instruction delivered



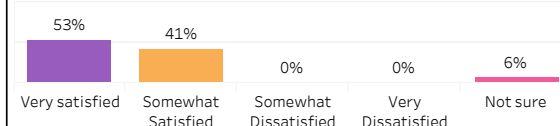
Student support services



Educational experience




Relevance of Program to Field of Employment




Program Benefits

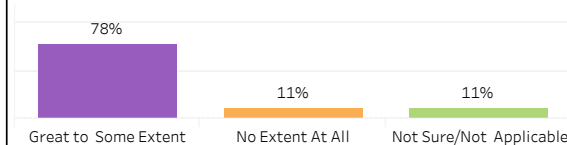
Skills and knowledge relevant in the workplace



Improved earning potential



Improved employment opportunities



Location of Current Residence

Regina	Elsewhere in Sask	Outside Sask
6%	89%	6%

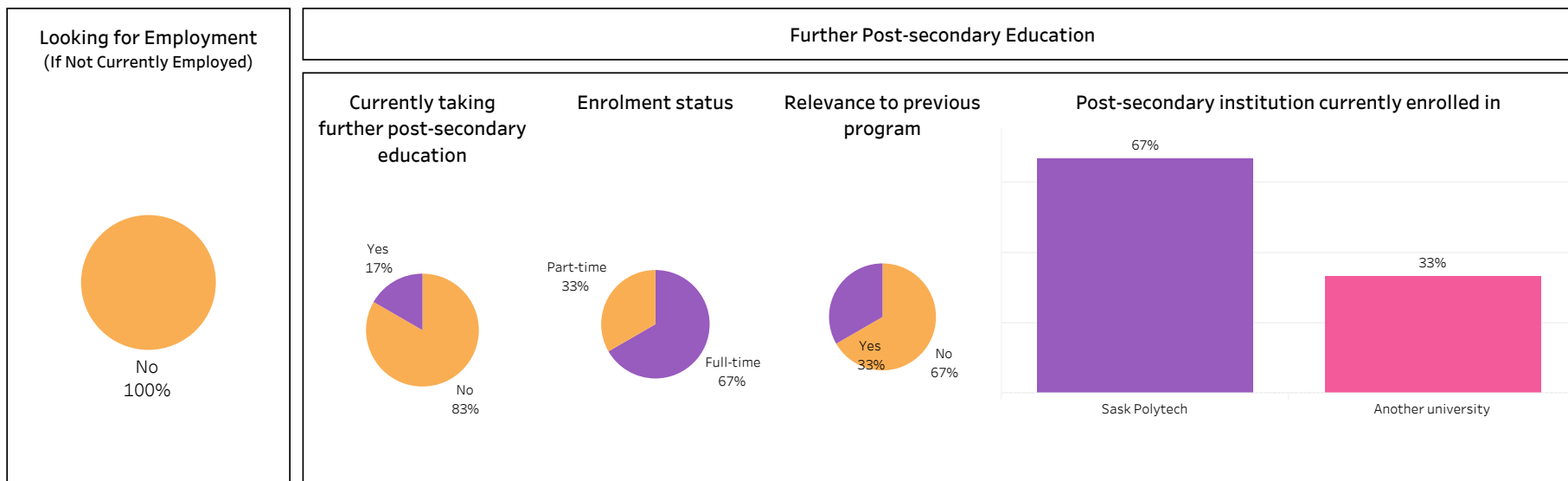
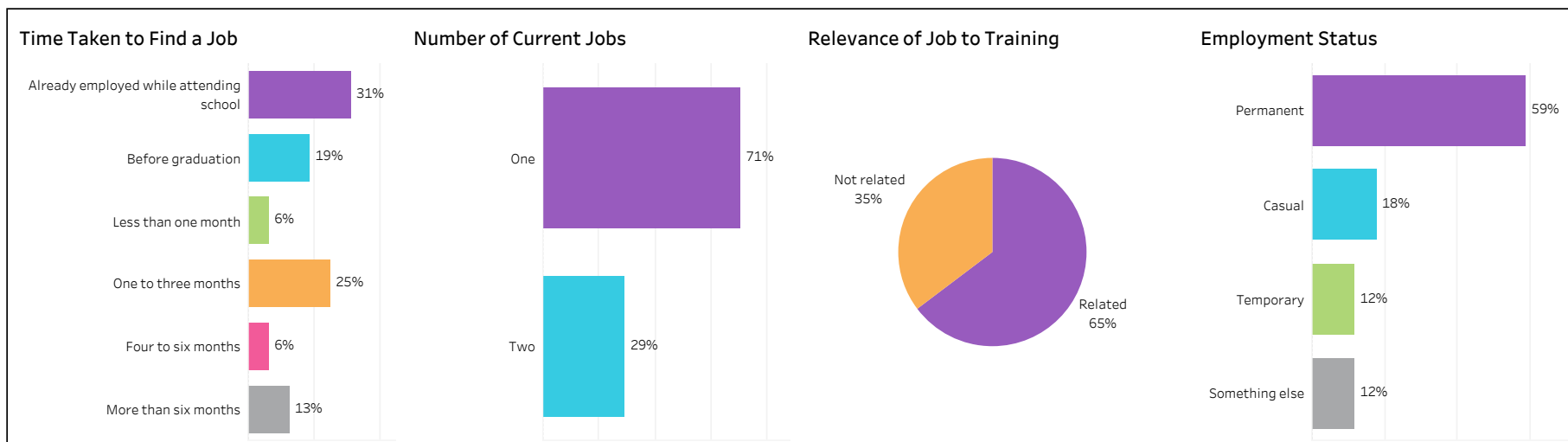


2017-18 Graduate Follow-up Survey

Campus: **Regina**; School: **Business**; Program: **Office Administration**; Credential: **CERT**;

Program Type: **Con Ed - Brokered**

Number of Respondents:
18



School of Construction



2017-18 Graduate Follow-up Survey

Campus: **All**; School: **Construction**; Program: **All**; Credential: **All**; Program Type: **All**

Number of Respondents:
191

Class of Graduates
2017-18

School
Construction

Campus
All

Program
All

Credential
All

Base/Con Ed/Brokered
All

Indigenous
All

Overall Employment

Available Workforce	# of Grads Employed	Employment Rate	# of Full-time Employed	Full-time Employment Rate
181	160	88%	150	83%

Training Related Employment

Available Workforce	# of Grads Employed	Employment Rate	# of Full-time Employed Grads	Full-time Employment Rate
181	105	58%	102	56%

Location of Employment

Saskatoon	Regina	Moose Jaw	Prince Albert	Elsewhere in Sask	Outside Sask
32%	14%	4%	5%	36%	8%

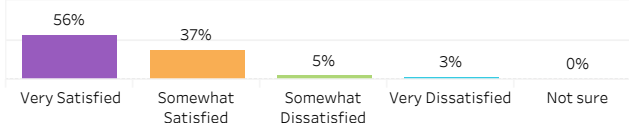
Average Annual Salary

Overall (\$)	45,717
Full-time Training Related (\$)	44,145

Salary by Location

	Overall (\$)	Full-time Training Related (\$)
Saskatoon	45,105	45,961
Regina	50,630	49,431
Moose Jaw	39,130	36,920
Prince Albert	36,563	36,426
Elsewhere in SK	44,174	39,489
Alberta	58,760	58,760
British Columbia	42,740	42,740
Manitoba	39,000	39,000
Ontario	65,000	65,000
Elsewhere in Canada	117,000	

Overall Satisfaction with Program



Satisfaction with Sask Polytech

Satisfied with the decision to attend Sask Polytech	Recommend program to others	Recommend Sask Polytech to others
92%	83%	97%

Satisfaction with Campus Facilities & Services

■ Satisfied
 ■ Dissatisfied
 ■ Not sure

Campus facilities



Campus activities



Instruction delivered



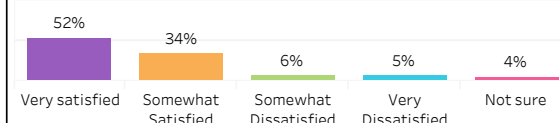
Student support services



Educational experience

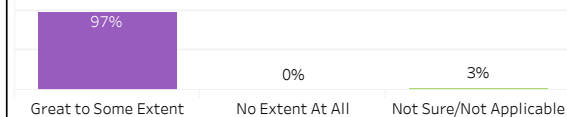


Relevance of Program to Field of Employment

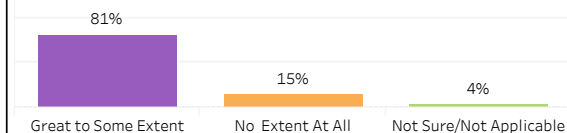


Program Benefits

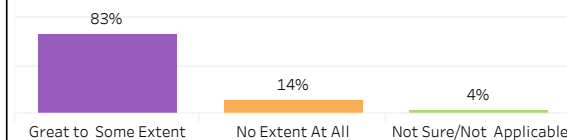
Skills and knowledge relevant in the workplace



Improved earning potential



Improved employment opportunities



Location of Current Residence

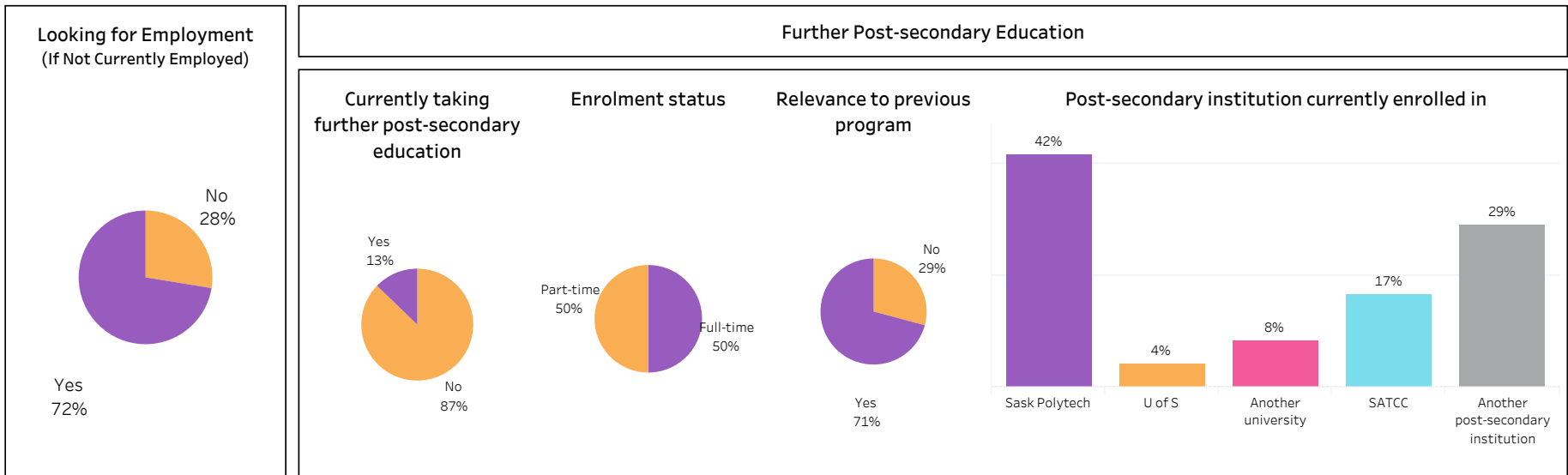
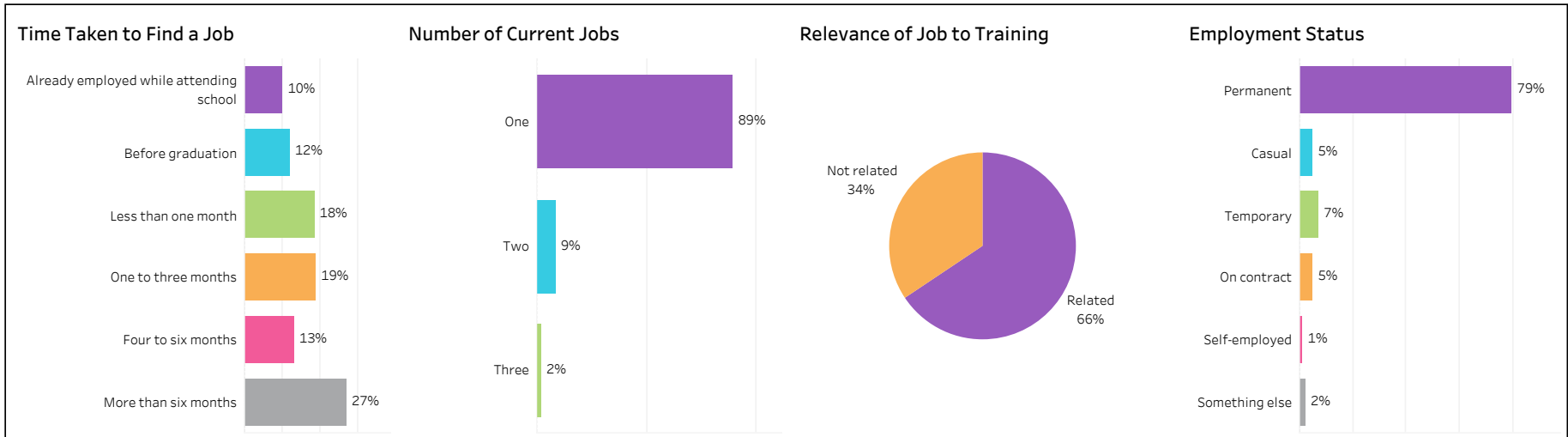
Saskatoon	Regina	Moose Jaw	Prince Albert	Elsewhere in Sask	Outside Sask
33%	14%	6%	4%	37%	5%



2017-18 Graduate Follow-up Survey

Campus: **All**; School: **Construction**; Program: **All**; Credential: **All**; Program Type: **All**

Number of Respondents:
191





2017-18 Graduate Follow-up Survey

Campus: **All**; School: **Construction**; Program: **All**; Credential: **All**; Program Type: **Base**

Number of Respondents:
60

Class of Graduates
2017-18

School
Construction

Campus
All

Program
All

Credential
All

Base/Con Ed/Brokered
Base

Indigenous
All

Overall Employment

Available Workforce	# of Grads Employed	Employment Rate	# of Full-time Employed	Full-time Employment Rate
55	53	96%	51	93%

Training Related Employment

Available Workforce	# of Grads Employed	Employment Rate	# of Full-time Employed Grads	Full-time Employment Rate
55	41	75%	39	71%

Location of Employment

Saskatoon	Regina	Moose Jaw	Prince Albert	Elsewhere in Sask	Outside Sask
38%	17%	6%	6%	23%	11%

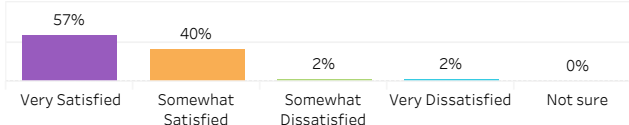
Average Annual Salary

Overall (\$)	49,667
Full-time Training Related (\$)	46,884

Salary by Location

	Overall (\$)	Full-time Training Related (\$)
Saskatoon	47,061	48,251
Regina	53,514	53,550
Moose Jaw	34,580	34,580
Prince Albert	30,940	30,940
Elsewhere in SK	51,144	45,856
Alberta		
British Columbia	45,893	45,893
Ontario	65,000	65,000
Elsewhere in Canada	117,000	

Overall Satisfaction with Program



Satisfaction with Sask Polytech

Satisfied with the decision to attend Sask Polytech	Recommend program to others	Recommend Sask Polytech to others
90%	81%	100%

Satisfaction with Campus Facilities & Services

■ Satisfied
 ■ Dissatisfied
 ■ Not sure

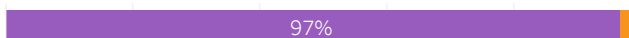
Campus facilities



Campus activities



Instruction delivered



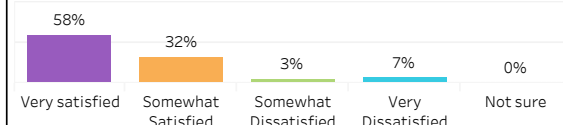
Student support services



Educational experience




Relevance of Program to Field of Employment

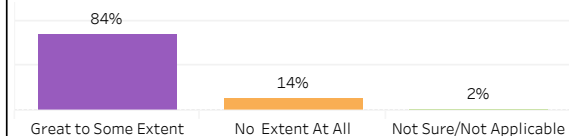


Program Benefits

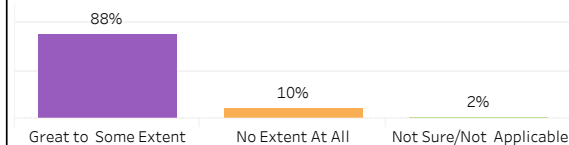
Skills and knowledge relevant in the workplace



Improved earning potential



Improved employment opportunities



Location of Current Residence

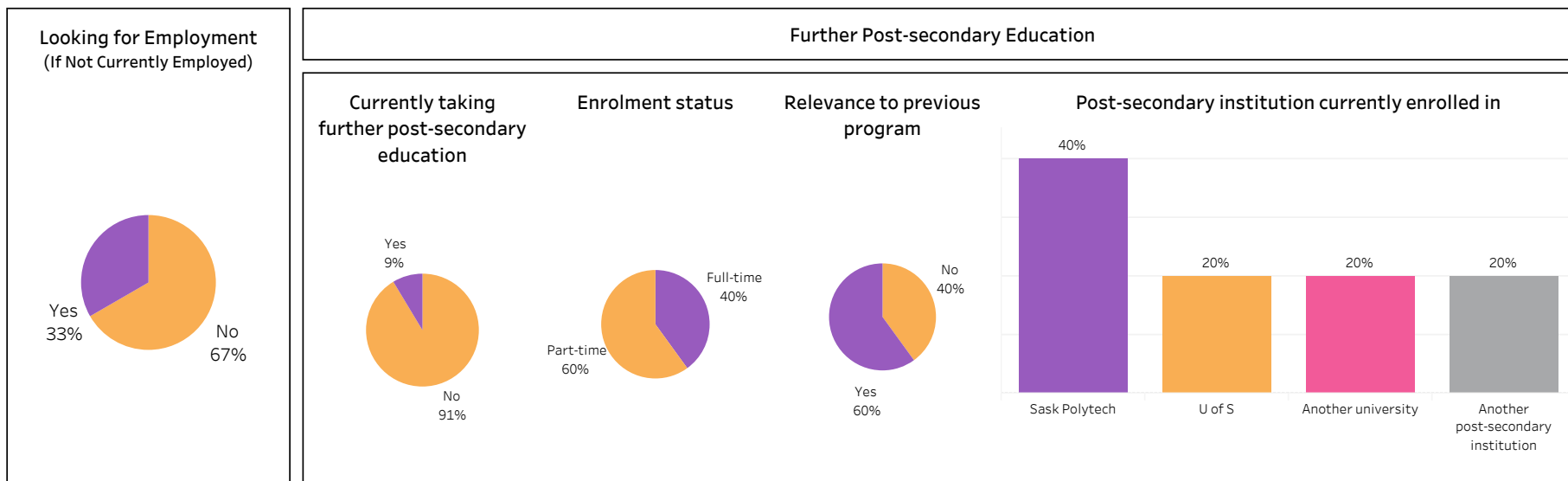
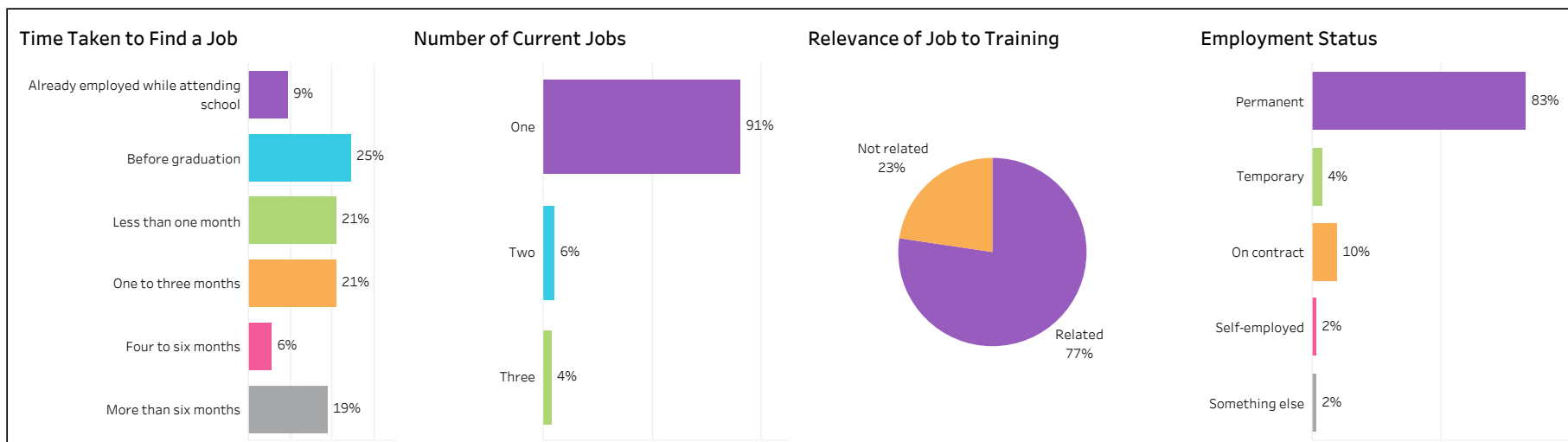
Saskatoon	Regina	Moose Jaw	Prince Albert	Elsewhere in Sask	Outside Sask
38%	15%	8%	8%	22%	8%



2017-18 Graduate Follow-up Survey

Campus: **All**; School: **Construction**; Program: **All**; Credential: **All**; Program Type: **Base**

Number of Respondents:
60





2017-18 Graduate Follow-up Survey

Campus: **All**; School: **Construction**; Program: **All**; Credential: **All**; Program Type: **Con Ed - Sask Polytech Delivered**

Number of Respondents:
73

Class of Graduates
2017-18

School
Construction

Campus
All

Program
All

Credential
All

Base/Con Ed/Brokered
Con Ed - Sask Polytech Delivered

Indigenous
All

Overall Employment

Available Workforce	# of Grads Employed	Employment Rate	# of Full-time Employed	Full-time Employment Rate
70	58	83%	56	80%

Training Related Employment

Available Workforce	# of Grads Employed	Employment Rate	# of Full-time Employed Grads	Full-time Employment Rate
70	37	53%	36	51%

Location of Employment

Saskatoon	Regina	Moose Jaw	Prince Albert	Elsewhere in Sask	Outside Sask
46%	19%	7%	5%	18%	5%

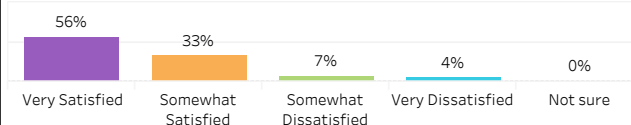
Average Annual Salary

Overall (\$)	42,832
Full-time Training Related (\$)	42,951

Salary by Location

	Overall (\$)	Full-time Training Related (\$)
Saskatoon	37,477	40,752
Regina	49,621	48,118
Moose Jaw	43,680	41,600
Prince Albert	39,243	38,688
Elsewhere in SK	48,633	38,013
Alberta	78,000	78,000
British Columbia	33,280	33,280

Overall Satisfaction with Program



Satisfaction with Sask Polytech

Satisfied with the decision to attend Sask Polytech	Recommend program to others	Recommend Sask Polytech to others
90%	79%	93%

Satisfaction with Campus Facilities & Services

■ Satisfied
 ■ Dissatisfied
 ■ Not sure


Campus facilities



Campus activities



Instruction delivered



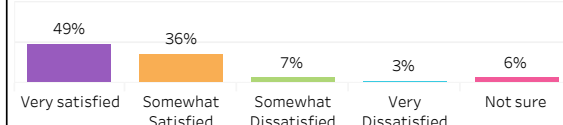
Student support services



Educational experience

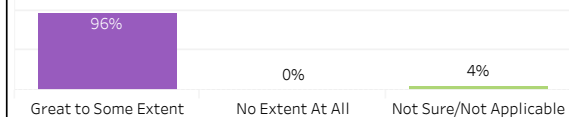


Relevance of Program to Field of Employment

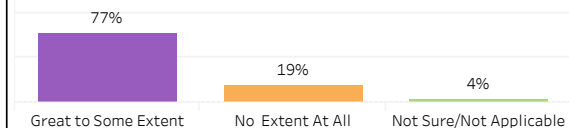


Program Benefits

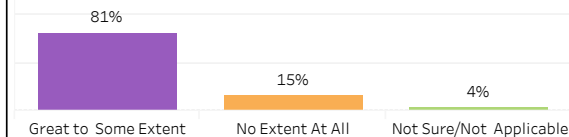
Skills and knowledge relevant in the workplace



Improved earning potential



Improved employment opportunities



Location of Current Residence

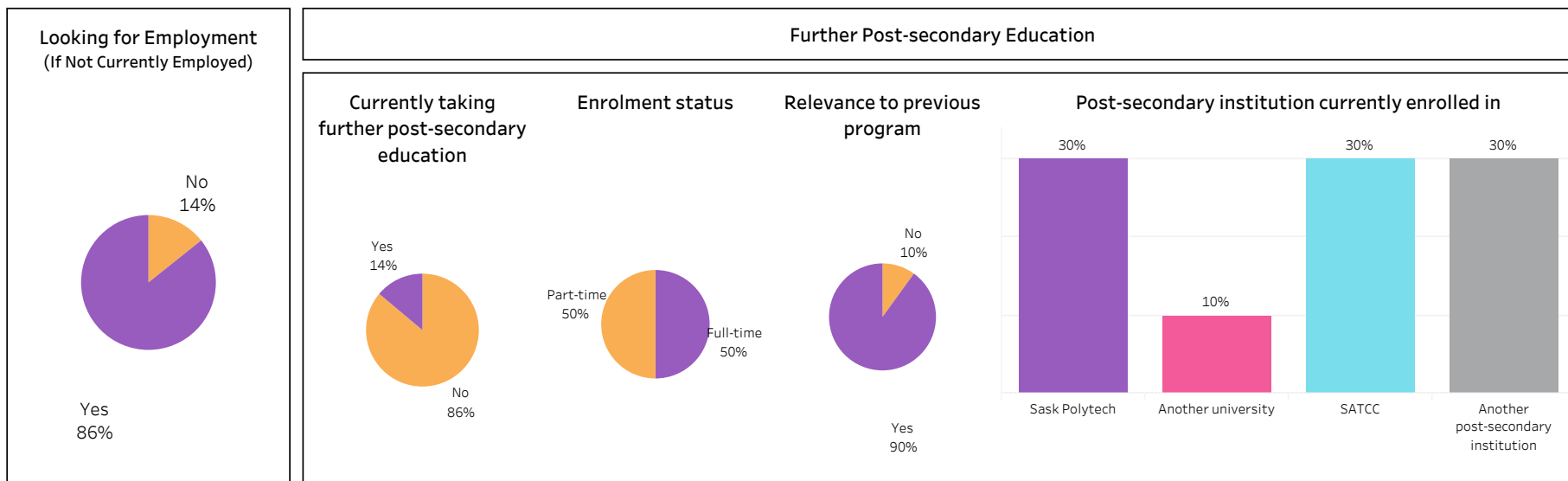
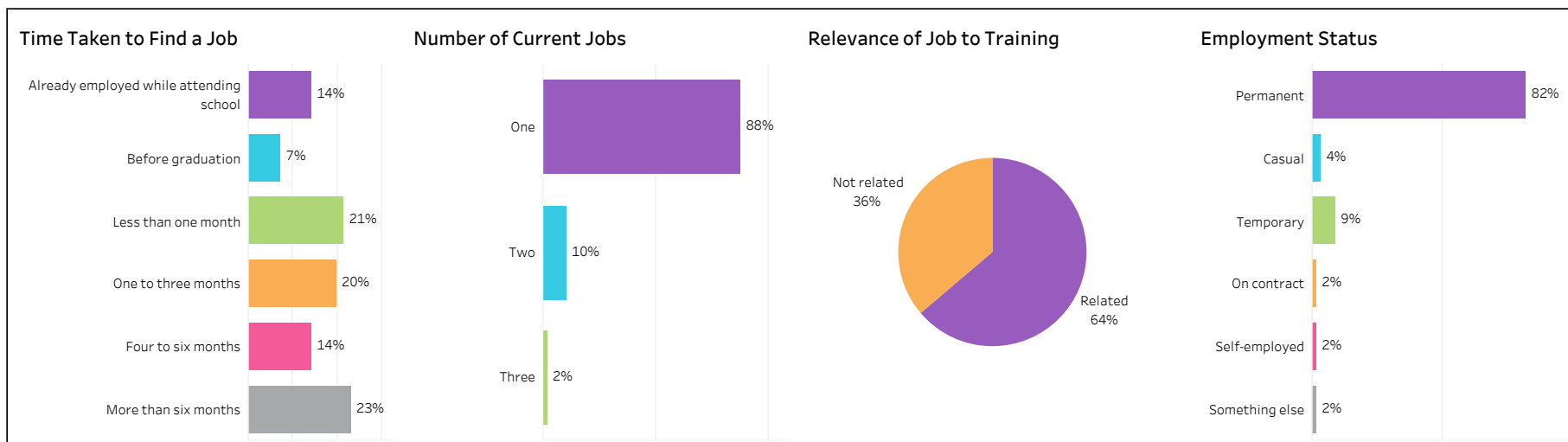
Saskatoon	Regina	Moose Jaw	Prince Albert	Elsewhere in Sask	Outside Sask
49%	19%	7%	4%	17%	4%



2017-18 Graduate Follow-up Survey

Campus: **All**; School: **Construction**; Program: **All**; Credential: **All**; Program Type: **Con Ed - Sask Polytech Delivered**

Number of Respondents:
73





2017-18 Graduate Follow-up Survey

Campus: **All**; School: **Construction**; Program: **All**; Credential: **All**; Program Type: **Con Ed - Brokered**

Number of Respondents:
58

Class of Graduates
2017-18

School
Construction

Campus
All

Program
All

Credential
All

Base/Con Ed/Brokered
Con Ed - Brokered

Indigenous
All

Overall Employment

Available Workforce	# of Grads Employed	Employment Rate	# of Full-time Employed	Full-time Employment Rate
56	49	88%	43	77%

Training Related Employment

Available Workforce	# of Grads Employed	Employment Rate	# of Full-time Employed Grads	Full-time Employment Rate
56	27	48%	27	48%

Location of Employment

Saskatoon	Regina	Moose Jaw	Prince Albert	Elsewhere in Sask	Outside Sask
10%	6%	0%	4%	71%	8%

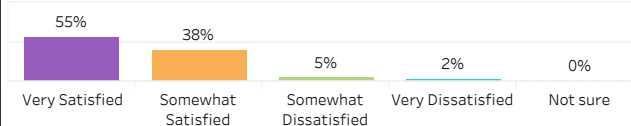
Average Annual Salary

Overall (\$)	44,138
Full-time Training Related (\$)	40,330

Salary by Location

	Overall (\$)	Full-time Training Related (\$)
Saskatoon	76,350	64,100
Regina	39,520	39,520
Prince Albert	38,168	45,136
Elsewhere in SK	40,037	35,840
Alberta	39,520	39,520
Manitoba	39,000	39,000

Overall Satisfaction with Program



Satisfaction with Sask Polytech

Satisfied with the decision to attend Sask Polytech	Recommend program to others	Recommend Sask Polytech to others
96%	90%	98%

Satisfaction with Campus Facilities & Services

■ Satisfied
 ■ Dissatisfied
 ■ Not sure

Campus facilities



Campus activities



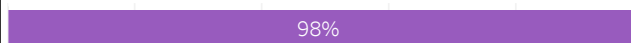
Instruction delivered



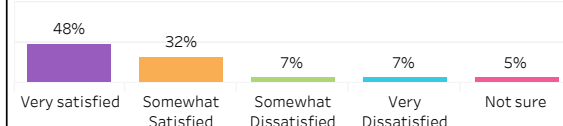
Student support services



Educational experience

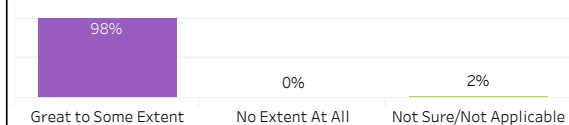


Relevance of Program to Field of Employment

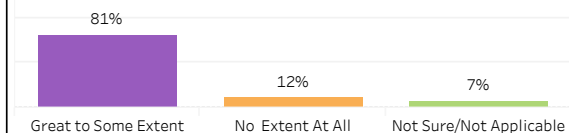


Program Benefits

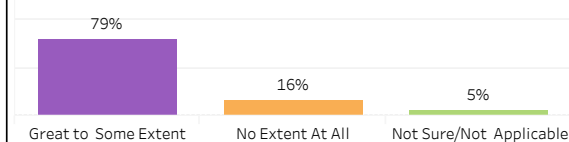
Skills and knowledge relevant in the workplace



Improved earning potential



Improved employment opportunities



Location of Current Residence

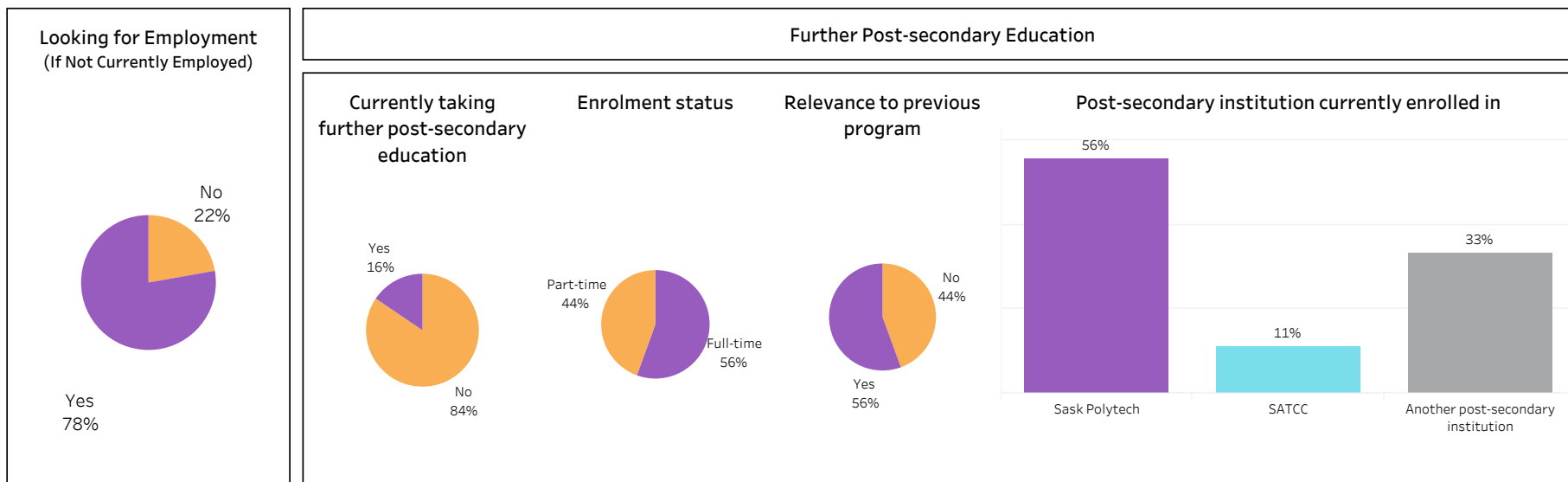
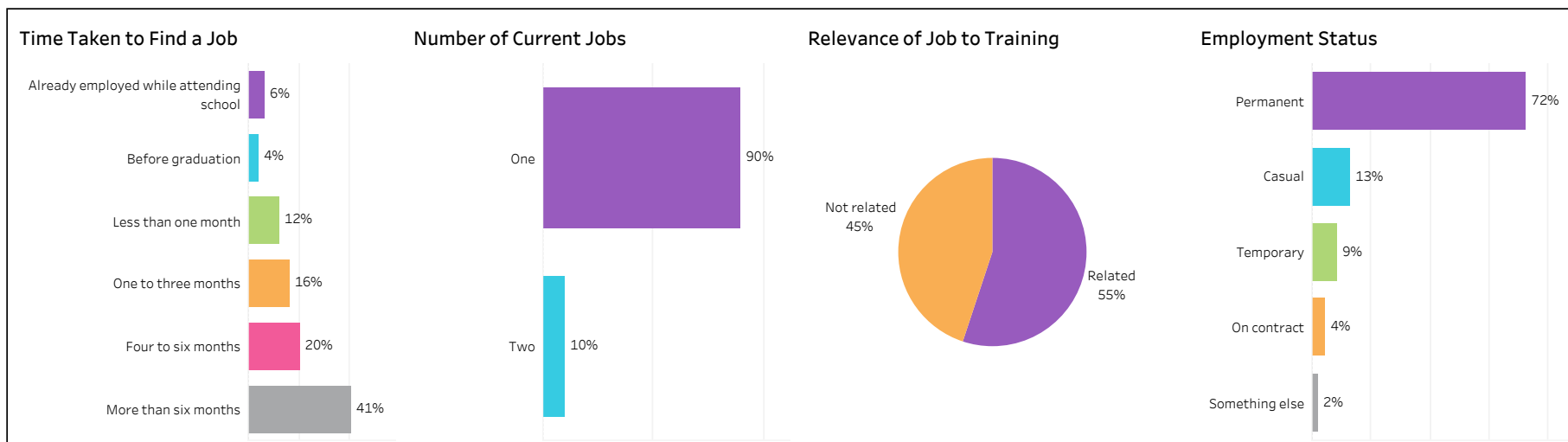
Saskatoon	Regina	Moose Jaw	Elsewhere in Sask	Outside Sask
9%	7%	2%	79%	4%



2017-18 Graduate Follow-up Survey

Campus: **All**; School: **Construction**; Program: **All**; Credential: **All**; Program Type: **Con Ed - Brokered**

Number of Respondents:
58





2017-18 Graduate Follow-up Survey

Campus: **Moose Jaw**; School: **Construction**; Program: **Architectural Technologies**;
Credential: **DIPC**; Program Type: **Base**

Number of Respondents:
21

Class of Graduates
2017-18

School
Construction

Campus
Moose Jaw

Program
Architectural Technolog..
Credential
DIPC

Base/Con Ed/Brokered
Base

Indigenous
All

Overall Employment

Available Workforce	# of Grads Employed	Employment Rate	# of Full-time Employed	Full-time Employment Rate
20	20	100%	20	100%

Training Related Employment

Available Workforce	# of Grads Employed	Employment Rate	# of Full-time Employed Grads	Full-time Employment Rate
20	19	95%	19	95%

Location of Employment

Saskatoon	Regina	Moose Jaw	Prince Albert	Elsewhere in Sask	Outside Sask
55%	15%	0%	0%	15%	15%

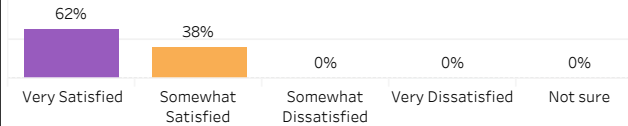
Average Annual Salary

Overall (\$)	56,288
Full-time Training Related (\$)	52,748

Salary by Location

	Overall (\$)	Full-time Training Related (\$)
Saskatoon	52,271	52,271
Regina	56,667	56,667
Elsewhere in SK	72,585	48,878
British Columbia	47,000	47,000
Ontario	65,000	65,000

Overall Satisfaction with Program



Satisfaction with Sask Polytech

Satisfied with the decision to attend Sask Polytech	Recommend program to others	Recommend Sask Polytech to others
95%	79%	100%

Satisfaction with Campus Facilities & Services

■ Satisfied
 ■ Dissatisfied
 ■ Not sure

Campus facilities



Campus activities



Instruction delivered



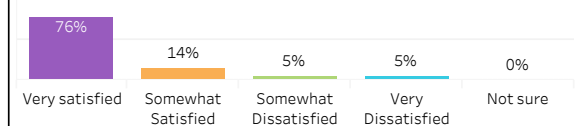
Student support services



Educational experience




Relevance of Program to Field of Employment

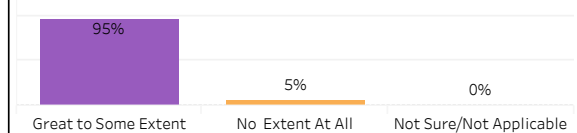


Program Benefits

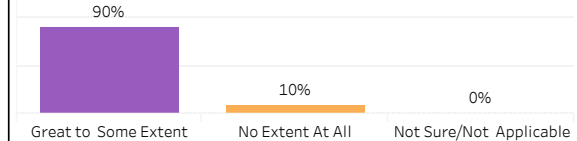
Skills and knowledge relevant in the workplace



Improved earning potential



Improved employment opportunities



Location of Current Residence

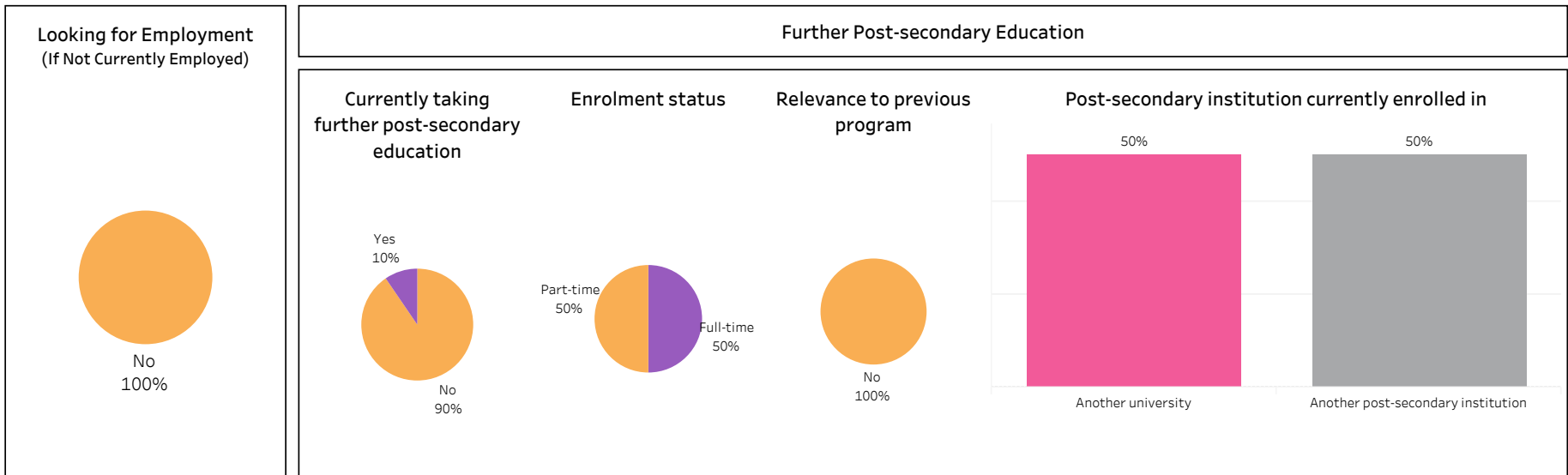
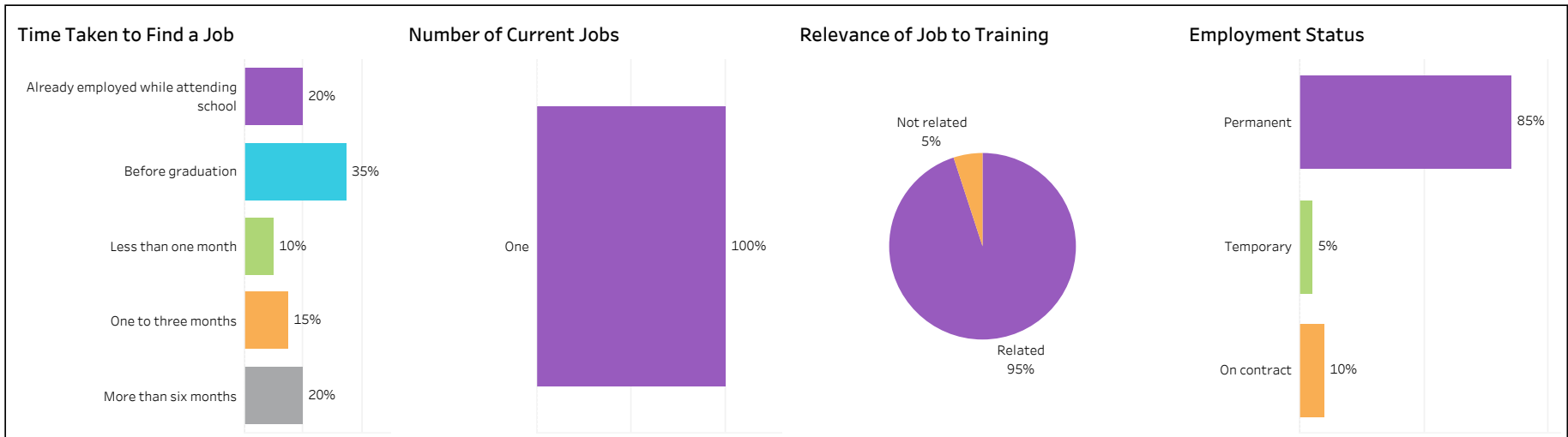
Saskatoon	Regina	Elsewhere in Sask	Outside Sask
57%	14%	14%	14%



2017-18 Graduate Follow-up Survey

Campus: **Moose Jaw**; School: **Construction**; Program: **Architectural Technologies**;
Credential: **DIPC**; Program Type: **Base**

Number of Respondents:
21





2017-18 Graduate Follow-up Survey

Campus: **Moose Jaw**; School: **Construction**; Program: **Carpentry**; Credential: **CERT**;
Program Type: **Base**

Number of Respondents:
18

Class of Graduates
2017-18

School
Construction

Campus
Moose Jaw

Program
Carpentry

Credential
CERT

Base/Con Ed/Brokered
Base

Indigenous
All

Overall Employment

Available Workforce	# of Grads Employed	Employment Rate	# of Full-time Employed	Full-time Employment Rate
16	16	100%	15	94%

Training Related Employment

Available Workforce	# of Grads Employed	Employment Rate	# of Full-time Employed Grads	Full-time Employment Rate
16	13	81%	12	75%

Location of Employment

Saskatoon	Regina	Moose Jaw	Prince Albert	Elsewhere in Sask	Outside Sask
19%	38%	19%	0%	19%	6%

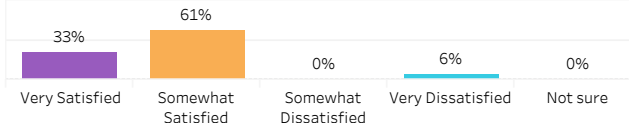
Average Annual Salary

Overall (\$)	41,978
Full-time Training Related (\$)	38,532

Salary by Location

	Overall (\$)	Full-time Training Related (\$)
Saskatoon	32,533	32,533
Regina	51,150	44,200
Moose Jaw	34,580	34,580
Elsewhere in SK	43,559	43,559
British Columbia	43,680	43,680

Overall Satisfaction with Program



Satisfaction with Sask Polytech

Satisfied with the decision to attend Sask Polytech	Recommend program to others	Recommend Sask Polytech to others
82%	76%	100%

Satisfaction with Campus Facilities & Services

■ Satisfied
 ■ Dissatisfied
 ■ Not sure

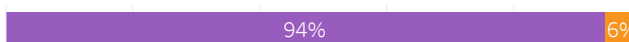
Campus facilities



Campus activities



Instruction delivered



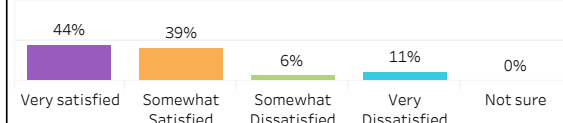
Student support services



Educational experience




Relevance of Program to Field of Employment

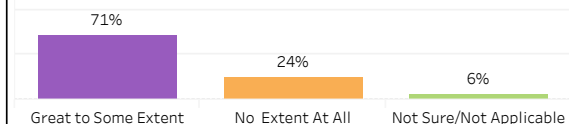


Program Benefits

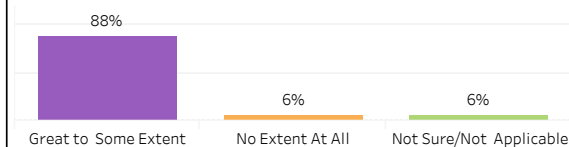
Skills and knowledge relevant in the workplace



Improved earning potential



Improved employment opportunities



Location of Current Residence

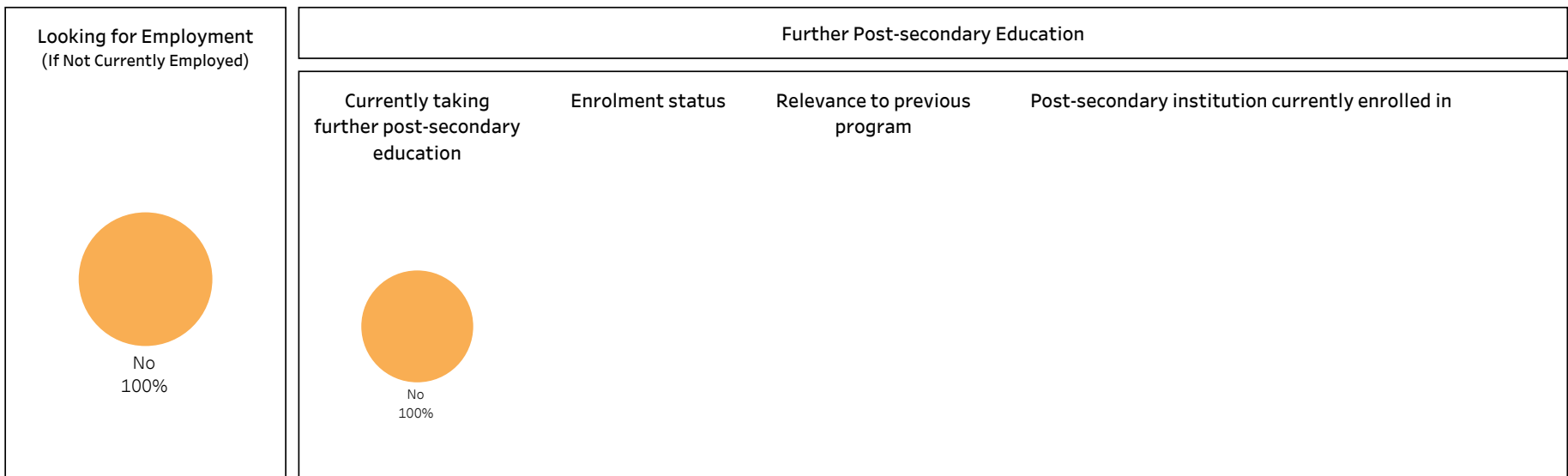
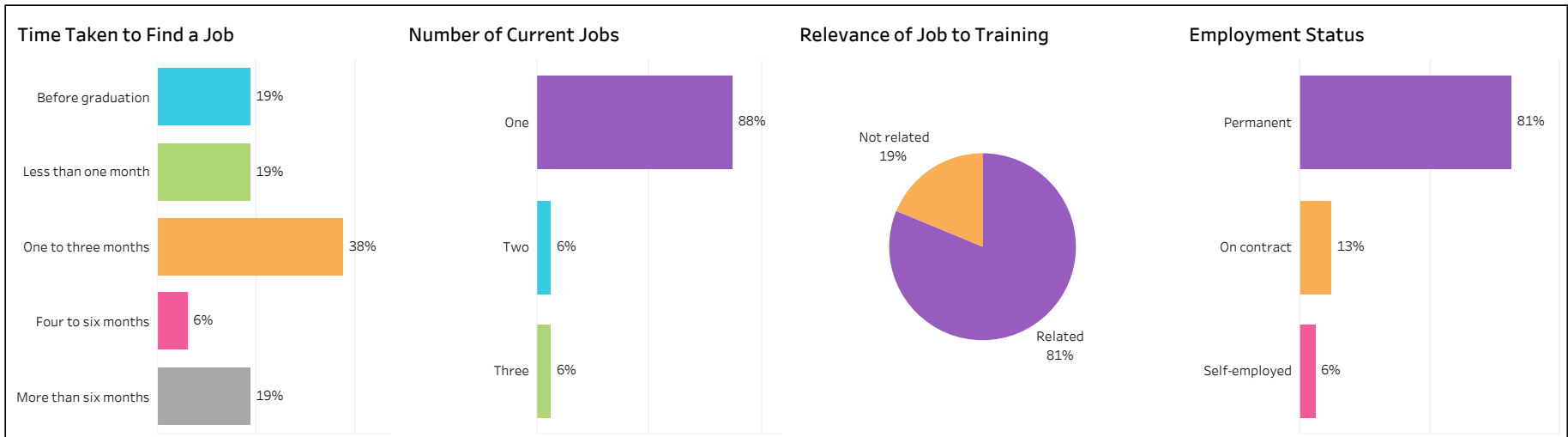
Saskatoon	Regina	Moose Jaw	Elsewhere in Sask	Outside Sask
17%	33%	28%	17%	6%



2017-18 Graduate Follow-up Survey

Campus: **Moose Jaw**; School: **Construction**; Program: **Carpentry**; Credential: **CERT**;
Program Type: **Base**

Number of Respondents:
18





2017-18 Graduate Follow-up Survey

Campus: **Prince Albert**; School: **Construction**; Program: **Carpentry**; Credential: **CERT**;
Program Type: **Base**

Number of Respondents:
13

Class of Graduates
2017-18

School
Construction

Campus
Prince Albert

Program
Carpentry

Credential
CERT

Base/Con Ed/Brokered
Base

Indigenous
All

Overall Employment

Available Workforce	# of Grads Employed	Employment Rate	# of Full-time Employed	Full-time Employment Rate
11	9	82%	9	82%

Training Related Employment

Available Workforce	# of Grads Employed	Employment Rate	# of Full-time Employed Grads	Full-time Employment Rate
11	4	36%	4	36%

Location of Employment

Saskatoon	Regina	Moose Jaw	Prince Albert	Elsewhere in Sask	Outside Sask
0%	0%	0%	22%	56%	22%

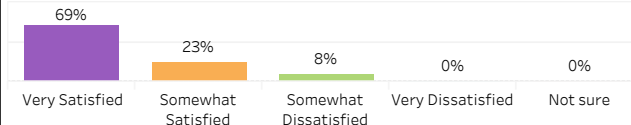
Average Annual Salary

Overall (\$)	51,331
Full-time Training Related (\$)	38,610

Salary by Location

	Overall (\$)	Full-time Training Related (\$)
Prince Albert	30,940	30,940
Elsewhere in SK	45,110	46,280
Alberta		
Elsewhere in Canada	117,000	

Overall Satisfaction with Program



Satisfaction with Sask Polytech

Satisfied with the decision to attend Sask Polytech	Recommend program to others	Recommend Sask Polytech to others
92%	85%	100%

Satisfaction with Campus Facilities & Services

■ Satisfied
 ■ Dissatisfied
 ■ Not sure


Campus facilities



Campus activities



Instruction delivered



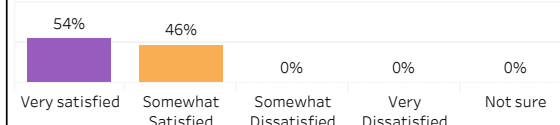
Student support services



Educational experience




Relevance of Program to Field of Employment

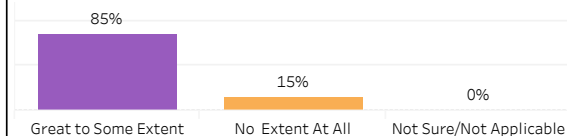


Program Benefits

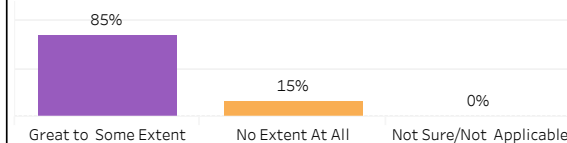
Skills and knowledge relevant in the workplace



Improved earning potential



Improved employment opportunities



Location of Current Residence

Saskatoon	Prince Albert	Elsewhere in Sask	Outside Sask
8%	38%	46%	8%

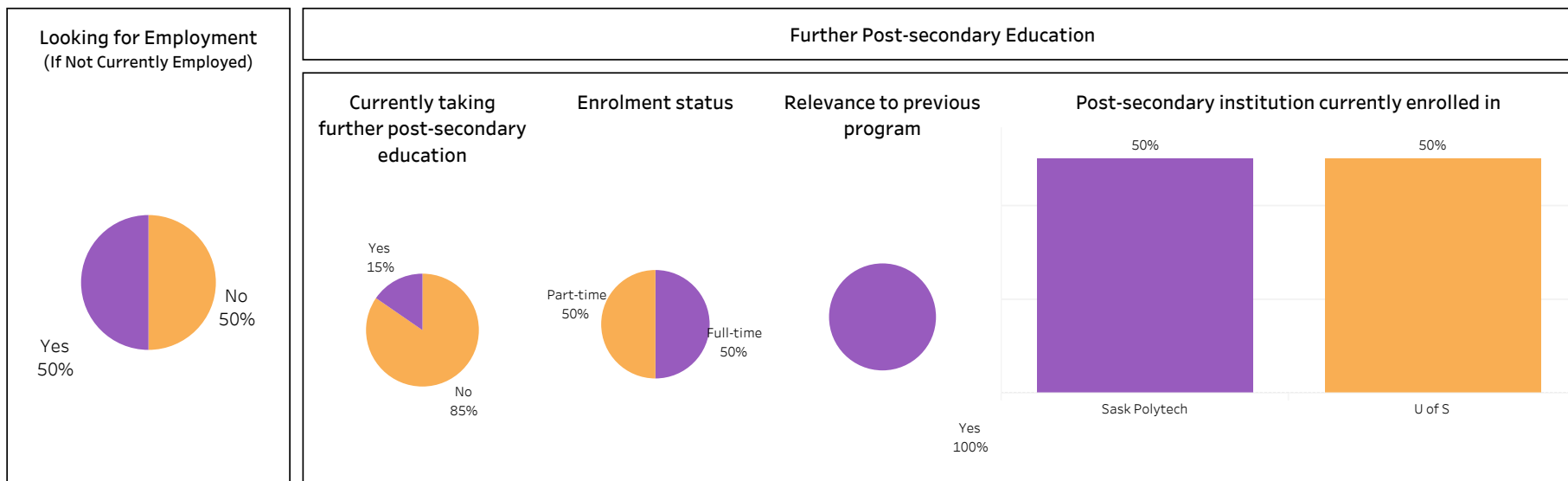
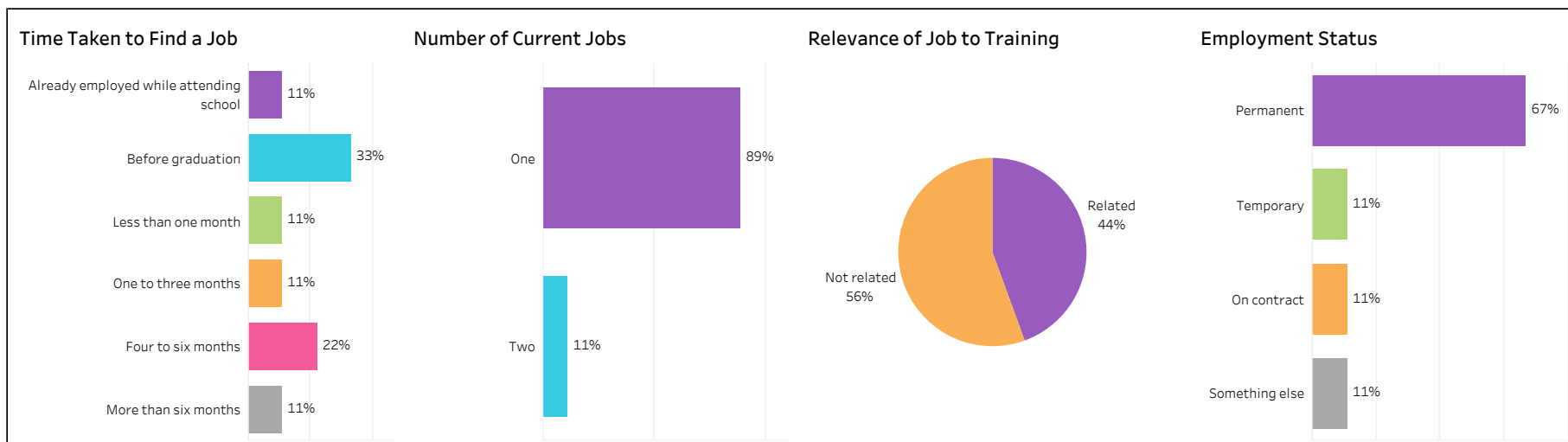


2017-18 Graduate Follow-up Survey

Campus: **Prince Albert**; School: **Construction**; Program: **Carpentry**; Credential: **CERT**;

Program Type: **Base**

Number of Respondents:
13





2017-18 Graduate Follow-up Survey

Campus: **Moose Jaw**; School: **Construction**; Program: **Electrician**; Credential: **APCERT**; Program Type: **Con Ed - Sask Polytech Delivered**

Number of Respondents: 9

Class of Graduates
2017-18

School
Construction

Campus
Moose Jaw

Program
Electrician

Credential
APCERT

Base/Con Ed/Brokered
Con Ed - Sask Polytech Delivered

Indigenous
All

Overall Employment

Available Workforce	# of Grads Employed	Employment Rate	# of Full-time Employed	Full-time Employment Rate
9	9	100%	7	78%

Training Related Employment

Available Workforce	# of Grads Employed	Employment Rate	# of Full-time Employed Grads	Full-time Employment Rate
9	3	33%	2	22%

Location of Employment

Saskatoon	Regina	Moose Jaw	Prince Albert	Elsewhere in Sask	Outside Sask
25%	25%	25%	0%	25%	0%

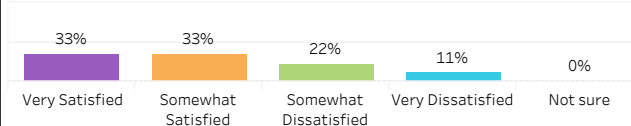
Average Annual Salary

Overall (\$)	38,694
Full-time Training Related (\$)	29,952

Salary by Location

	Overall (\$)	Full-time Training Related (\$)
Saskatoon	24,000	
Regina	38,976	29,952
Moose Jaw	45,760	
Elsewhere in SK	45,760	

Overall Satisfaction with Program



Satisfaction with Sask Polytech

Satisfied with the decision to attend Sask Polytech	Recommend program to others	Recommend Sask Polytech to others
89%	67%	89%

Satisfaction with Campus Facilities & Services

■ Satisfied
 ■ Dissatisfied
 ■ Not sure

Campus facilities



Campus activities



Instruction delivered



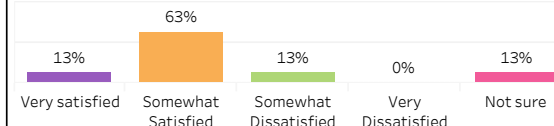
Student support services



Educational experience




Relevance of Program to Field of Employment

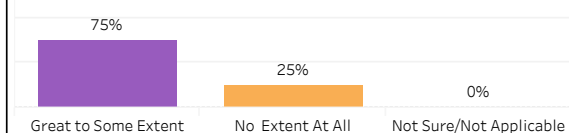


Program Benefits

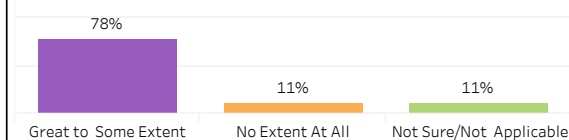
Skills and knowledge relevant in the workplace



Improved earning potential



Improved employment opportunities



Location of Current Residence

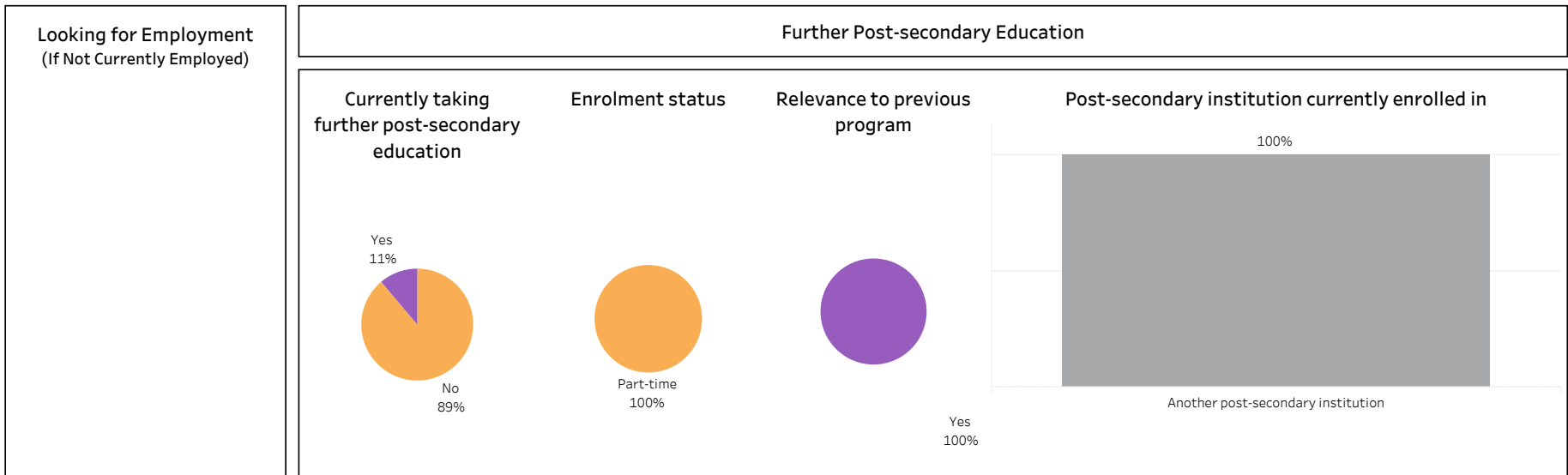
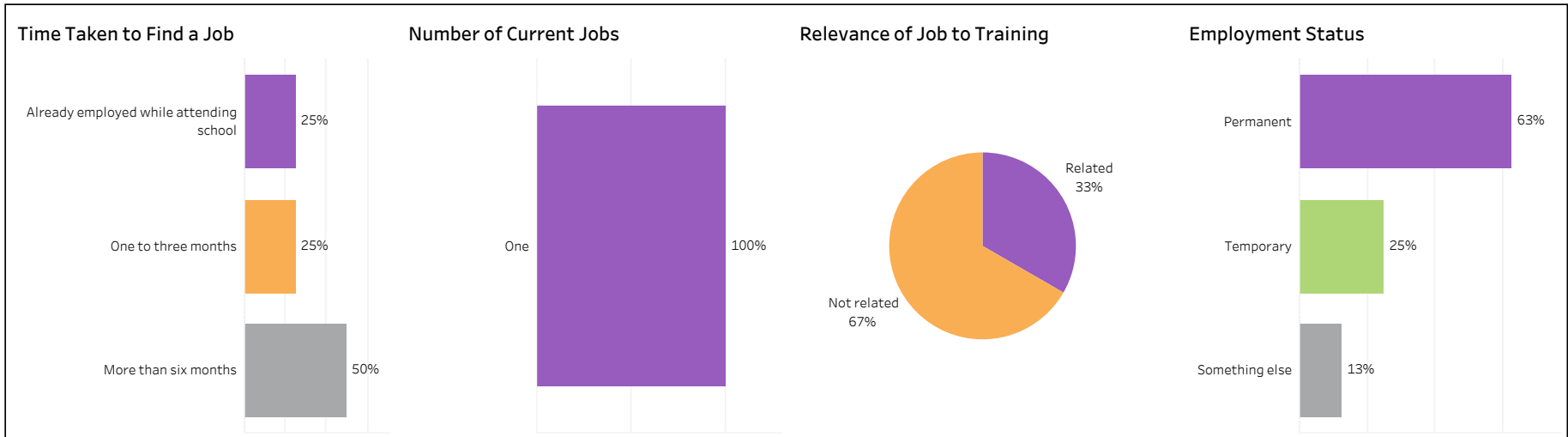
Saskatoon	Regina	Moose Jaw	Elsewhere in Sask
22%	22%	22%	33%



2017-18 Graduate Follow-up Survey

Campus: **Moose Jaw**; School: **Construction**; Program: **Electrician**; Credential: **APCERT**;
Program Type: **Con Ed - Sask Polytech Delivered**

Number of Respondents:
9





2017-18 Graduate Follow-up Survey

Campus: **Moose Jaw**; School: **Construction**; Program: **Electrician**; Credential: **APCERT**; Program Type: **Con Ed - Brokered**

Number of Respondents:
29

Class of Graduates
2017-18

School
Construction

Campus
Moose Jaw

Program
Electrician

Credential
APCERT

Base/Con Ed/Brokered
Con Ed - Brokered

Indigenous
All

Overall Employment

Available Workforce	# of Grads Employed	Employment Rate	# of Full-time Employed	Full-time Employment Rate
29	25	86%	24	83%

Training Related Employment

Available Workforce	# of Grads Employed	Employment Rate	# of Full-time Employed Grads	Full-time Employment Rate
29	16	55%	16	55%

Location of Employment

Saskatoon	Regina	Moose Jaw	Prince Albert	Elsewhere in Sask	Outside Sask
8%	12%	0%	0%	76%	4%

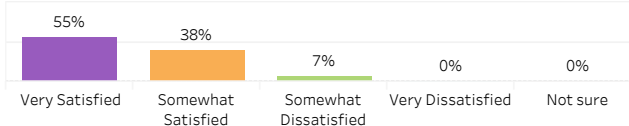
Average Annual Salary

Overall (\$)	47,077
Full-time Training Related (\$)	41,452

Salary by Location

	Overall (\$)	Full-time Training Related (\$)
Saskatoon	101,600	83,200
Regina	39,520	39,520
Elsewhere in SK	40,405	36,114
Manitoba	39,000	39,000

Overall Satisfaction with Program



Satisfaction with Sask Polytech

Satisfied with the decision to attend Sask Polytech	Recommend program to others	Recommend Sask Polytech to others
93%	90%	96%

Satisfaction with Campus Facilities & Services

■ Satisfied
 ■ Dissatisfied
 ■ Not sure

Campus facilities



Campus activities



Instruction delivered



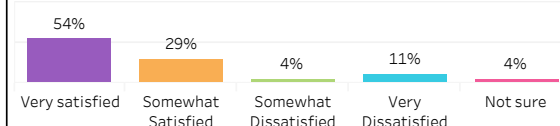
Student support services



Educational experience




Relevance of Program to Field of Employment

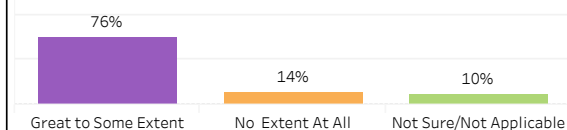


Program Benefits

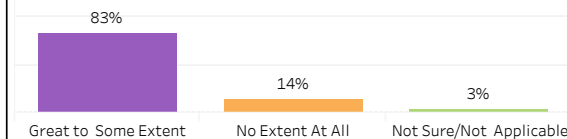
Skills and knowledge relevant in the workplace



Improved earning potential



Improved employment opportunities



Location of Current Residence

Saskatoon	Regina	Moose Jaw	Elsewhere in Sask
7%	10%	3%	79%

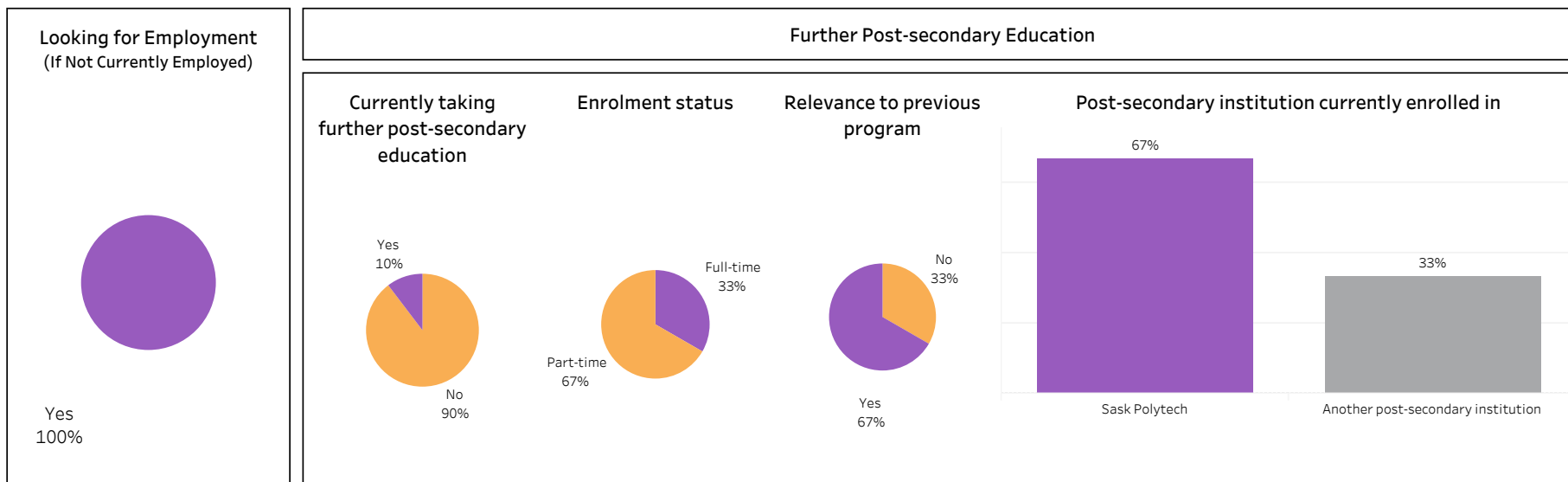
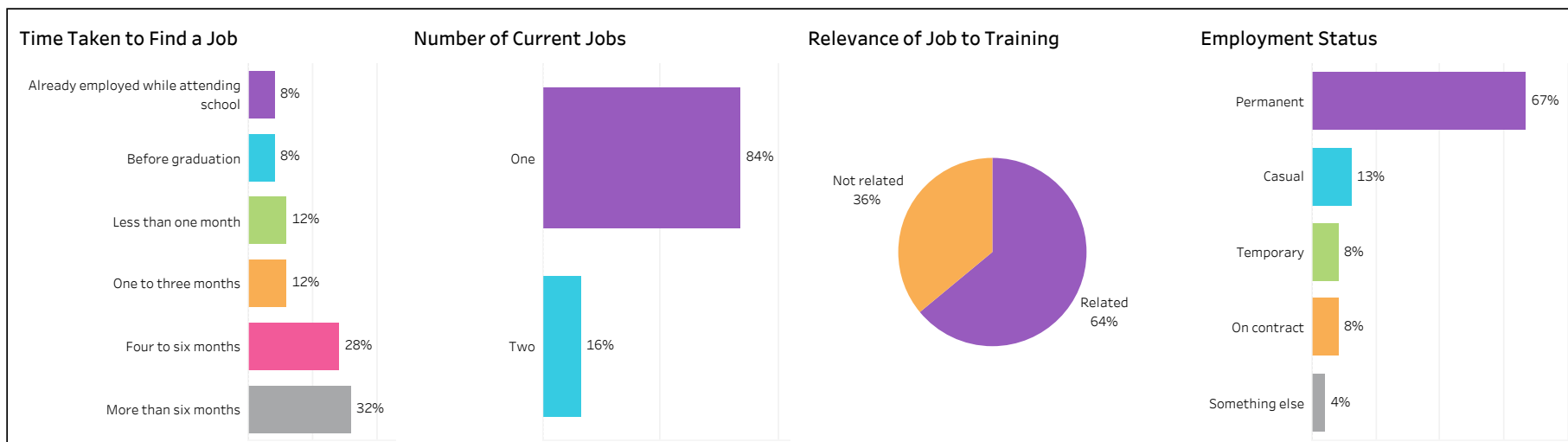


2017-18 Graduate Follow-up Survey

Campus: **Moose Jaw**; School: **Construction**; Program: **Electrician**; Credential: **APCERT**;

Program Type: **Con Ed - Brokered**

Number of Respondents:
29





2017-18 Graduate Follow-up Survey

Campus: **Prince Albert**; School: **Construction**; Program: **Electrician**; Credential: **APCERT**; Program Type: **Con Ed - Sask Polytech Delivered**

Number of Respondents: 5

Class of Graduates
2017-18

School
Construction

Campus
Prince Albert

Program
Electrician

Credential
APCERT

Base/Con Ed/Brokered
Con Ed - Sask Polytech Delivered

Indigenous
All

Overall Employment

Available Workforce	# of Grads Employed	Employment Rate	# of Full-time Employed	Full-time Employment Rate
5	4	80%	4	80%

Training Related Employment

Available Workforce	# of Grads Employed	Employment Rate	# of Full-time Employed Grads	Full-time Employment Rate
5	3	60%	3	60%

Location of Employment

Saskatoon	Regina	Moose Jaw	Prince Albert	Elsewhere in Sask	Outside Sask
25%	0%	0%	50%	0%	25%

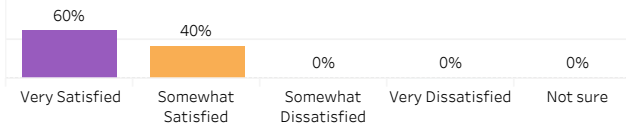
Average Annual Salary

Overall (\$)	47,909
Full-time Training Related (\$)	58,344

Salary by Location

	Overall (\$)	Full-time Training Related (\$)
Saskatoon		
Prince Albert	32,864	38,688
Alberta	78,000	78,000

Overall Satisfaction with Program



Satisfaction with Sask Polytech

Satisfied with the decision to attend Sask Polytech	Recommend program to others	Recommend Sask Polytech to others
80%	80%	80%

Satisfaction with Campus Facilities & Services

■ Satisfied
 ■ Dissatisfied
 ■ Not sure

Campus facilities



Campus activities



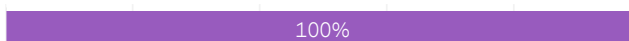
Instruction delivered



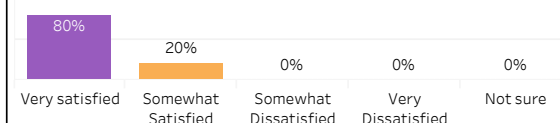
Student support services



Educational experience

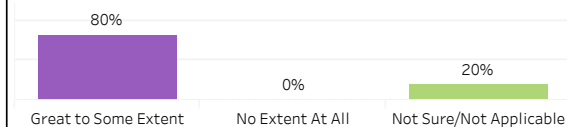


Relevance of Program to Field of Employment

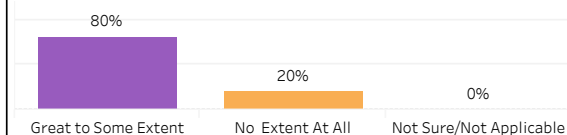


Program Benefits

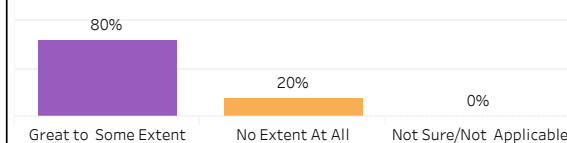
Skills and knowledge relevant in the workplace



Improved earning potential



Improved employment opportunities



Location of Current Residence

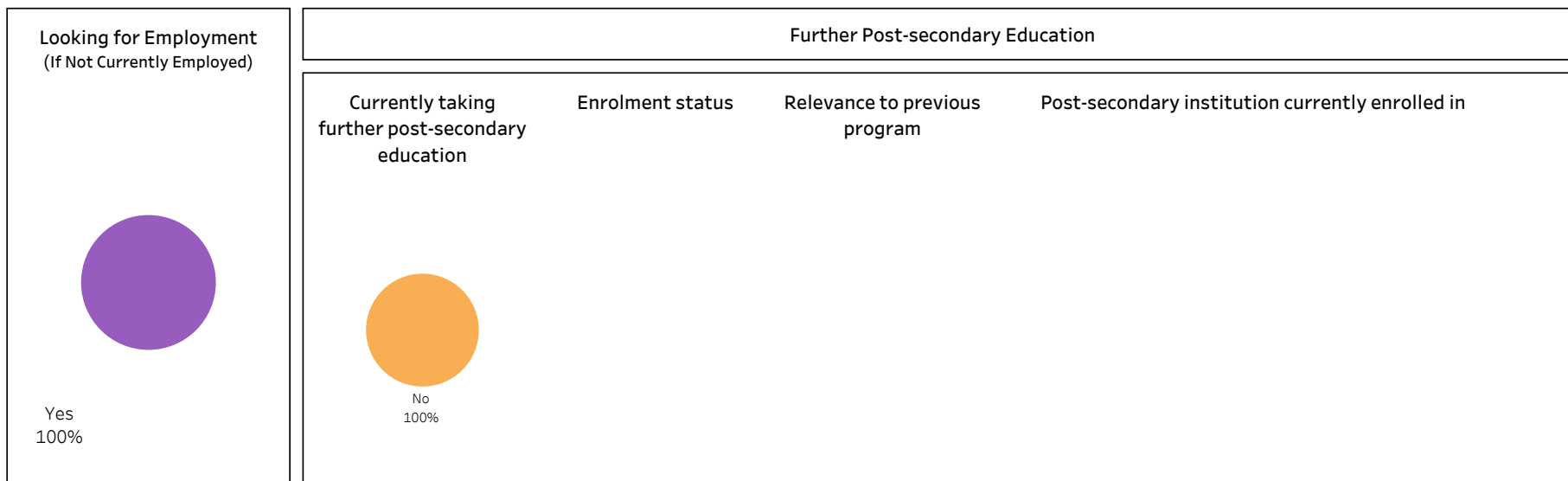
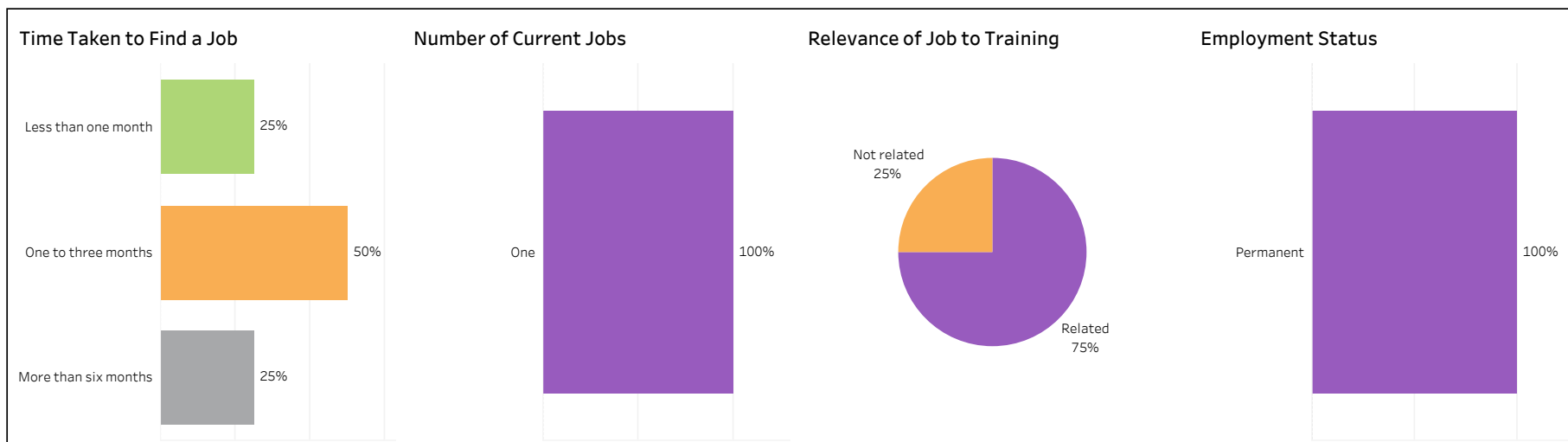
Saskatoon	Prince Albert	Elsewhere in Sask
20%	60%	20%



2017-18 Graduate Follow-up Survey

Campus: **Prince Albert**; School: **Construction**; Program: **Electrician**; Credential: **APCERT**; Program Type: **Con Ed - Sask Polytech Delivered**

Number of Respondents:
5





2017-18 Graduate Follow-up Survey

Campus: **Prince Albert**; School: **Construction**; Program: **Electrician**; Credential: **APCERT**; Program Type: **Con Ed - Brokered**

Number of Respondents:
19

Class of Graduates
2017-18

School
Construction

Campus
Prince Albert

Program
Electrician

Credential
APCERT

Base/Con Ed/Brokered
Con Ed - Brokered

Indigenous
All

Overall Employment

Available Workforce	# of Grads Employed	Employment Rate	# of Full-time Employed	Full-time Employment Rate
19	17	89%	14	74%

Training Related Employment

Available Workforce	# of Grads Employed	Employment Rate	# of Full-time Employed Grads	Full-time Employment Rate
19	8	42%	8	42%

Location of Employment

Saskatoon	Regina	Moose Jaw	Prince Albert	Elsewhere in Sask	Outside Sask
18%	0%	0%	6%	65%	12%

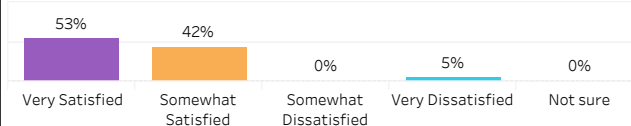
Average Annual Salary

Overall (\$)	44,172
Full-time Training Related (\$)	42,571

Salary by Location

	Overall (\$)	Full-time Training Related (\$)
Saskatoon	51,100	45,000
Prince Albert	45,136	45,136
Elsewhere in SK	42,901	41,600
Alberta	39,520	39,520

Overall Satisfaction with Program



Satisfaction with Sask Polytech

Satisfied with the decision to attend Sask Polytech	Recommend program to others	Recommend Sask Polytech to others
100%	84%	100%

Satisfaction with Campus Facilities & Services

■ Satisfied
 ■ Dissatisfied
 ■ Not sure

Campus facilities



Campus activities



Instruction delivered



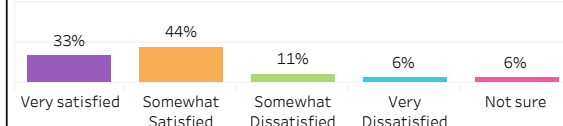
Student support services



Educational experience




Relevance of Program to Field of Employment

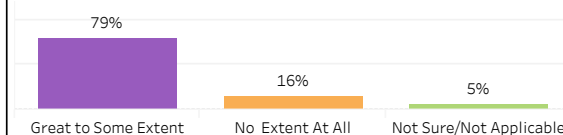


Program Benefits

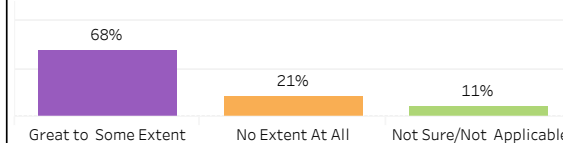
Skills and knowledge relevant in the workplace



Improved earning potential



Improved employment opportunities



Location of Current Residence

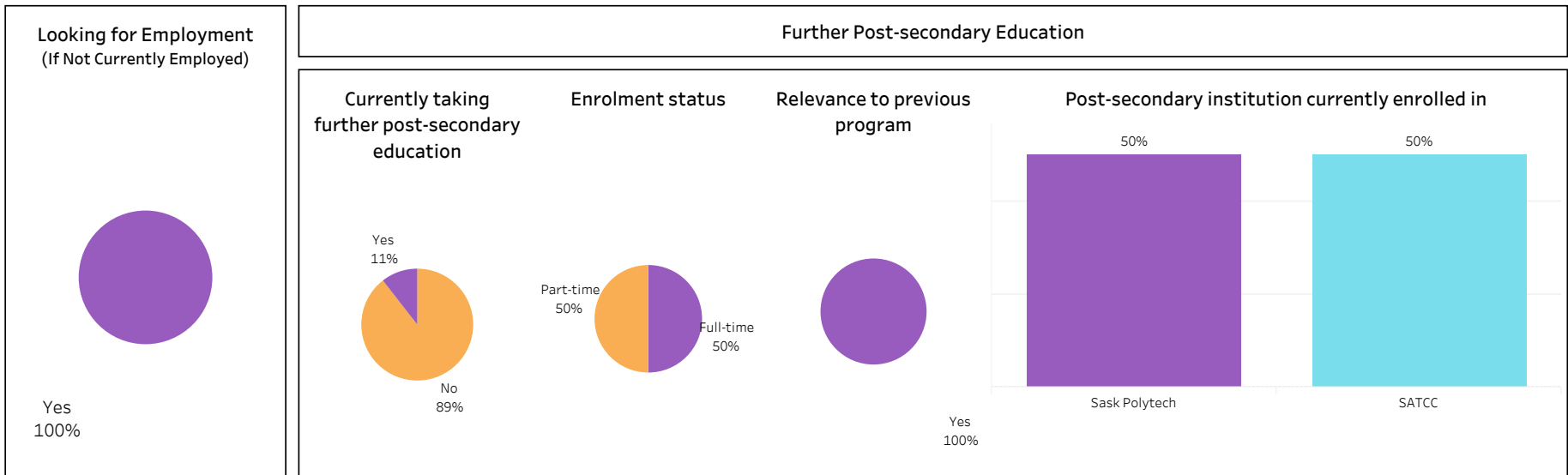
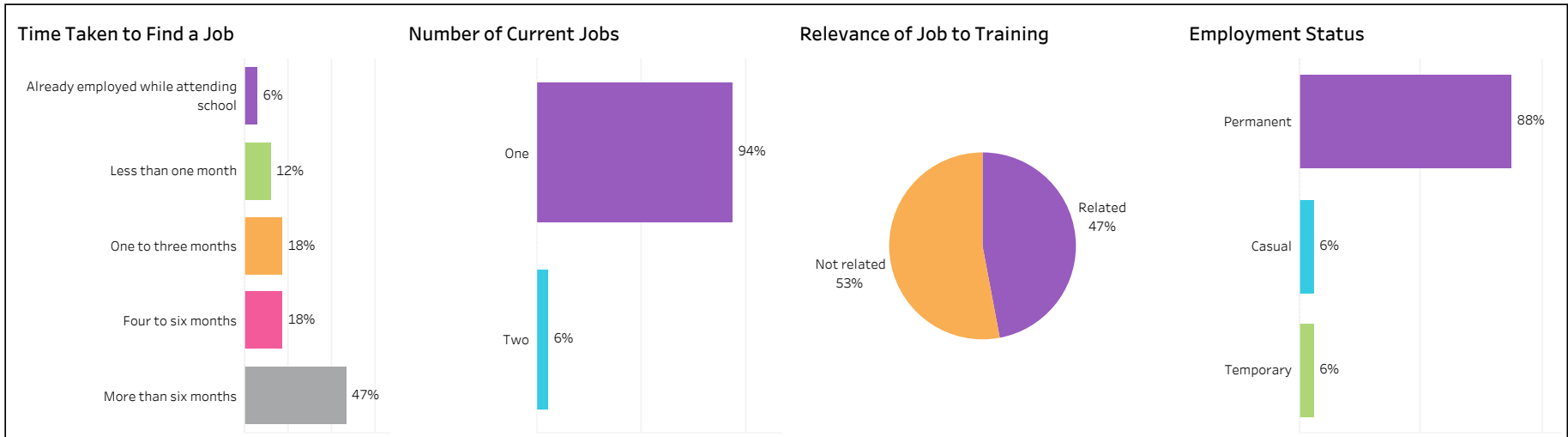
Saskatoon	Elsewhere in Sask	Outside Sask
11%	83%	6%



2017-18 Graduate Follow-up Survey

Campus: **Prince Albert**; School: **Construction**; Program: **Electrician**; Credential: **APCERT**; Program Type: **Con Ed - Brokered**

Number of Respondents:
19





2017-18 Graduate Follow-up Survey

Campus: **Regina**; School: **Construction**; Program: **Electrician**; Credential: **APCERT**;
Program Type: **Con Ed - Sask Polytech Delivered**

Number of Respondents: 6

Class of Graduates
2017-18

School
Construction

Campus
Regina

Program
Electrician

Credential
APCERT

Base/Con Ed/Brokered
Con Ed - Sask Polytech Delivered

Indigenous
All

Overall Employment

Available Workforce	# of Grads Employed	Employment Rate	# of Full-time Employed	Full-time Employment Rate
6	5	83%	5	83%

Training Related Employment

Available Workforce	# of Grads Employed	Employment Rate	# of Full-time Employed Grads	Full-time Employment Rate
6	3	50%	3	50%

Location of Employment

Saskatoon	Regina	Moose Jaw	Prince Albert	Elsewhere in Sask	Outside Sask
20%	80%	0%	0%	0%	0%

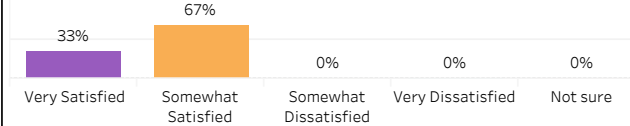
Average Annual Salary

Overall (\$)	37,570
Full-time Training Related (\$)	28,340

Salary by Location

	Overall (\$)	Full-time Training Related (\$)
Saskatoon	33,280	33,280
Regina	39,000	23,400

Overall Satisfaction with Program



Satisfaction with Sask Polytech

Satisfied with the decision to attend Sask Polytech	Recommend program to others	Recommend Sask Polytech to others
100%	83%	100%

Satisfaction with Campus Facilities & Services

■ Satisfied
 ■ Dissatisfied
 ■ Not sure

Campus facilities



Campus activities



Instruction delivered



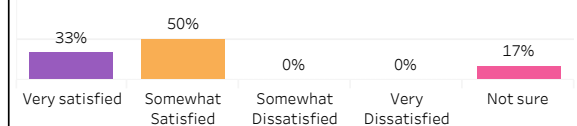
Student support services



Educational experience

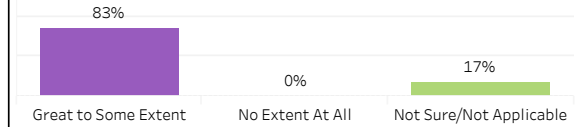


Relevance of Program to Field of Employment

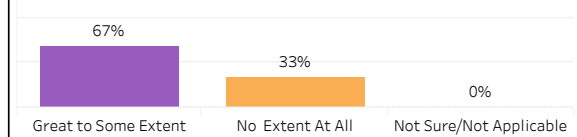


Program Benefits

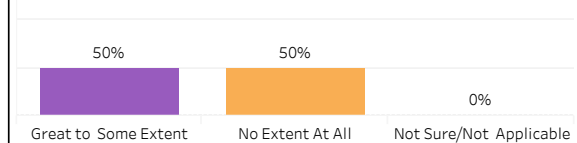
Skills and knowledge relevant in the workplace



Improved earning potential



Improved employment opportunities



Location of Current Residence

Regina	Moose Jaw
83%	17%

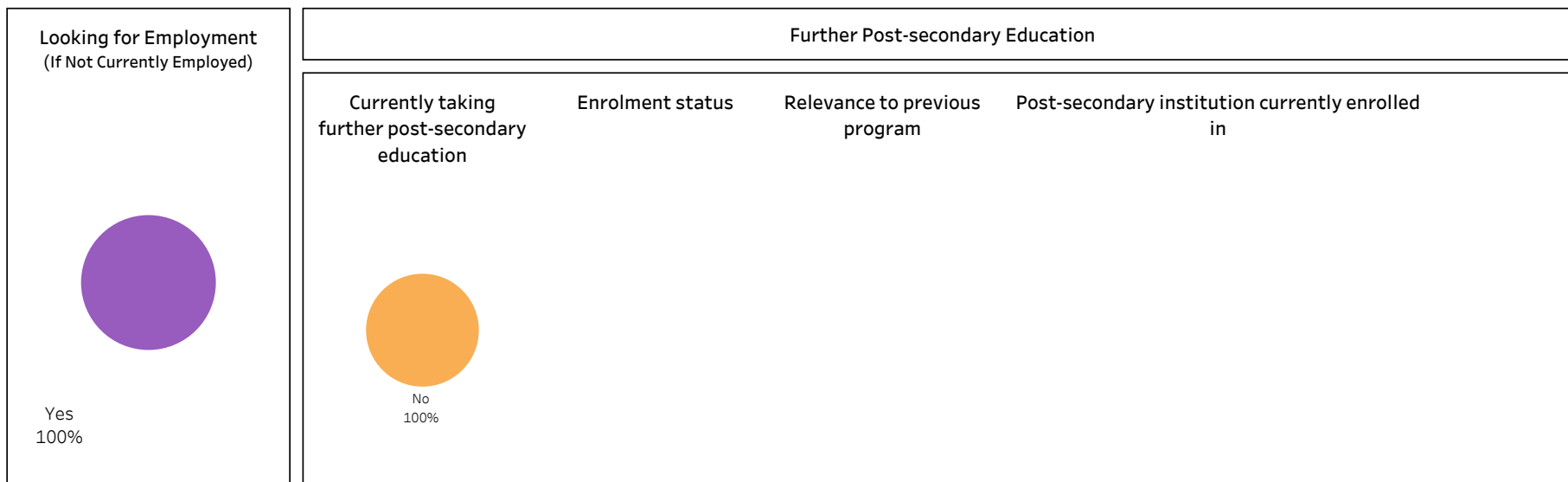
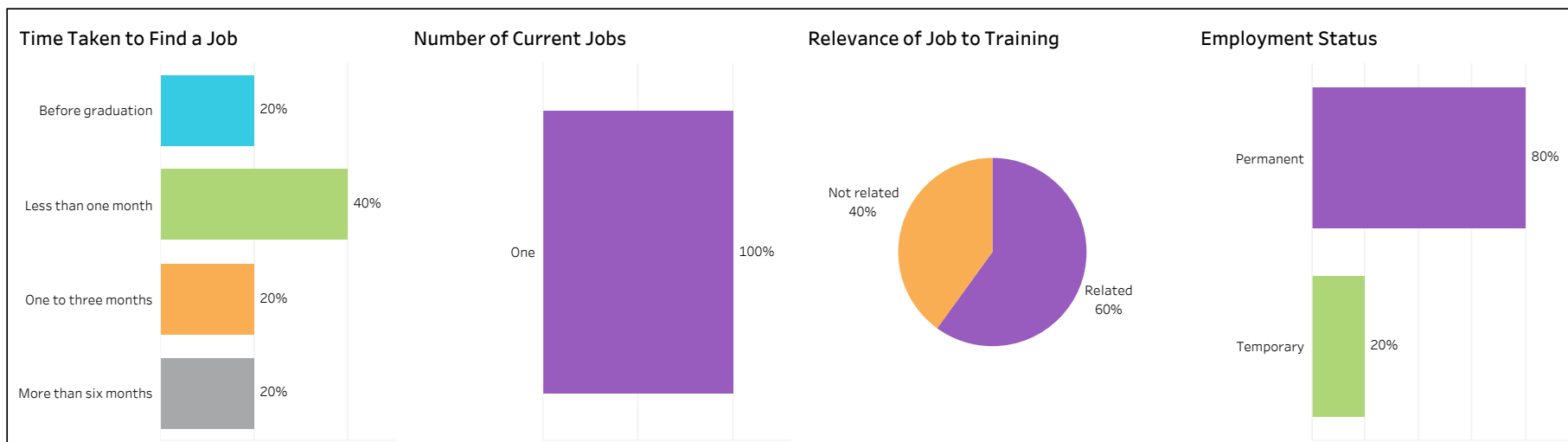


2017-18 Graduate Follow-up Survey

Campus: **Regina**; School: **Construction**; Program: **Electrician**; Credential: **APCERT**;

Program Type: **Con Ed - Sask Polytech Delivered**

Number of Respondents:
6





2017-18 Graduate Follow-up Survey

Campus: **Regina**; School: **Construction**; Program: **Electrician**; Credential: **APCERT**;
Program Type: **Con Ed - Brokered**

Number of Respondents: 2

Class of Graduates
2017-18

School
Construction

Campus
Regina

Program
Electrician

Credential
APCERT

Base/Con Ed/Brokered
Con Ed - Brokered

Indigenous
All

Overall Employment

Available Workforce	# of Grads Employed	Employment Rate	# of Full-time Employed	Full-time Employment Rate
1	1	100%		

Training Related Employment

Available Workforce	# of Grads Employed	Employment Rate	# of Full-time Employed Grads	Full-time Employment Rate
1	0	0%		

Location of Employment

Saskatoon	Regina	Moose Jaw	Prince Albert	Elsewhere in Sask	Outside Sask
0%	0%	0%	0%	100%	0%

Average Annual Salary

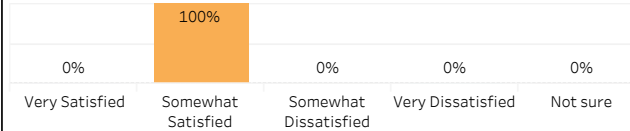
Overall (\$)
Full-time Training Related (\$)

Salary by Location

Overall (\$)
Full-time Training Related (\$)

Elsewhere in SK

Overall Satisfaction with Program



Satisfaction with Sask Polytech

Satisfied with the decision to attend Sask Polytech	Recommend program to others	Recommend Sask Polytech to others
100%	100%	100%

Satisfaction with Campus Facilities & Services

■ Satisfied
 ■ Dissatisfied
 ■ Not sure

Campus facilities



Campus activities



Instruction delivered



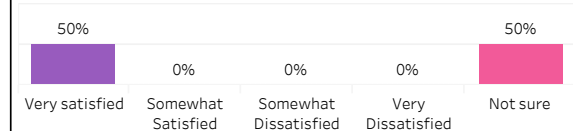
Student support services



Educational experience

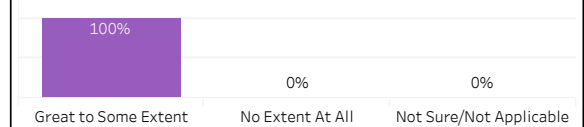


Relevance of Program to Field of Employment

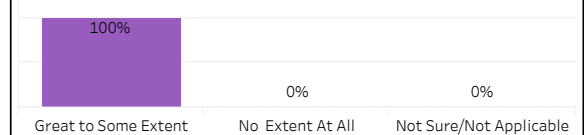


Program Benefits

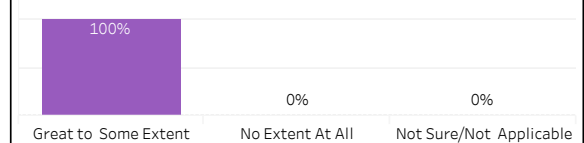
Skills and knowledge relevant in the workplace



Improved earning potential



Improved employment opportunities



Location of Current Residence

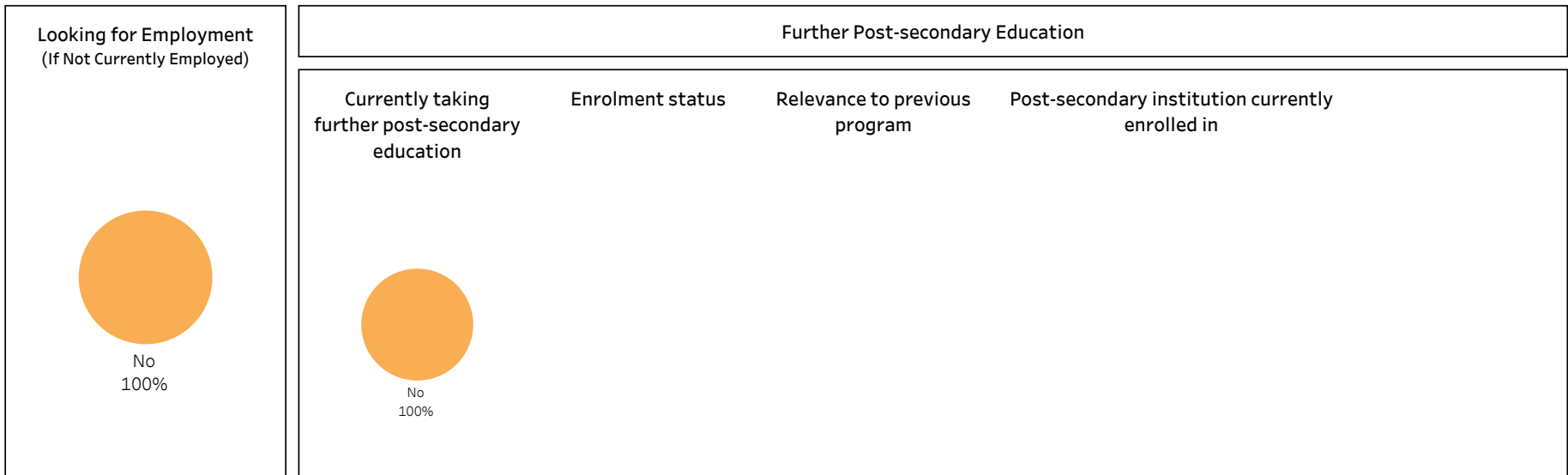
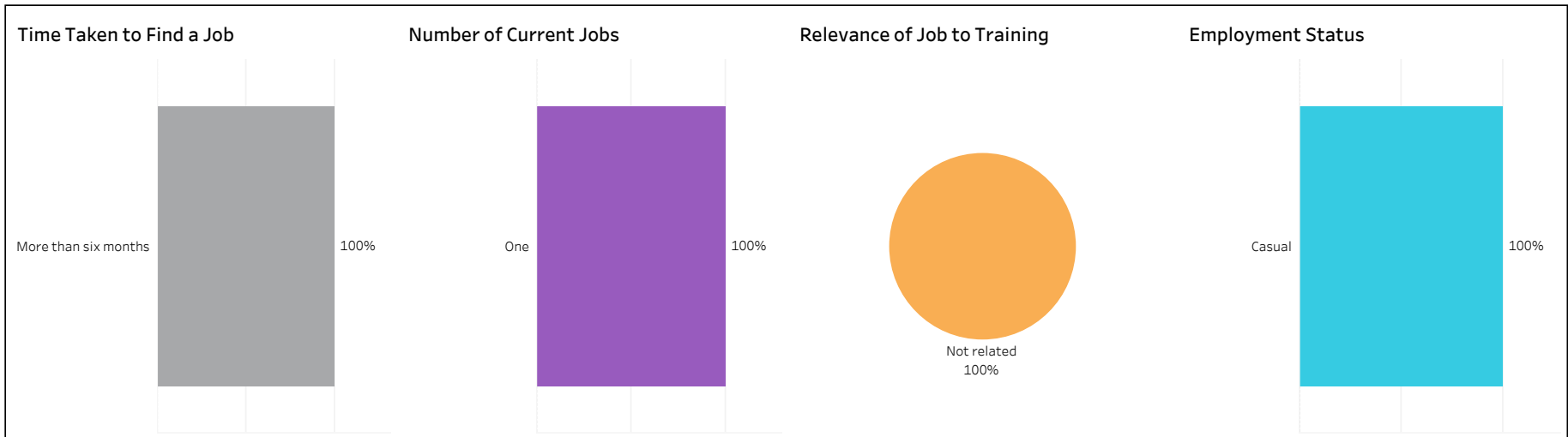
Regina	Elsewhere in Sask
50%	50%



2017-18 Graduate Follow-up Survey

Campus: **Regina**; School: **Construction**; Program: **Electrician**; Credential: **APCERT**;
Program Type: **Con Ed - Brokered**

Number of Respondents:
2





2017-18 Graduate Follow-up Survey

Campus: **Saskatoon**; School: **Construction**; Program: **Electrician**; Credential: **APCERT**;

Program Type: **Con Ed - Sask Polytech Delivered**

Number of Respondents:
29

Class of Graduates
2017-18

School
Construction

Campus
Saskatoon

Program
Electrician

Credential
APCERT

Base/Con Ed/Brokered
Con Ed - Sask Polytech Delivered

Indigenous
All

Overall Employment

Available Workforce	# of Grads Employed	Employment Rate	# of Full-time Employed	Full-time Employment Rate
28	23	82%	23	82%

Training Related Employment

Available Workforce	# of Grads Employed	Employment Rate	# of Full-time Employed Grads	Full-time Employment Rate
28	14	50%	14	50%

Location of Employment

Saskatoon	Regina	Moose Jaw	Prince Albert	Elsewhere in Sask	Outside Sask
65%	0%	0%	4%	26%	4%

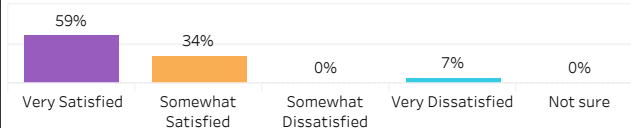
Average Annual Salary

Overall (\$)	37,335
Full-time Training Related (\$)	34,353

Salary by Location

	Overall (\$)	Full-time Training Related (\$)
Saskatoon	31,601	32,916
Prince Albert	52,000	
Elsewhere in SK	53,320	40,640
British Columbia	33,280	33,280

Overall Satisfaction with Program



Satisfaction with Sask Polytech

Satisfied with the decision to attend Sask Polytech	Recommend program to others	Recommend Sask Polytech to others
93%	82%	93%

Satisfaction with Campus Facilities & Services

■ Satisfied
 ■ Dissatisfied
 ■ Not sure

Campus facilities



Campus activities



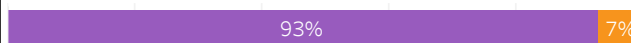
Instruction delivered



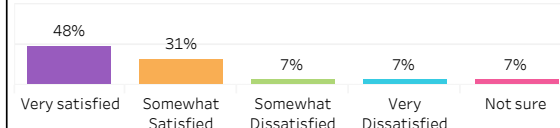
Student support services



Educational experience

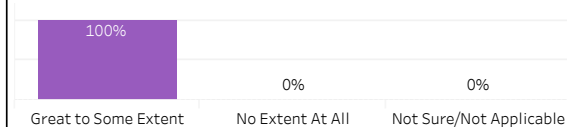


Relevance of Program to Field of Employment

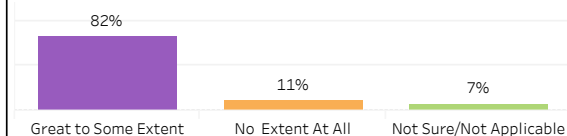


Program Benefits

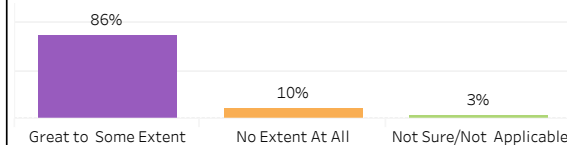
Skills and knowledge relevant in the workplace



Improved earning potential



Improved employment opportunities



Location of Current Residence

Saskatoon	Elsewhere in Sask	Outside Sask
75%	18%	7%

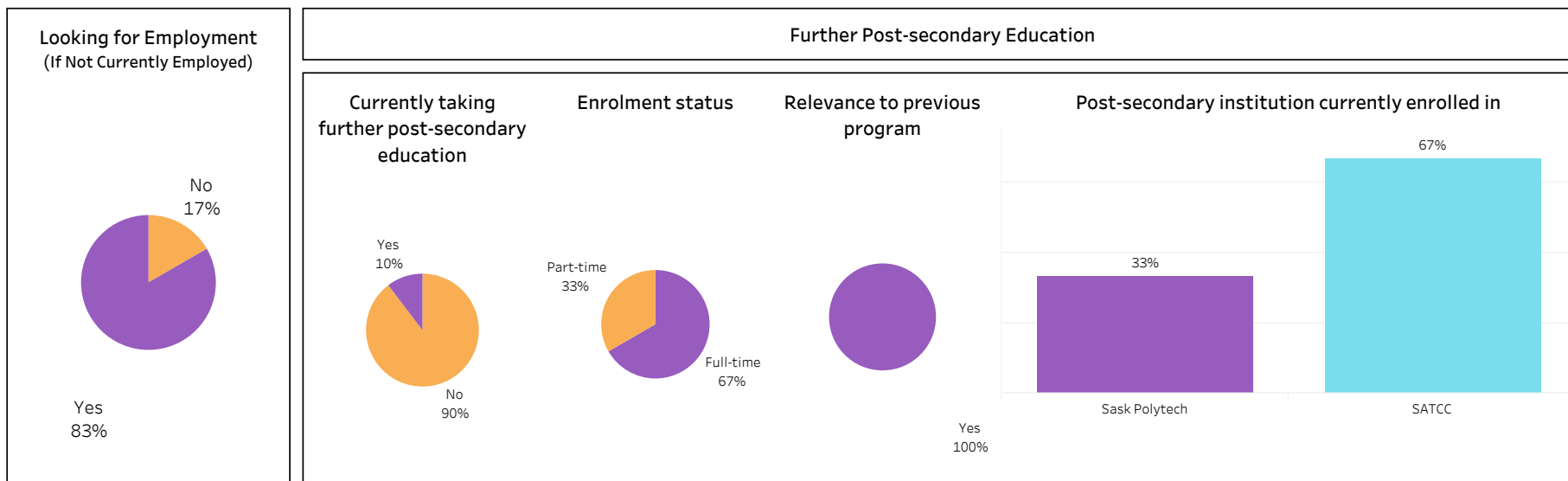
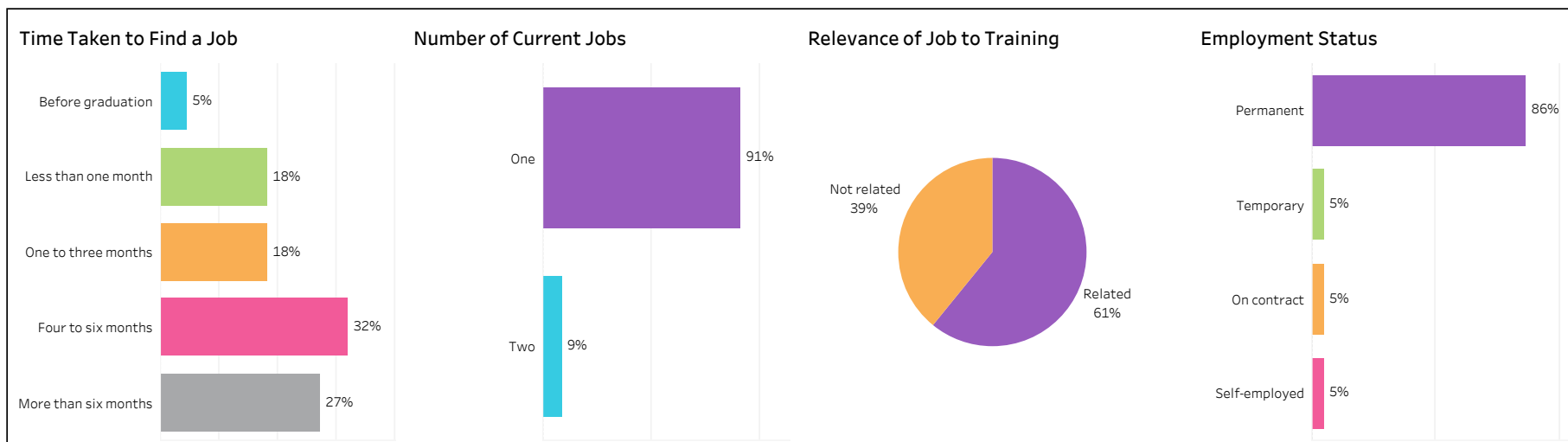


2017-18 Graduate Follow-up Survey

Campus: **Saskatoon**; School: **Construction**; Program: **Electrician**; Credential: **APCERT**;

Program Type: **Con Ed - Sask Polytech Delivered**

Number of Respondents:
29





2017-18 Graduate Follow-up Survey

Campus: **Saskatoon**; School: **Construction**; Program: **Leadership Skills**; Credential: **APCERT**; Program Type: **Con Ed - Sask Polytech Delivered**

Number of Respondents: 4

Class of Graduates
2017-18

School
Construction

Campus
Saskatoon

Program
Leadership Skills

Credential
APCERT

Base/Con Ed/Brokered
Con Ed - Sask Polytech Delivered

Indigenous
All

Overall Employment

Available Workforce	# of Grads Employed	Employment Rate	# of Full-time Employed	Full-time Employment Rate
4	4	100%	4	100%

Training Related Employment

Available Workforce	# of Grads Employed	Employment Rate	# of Full-time Employed Grads	Full-time Employment Rate
4	4	100%	4	100%

Location of Employment

Saskatoon	Regina	Moose Jaw	Prince Albert	Elsewhere in Sask	Outside Sask
25%	25%	25%	0%	0%	25%

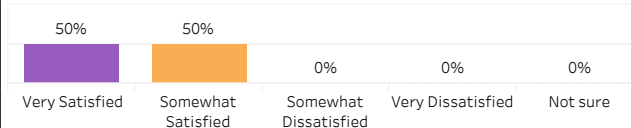
Average Annual Salary

Overall (\$)	105,000
Full-time Training Related (\$)	105,000

Salary by Location

	Overall (\$)	Full-time Training Related (\$)
Saskatoon	120,000	120,000
Regina	90,000	90,000
Moose Jaw		
Alberta		

Overall Satisfaction with Program



Satisfaction with Sask Polytech

Satisfied with the decision to attend Sask Polytech	Recommend program to others	Recommend Sask Polytech to others
100%	100%	100%

Satisfaction with Campus Facilities & Services

■ Satisfied
 ■ Dissatisfied
 ■ Not sure

Campus facilities



Campus activities



Instruction delivered



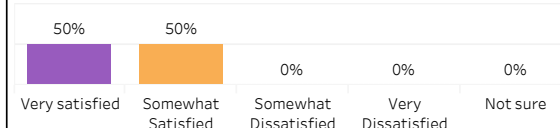
Student support services



Educational experience

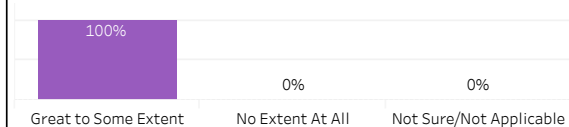


Relevance of Program to Field of Employment

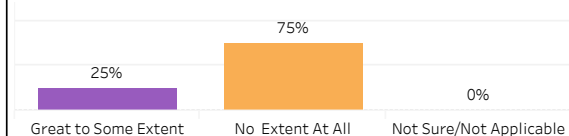


Program Benefits

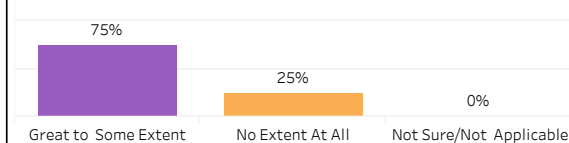
Skills and knowledge relevant in the workplace



Improved earning potential



Improved employment opportunities



Location of Current Residence

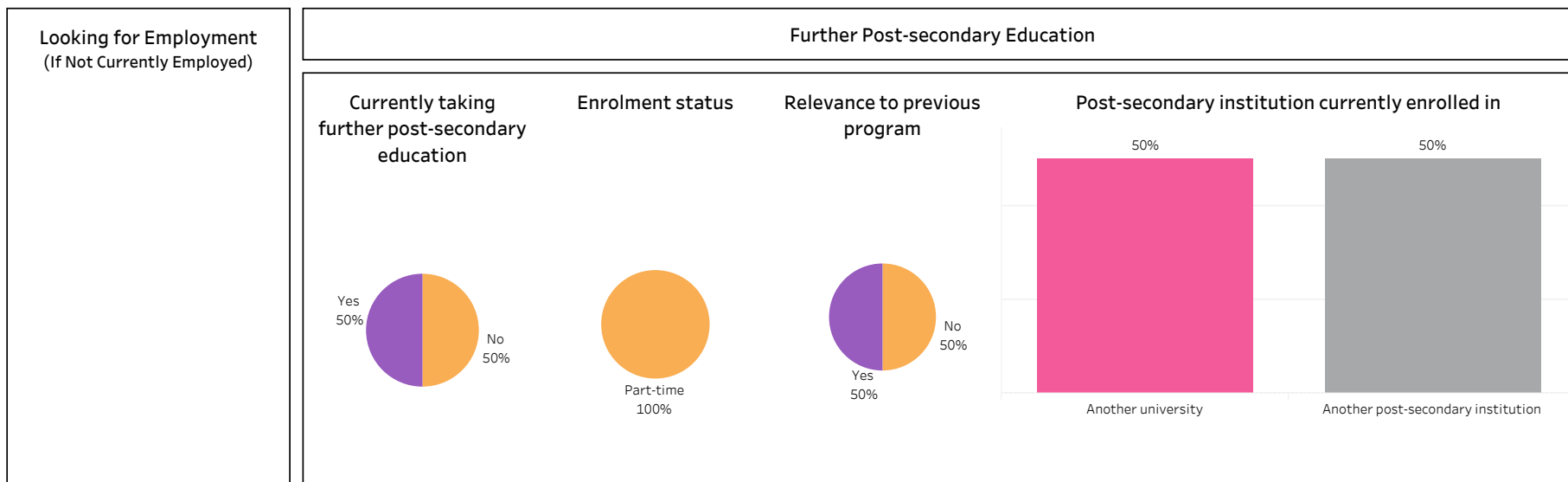
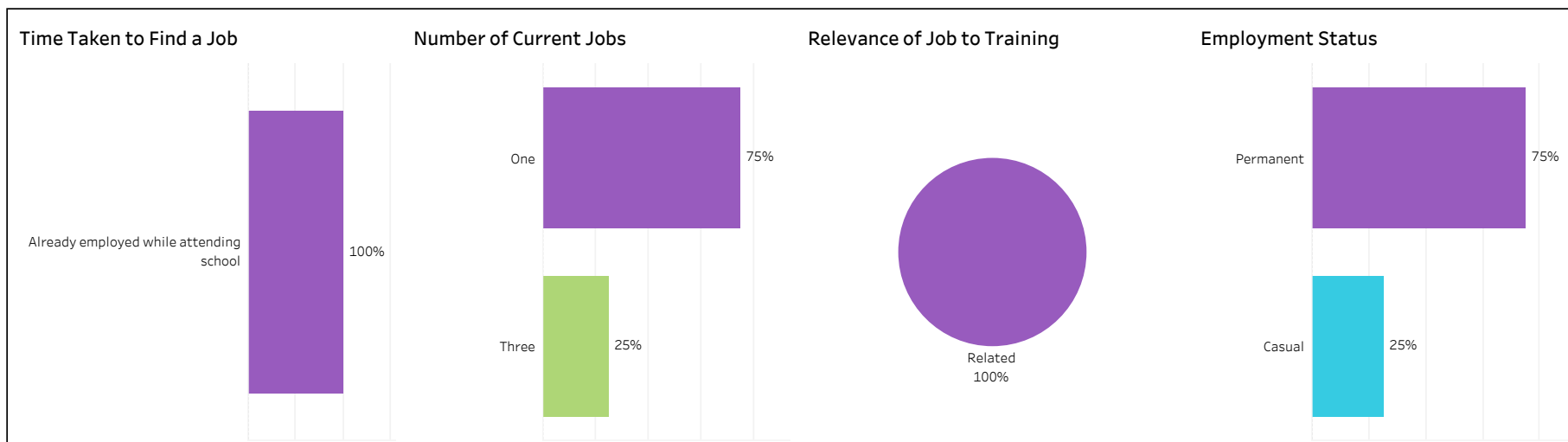
Saskatoon	Moose Jaw	Outside Sask
25%	50%	25%



2017-18 Graduate Follow-up Survey

Campus: **Saskatoon**; School: **Construction**; Program: **Leadership Skills**; Credential:
APCERT; Program Type: **Con Ed - Sask Polytech Delivered**

Number of Respondents:
4





2017-18 Graduate Follow-up Survey

Campus: **Regina**; School: **Construction**; Program: **Plumbing and Pipefitting**;
 Credential: **APCERT**; Program Type: **Con Ed - Sask Polytech Delivered**

Number of Respondents: 9

Class of Graduates
2017-18

School
Construction

Campus
Regina

Program
Plumbing and Pipefitting

Credential
APCERT

Base/Con Ed/Brokered
Con Ed - Sask Polytech Delivered

Indigenous
All

Overall Employment

Available Workforce	# of Grads Employed	Employment Rate	# of Full-time Employed	Full-time Employment Rate
7	5	71%	5	71%

Training Related Employment

Available Workforce	# of Grads Employed	Employment Rate	# of Full-time Employed Grads	Full-time Employment Rate
7	4	57%	4	57%

Location of Employment

Saskatoon	Regina	Moose Jaw	Prince Albert	Elsewhere in Sask	Outside Sask
0%	80%	20%	0%	0%	0%

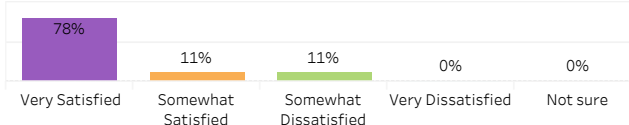
Average Annual Salary

Overall (\$)	50,809
Full-time Training Related (\$)	46,280

Salary by Location

	Overall (\$)	Full-time Training Related (\$)
Regina	53,879	48,620
Moose Jaw	41,600	41,600

Overall Satisfaction with Program



Satisfaction with Sask Polytech

Satisfied with the decision to attend Sask Polytech	Recommend program to others	Recommend Sask Polytech to others
88%	57%	100%

Satisfaction with Campus Facilities & Services

■ Satisfied
 ■ Dissatisfied
 ■ Not sure

Campus facilities



Campus activities



Instruction delivered



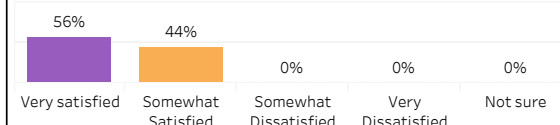
Student support services



Educational experience

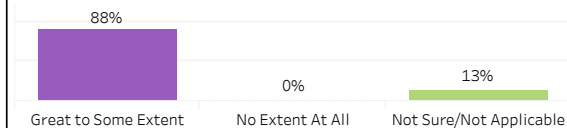


Relevance of Program to Field of Employment




Program Benefits

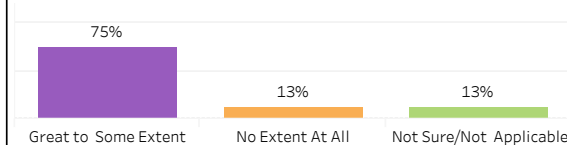
Skills and knowledge relevant in the workplace



Improved earning potential



Improved employment opportunities



Location of Current Residence

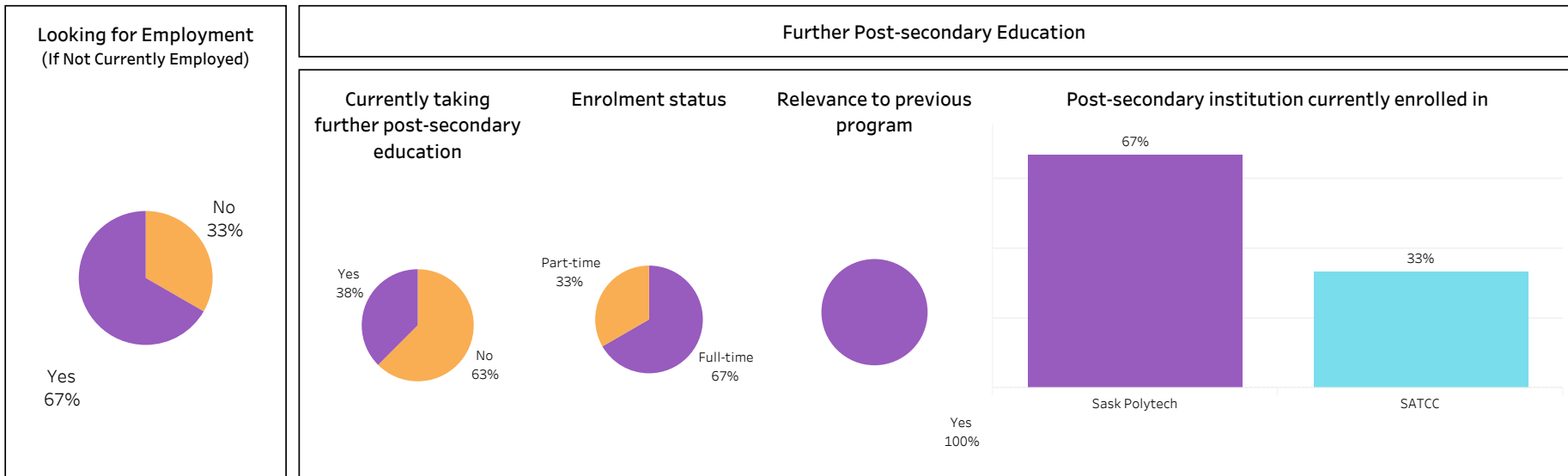
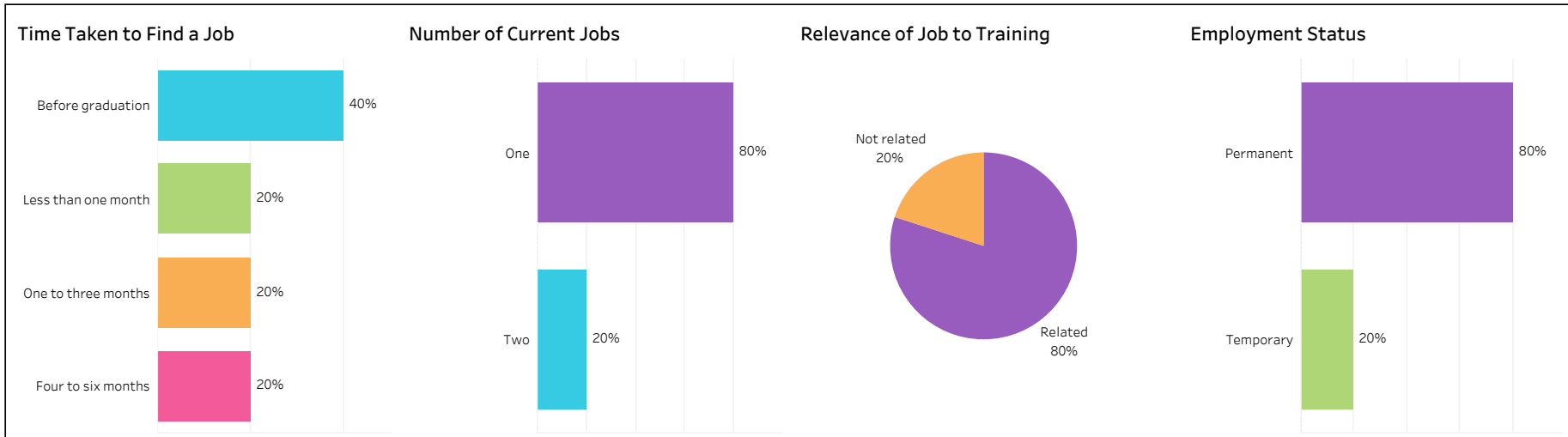
Regina	Elsewhere in Sask
78%	22%



2017-18 Graduate Follow-up Survey

Campus: **Regina**; School: **Construction**; Program: **Plumbing and Pipefitting**;
 Credential: **APCERT**; Program Type: **Con Ed - Sask Polytech Delivered**

Number of Respondents:
9





2017-18 Graduate Follow-up Survey

Campus: **Saskatoon**; School: **Construction**; Program: **Plumbing and Pipefitting**;
 Credential: **APCERT**; Program Type: **Con Ed - Sask Polytech Delivered**

Number of Respondents:
11

Class of Graduates
 2017-18

School
 Construction

Campus
 Saskatoon

Program
 Plumbing and Pipefitting

Credential
 APCERT

Base/Con Ed/Brokered
 Con Ed - Sask Polytech Delivered

Indigenous
 All

Overall Employment

Available Workforce	# of Grads Employed	Employment Rate	# of Full-time Employed	Full-time Employment Rate
11	8	73%	8	73%

Training Related Employment

Available Workforce	# of Grads Employed	Employment Rate	# of Full-time Employed Grads	Full-time Employment Rate
11	6	55%	6	55%

Location of Employment

Saskatoon	Regina	Moose Jaw	Prince Albert	Elsewhere in Sask	Outside Sask
75%	0%	0%	0%	25%	0%

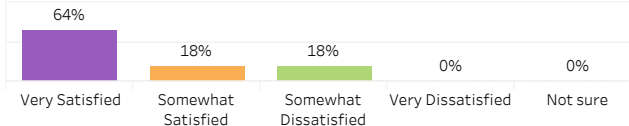
Average Annual Salary

Overall (\$)	38,613
Full-time Training Related (\$)	37,336

Salary by Location

	Overall (\$)	Full-time Training Related (\$)
Saskatoon	39,784	38,480
Elsewhere in SK	32,760	32,760

Overall Satisfaction with Program



Satisfaction with Sask Polytech

Satisfied with the decision to attend Sask Polytech	Recommend program to others	Recommend Sask Polytech to others
82%	82%	91%

Satisfaction with Campus Facilities & Services

■ Satisfied
 ■ Dissatisfied
 ■ Not sure

Campus facilities



Campus activities



Instruction delivered



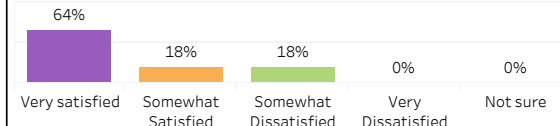
Student support services



Educational experience

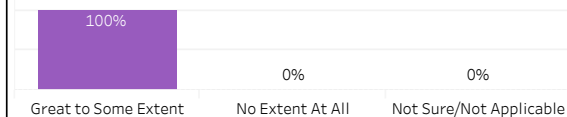


Relevance of Program to Field of Employment

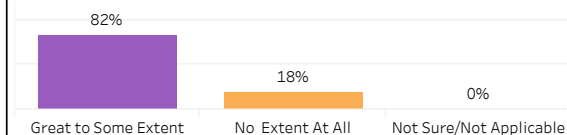


Program Benefits

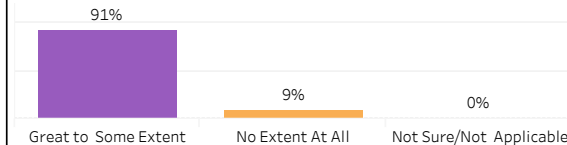
Skills and knowledge relevant in the workplace



Improved earning potential



Improved employment opportunities



Location of Current Residence

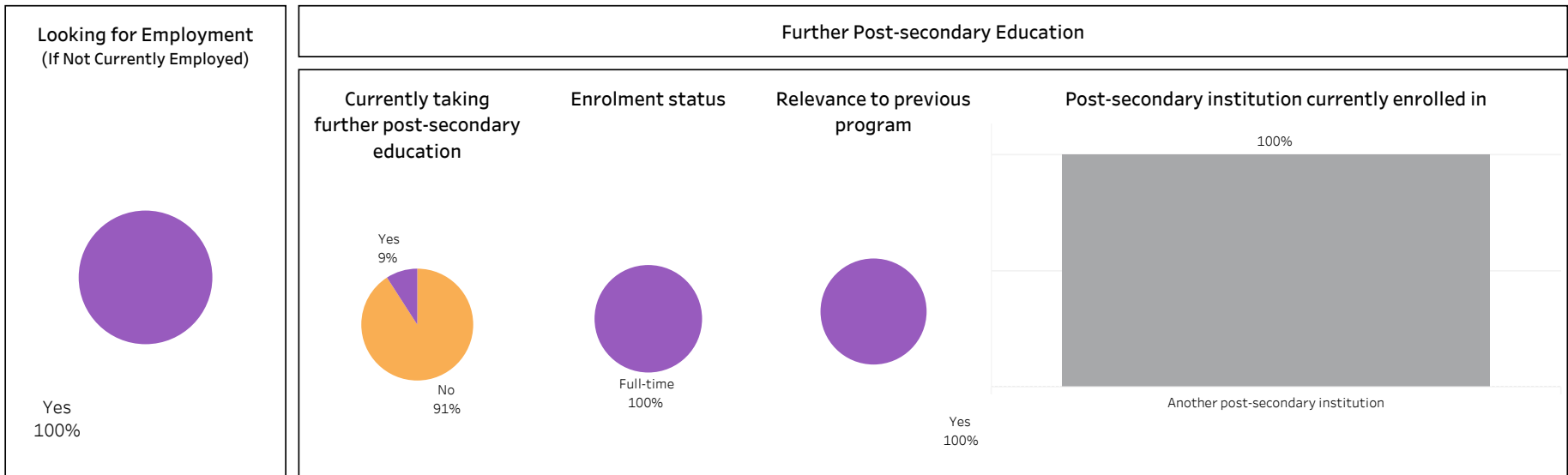
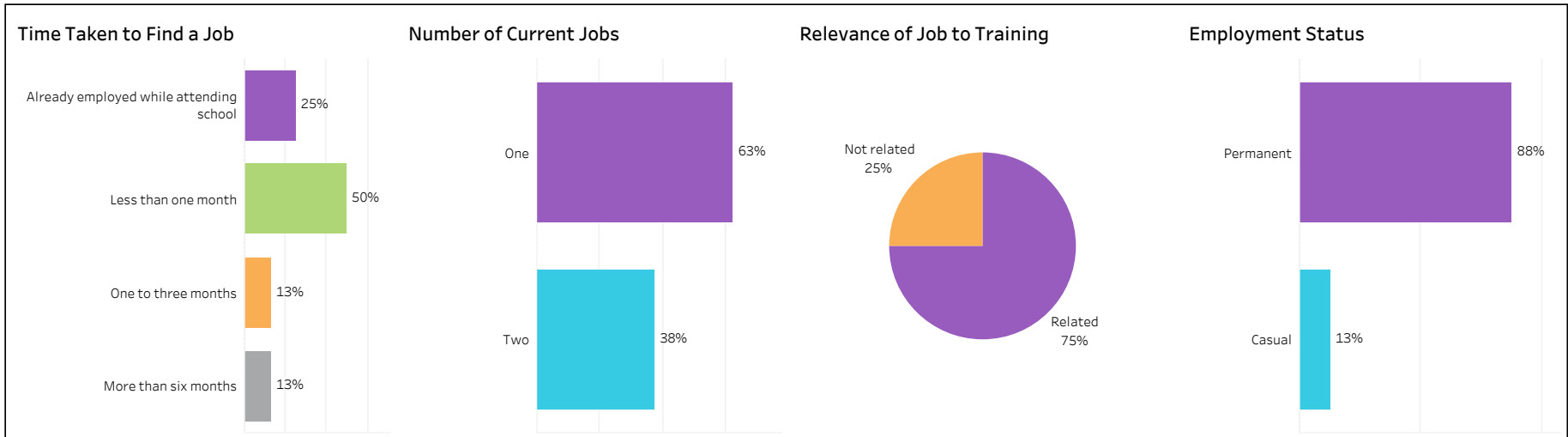
Saskatoon	Elsewhere in Sask
91%	9%



2017-18 Graduate Follow-up Survey

Campus: **Saskatoon**; School: **Construction**; Program: **Plumbing and Pipefitting**;
 Credential: **APCERT**; Program Type: **Con Ed - Sask Polytech Delivered**

Number of Respondents:
11





2017-18 Graduate Follow-up Survey

Campus: **Saskatoon**; School: **Construction**; Program: **Refrigeration/Air Conditioning**;
Credential: **CERT**; Program Type: **Base**

Number of Respondents: 8

Class of Graduates
2017-18

School
Construction

Campus
Saskatoon

Program
Refrigeration/Air Condi..

Credential
CERT

Base/Con Ed/Brokered
Base

Indigenous
All

Overall Employment

Available Workforce	# of Grads Employed	Employment Rate	# of Full-time Employed	Full-time Employment Rate
8	8	100%	7	88%

Training Related Employment

Available Workforce	# of Grads Employed	Employment Rate	# of Full-time Employed Grads	Full-time Employment Rate
8	5	63%	4	50%

Location of Employment

Saskatoon	Regina	Moose Jaw	Prince Albert	Elsewhere in Sask	Outside Sask
75%	0%	0%	13%	13%	0%

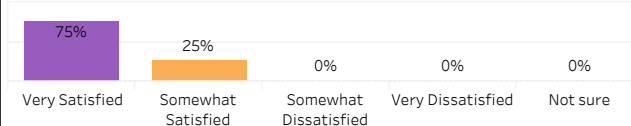
Average Annual Salary

Overall (\$)	43,416
Full-time Training Related (\$)	50,571

Salary by Location

	Overall (\$)	Full-time Training Related (\$)
Saskatoon	45,357	50,571
Prince Albert		
Elsewhere in SK	33,712	

Overall Satisfaction with Program



Satisfaction with Sask Polytech

Satisfied with the decision to attend Sask Polytech	Recommend program to others	Recommend Sask Polytech to others
88%	88%	100%

Satisfaction with Campus Facilities & Services

■ Satisfied
 ■ Dissatisfied
 ■ Not sure

Campus facilities



Campus activities



Instruction delivered



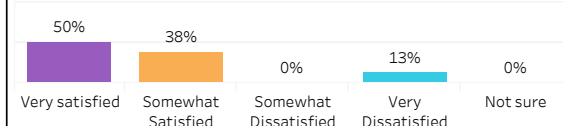
Student support services



Educational experience

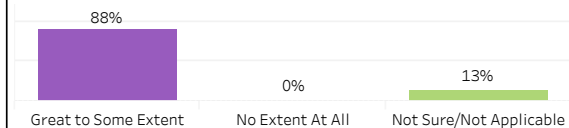


Relevance of Program to Field of Employment

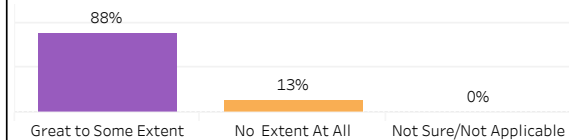


Program Benefits

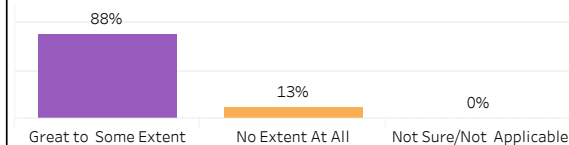
Skills and knowledge relevant in the workplace



Improved earning potential



Improved employment opportunities



Location of Current Residence

Saskatoon	Elsewhere in Sask
88%	13%

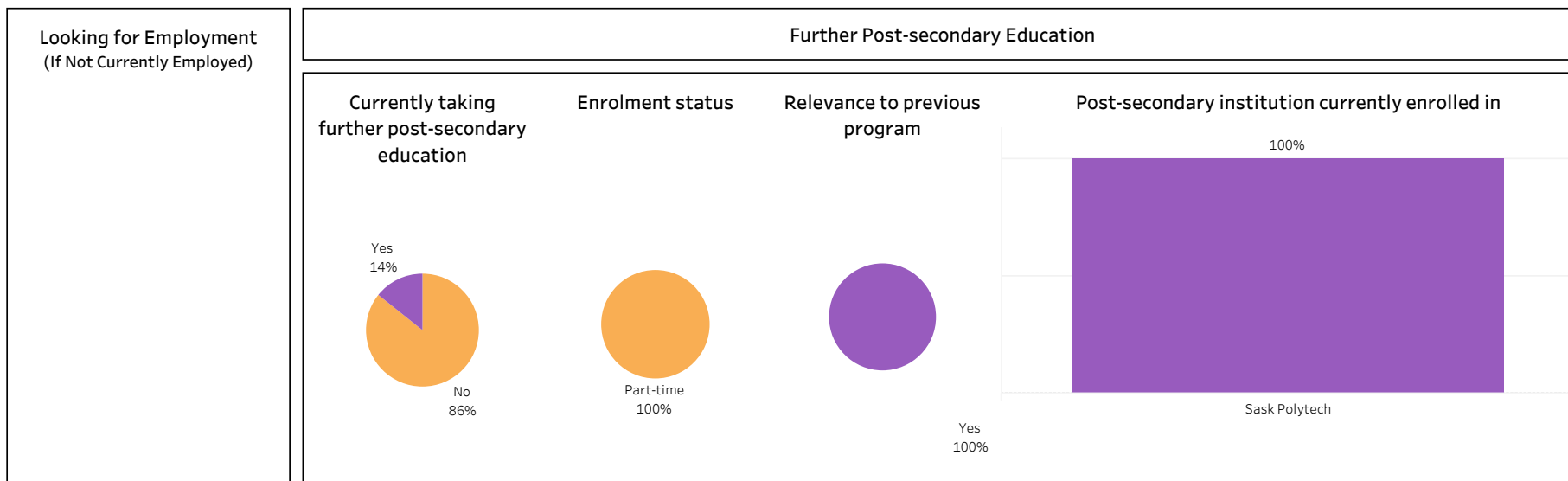
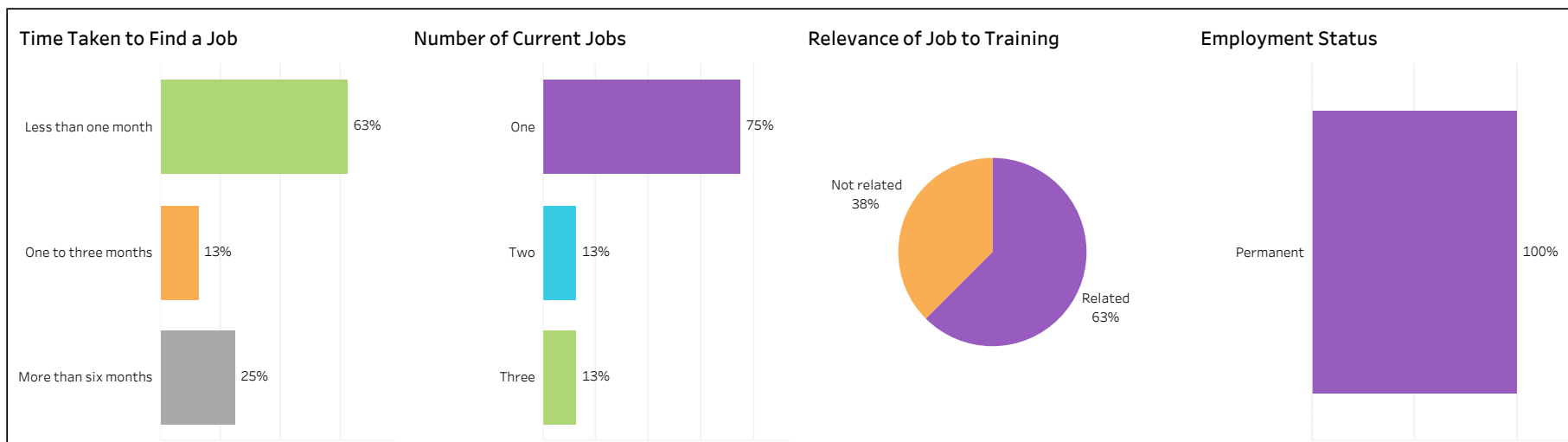


2017-18 Graduate Follow-up Survey

Campus: **Saskatoon**; School: **Construction**; Program: **Refrigeration/Air Conditioning**;

Credential: **CERT**; Program Type: **Base**

Number of Respondents:
8



School of Health Sciences



2017-18 Graduate Follow-up Survey

Campus: **All**; School: **Health Sciences**; Program: **All**; Credential: **All**; Program Type: **All**

Number of Respondents:
528

Class of Graduates
2017-18

School
Health Sciences

Campus
All

Program
All

Credential
All

Base/Con Ed/Brokered
All

Indigenous
All

Overall Employment

Available Workforce	# of Grads Employed	Employment Rate	# of Full-time Employed	Full-time Employment Rate
507	493	97%	407	80%

Training Related Employment

Available Workforce	# of Grads Employed	Employment Rate	# of Full-time Employed Grads	Full-time Employment Rate
507	449	89%	372	73%

Location of Employment

Saskatoon	Regina	Moose Jaw	Prince Albert	Elsewhere in Sask	Outside Sask
16%	17%	3%	6%	54%	5%

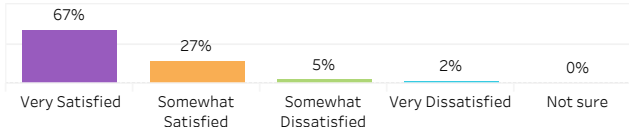
Average Annual Salary

Overall (\$)	50,399
Full-time Training Related (\$)	55,067

Salary by Location

	Overall (\$)	Full-time Training Related (\$)
Saskatoon	50,452	57,085
Regina	55,539	58,234
Moose Jaw	47,882	50,486
Prince Albert	43,258	48,454
Elsewhere in SK	49,178	53,820
Alberta	60,339	66,465
British Columbia	40,212	38,363
Manitoba	62,134	62,134
Ontario	26,707	

Overall Satisfaction with Program



Satisfaction with Sask Polytech

Satisfied with the decision to attend Sask Polytech	Recommend program to others	Recommend Sask Polytech to others
97%	93%	96%

Satisfaction with Campus Facilities & Services

■ Satisfied
 ■ Dissatisfied
 ■ Not sure

Campus facilities



Campus activities



Instruction delivered



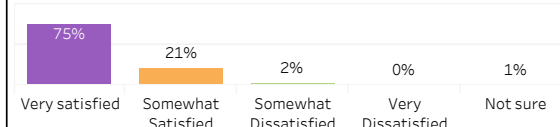
Student support services



Educational experience

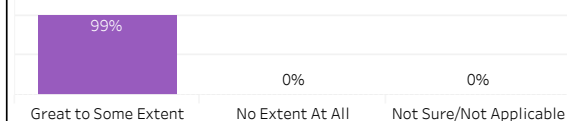


Relevance of Program to Field of Employment

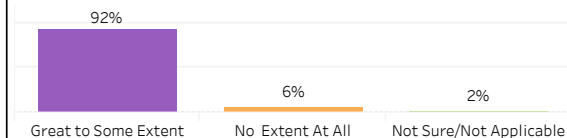


Program Benefits

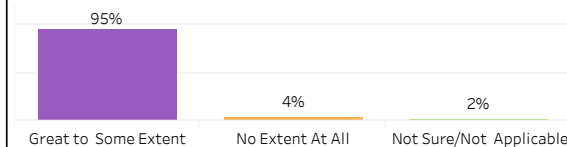
Skills and knowledge relevant in the workplace



Improved earning potential



Improved employment opportunities



Location of Current Residence

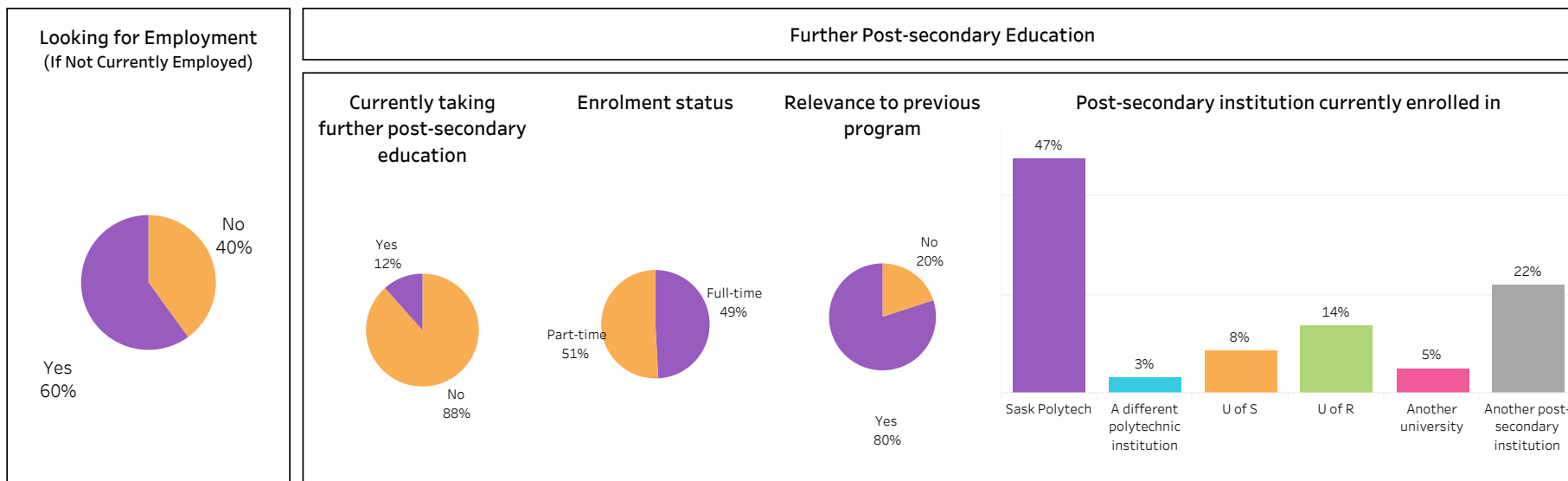
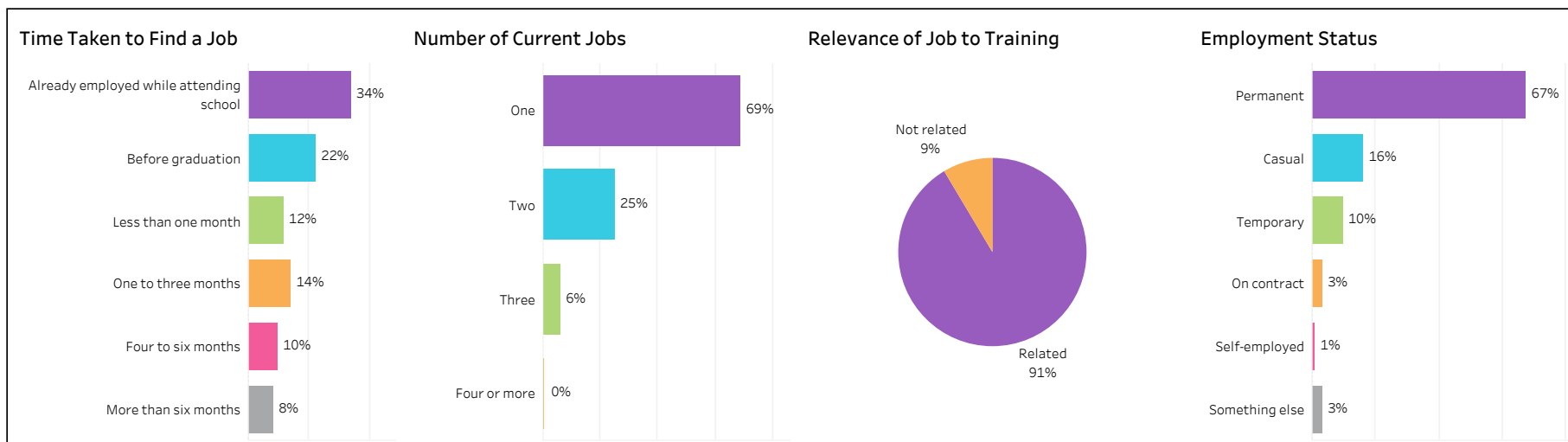
Saskatoon	Regina	Moose Jaw	Prince Albert	Elsewhere in Sask	Outside Sask
20%	21%	3%	7%	45%	5%



2017-18 Graduate Follow-up Survey

Campus: **All**; School: **Health Sciences**; Program: **All**; Credential: **All**; Program Type: **All**

Number of Respondents:
528





2017-18 Graduate Follow-up Survey

Campus: **All**; School: **Health Sciences**; Program: **All**; Credential: **All**; Program Type: **Base**

Number of Respondents:
269

Class of Graduates
2017-18

School
Health Sciences

Campus
All

Program
All

Credential
All

Base/Con Ed/Brokered
Base

Indigenous
All

Overall Employment

Available Workforce	# of Grads Employed	Employment Rate	# of Full-time Employed	Full-time Employment Rate
256	248	97%	208	81%

Training Related Employment

Available Workforce	# of Grads Employed	Employment Rate	# of Full-time Employed Grads	Full-time Employment Rate
256	223	87%	188	73%

Location of Employment

Saskatoon	Regina	Moose Jaw	Prince Albert	Elsewhere in Sask	Outside Sask
22%	27%	1%	9%	33%	8%

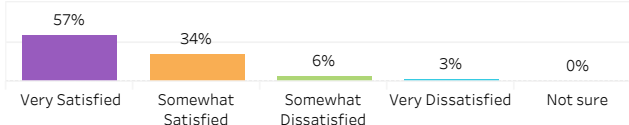
Average Annual Salary

Overall (\$)	55,864
Full-time Training Related (\$)	60,896

Salary by Location

	Overall (\$)	Full-time Training Related (\$)
Saskatoon	48,495	53,213
Regina	59,282	62,044
Moose Jaw	51,133	51,133
Prince Albert	43,101	50,143
Elsewhere in SK	61,633	67,719
Alberta	56,961	64,186
British Columbia	36,911	32,487
Manitoba	69,022	69,022
Ontario	26,707	

Overall Satisfaction with Program



Satisfaction with Sask Polytech

Satisfied with the decision to attend Sask Polytech	Recommend program to others	Recommend Sask Polytech to others
96%	90%	96%

Satisfaction with Campus Facilities & Services

■ Satisfied
 ■ Dissatisfied
 ■ Not sure

Campus facilities



Campus activities




Instruction delivered



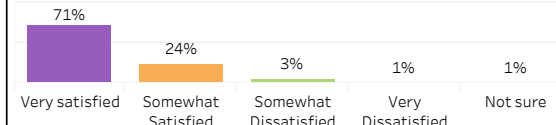
Student support services



Educational experience

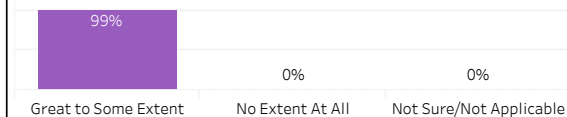


Relevance of Program to Field of Employment

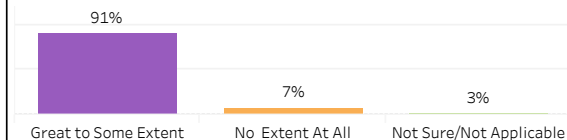


Program Benefits

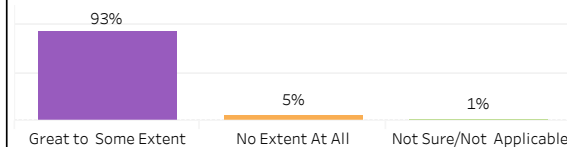
Skills and knowledge relevant in the workplace



Improved earning potential



Improved employment opportunities



Location of Current Residence

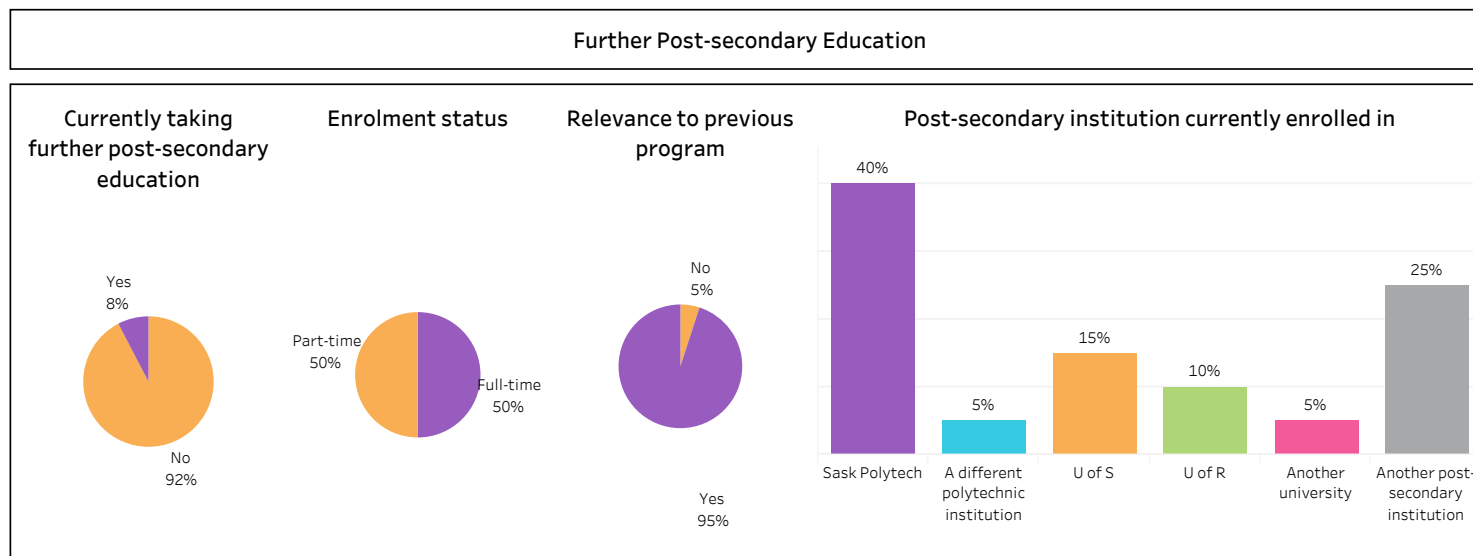
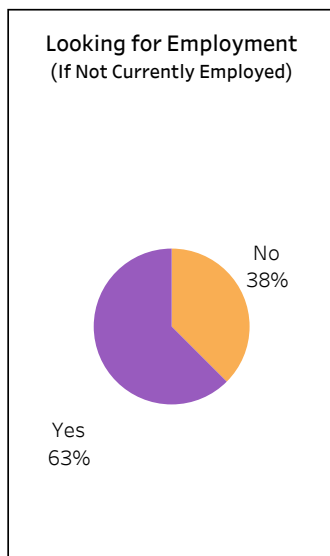
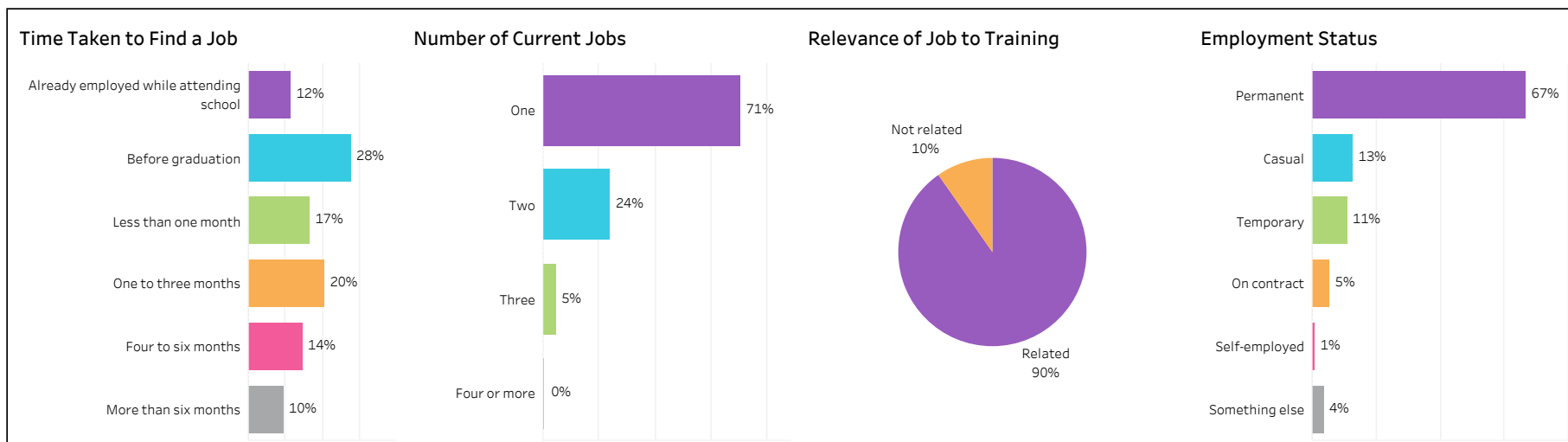
Saskatoon	Regina	Moose Jaw	Prince Albert	Elsewhere in Sask	Outside Sask
27%	33%	1%	11%	21%	6%



2017-18 Graduate Follow-up Survey

Campus: **All**; School: **Health Sciences**; Program: **All**; Credential: **All**; Program Type: **Base**

Number of Respondents:
269





2017-18 Graduate Follow-up Survey

Campus: **All**; School: **Health Sciences**; Program: **All**; Credential: **All**; Program Type: **Con Ed - Sask Polytech Delivered**

Number of Respondents:
148

Class of Graduates
2017-18

School
Health Sciences

Campus
All

Program
All

Credential
All

Base/Con Ed/Brokered
Con Ed - Sask Polytech Delivered

Indigenous
All

Overall Employment

Available Workforce	# of Grads Employed	Employment Rate	# of Full-time Employed	Full-time Employment Rate
143	140	98%	116	81%

Training Related Employment

Available Workforce	# of Grads Employed	Employment Rate	# of Full-time Employed Grads	Full-time Employment Rate
143	130	91%	108	76%

Location of Employment

Saskatoon	Regina	Moose Jaw	Prince Albert	Elsewhere in Sask	Outside Sask
17%	7%	7%	4%	63%	2%

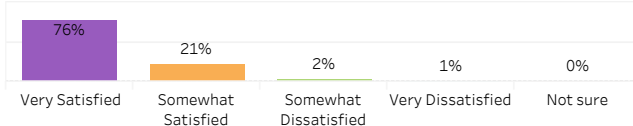
Average Annual Salary

Overall (\$)	47,608
Full-time Training Related (\$)	51,453

Salary by Location

	Overall (\$)	Full-time Training Related (\$)
Saskatoon	57,357	67,168
Regina	44,584	47,433
Moose Jaw	50,208	50,208
Prince Albert	48,982	48,982
Elsewhere in SK	44,001	47,091
Alberta	72,162	72,162
British Columbia	50,115	50,115

Overall Satisfaction with Program



Satisfaction with Sask Polytech

Satisfied with the decision to attend Sask Polytech	Recommend program to others	Recommend Sask Polytech to others
98%	97%	98%

Satisfaction with Campus Facilities & Services

■ Satisfied
 ■ Dissatisfied
 ■ Not sure

Campus facilities



Campus activities



Instruction delivered



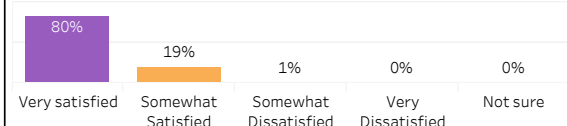
Student support services



Educational experience

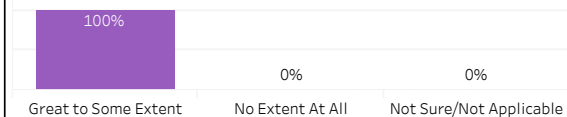


Relevance of Program to Field of Employment

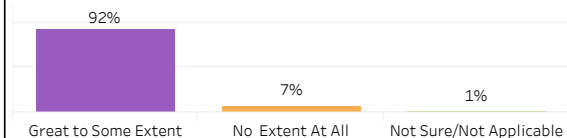


Program Benefits

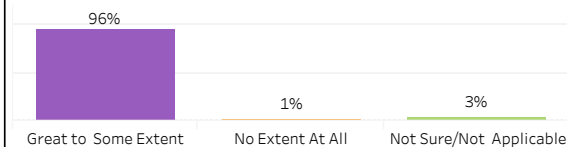
Skills and knowledge relevant in the workplace



Improved earning potential



Improved employment opportunities



Location of Current Residence

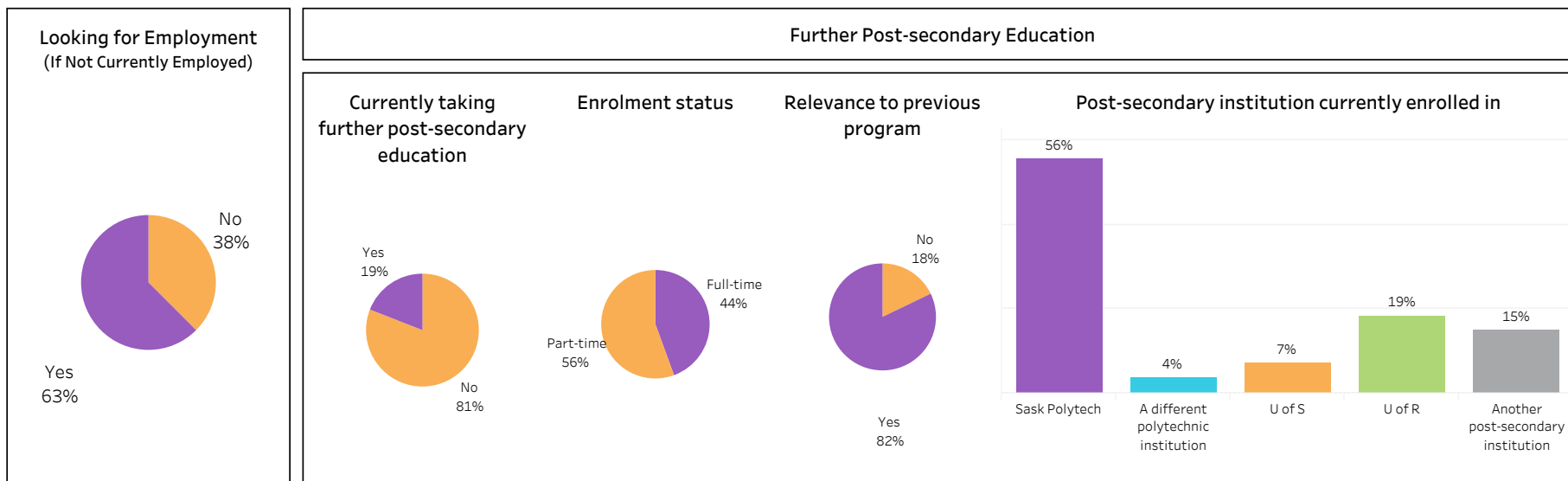
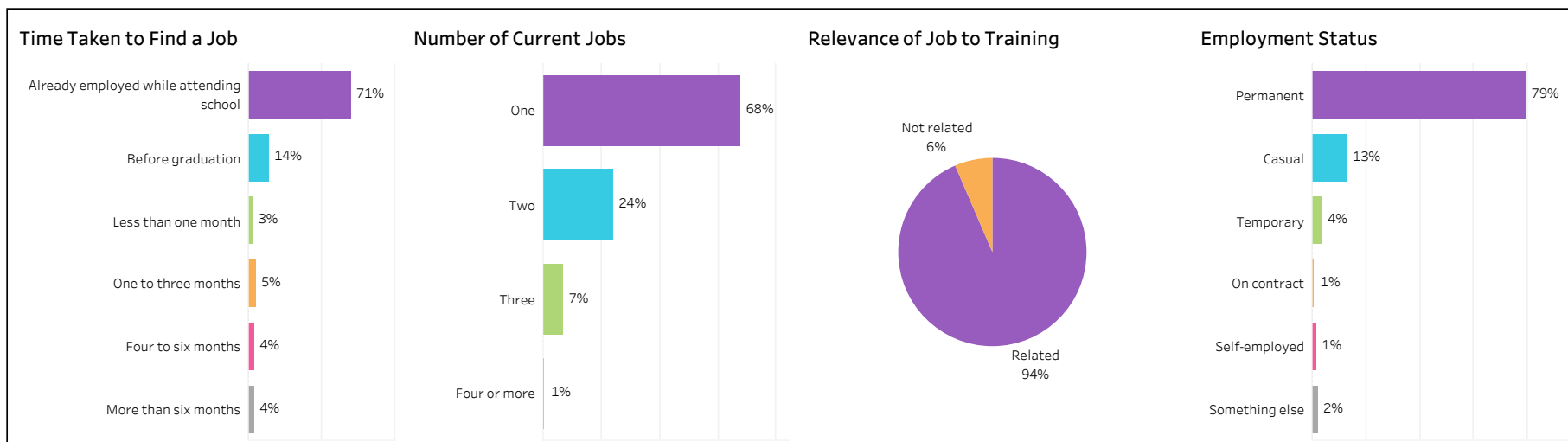
Saskatoon	Regina	Moose Jaw	Prince Albert	Elsewhere in Sask	Outside Sask
20%	7%	7%	4%	58%	4%



2017-18 Graduate Follow-up Survey

Campus: **All**; School: **Health Sciences**; Program: **All**; Credential: **All**; Program Type: **Con Ed - Sask Polytech Delivered**

Number of Respondents:
148





2017-18 Graduate Follow-up Survey

Campus: **All**; School: **Health Sciences**; Program: **All**; Credential: **All**; Program Type: **Con Ed - Brokered**

Number of Respondents:
111

Class of Graduates
2017-18

School
Health Sciences

Campus
All

Program
All

Credential
All

Base/Con Ed/Brokered
Con Ed - Brokered

Indigenous
All

Overall Employment

Available Workforce	# of Grads Employed	Employment Rate	# of Full-time Employed	Full-time Employment Rate
108	105	97%	83	77%

Training Related Employment

Available Workforce	# of Grads Employed	Employment Rate	# of Full-time Employed Grads	Full-time Employment Rate
108	96	89%	76	70%

Location of Employment

Saskatoon	Regina	Moose Jaw	Prince Albert	Elsewhere in Sask	Outside Sask
2%	4%	1%	1%	91%	1%

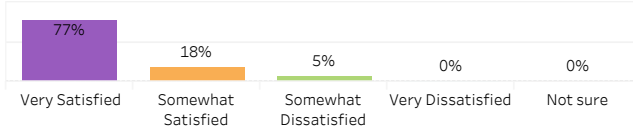
Average Annual Salary

Overall (\$)	40,948
Full-time Training Related (\$)	45,463

Salary by Location

	Overall (\$)	Full-time Training Related (\$)
Saskatoon	22,490	37,492
Regina	28,720	28,720
Moose Jaw	21,840	
Prince Albert	28,288	28,288
Elsewhere in SK	42,747	47,271
Manitoba	34,580	34,580

Overall Satisfaction with Program



Satisfaction with Sask Polytech

Satisfied with the decision to attend Sask Polytech	Recommend program to others	Recommend Sask Polytech to others
96%	96%	95%

Satisfaction with Campus Facilities & Services

■ Satisfied
 ■ Dissatisfied
 ■ Not sure

Campus facilities



Campus activities




Instruction delivered



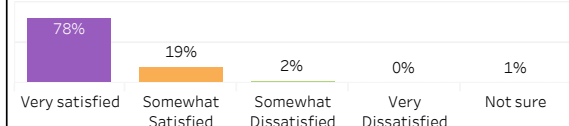
Student support services



Educational experience

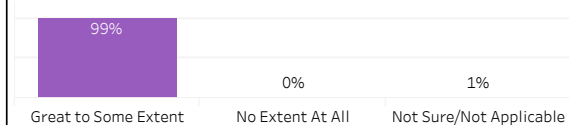


Relevance of Program to Field of Employment

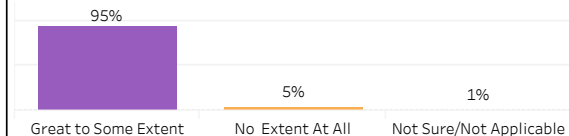


Program Benefits

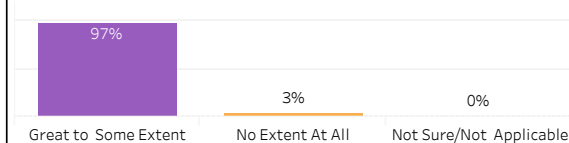
Skills and knowledge relevant in the workplace



Improved earning potential



Improved employment opportunities



Location of Current Residence

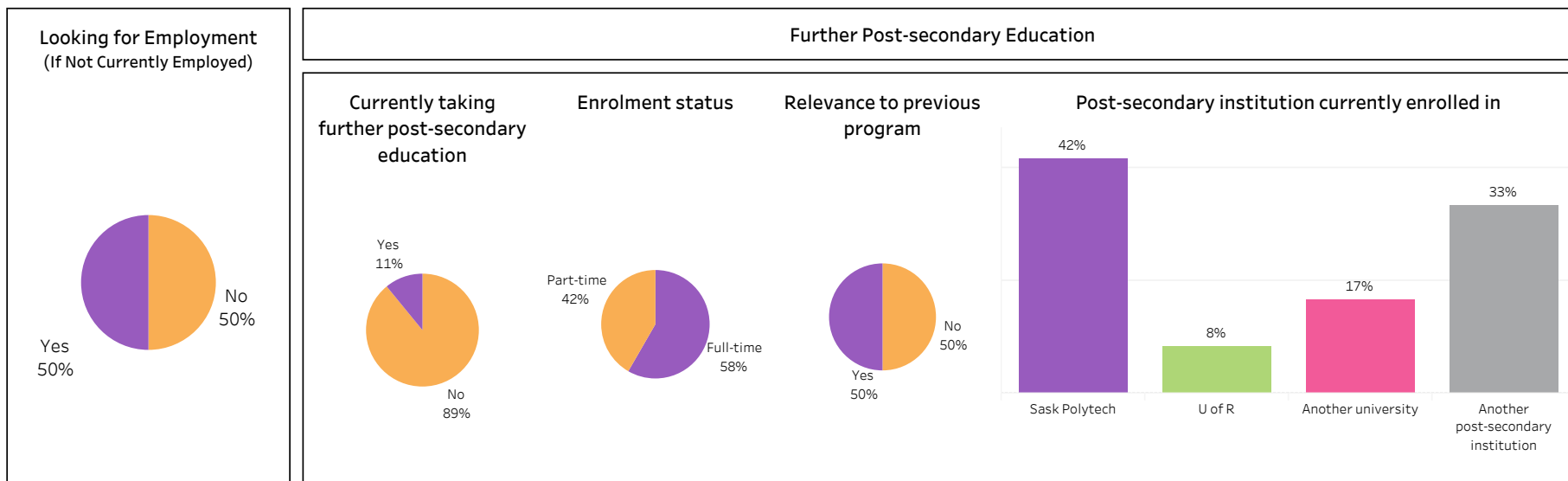
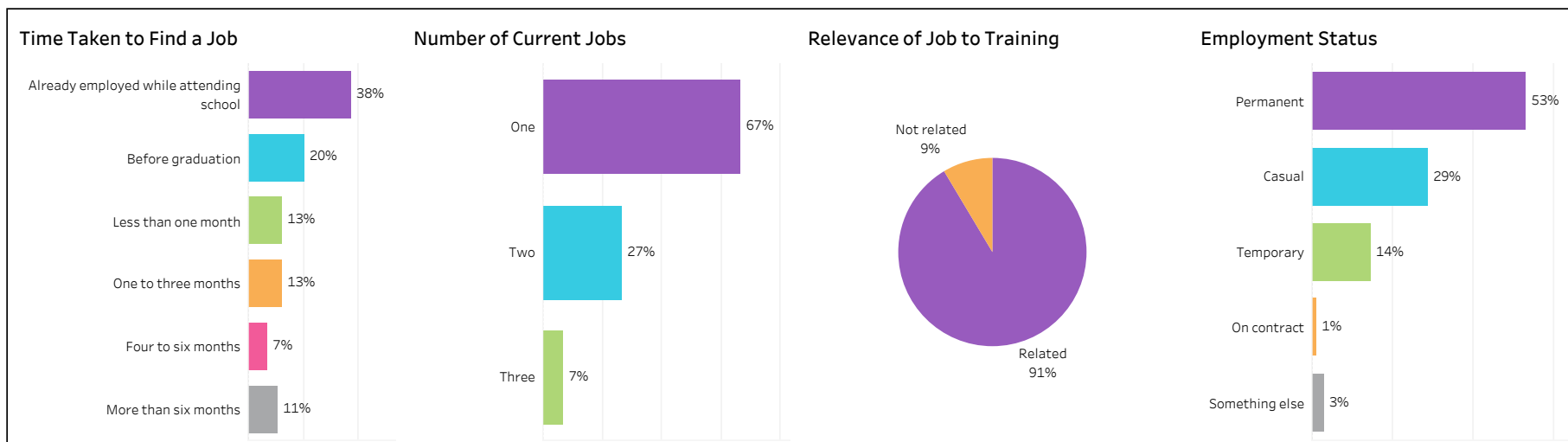
Saskatoon	Regina	Moose Jaw	Prince Albert	Elsewhere in Sask	Outside Sask
5%	7%	1%	1%	85%	2%



2017-18 Graduate Follow-up Survey

Campus: **All**; School: **Health Sciences**; Program: **All**; Credential: **All**; Program Type: **Con Ed - Brokered**

Number of Respondents:
111





2017-18 Graduate Follow-up Survey

Campus: **Prince Albert**; School: **Health Sciences**; Program: **Addictions Counselling**;
Credential: **DIP**; Program Type: **Base**

Number of Respondents: 7

Class of Graduates
2017-18

School
Health Sciences

Campus
Prince Albert

Program
Addictions Counselling

Credential
DIP

Base/Con Ed/Brokered
Base

Indigenous
All

Overall Employment

Available Workforce	# of Grads Employed	Employment Rate	# of Full-time Employed	Full-time Employment Rate
7	6	86%	6	86%

Training Related Employment

Available Workforce	# of Grads Employed	Employment Rate	# of Full-time Employed Grads	Full-time Employment Rate
7	6	86%	6	86%

Location of Employment

Saskatoon	Regina	Moose Jaw	Prince Albert	Elsewhere in Sask	Outside Sask
17%	0%	0%	50%	33%	0%

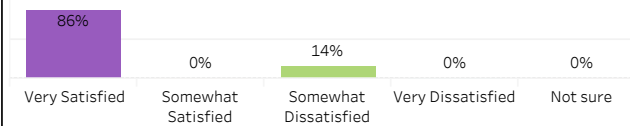
Average Annual Salary

Overall (\$)	47,031
Full-time Training Related (\$)	47,031

Salary by Location

	Overall (\$)	Full-time Training Related (\$)
Saskatoon		
Prince Albert	45,760	45,760
Elsewhere in SK	48,303	48,303

Overall Satisfaction with Program



Satisfaction with Sask Polytech

Satisfied with the decision to attend Sask Polytech	Recommend program to others	Recommend Sask Polytech to others
100%	86%	100%

Satisfaction with Campus Facilities & Services

■ Satisfied
 ■ Dissatisfied
 ■ Not sure

Campus facilities



Campus activities



Instruction delivered



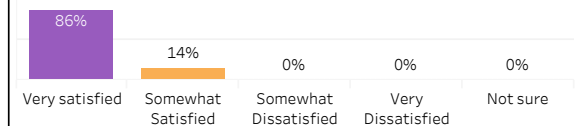
Student support services



Educational experience

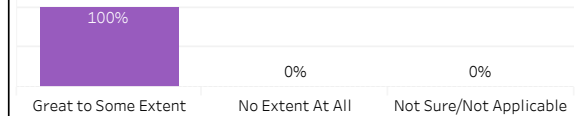


Relevance of Program to Field of Employment

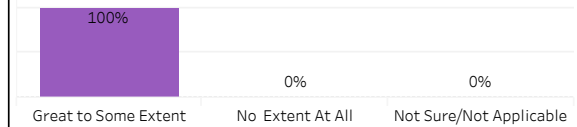


Program Benefits

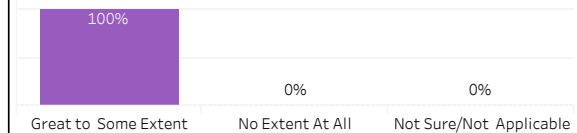
Skills and knowledge relevant in the workplace



Improved earning potential



Improved employment opportunities



Location of Current Residence

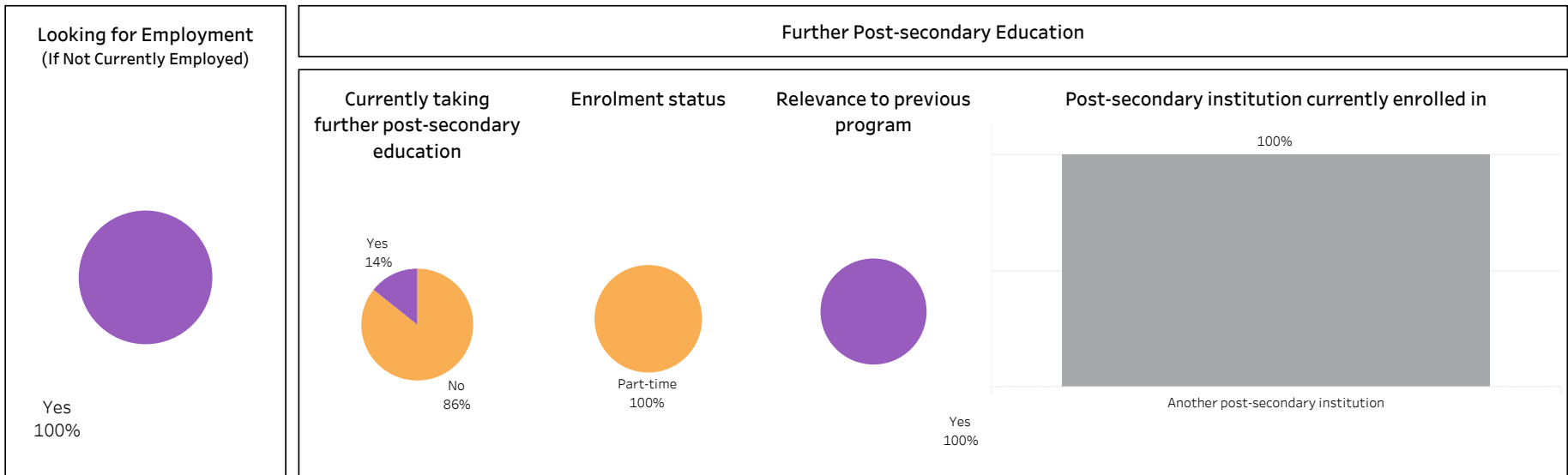
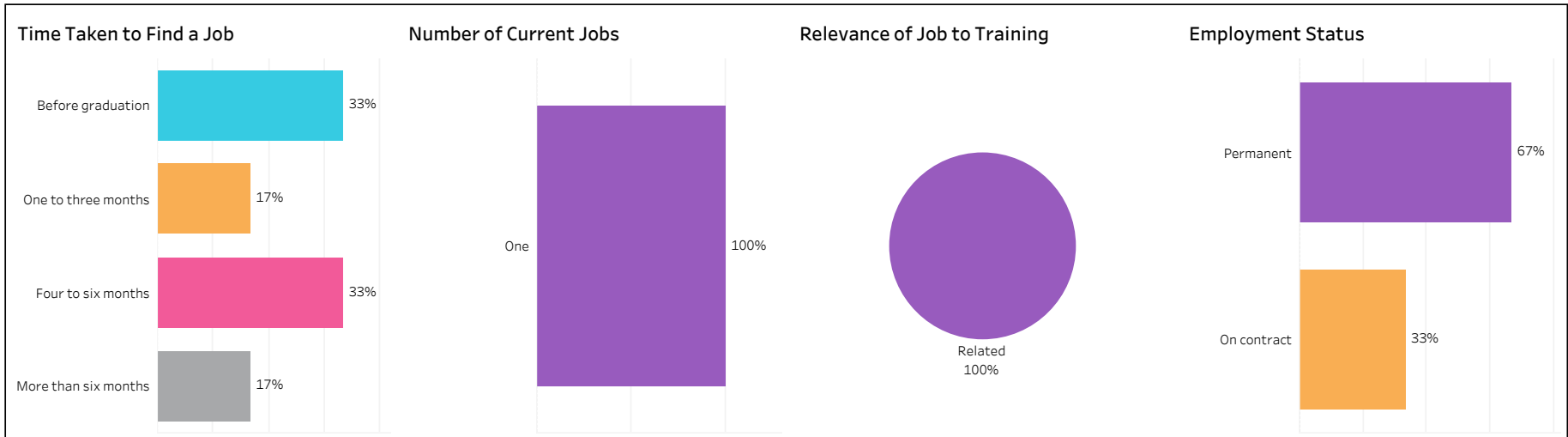
Saskatoon	Prince Albert	Elsewhere in Sask
14%	71%	14%



2017-18 Graduate Follow-up Survey

Campus: **Prince Albert**; School: **Health Sciences**; Program: **Addictions Counselling**;
Credential: **DIP**; Program Type: **Base**

Number of Respondents:
7





2017-18 Graduate Follow-up Survey

Campus: **Saskatoon**; School: **Health Sciences**; Program: **Advanced Care Paramedic**;
Credential: **DIP**; Program Type: **Base**

Number of Respondents:
10

Class of Graduates
2017-18

School
Health Sciences

Campus
Saskatoon

Program
Advanced Care Paramed..

Credential
DIP

Base/Con Ed/Brokered
Base

Indigenous
All

Overall Employment

Available Workforce	# of Grads Employed	Employment Rate	# of Full-time Employed	Full-time Employment Rate
9	9	100%	8	89%

Training Related Employment

Available Workforce	# of Grads Employed	Employment Rate	# of Full-time Employed Grads	Full-time Employment Rate
9	9	100%	8	89%

Location of Employment

Saskatoon	Regina	Moose Jaw	Prince Albert	Elsewhere in Sask	Outside Sask
22%	22%	0%	0%	56%	0%

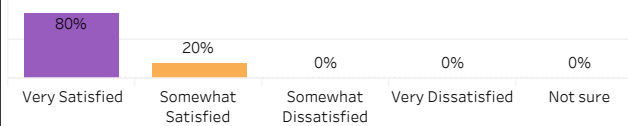
Average Annual Salary

Overall (\$)	87,444
Full-time Training Related (\$)	87,125

Salary by Location

	Overall (\$)	Full-time Training Related (\$)
Saskatoon	76,200	76,200
Regina	82,000	74,000
Elsewhere in SK	94,120	94,120

Overall Satisfaction with Program



Satisfaction with Sask Polytech

Satisfied with the decision to attend Sask Polytech	Recommend program to others	Recommend Sask Polytech to others
100%	90%	100%

Satisfaction with Campus Facilities & Services

■ Satisfied
 ■ Dissatisfied
 ■ Not sure

Campus facilities



Campus activities



Instruction delivered



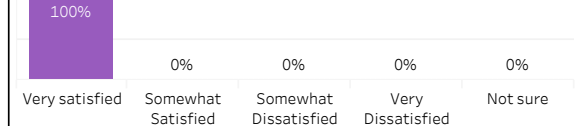
Student support services



Educational experience

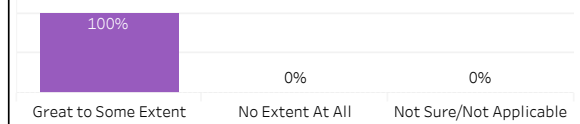


Relevance of Program to Field of Employment

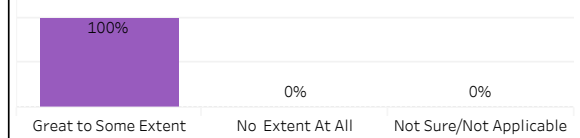


Program Benefits

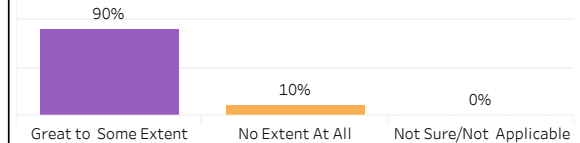
Skills and knowledge relevant in the workplace



Improved earning potential



Improved employment opportunities



Location of Current Residence

Saskatoon	Regina	Elsewhere in Sask	Outside Sask
50%	20%	20%	10%

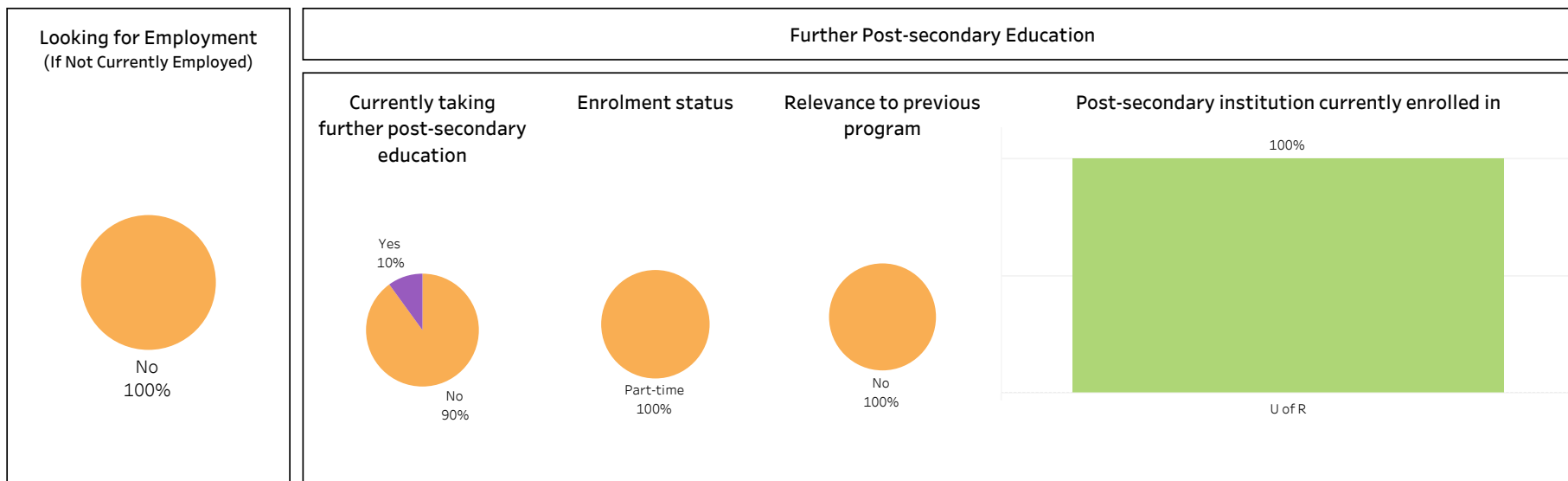
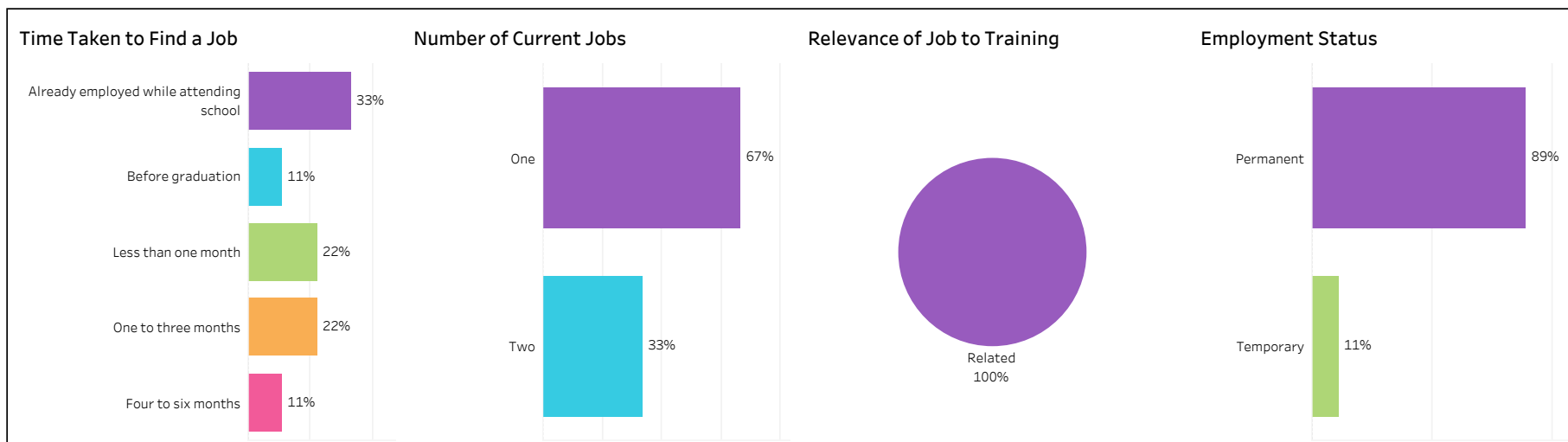


2017-18 Graduate Follow-up Survey

Campus: **Saskatoon**; School: **Health Sciences**; Program: **Advanced Care Paramedic**;

Credential: **DIP**; Program Type: **Base**

Number of Respondents:
10





2017-18 Graduate Follow-up Survey

Campus: **Saskatoon**; School: **Health Sciences**; Program: **Combined Lab/XRay Technology**; Credential: **DIP**; Program Type: **Base**

Number of Respondents: 9

Class of Graduates
2017-18

School
Health Sciences

Campus
Saskatoon

Program
Combined Lab/XRay Tec..

Credential
DIP

Base/Con Ed/Brokered
Base

Indigenous
All

Overall Employment

Available Workforce	# of Grads Employed	Employment Rate	# of Full-time Employed	Full-time Employment Rate
9	9	100%	7	78%

Training Related Employment

Available Workforce	# of Grads Employed	Employment Rate	# of Full-time Employed Grads	Full-time Employment Rate
9	9	100%	7	78%

Location of Employment

Saskatoon	Regina	Moose Jaw	Prince Albert	Elsewhere in Sask	Outside Sask
11%	0%	0%	0%	89%	0%

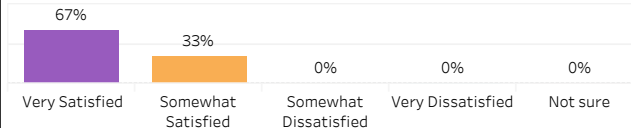
Average Annual Salary

Overall (\$)	66,632
Full-time Training Related (\$)	71,148

Salary by Location

	Overall (\$)	Full-time Training Related (\$)
Saskatoon		
Elsewhere in SK	66,632	71,148

Overall Satisfaction with Program



Satisfaction with Sask Polytech

Satisfied with the decision to attend Sask Polytech	Recommend program to others	Recommend Sask Polytech to others
100%	100%	100%

Satisfaction with Campus Facilities & Services

■ Satisfied
 ■ Dissatisfied
 ■ Not sure

Campus facilities



Campus activities



Instruction delivered



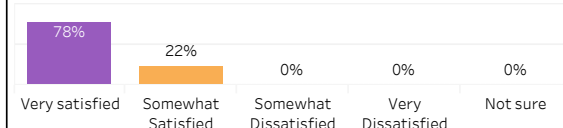
Student support services



Educational experience

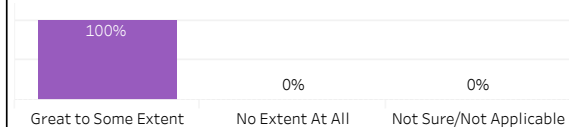


Relevance of Program to Field of Employment

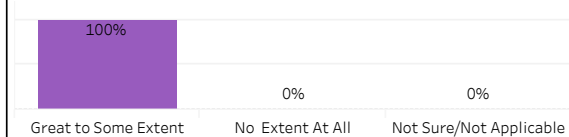


Program Benefits

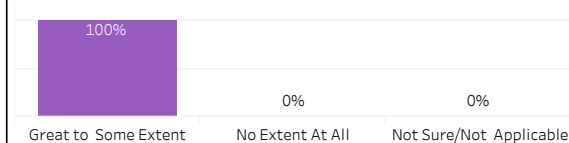
Skills and knowledge relevant in the workplace



Improved earning potential



Improved employment opportunities



Location of Current Residence

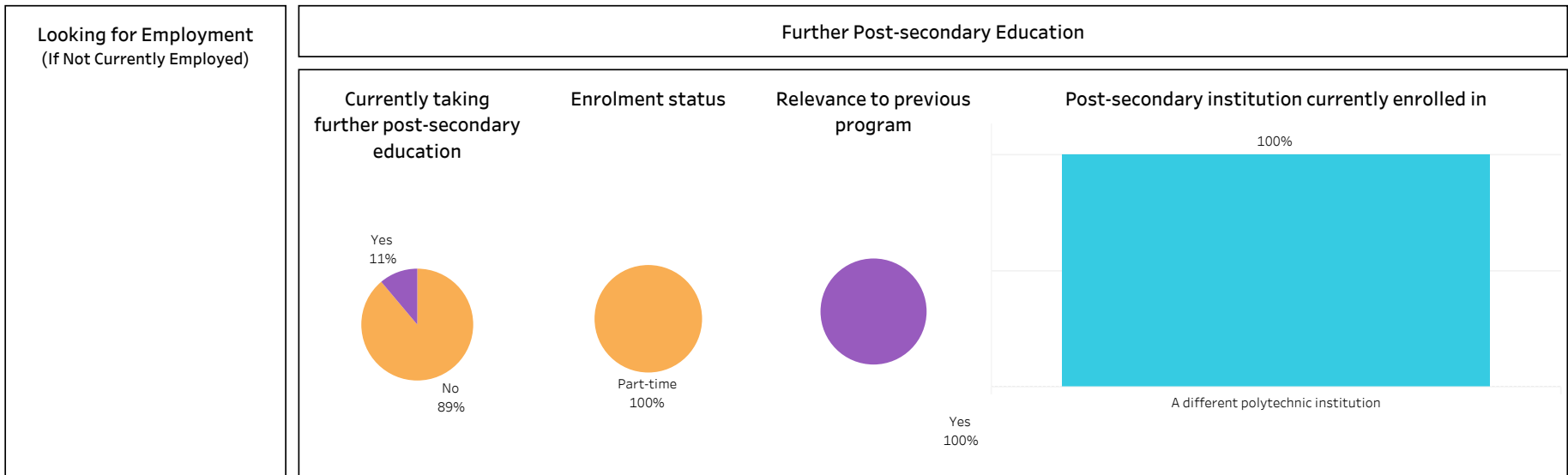
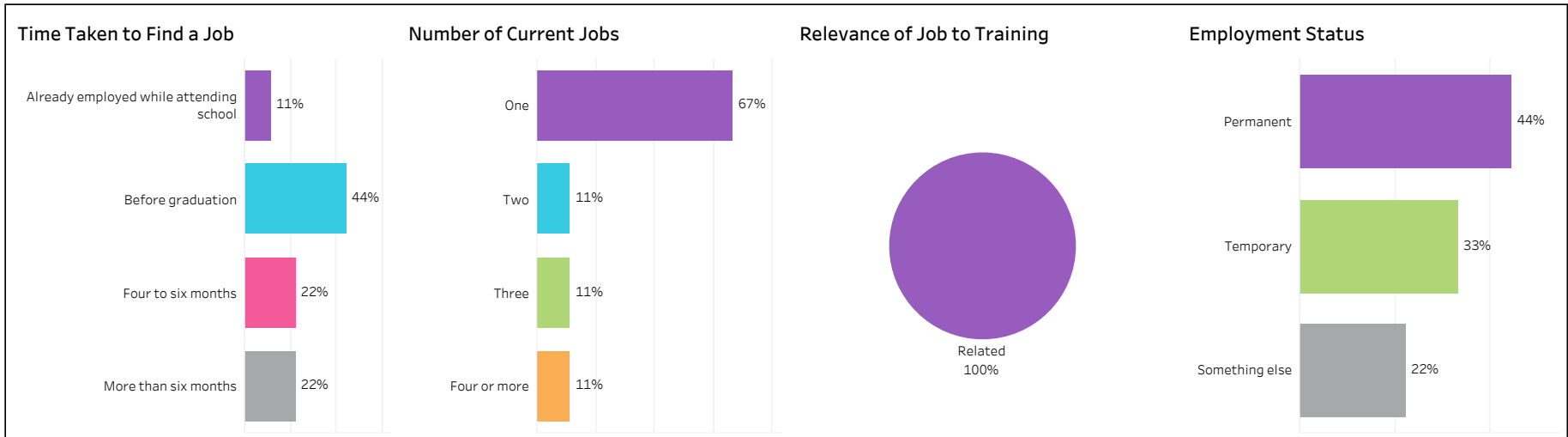
Saskatoon	Elsewhere in Sask
11%	89%



2017-18 Graduate Follow-up Survey

Campus: **Saskatoon**; School: **Health Sciences**; Program: **Combined Lab/XRay Technology**; Credential: **DIP**; Program Type: **Base**

Number of Respondents:
9





2017-18 Graduate Follow-up Survey

Campus: **Saskatoon**; School: **Health Sciences**; Program: **Community Paramedic**;
 Credential: **ACERT**; Program Type: **Con Ed - Sask Polytech Delivered**

Number of Respondents: 3

Class of Graduates
2017-18

School
Health Sciences

Campus
Saskatoon

Program
Community Paramedic

Credential
ACERT

Base/Con Ed/Brokered
Con Ed - Sask Polytech Delivered

Indigenous
All

Overall Employment

Available Workforce	# of Grads Employed	Employment Rate	# of Full-time Employed	Full-time Employment Rate
3	3	100%	2	67%

Training Related Employment

Available Workforce	# of Grads Employed	Employment Rate	# of Full-time Employed Grads	Full-time Employment Rate
3	3	100%	2	67%

Location of Employment

Saskatoon	Regina	Moose Jaw	Prince Albert	Elsewhere in Sask	Outside Sask
0%	0%	0%	0%	67%	33%

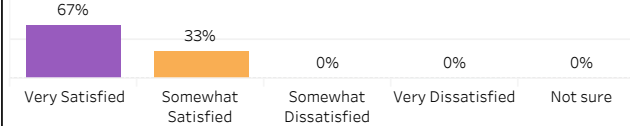
Average Annual Salary

Overall (\$)	99,912
Full-time Training Related (\$)	99,912

Salary by Location

	Overall (\$)	Full-time Training Related (\$)
Elsewhere in SK	90,000	90,000
Alberta	109,824	109,824

Overall Satisfaction with Program



Satisfaction with Sask Polytech

Satisfied with the decision to attend Sask Polytech	Recommend program to others	Recommend Sask Polytech to others
100%	100%	100%

Satisfaction with Campus Facilities & Services

■ Satisfied
 ■ Dissatisfied
 ■ Not sure

Campus facilities



Campus activities



Instruction delivered



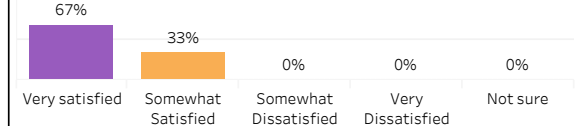
Student support services



Educational experience




Relevance of Program to Field of Employment

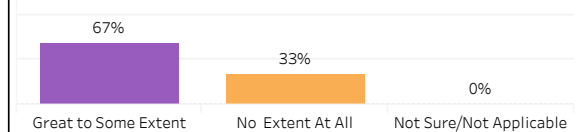


Program Benefits


Skills and knowledge relevant in the workplace



Improved earning potential



Improved employment opportunities



Location of Current Residence

Elsewhere in Sask	Outside Sask
67%	33%

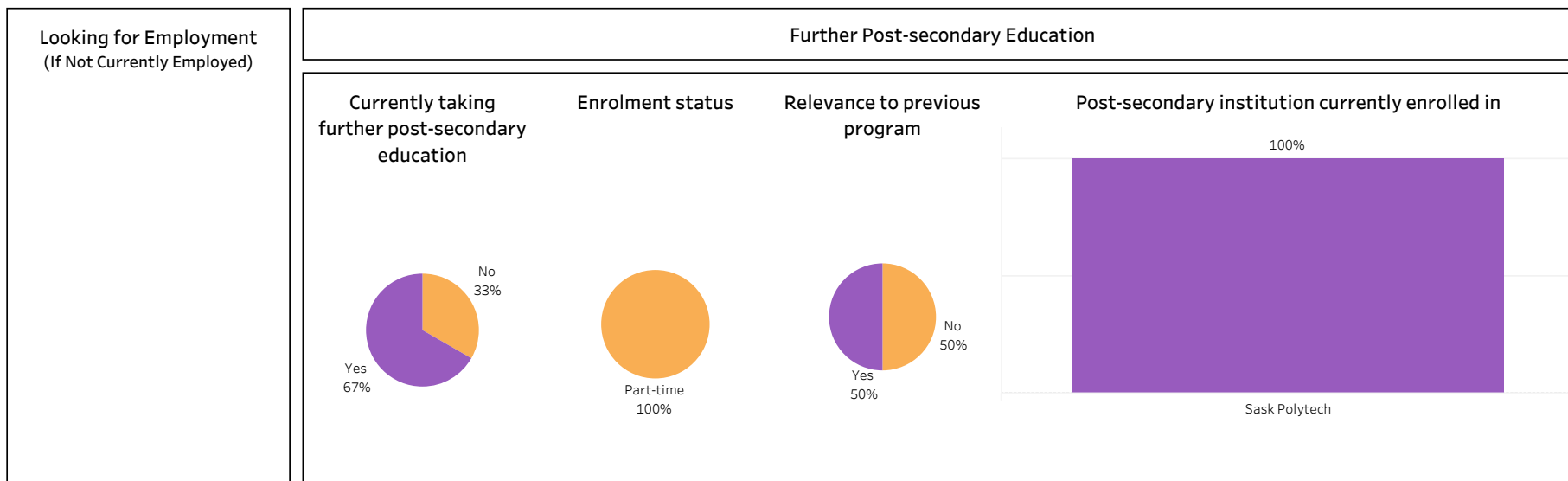
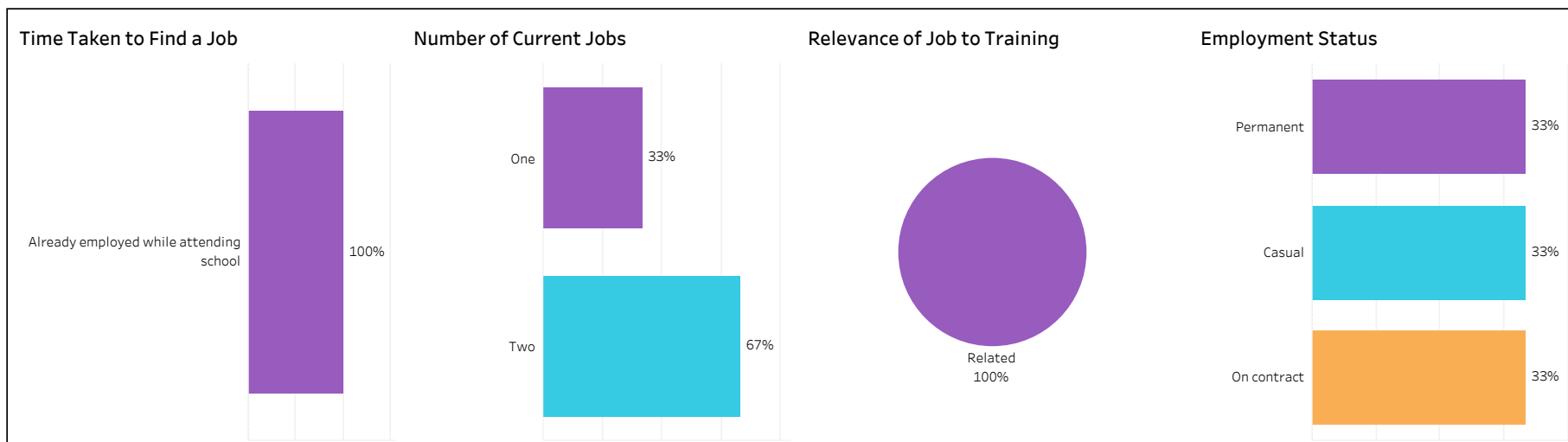


2017-18 Graduate Follow-up Survey

Campus: **Saskatoon**; School: **Health Sciences**; Program: **Community Paramedic**;

Credential: **ACERT**; Program Type: **Con Ed - Sask Polytech Delivered**

Number of Respondents:
3





2017-18 Graduate Follow-up Survey

Campus: **Prince Albert**; School: **Health Sciences**; Program: **Continuing Care Assistant**; Credential: **CERT**; Program Type: **Base**

Number of Respondents:
19

Class of Graduates
2017-18

School
Health Sciences

Campus
Prince Albert

Program
Continuing Care Assista..

Credential
CERT

Base/Con Ed/Brokered
Base

Indigenous
All

Overall Employment

Available Workforce	# of Grads Employed	Employment Rate	# of Full-time Employed	Full-time Employment Rate
19	18	95%	14	74%

Training Related Employment

Available Workforce	# of Grads Employed	Employment Rate	# of Full-time Employed Grads	Full-time Employment Rate
19	16	84%	13	68%

Location of Employment

Saskatoon	Regina	Moose Jaw	Prince Albert	Elsewhere in Sask	Outside Sask
0%	6%	0%	67%	17%	11%

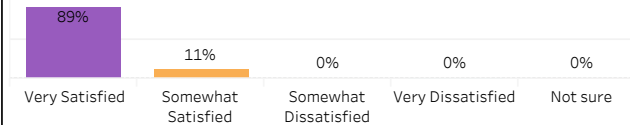
Average Annual Salary

Overall (\$)	32,186
Full-time Training Related (\$)	36,659

Salary by Location

	Overall (\$)	Full-time Training Related (\$)
Regina	33,280	33,280
Prince Albert	28,140	36,287
Elsewhere in SK	39,659	39,659
British Columbia	31,200	31,200
Manitoba	37,981	37,981

Overall Satisfaction with Program



Satisfaction with Sask Polytech

Satisfied with the decision to attend Sask Polytech	Recommend program to others	Recommend Sask Polytech to others
100%	100%	100%

Satisfaction with Campus Facilities & Services

■ Satisfied
 ■ Dissatisfied
 ■ Not sure

Campus facilities



Campus activities



Instruction delivered



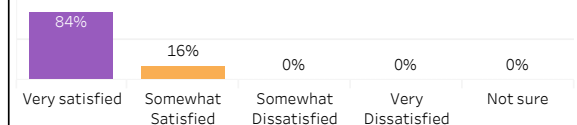
Student support services



Educational experience




Relevance of Program to Field of Employment




Program Benefits

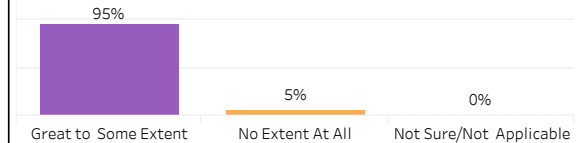
Skills and knowledge relevant in the workplace



Improved earning potential



Improved employment opportunities



Location of Current Residence

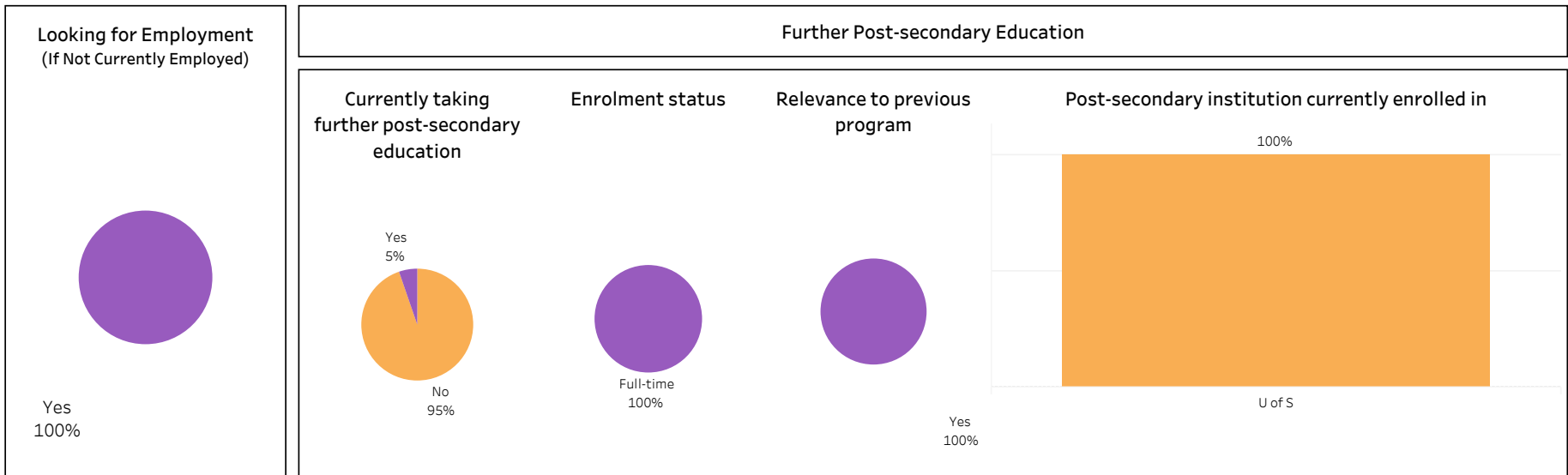
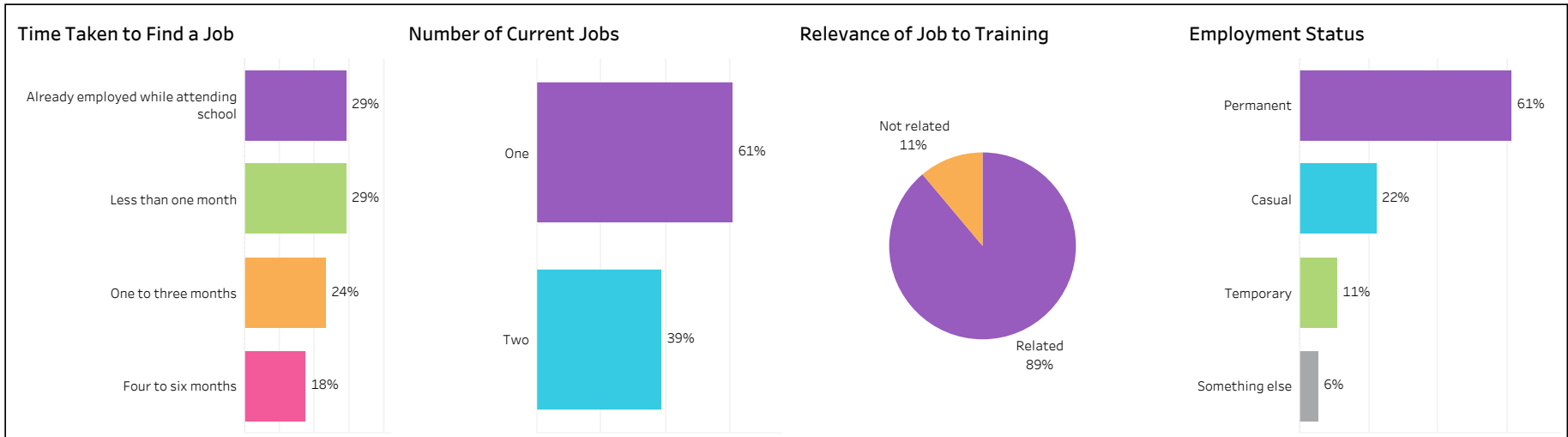
Regina	Prince Albert	Elsewhere in Sask	Outside Sask
5%	79%	11%	5%



2017-18 Graduate Follow-up Survey

Campus: **Prince Albert**; School: **Health Sciences**; Program: **Continuing Care Assistant**;
Credential: **CERT**; Program Type: **Base**

Number of Respondents:
19





2017-18 Graduate Follow-up Survey

Campus: **Prince Albert**; School: **Health Sciences**; Program: **Continuing Care Assistant**; Credential: **CERT**; Program Type: **Con Ed - Sask Polytech Delivered**

Number of Respondents:
19

Class of Graduates
2017-18

School
Health Sciences

Campus
Prince Albert

Program
Continuing Care Assista..

Credential
CERT

Base/Con Ed/Brokered
Con Ed - Sask Polytech Delivered

Indigenous
All

Overall Employment

Available Workforce	# of Grads Employed	Employment Rate	# of Full-time Employed	Full-time Employment Rate
18	17	94%	15	83%

Training Related Employment

Available Workforce	# of Grads Employed	Employment Rate	# of Full-time Employed Grads	Full-time Employment Rate
18	16	89%	14	78%

Location of Employment

Saskatoon	Regina	Moose Jaw	Prince Albert	Elsewhere in Sask	Outside Sask
0%	0%	0%	18%	82%	0%

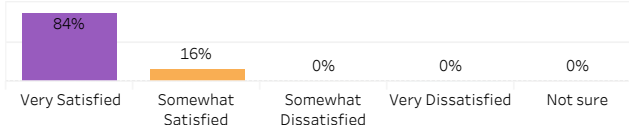
Average Annual Salary

Overall (\$)	45,187
Full-time Training Related (\$)	46,695

Salary by Location

	Overall (\$)	Full-time Training Related (\$)
Prince Albert	50,853	50,853
Elsewhere in SK	44,054	45,771

Overall Satisfaction with Program



Satisfaction with Sask Polytech

Satisfied with the decision to attend Sask Polytech	Recommend program to others	Recommend Sask Polytech to others
100%	100%	100%

Satisfaction with Campus Facilities & Services

■ Satisfied
 ■ Dissatisfied
 ■ Not sure

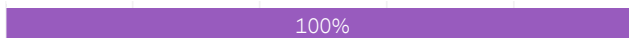
Campus facilities



Campus activities



Instruction delivered



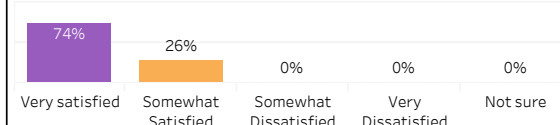
Student support services



Educational experience




Relevance of Program to Field of Employment




Program Benefits


Skills and knowledge relevant in the workplace



Improved earning potential



Improved employment opportunities



Location of Current Residence

Saskatoon	Prince Albert	Elsewhere in Sask	Outside Sask
11%	21%	63%	5%

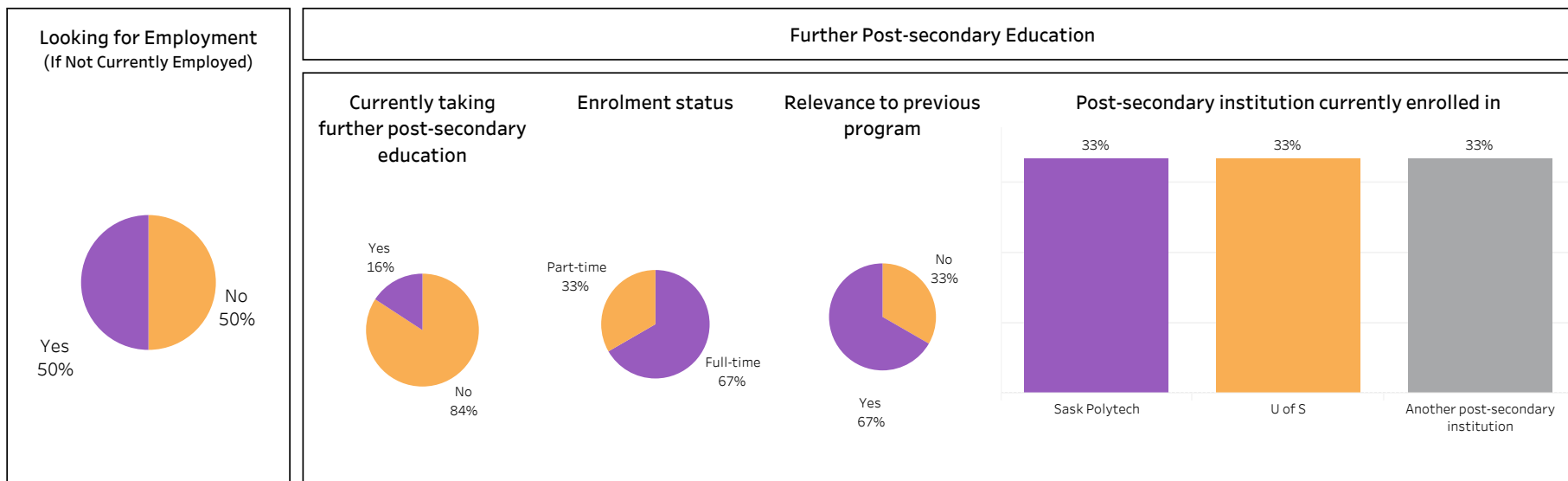
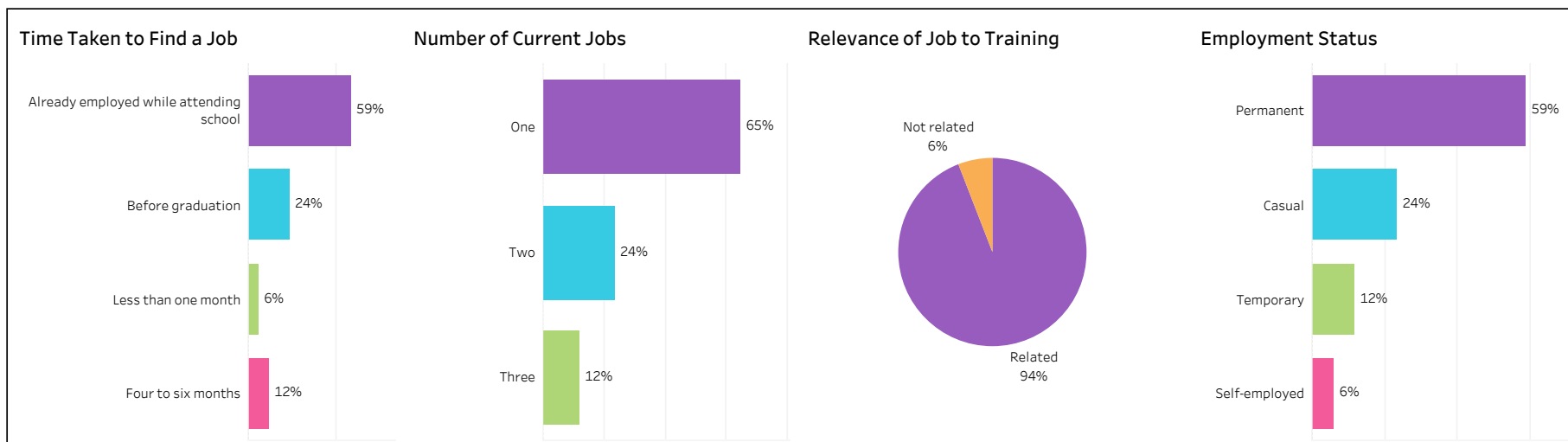


2017-18 Graduate Follow-up Survey

Campus: **Prince Albert**; School: **Health Sciences**; Program: **Continuing Care Assistant**;

Credential: **CERT**; Program Type: **Con Ed - Sask Polytech Delivered**

Number of Respondents:
19





2017-18 Graduate Follow-up Survey

Campus: **Prince Albert**; School: **Health Sciences**; Program: **Continuing Care Assistant**; Credential: **CERT**; Program Type: **Con Ed - Brokered**

Number of Respondents:
40

Class of Graduates
2017-18

School
Health Sciences

Campus
Prince Albert

Program
Continuing Care Assista..

Credential
CERT

Base/Con Ed/Brokered
Con Ed - Brokered

Indigenous
All

Overall Employment

Available Workforce	# of Grads Employed	Employment Rate	# of Full-time Employed	Full-time Employment Rate
39	38	97%	29	74%

Training Related Employment

Available Workforce	# of Grads Employed	Employment Rate	# of Full-time Employed Grads	Full-time Employment Rate
39	33	85%	26	67%

Location of Employment

Saskatoon	Regina	Moose Jaw	Prince Albert	Elsewhere in Sask	Outside Sask
3%	5%	0%	0%	89%	3%

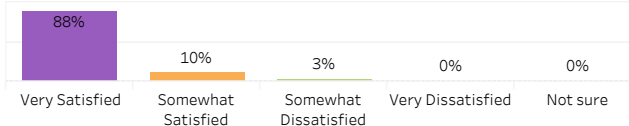
Average Annual Salary

Overall (\$)	38,335
Full-time Training Related (\$)	42,359

Salary by Location

	Overall (\$)	Full-time Training Related (\$)
Saskatoon	7,488	
Regina	25,200	25,200
Elsewhere in SK	40,770	44,363
Manitoba	34,580	34,580

Overall Satisfaction with Program



Satisfaction with Sask Polytech

Satisfied with the decision to attend Sask Polytech	Recommend program to others	Recommend Sask Polytech to others
98%	98%	98%

Satisfaction with Campus Facilities & Services

■ Satisfied
 ■ Dissatisfied
 ■ Not sure

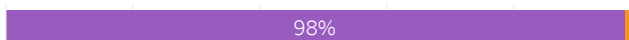
Campus facilities



Campus activities



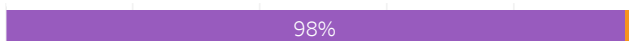
Instruction delivered



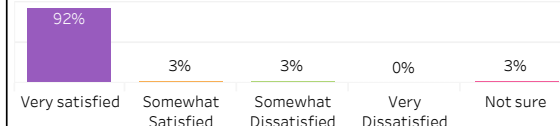
Student support services



Educational experience




Relevance of Program to Field of Employment

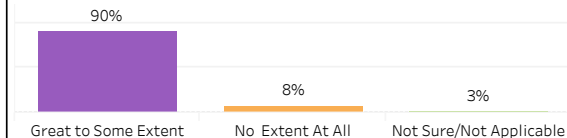


Program Benefits

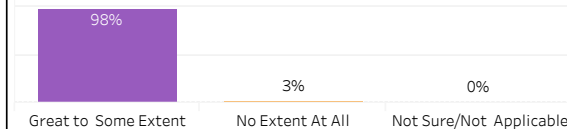
Skills and knowledge relevant in the workplace



Improved earning potential



Improved employment opportunities



Location of Current Residence

Saskatoon	Regina	Elsewhere in Sask	Outside Sask
3%	5%	90%	3%

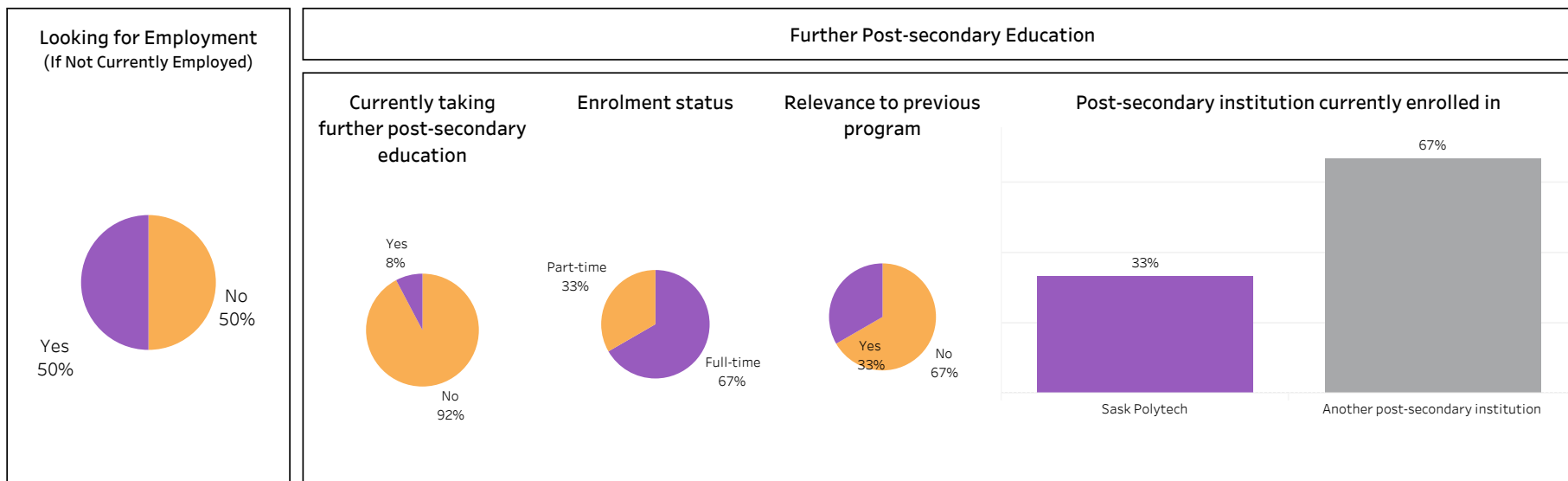
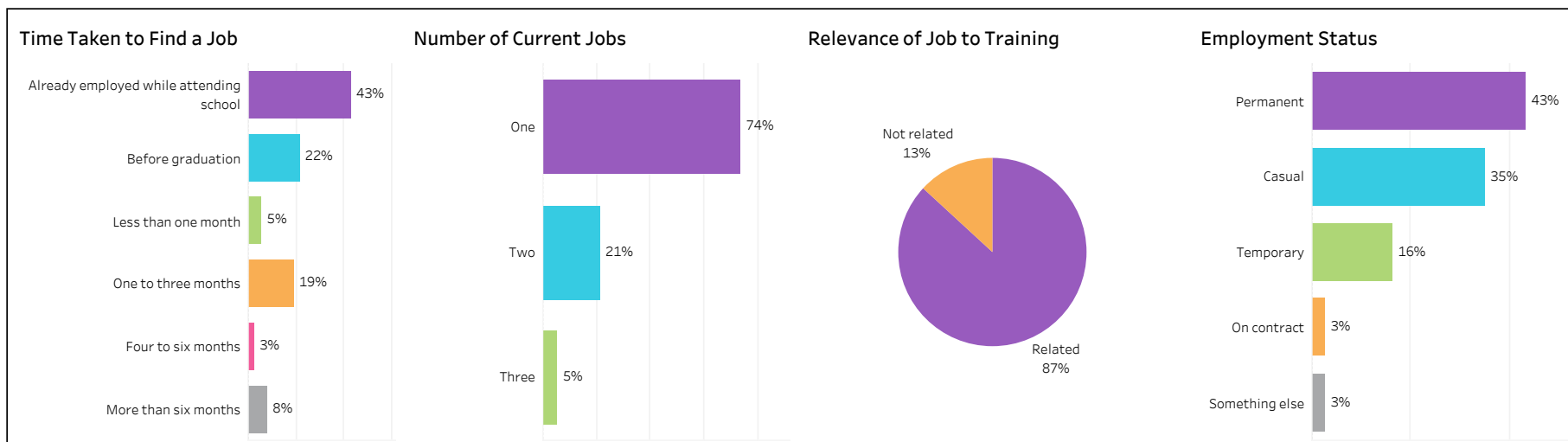


2017-18 Graduate Follow-up Survey

Campus: **Prince Albert**; School: **Health Sciences**; Program: **Continuing Care Assistant**;

Credential: **CERT**; Program Type: **Con Ed - Brokered**

Number of Respondents:
40





2017-18 Graduate Follow-up Survey

Campus: **Regina**; School: **Health Sciences**; Program: **Continuing Care Assistant**;
Credential: **CERT**; Program Type: **Base**

Number of Respondents:
22

Class of Graduates
2017-18

School
Health Sciences

Campus
Regina

Program
Continuing Care Assista..

Credential
CERT

Base/Con Ed/Brokered
Base

Indigenous
All

Overall Employment

Available Workforce	# of Grads Employed	Employment Rate	# of Full-time Employed	Full-time Employment Rate
21	20	95%	15	71%

Training Related Employment

Available Workforce	# of Grads Employed	Employment Rate	# of Full-time Employed Grads	Full-time Employment Rate
21	18	86%	13	62%

Location of Employment

Saskatoon	Regina	Moose Jaw	Prince Albert	Elsewhere in Sask	Outside Sask
0%	65%	5%	0%	25%	5%

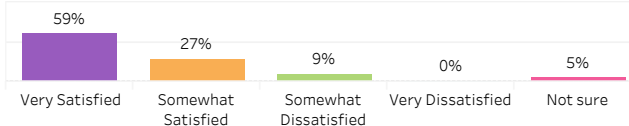
Average Annual Salary

Overall (\$)	30,300
Full-time Training Related (\$)	33,503

Salary by Location

	Overall (\$)	Full-time Training Related (\$)
Regina	30,518	31,568
Moose Jaw	43,680	43,680
Elsewhere in SK	28,313	37,120
Ontario	22,474	

Overall Satisfaction with Program



Satisfaction with Sask Polytech

Satisfied with the decision to attend Sask Polytech	Recommend program to others	Recommend Sask Polytech to others
95%	95%	95%

Satisfaction with Campus Facilities & Services

■ Satisfied
 ■ Dissatisfied
 ■ Not sure

Campus facilities



Campus activities



Instruction delivered



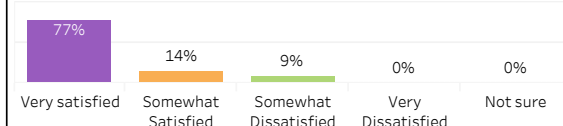
Student support services



Educational experience

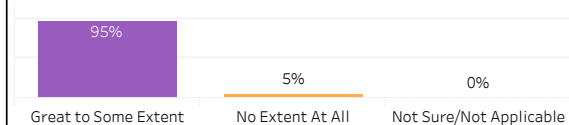


Relevance of Program to Field of Employment

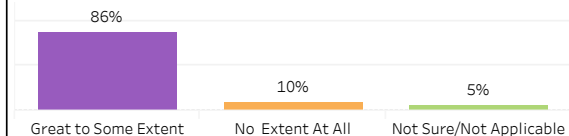


Program Benefits

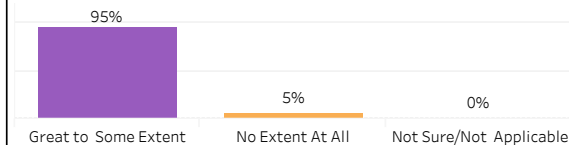
Skills and knowledge relevant in the workplace



Improved earning potential



Improved employment opportunities



Location of Current Residence

Regina	Moose Jaw	Elsewhere in Sask	Outside Sask
73%	5%	18%	5%

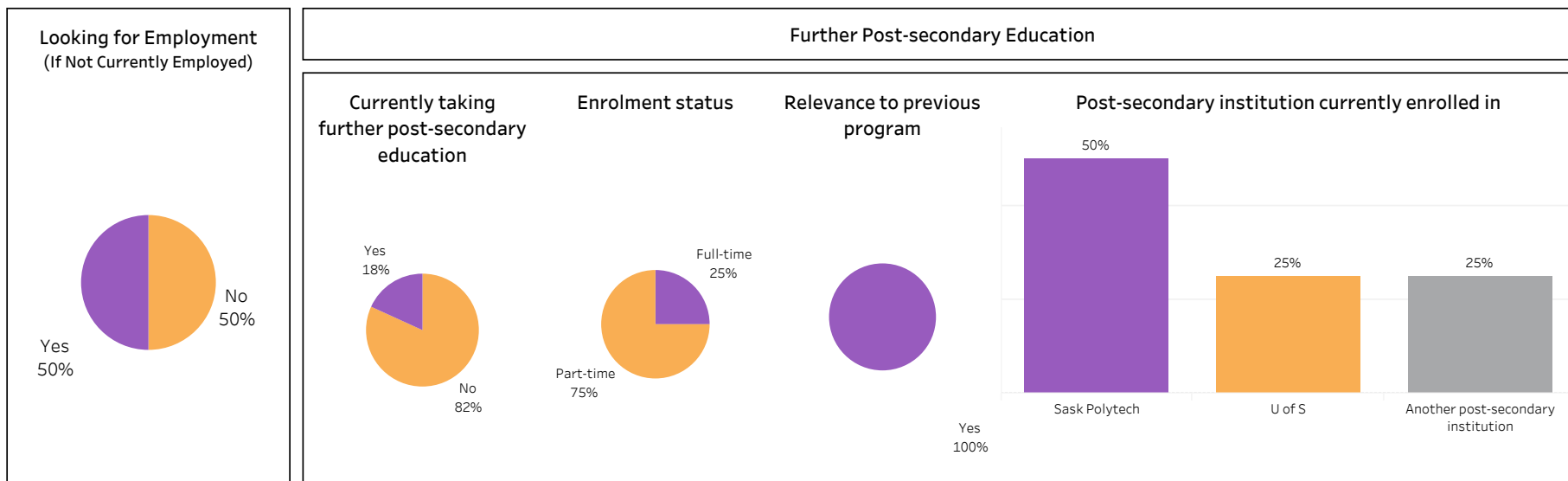
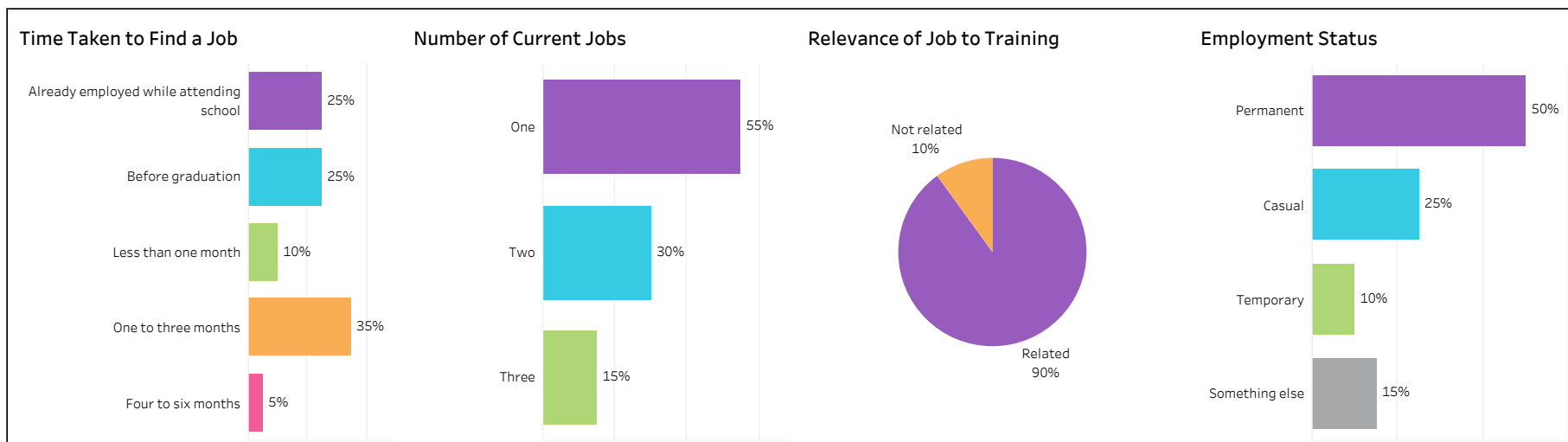


2017-18 Graduate Follow-up Survey

Campus: **Regina**; School: **Health Sciences**; Program: **Continuing Care Assistant**;

Credential: **CERT**; Program Type: **Base**

Number of Respondents:
22





2017-18 Graduate Follow-up Survey

Campus: **Regina**; School: **Health Sciences**; Program: **Continuing Care Assistant**;
Credential: **CERT**; Program Type: **Con Ed - Sask Polytech Delivered**

Number of Respondents:
39

Class of Graduates
2017-18

School
Health Sciences

Campus
Regina

Program
Continuing Care Assista..

Credential
CERT

Base/Con Ed/Brokered
Con Ed - Sask Polytech Delivered

Indigenous
All

Overall Employment

Available Workforce	# of Grads Employed	Employment Rate	# of Full-time Employed	Full-time Employment Rate
37	37	100%	32	86%

Training Related Employment

Available Workforce	# of Grads Employed	Employment Rate	# of Full-time Employed Grads	Full-time Employment Rate
37	37	100%	32	86%

Location of Employment

Saskatoon	Regina	Moose Jaw	Prince Albert	Elsewhere in Sask	Outside Sask
0%	19%	24%	0%	57%	0%

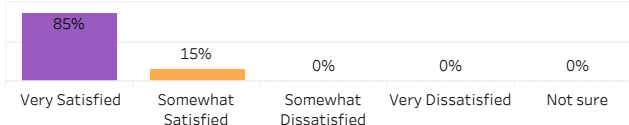
Average Annual Salary

Overall (\$)	43,381
Full-time Training Related (\$)	46,160

Salary by Location

	Overall (\$)	Full-time Training Related (\$)
Regina	33,728	40,480
Moose Jaw	50,208	50,208
Elsewhere in SK	44,015	45,786

Overall Satisfaction with Program



Satisfaction with Sask Polytech

Satisfied with the decision to attend Sask Polytech	Recommend program to others	Recommend Sask Polytech to others
100%	100%	100%

Satisfaction with Campus Facilities & Services

■ Satisfied
 ■ Dissatisfied
 ■ Not sure

Campus facilities



Campus activities



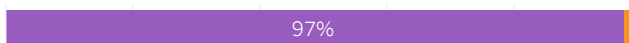
Instruction delivered



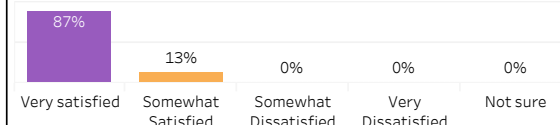
Student support services



Educational experience

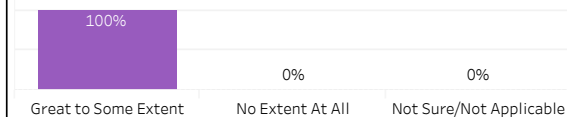


Relevance of Program to Field of Employment

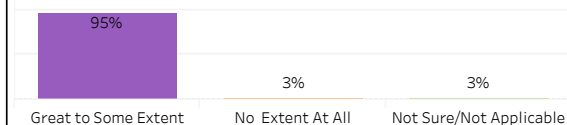


Program Benefits


Skills and knowledge relevant in the workplace



Improved earning potential



Improved employment opportunities



Location of Current Residence

Regina	Moose Jaw	Elsewhere in Sask
21%	23%	56%

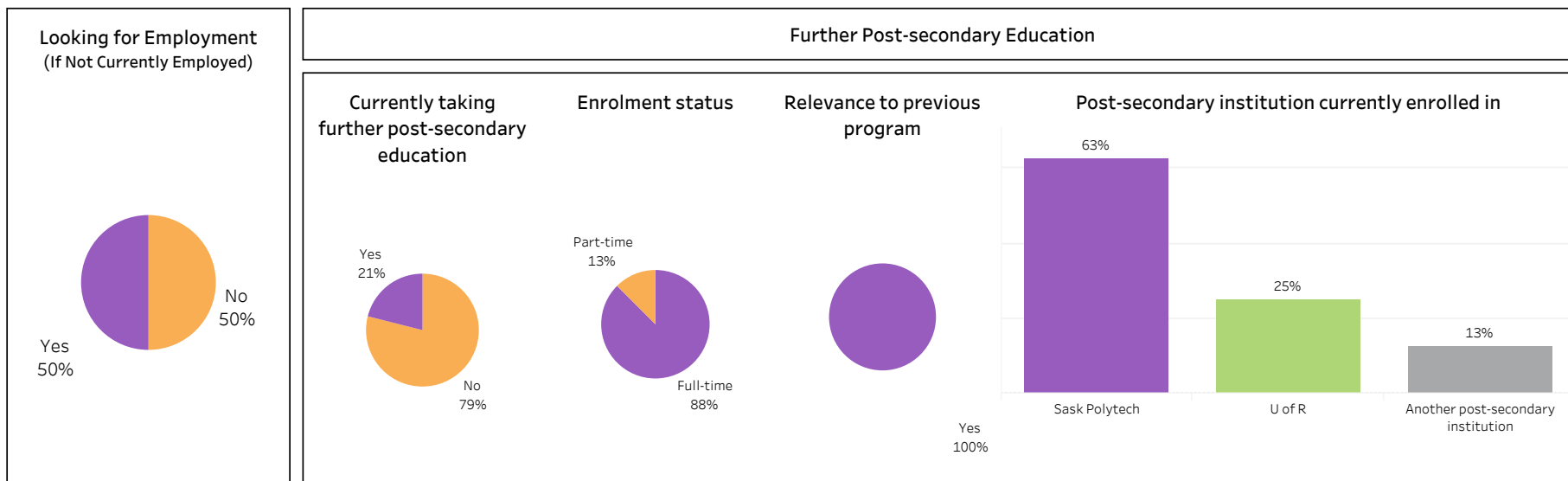
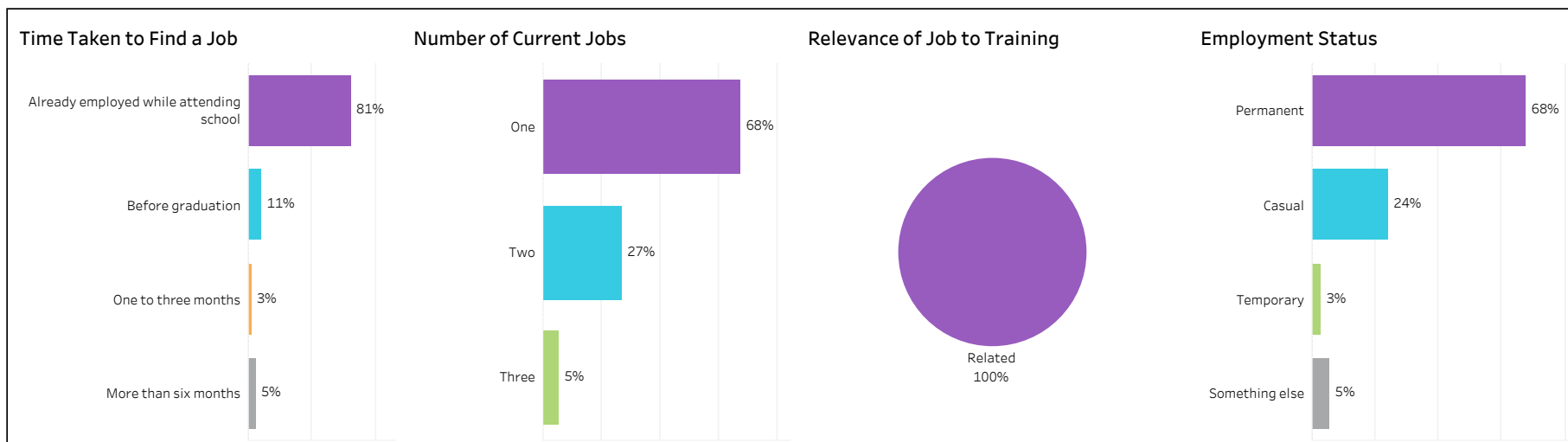


2017-18 Graduate Follow-up Survey

Campus: **Regina**; School: **Health Sciences**; Program: **Continuing Care Assistant**;

Credential: **CERT**; Program Type: **Con Ed - Sask Polytech Delivered**

Number of Respondents:
39





2017-18 Graduate Follow-up Survey

Campus: **Regina**; School: **Health Sciences**; Program: **Continuing Care Assistant**;
Credential: **CERT**; Program Type: **Con Ed - Brokered**

Number of Respondents:
21

Class of Graduates
2017-18

School
Health Sciences

Campus
Regina

Program
Continuing Care Assista..

Credential
CERT

Base/Con Ed/Brokered
Con Ed - Brokered

Indigenous
All

Overall Employment

Available Workforce	# of Grads Employed	Employment Rate	# of Full-time Employed	Full-time Employment Rate
21	21	100%	15	71%

Training Related Employment

Available Workforce	# of Grads Employed	Employment Rate	# of Full-time Employed Grads	Full-time Employment Rate
21	19	90%	13	62%

Location of Employment

Saskatoon	Regina	Moose Jaw	Prince Albert	Elsewhere in Sask	Outside Sask
0%	0%	5%	0%	95%	0%

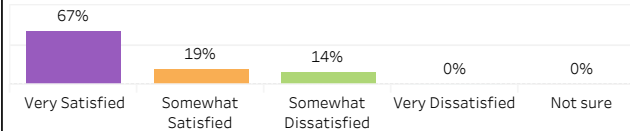
Average Annual Salary

Overall (\$)	33,640
Full-time Training Related (\$)	40,378

Salary by Location

	Overall (\$)	Full-time Training Related (\$)
Moose Jaw	21,840	
Elsewhere in SK	34,482	40,378

Overall Satisfaction with Program



Satisfaction with Sask Polytech

Satisfied with the decision to attend Sask Polytech	Recommend program to others	Recommend Sask Polytech to others
95%	95%	86%

Satisfaction with Campus Facilities & Services

■ Satisfied
 ■ Dissatisfied
 ■ Not sure

Campus facilities



Campus activities



Instruction delivered



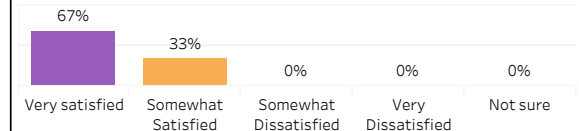
Student support services



Educational experience

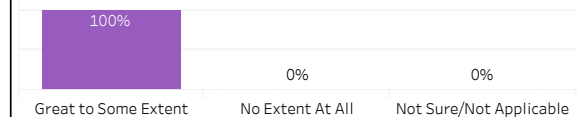


Relevance of Program to Field of Employment




Program Benefits

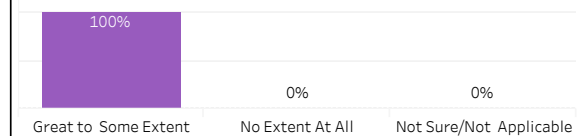
Skills and knowledge relevant in the workplace



Improved earning potential



Improved employment opportunities



Location of Current Residence

Saskatoon	Regina	Elsewhere in Sask
5%	5%	90%

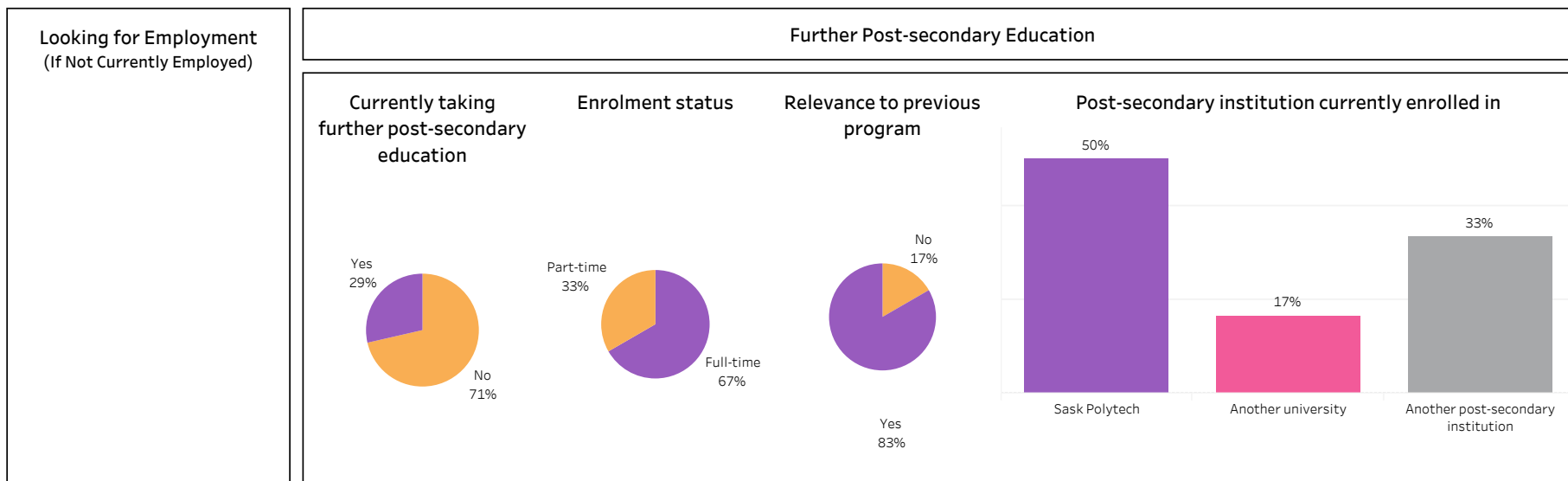
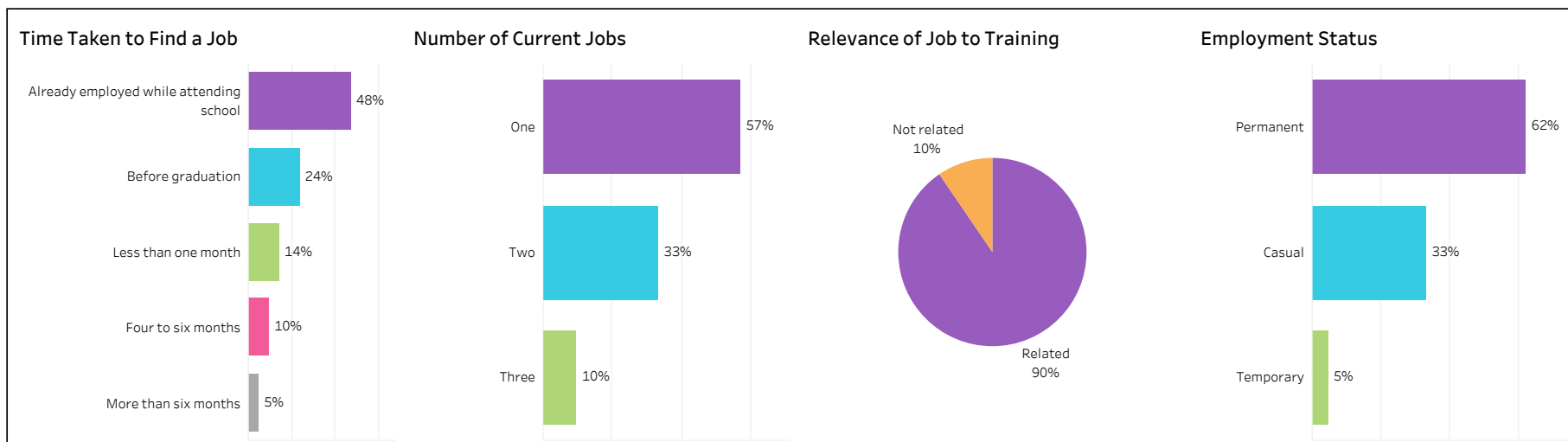


2017-18 Graduate Follow-up Survey

Campus: **Regina**; School: **Health Sciences**; Program: **Continuing Care Assistant**;

Credential: **CERT**; Program Type: **Con Ed - Brokered**

Number of Respondents:
21





2017-18 Graduate Follow-up Survey

Campus: **Saskatoon**; School: **Health Sciences**; Program: **Continuing Care Assistant**;
Credential: **CERT**; Program Type: **Base**

Number of Respondents:
17

Class of Graduates
2017-18

School
Health Sciences

Campus
Saskatoon

Program
Continuing Care Assista..

Credential
CERT

Base/Con Ed/Brokered
Base

Indigenous
All

Overall Employment

Available Workforce	# of Grads Employed	Employment Rate	# of Full-time Employed	Full-time Employment Rate
16	16	100%	11	69%

Training Related Employment

Available Workforce	# of Grads Employed	Employment Rate	# of Full-time Employed Grads	Full-time Employment Rate
16	14	88%	10	63%

Location of Employment

Saskatoon	Regina	Moose Jaw	Prince Albert	Elsewhere in Sask	Outside Sask
73%	0%	0%	0%	20%	7%

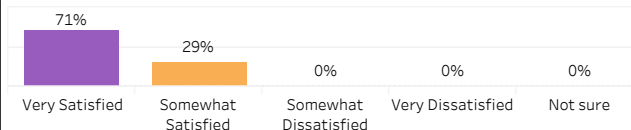
Average Annual Salary

Overall (\$)	31,271
Full-time Training Related (\$)	39,231

Salary by Location

	Overall (\$)	Full-time Training Related (\$)
Saskatoon	29,650	36,143
Elsewhere in SK	38,568	54,672
British Columbia		

Overall Satisfaction with Program



Satisfaction with Sask Polytech

Satisfied with the decision to attend Sask Polytech	Recommend program to others	Recommend Sask Polytech to others
100%	94%	100%

Satisfaction with Campus Facilities & Services

■ Satisfied
 ■ Dissatisfied
 ■ Not sure

Campus facilities



Campus activities



Instruction delivered



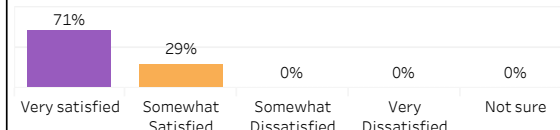
Student support services



Educational experience




Relevance of Program to Field of Employment

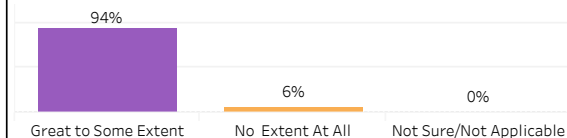


Program Benefits

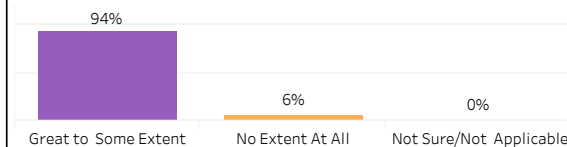
Skills and knowledge relevant in the workplace



Improved earning potential



Improved employment opportunities



Location of Current Residence

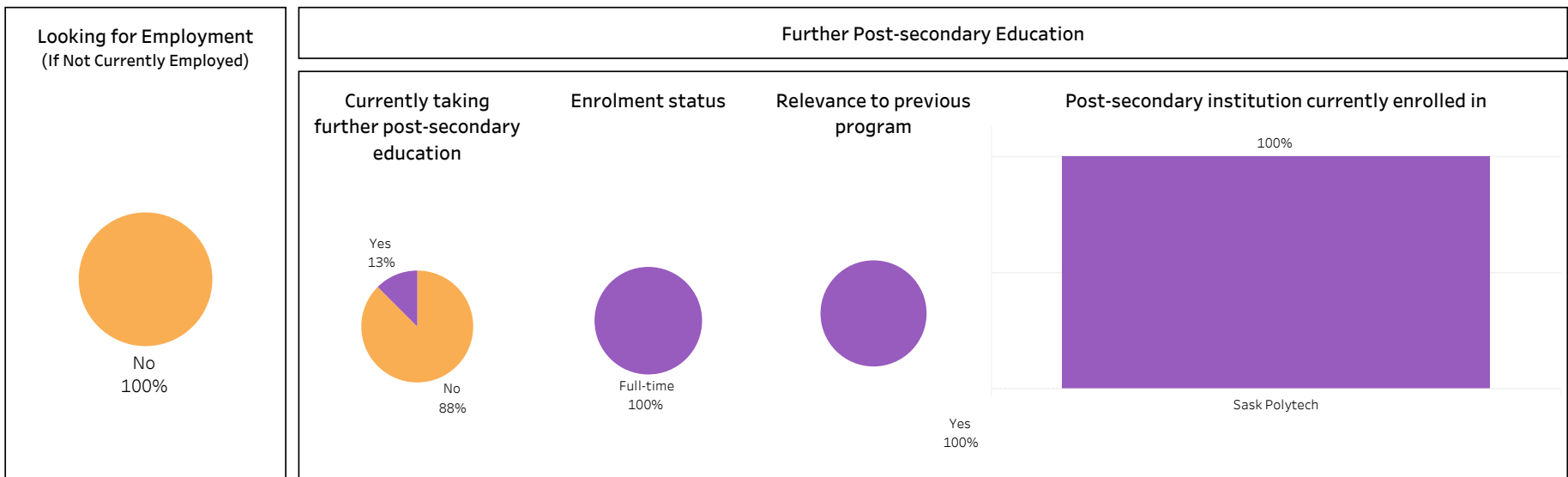
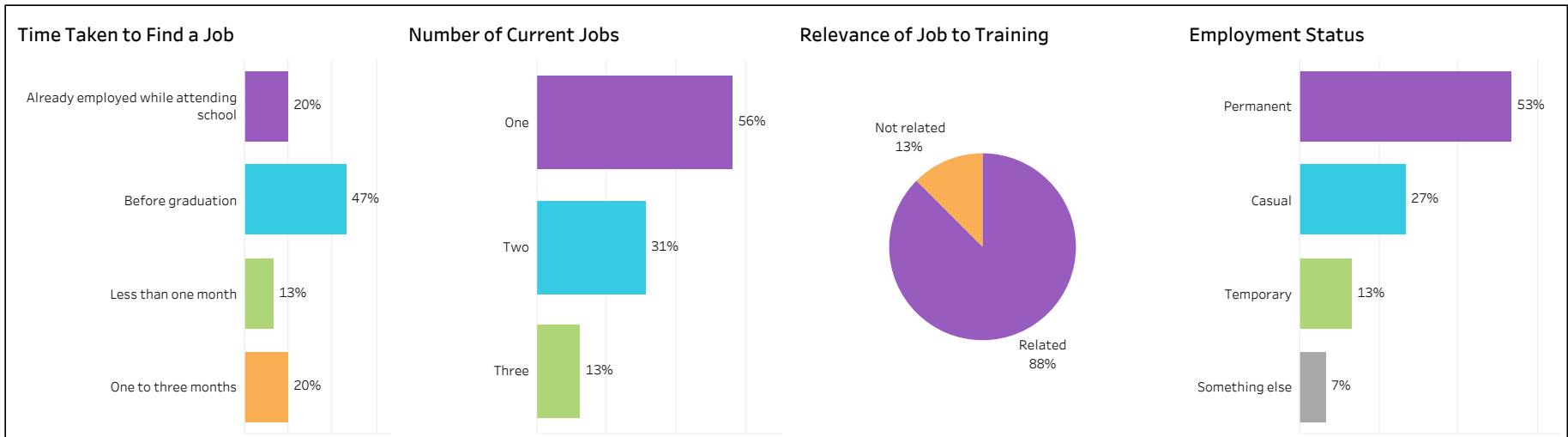
Saskatoon	Elsewhere in Sask	Outside Sask
76%	18%	6%



2017-18 Graduate Follow-up Survey

Campus: **Saskatoon**; School: **Health Sciences**; Program: **Continuing Care Assistant**;
Credential: **CERT**; Program Type: **Base**

Number of Respondents:
17





2017-18 Graduate Follow-up Survey

Campus: **Saskatoon**; School: **Health Sciences**; Program: **Continuing Care Assistant**;
Credential: **CERT**; Program Type: **Con Ed - Sask Polytech Delivered**

Number of Respondents:
61

Class of Graduates
2017-18

School
Health Sciences

Campus
Saskatoon

Program
Continuing Care Assista..

Credential
CERT

Base/Con Ed/Brokered
Con Ed - Sask Polytech Delivered

Indigenous
All

Overall Employment

Available Workforce	# of Grads Employed	Employment Rate	# of Full-time Employed	Full-time Employment Rate
60	60	100%	47	78%

Training Related Employment

Available Workforce	# of Grads Employed	Employment Rate	# of Full-time Employed Grads	Full-time Employment Rate
60	56	93%	44	73%

Location of Employment

Saskatoon	Regina	Moose Jaw	Prince Albert	Elsewhere in Sask	Outside Sask
22%	0%	2%	0%	75%	2%

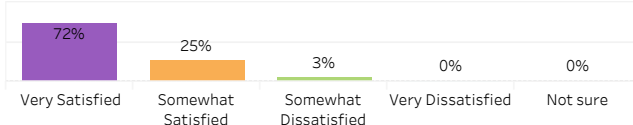
Average Annual Salary

Overall (\$)	50,515
Full-time Training Related (\$)	58,150

Salary by Location

	Overall (\$)	Full-time Training Related (\$)
Saskatoon	73,674	95,802
Moose Jaw		
Elsewhere in SK	42,580	46,585
Alberta	34,500	34,500

Overall Satisfaction with Program



Satisfaction with Sask Polytech

Satisfied with the decision to attend Sask Polytech	Recommend program to others	Recommend Sask Polytech to others
98%	98%	98%

Satisfaction with Campus Facilities & Services

■ Satisfied
 ■ Dissatisfied
 ■ Not sure

Campus facilities



Campus activities



Instruction delivered



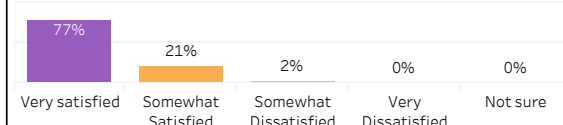
Student support services



Educational experience




Relevance of Program to Field of Employment

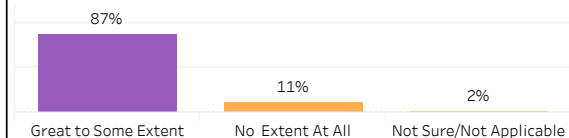


Program Benefits

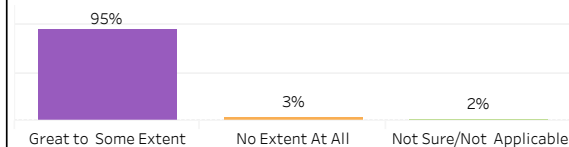
Skills and knowledge relevant in the workplace



Improved earning potential



Improved employment opportunities



Location of Current Residence

Saskatoon	Regina	Moose Jaw	Elsewhere in Sask	Outside Sask
25%	2%	2%	67%	5%

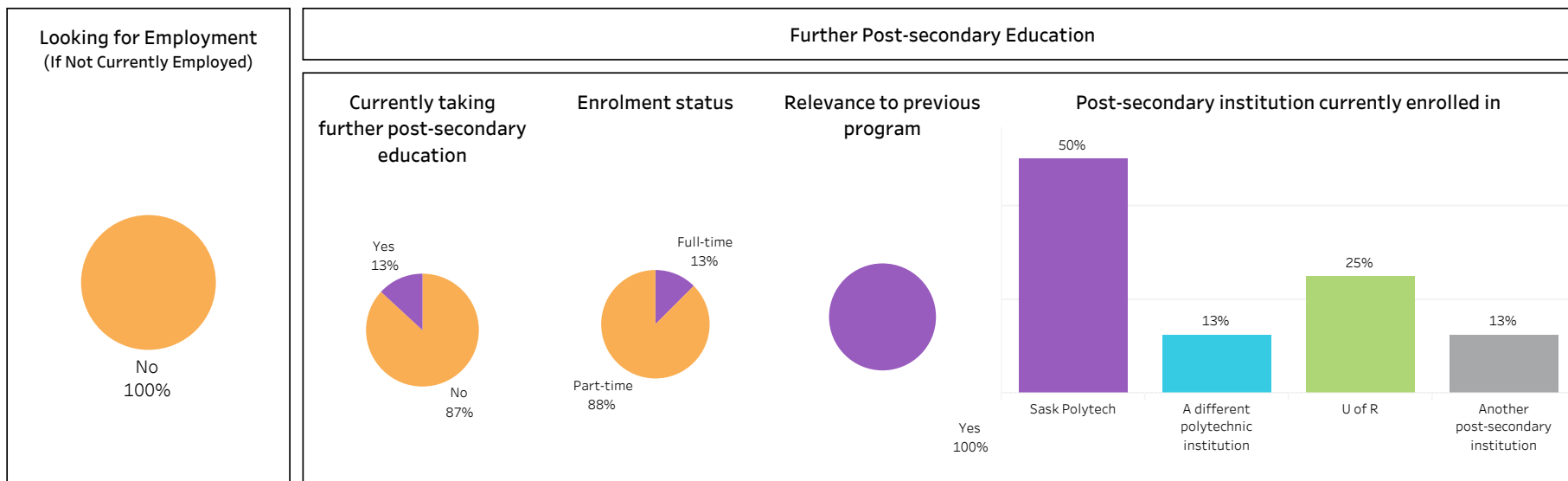
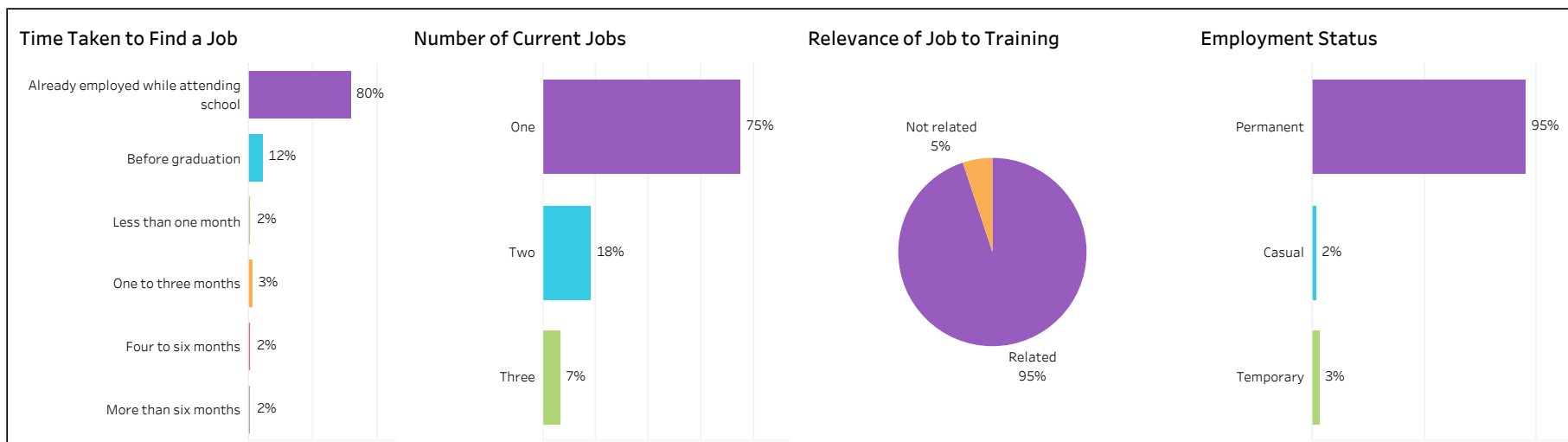


2017-18 Graduate Follow-up Survey

Campus: **Saskatoon**; School: **Health Sciences**; Program: **Continuing Care Assistant**;

Credential: **CERT**; Program Type: **Con Ed - Sask Polytech Delivered**

Number of Respondents:
61





2017-18 Graduate Follow-up Survey

Campus: **Saskatoon**; School: **Health Sciences**; Program: **Continuing Care Assistant**;
Credential: **CERT**; Program Type: **Con Ed - Brokered**

Number of Respondents:
41

Class of Graduates
2017-18

School
Health Sciences

Campus
Saskatoon

Program
Continuing Care Assista..

Credential
CERT

Base/Con Ed/Brokered
Con Ed - Brokered

Indigenous
All

Overall Employment

Available Workforce	# of Grads Employed	Employment Rate	# of Full-time Employed	Full-time Employment Rate
39	37	95%	31	79%

Training Related Employment

Available Workforce	# of Grads Employed	Employment Rate	# of Full-time Employed Grads	Full-time Employment Rate
39	35	90%	29	74%

Location of Employment

Saskatoon	Regina	Moose Jaw	Prince Albert	Elsewhere in Sask	Outside Sask
3%	6%	0%	3%	89%	0%

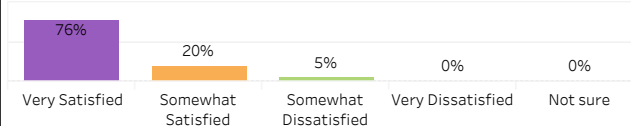
Average Annual Salary

Overall (\$)	38,041
Full-time Training Related (\$)	40,553

Salary by Location

	Overall (\$)	Full-time Training Related (\$)
Saskatoon	37,492	37,492
Regina	32,240	32,240
Prince Albert	28,288	28,288
Elsewhere in SK	38,914	42,151

Overall Satisfaction with Program



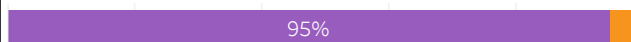
Satisfaction with Sask Polytech

Satisfied with the decision to attend Sask Polytech	Recommend program to others	Recommend Sask Polytech to others
95%	98%	95%

Satisfaction with Campus Facilities & Services

■ Satisfied
 ■ Dissatisfied
 ■ Not sure

Campus facilities



Campus activities



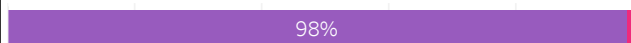
Instruction delivered



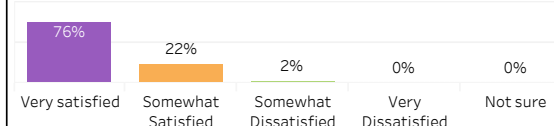
Student support services



Educational experience

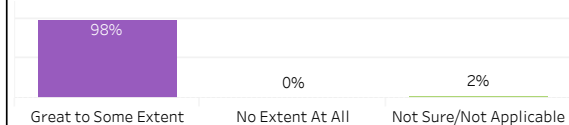


Relevance of Program to Field of Employment

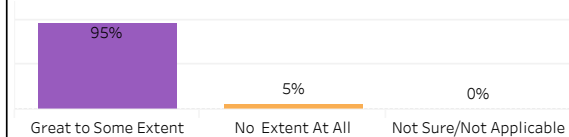


Program Benefits

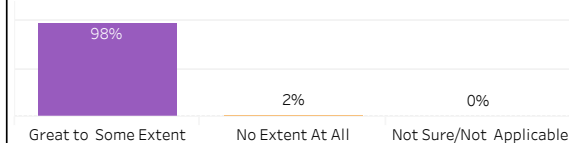
Skills and knowledge relevant in the workplace



Improved earning potential



Improved employment opportunities



Location of Current Residence

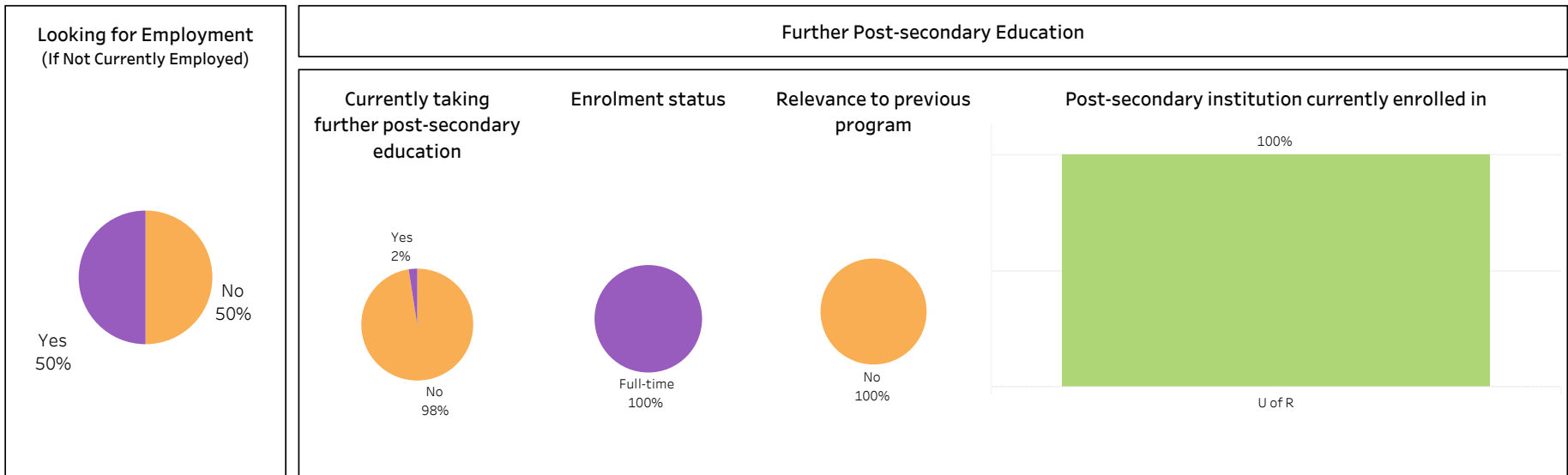
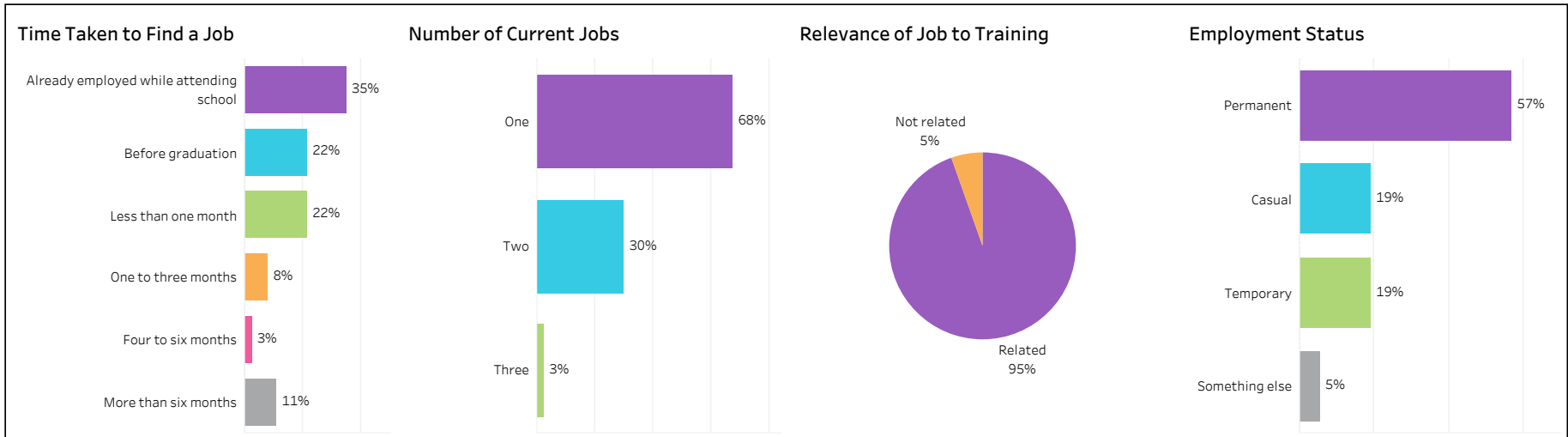
Saskatoon	Regina	Prince Albert	Elsewhere in Sask	Outside Sask
7%	10%	2%	78%	2%



2017-18 Graduate Follow-up Survey

Campus: **Saskatoon**; School: **Health Sciences**; Program: **Continuing Care Assistant**;
Credential: **CERT**; Program Type: **Con Ed - Brokered**

Number of Respondents:
41





2017-18 Graduate Follow-up Survey

Campus: **Saskatoon**; School: **Health Sciences**; Program: **Cytotechnology**; Credential: **DIP**; Program Type: **Base**

Number of Respondents: 2

Class of Graduates
2017-18

School
Health Sciences

Campus
Saskatoon

Program
Cytotechnology

Credential
DIP

Base/Con Ed/Brokered
Base

Indigenous
All

Overall Employment

Available Workforce	# of Grads Employed	Employment Rate	# of Full-time Employed	Full-time Employment Rate
2	2	100%	1	50%

Training Related Employment

Available Workforce	# of Grads Employed	Employment Rate	# of Full-time Employed Grads	Full-time Employment Rate
2	2	100%	1	50%

Location of Employment

Saskatoon	Regina	Moose Jaw	Prince Albert	Elsewhere in Sask	Outside Sask
0%	100%	0%	0%	0%	0%

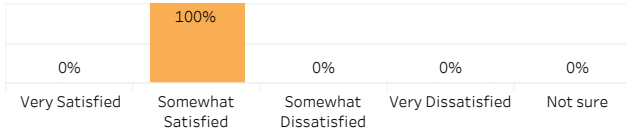
Average Annual Salary

Overall (\$)	65,774
Full-time Training Related (\$)	65,774

Salary by Location

	Overall (\$)	Full-time Training Related (\$)
Regina	65,774	65,774

Overall Satisfaction with Program



Satisfaction with Sask Polytech

Satisfied with the decision to attend Sask Polytech	Recommend program to others	Recommend Sask Polytech to others
100%	50%	100%

Satisfaction with Campus Facilities & Services

■ Satisfied
 ■ Dissatisfied
 ■ Not sure

Campus facilities



Campus activities



Instruction delivered



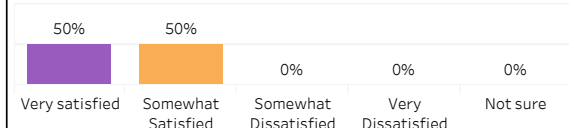
Student support services



Educational experience

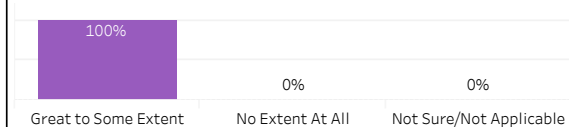


Relevance of Program to Field of Employment




Program Benefits

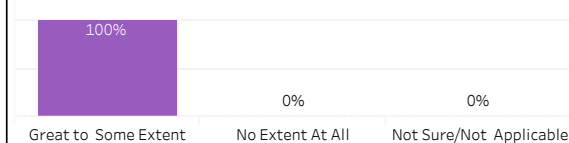
Skills and knowledge relevant in the workplace



Improved earning potential



Improved employment opportunities



Location of Current Residence

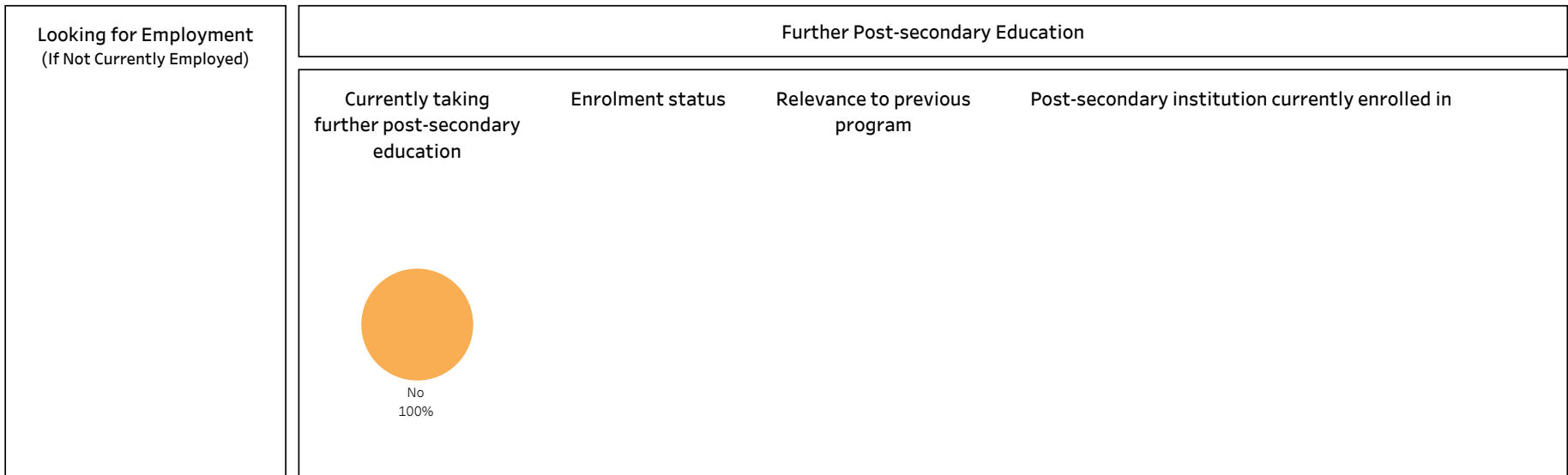
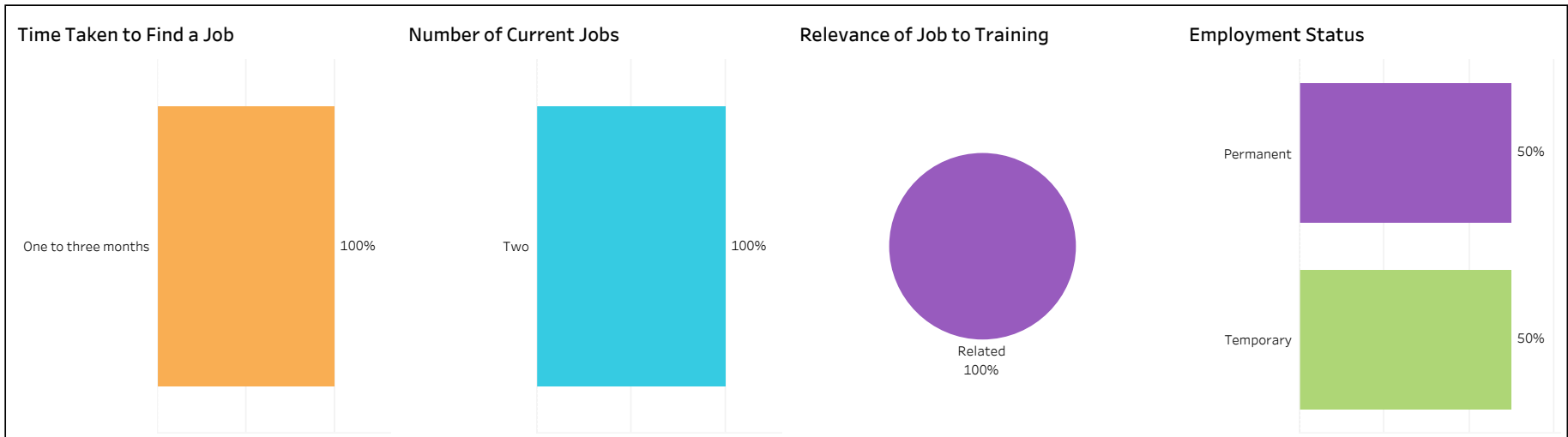
Regina
100%



2017-18 Graduate Follow-up Survey

Campus: **Saskatoon**; School: **Health Sciences**; Program: **Cytotechnology**; Credential: **DIP**; Program Type: **Base**

Number of Respondents:
2





2017-18 Graduate Follow-up Survey

Campus: **Regina**; School: **Health Sciences**; Program: **Dental Assisting**; Credential: **CERT**; Program Type: **Base**

Number of Respondents:
49

Class of Graduates
2017-18

School
Health Sciences

Campus
Regina

Program
Dental Assisting

Credential
CERT

Base/Con Ed/Brokered
Base

Indigenous
All

Overall Employment

Available Workforce	# of Grads Employed	Employment Rate	# of Full-time Employed	Full-time Employment Rate
46	46	100%	42	91%

Training Related Employment

Available Workforce	# of Grads Employed	Employment Rate	# of Full-time Employed Grads	Full-time Employment Rate
46	42	91%	40	87%

Location of Employment

Saskatoon	Regina	Moose Jaw	Prince Albert	Elsewhere in Sask	Outside Sask
24%	51%	0%	2%	18%	4%

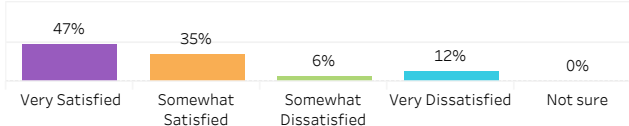
Average Annual Salary

Overall (\$)	45,416
Full-time Training Related (\$)	47,205

Salary by Location

	Overall (\$)	Full-time Training Related (\$)
Saskatoon	47,131	47,131
Regina	45,643	47,515
Prince Albert	59,296	59,296
Elsewhere in SK	40,014	44,161
Alberta	44,800	44,800

Overall Satisfaction with Program



Satisfaction with Sask Polytech

Satisfied with the decision to attend Sask Polytech	Recommend program to others	Recommend Sask Polytech to others
94%	85%	96%

Satisfaction with Campus Facilities & Services

■ Satisfied
 ■ Dissatisfied
 ■ Not sure

Campus facilities



Campus activities



Instruction delivered



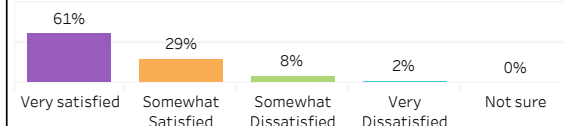
Student support services



Educational experience




Relevance of Program to Field of Employment

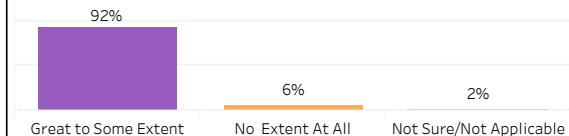


Program Benefits

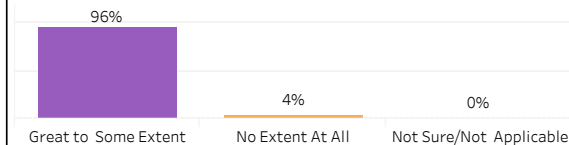
Skills and knowledge relevant in the workplace



Improved earning potential



Improved employment opportunities



Location of Current Residence

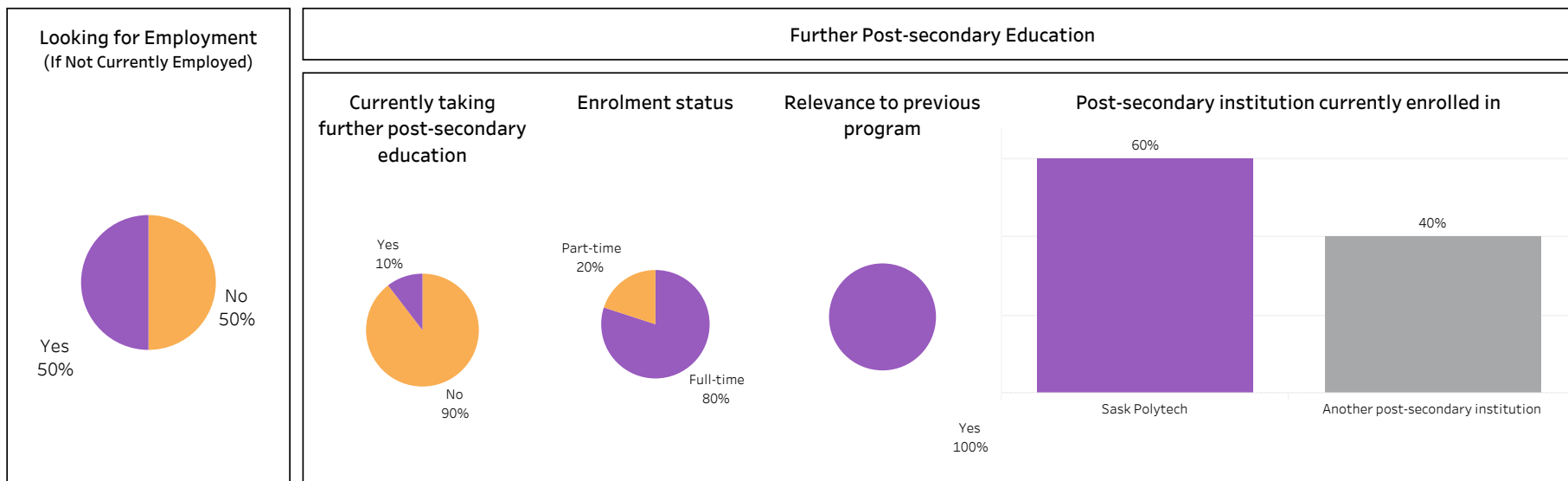
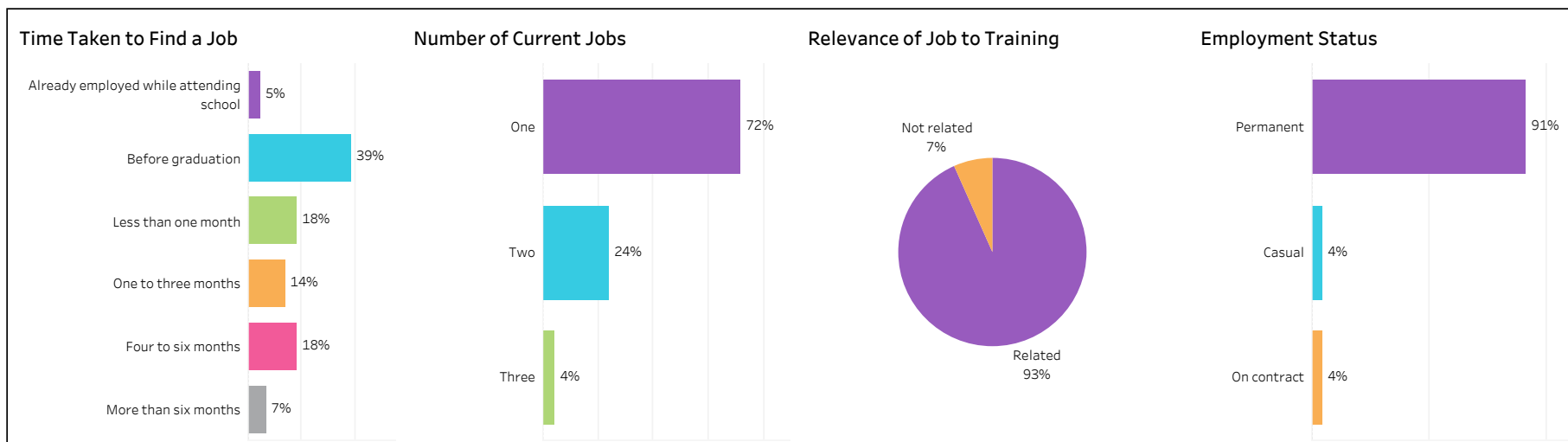
Saskatoon	Regina	Moose Jaw	Prince Albert	Elsewhere in Sask	Outside Sask
20%	55%	2%	4%	14%	4%



2017-18 Graduate Follow-up Survey

Campus: **Regina**; School: **Health Sciences**; Program: **Dental Assisting**; Credential: **CERT**; Program Type: **Base**

Number of Respondents:
49





2017-18 Graduate Follow-up Survey

Campus: **Regina**; School: **Health Sciences**; Program: **Dental Hygiene**; Credential: **DIP**;
Program Type: **Base**

Number of Respondents:
17

Class of Graduates
2017-18

School
Health Sciences

Campus
Regina

Program
Dental Hygiene

Credential
DIP

Base/Con Ed/Brokered
Base

Indigenous
All

Overall Employment

Available Workforce	# of Grads Employed	Employment Rate	# of Full-time Employed	Full-time Employment Rate
17	17	100%	13	76%

Training Related Employment

Available Workforce	# of Grads Employed	Employment Rate	# of Full-time Employed Grads	Full-time Employment Rate
17	17	100%	13	76%

Location of Employment

Saskatoon	Regina	Moose Jaw	Prince Albert	Elsewhere in Sask	Outside Sask
6%	29%	0%	6%	18%	41%

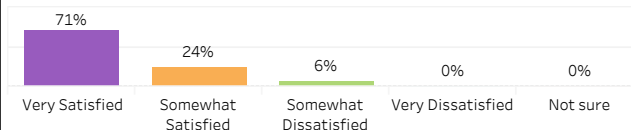
Average Annual Salary

Overall (\$)	71,593
Full-time Training Related (\$)	77,580

Salary by Location

	Overall (\$)	Full-time Training Related (\$)
Saskatoon	82,992	82,992
Regina	71,959	71,959
Prince Albert	70,980	70,980
Elsewhere in SK	76,119	76,119
Alberta	80,444	94,640
British Columbia	45,760	
Manitoba	79,369	79,369
Ontario	30,940	

Overall Satisfaction with Program



Satisfaction with Sask Polytech

Satisfied with the decision to attend Sask Polytech	Recommend program to others	Recommend Sask Polytech to others
94%	88%	94%

Satisfaction with Campus Facilities & Services

■ Satisfied
 ■ Dissatisfied
 ■ Not sure

Campus facilities



Campus activities



Instruction delivered



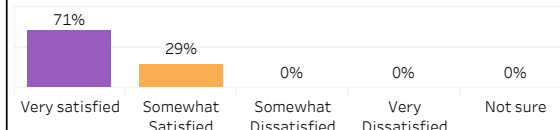
Student support services



Educational experience




Relevance of Program to Field of Employment

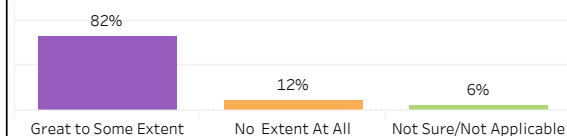


Program Benefits

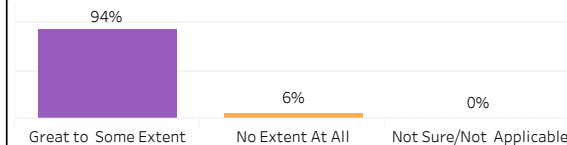
Skills and knowledge relevant in the workplace



Improved earning potential



Improved employment opportunities



Location of Current Residence

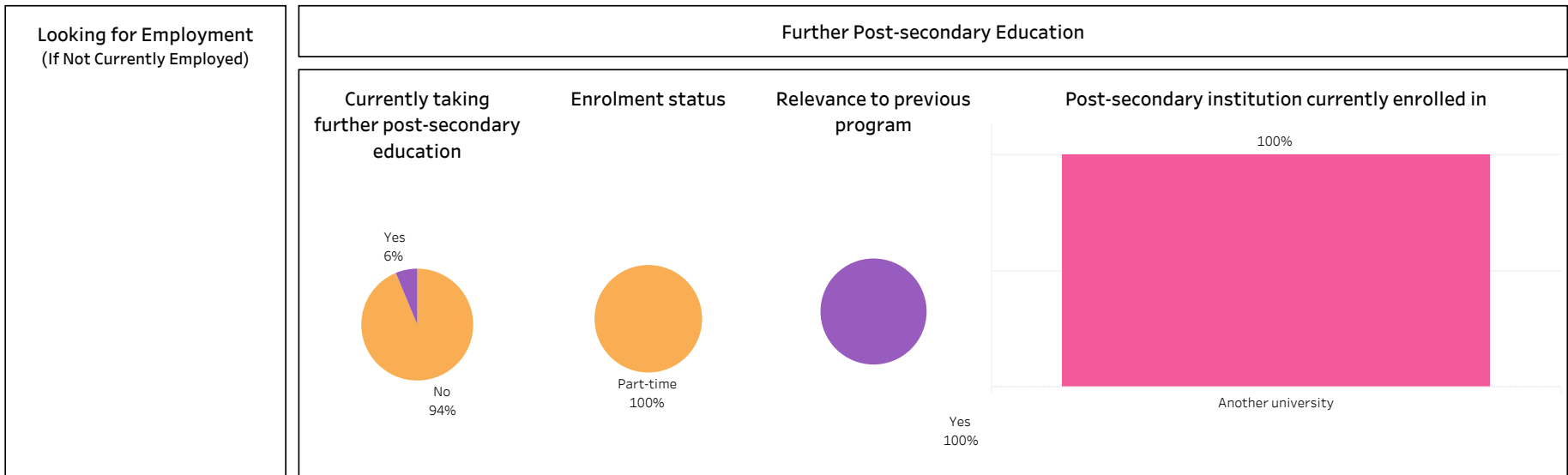
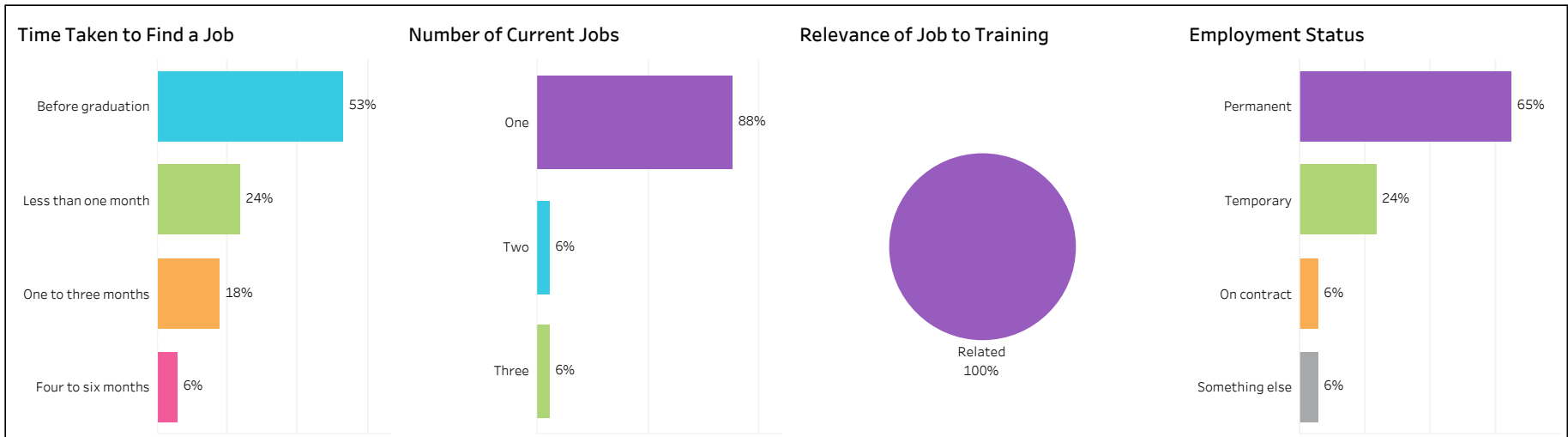
Saskatoon	Regina	Moose Jaw	Prince Albert	Elsewhere in Sask	Outside Sask
6%	29%	6%	6%	12%	41%



2017-18 Graduate Follow-up Survey

Campus: **Regina**; School: **Health Sciences**; Program: **Dental Hygiene**; Credential: **DIP**;
Program Type: **Base**

Number of Respondents:
17





2017-18 Graduate Follow-up Survey

Campus: **Regina**; School: **Health Sciences**; Program: **Health Information Management**; Credential: **DIP**; Program Type: **Base**

Number of Respondents: 8

Class of Graduates
2017-18

School
Health Sciences

Campus
Regina

Program
Health Information Ma..

Credential
DIP

Base/Con Ed/Brokered
Base

Indigenous
All

Overall Employment

Available Workforce	# of Grads Employed	Employment Rate	# of Full-time Employed	Full-time Employment Rate
7	6	86%	6	86%

Training Related Employment

Available Workforce	# of Grads Employed	Employment Rate	# of Full-time Employed Grads	Full-time Employment Rate
7	5	71%	5	71%

Location of Employment

Saskatoon	Regina	Moose Jaw	Prince Albert	Elsewhere in Sask	Outside Sask
17%	67%	0%	0%	0%	17%

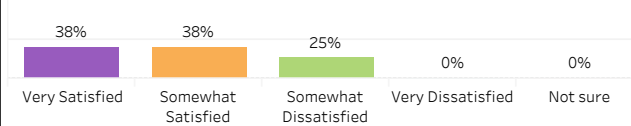
Average Annual Salary

Overall (\$)	172,419
Full-time Training Related (\$)	172,419

Salary by Location

	Overall (\$)	Full-time Training Related (\$)
Saskatoon		
Regina	209,850	209,850
Alberta	60,128	60,128

Overall Satisfaction with Program



Satisfaction with Sask Polytech

Satisfied with the decision to attend Sask Polytech	Recommend program to others	Recommend Sask Polytech to others
100%	67%	83%

Satisfaction with Campus Facilities & Services

■ Satisfied
 ■ Dissatisfied
 ■ Not sure

Campus facilities



Campus activities



Instruction delivered



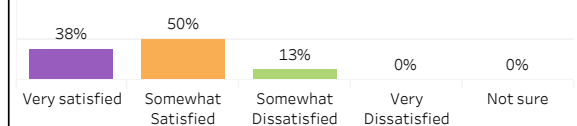
Student support services



Educational experience




Relevance of Program to Field of Employment




Program Benefits

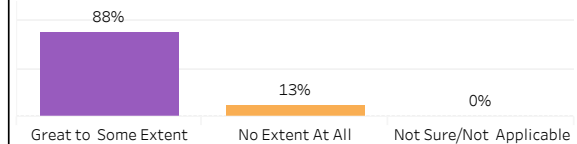
Skills and knowledge relevant in the workplace



Improved earning potential



Improved employment opportunities



Location of Current Residence

Regina	Prince Albert	Elsewhere in Sask	Outside Sask
63%	13%	13%	13%

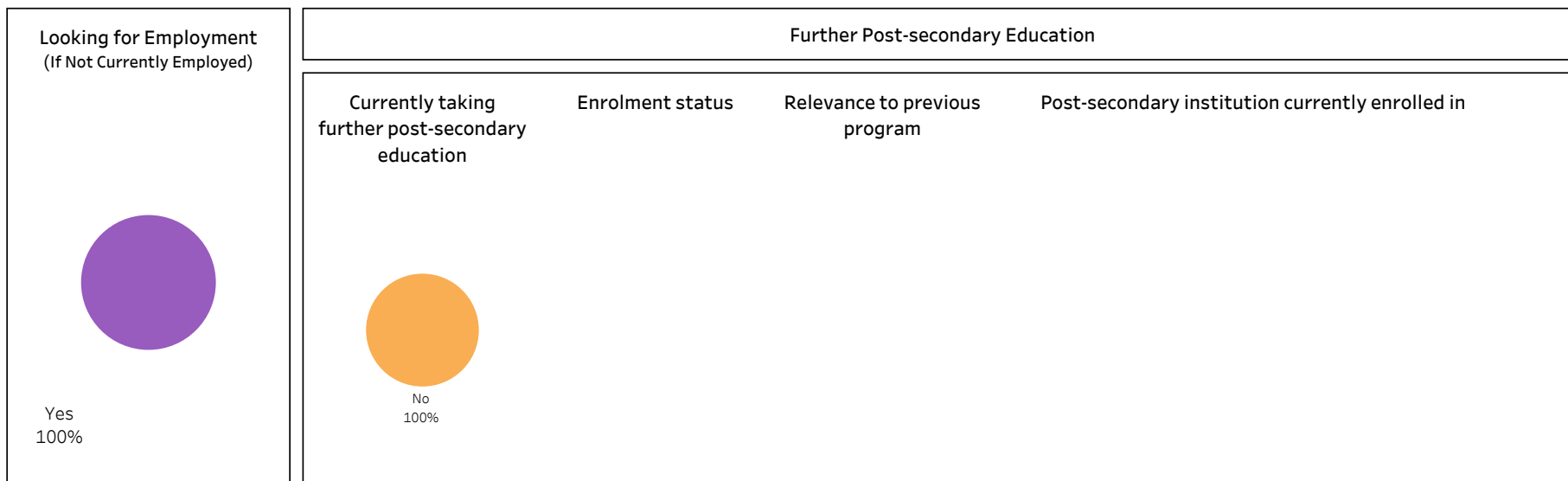
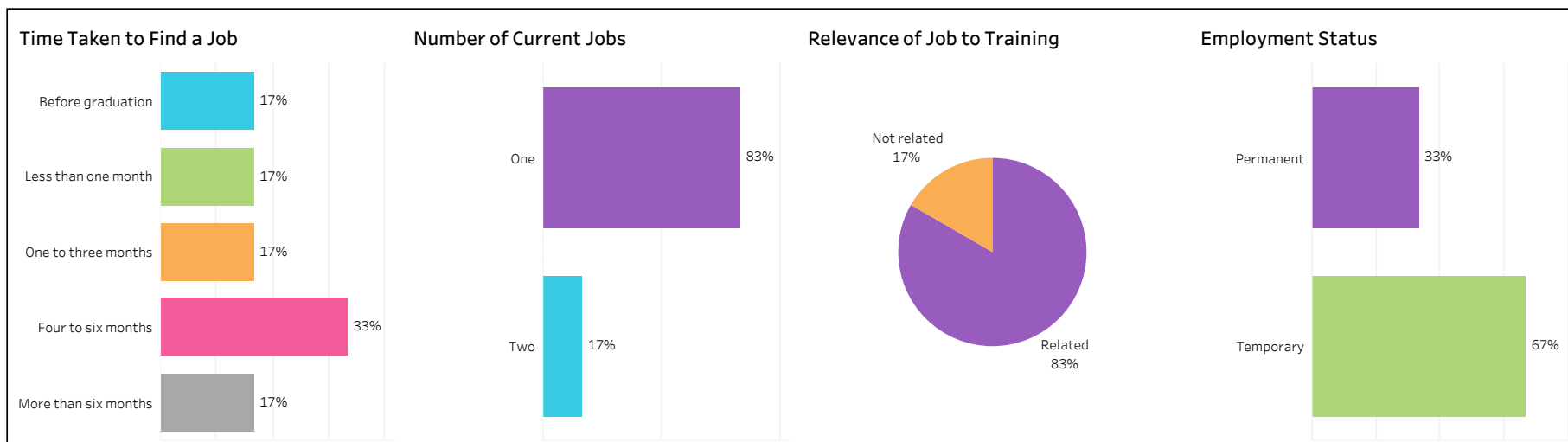


2017-18 Graduate Follow-up Survey

Campus: **Regina**; School: **Health Sciences**; Program: **Health Information Management**;

Credential: **DIP**; Program Type: **Base**

Number of Respondents:
8





2017-18 Graduate Follow-up Survey

Campus: **Regina**; School: **Health Sciences**; Program: **Health Information Management**; Credential: **DIP**; Program Type: **Con Ed - Sask Polytech Delivered**

Number of Respondents: 4

Class of Graduates
2017-18

School
Health Sciences

Campus
Regina

Program
Health Information Ma..

Credential
DIP

Base/Con Ed/Brokered
Con Ed - Sask Polytech Delivered

Indigenous
All

Overall Employment

Available Workforce	# of Grads Employed	Employment Rate	# of Full-time Employed	Full-time Employment Rate
4	4	100%	3	75%

Training Related Employment

Available Workforce	# of Grads Employed	Employment Rate	# of Full-time Employed Grads	Full-time Employment Rate
4	4	100%	3	75%

Location of Employment

Saskatoon	Regina	Moose Jaw	Prince Albert	Elsewhere in Sask	Outside Sask
50%	0%	0%	0%	50%	0%

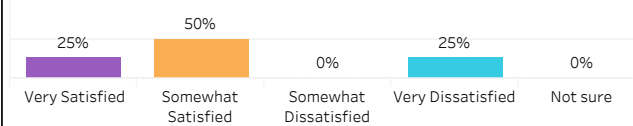
Average Annual Salary

Overall (\$)	44,550
Full-time Training Related (\$)	52,079

Salary by Location

	Overall (\$)	Full-time Training Related (\$)
Saskatoon	36,332	50,700
Elsewhere in SK	52,768	52,768

Overall Satisfaction with Program



Satisfaction with Sask Polytech

Satisfied with the decision to attend Sask Polytech	Recommend program to others	Recommend Sask Polytech to others
50%	25%	75%

Satisfaction with Campus Facilities & Services

■ Satisfied
 ■ Dissatisfied
 ■ Not sure

Campus facilities



Campus activities



Instruction delivered



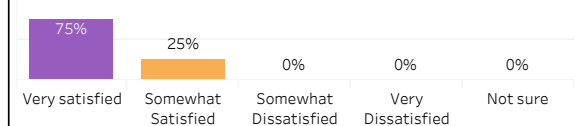
Student support services



Educational experience




Relevance of Program to Field of Employment




Program Benefits


Skills and knowledge relevant in the workplace



Improved earning potential



Improved employment opportunities



Location of Current Residence

Saskatoon	Elsewhere in Sask
25%	75%

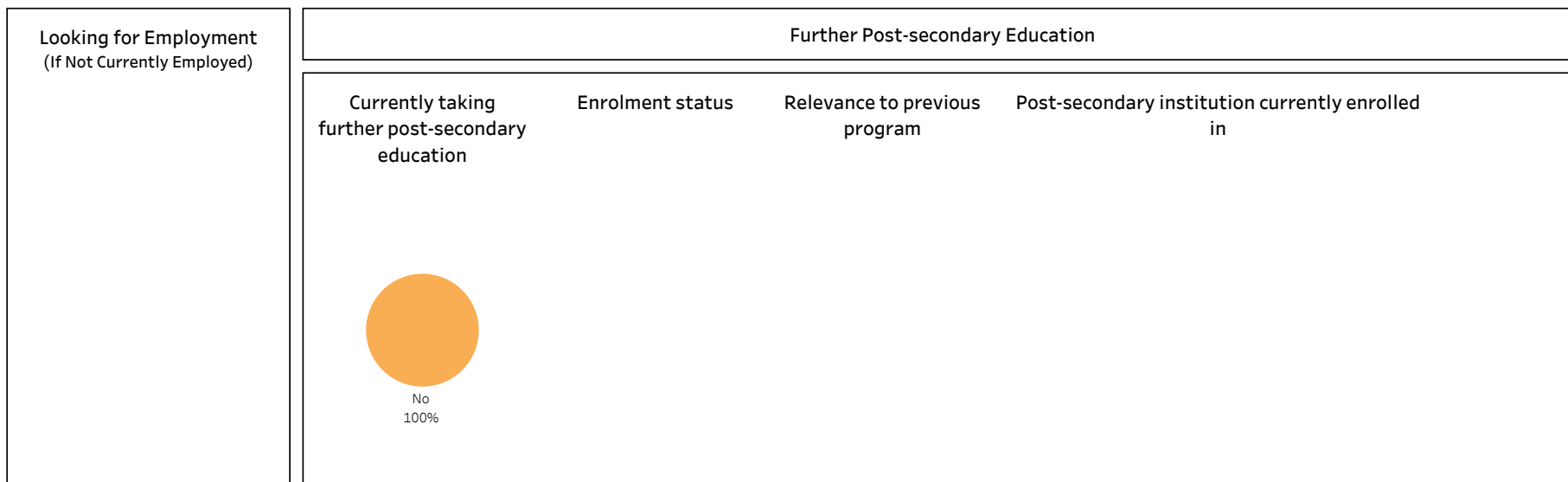
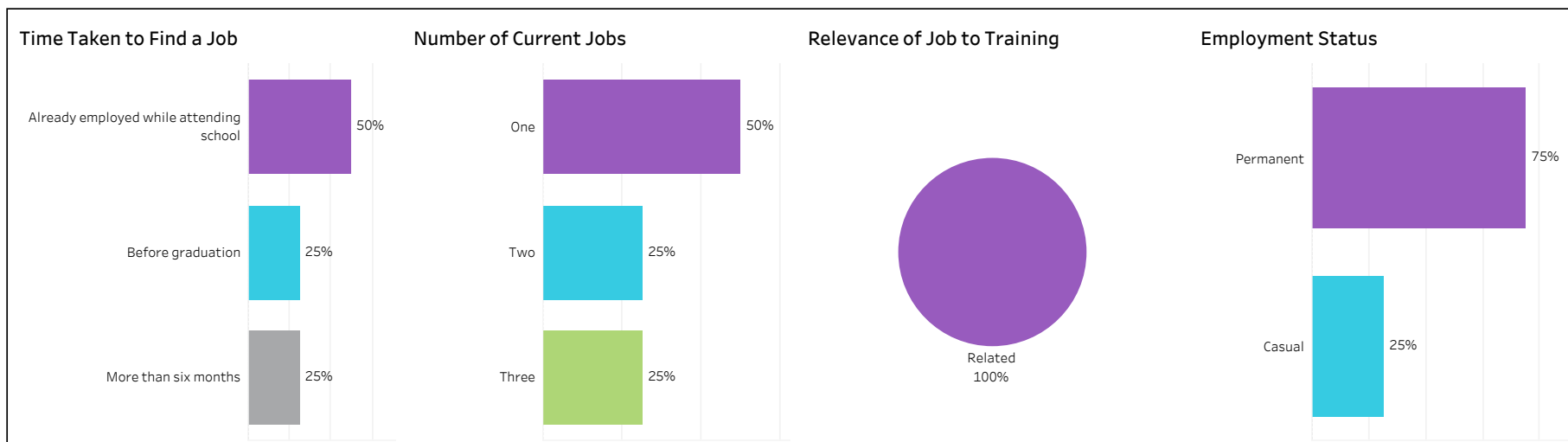


2017-18 Graduate Follow-up Survey

Campus: **Regina**; School: **Health Sciences**; Program: **Health Information Management**;

Credential: **DIP**; Program Type: **Con Ed - Sask Polytech Delivered**

Number of Respondents:
4





2017-18 Graduate Follow-up Survey

Campus: **Saskatoon**; School: **Health Sciences**; Program: **Medical Laboratory Assistant**; Credential: **APCERT**; Program Type: **Base**

Number of Respondents:
10

Class of Graduates
2017-18

School
Health Sciences

Campus
Saskatoon

Program
Medical Laboratory Ass..

Credential
APCERT

Base/Con Ed/Brokered
Base

Indigenous
All

Overall Employment

Available Workforce	# of Grads Employed	Employment Rate	# of Full-time Employed	Full-time Employment Rate
8	8	100%	8	100%

Training Related Employment

Available Workforce	# of Grads Employed	Employment Rate	# of Full-time Employed Grads	Full-time Employment Rate
8	5	63%	5	63%

Location of Employment

Saskatoon	Regina	Moose Jaw	Prince Albert	Elsewhere in Sask	Outside Sask
38%	13%	0%	13%	25%	13%

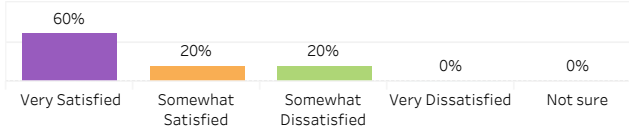
Average Annual Salary

Overall (\$)	34,260
Full-time Training Related (\$)	37,728

Salary by Location

	Overall (\$)	Full-time Training Related (\$)
Saskatoon	29,880	37,346
Regina	47,840	47,840
Prince Albert	26,000	26,000
Elsewhere in SK	38,415	43,680
British Columbia	33,774	33,774

Overall Satisfaction with Program



Satisfaction with Sask Polytech

Satisfied with the decision to attend Sask Polytech	Recommend program to others	Recommend Sask Polytech to others
100%	78%	89%

Satisfaction with Campus Facilities & Services

■ Satisfied
 ■ Dissatisfied
 ■ Not sure

Campus facilities



Campus activities



Instruction delivered



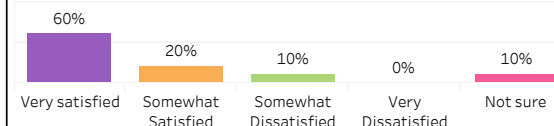
Student support services



Educational experience




Relevance of Program to Field of Employment

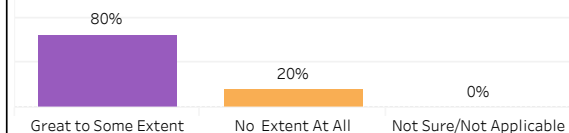


Program Benefits

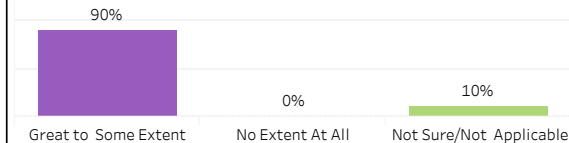
Skills and knowledge relevant in the workplace



Improved earning potential



Improved employment opportunities



Location of Current Residence

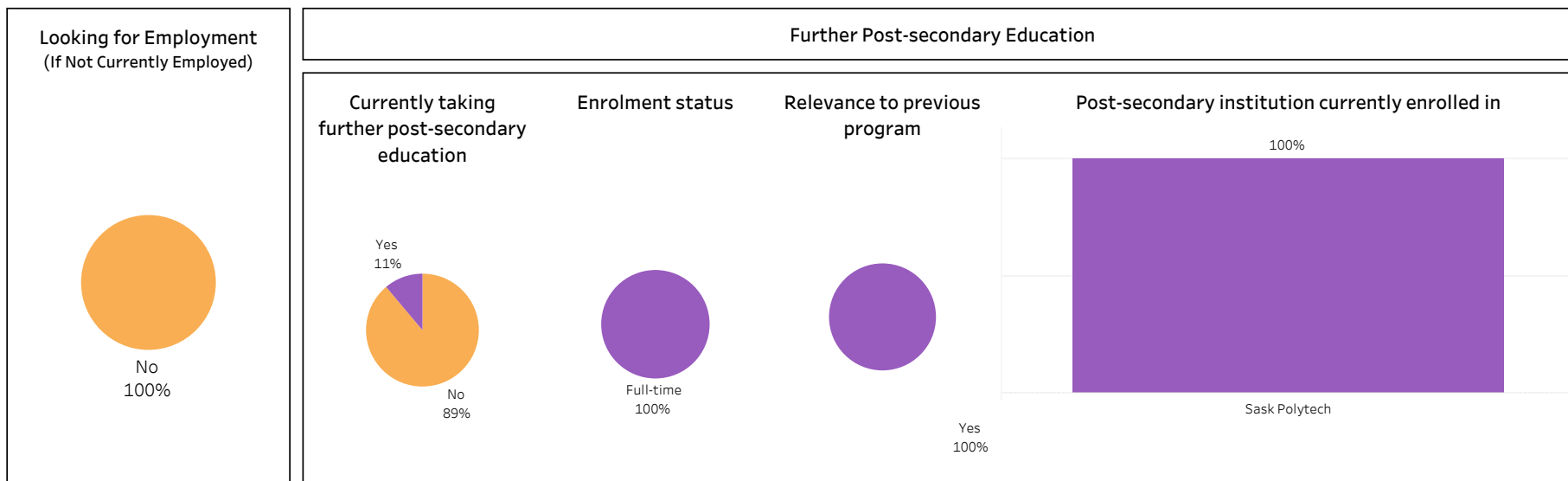
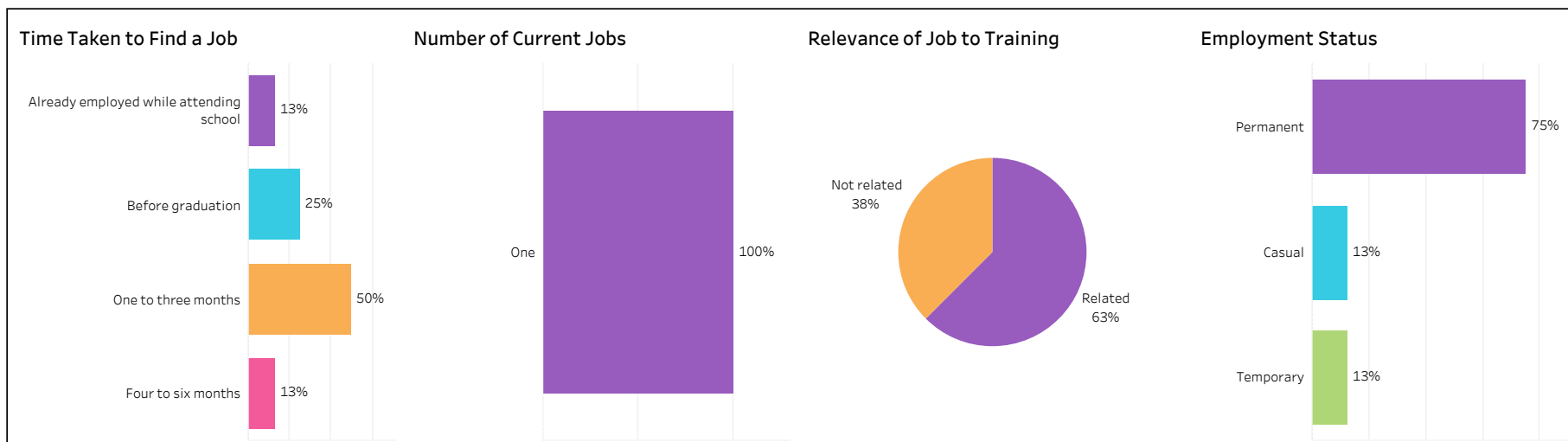
Saskatoon	Regina	Moose Jaw	Prince Albert	Elsewhere in Sask	Outside Sask
40%	10%	10%	10%	20%	10%



2017-18 Graduate Follow-up Survey

Campus: **Saskatoon**; School: **Health Sciences**; Program: **Medical Laboratory Assistant**; Credential: **APCERT**; Program Type: **Base**

Number of Respondents:
10





2017-18 Graduate Follow-up Survey

Campus: **Saskatoon**; School: **Health Sciences**; Program: **Medical Laboratory Technology**; Credential: **DIP**; Program Type: **Base**

Number of Respondents:
10

Class of Graduates
2017-18

School
Health Sciences

Campus
Saskatoon

Program
Medical Laboratory Tec..

Credential
DIP

Base/Con Ed/Brokered
Base

Indigenous
All

Overall Employment

Available Workforce	# of Grads Employed	Employment Rate	# of Full-time Employed	Full-time Employment Rate
10	10	100%	9	90%

Training Related Employment

Available Workforce	# of Grads Employed	Employment Rate	# of Full-time Employed Grads	Full-time Employment Rate
10	10	100%	9	90%

Location of Employment

Saskatoon	Regina	Moose Jaw	Prince Albert	Elsewhere in Sask	Outside Sask
70%	20%	0%	10%	0%	0%

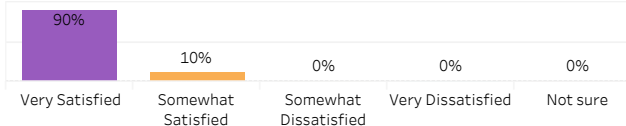
Average Annual Salary

Overall (\$)	68,143
Full-time Training Related (\$)	69,161

Salary by Location

	Overall (\$)	Full-time Training Related (\$)
Saskatoon	67,158	68,589
Regina	68,355	68,355
Prince Albert	73,632	73,632

Overall Satisfaction with Program



Satisfaction with Sask Polytech

Satisfied with the decision to attend Sask Polytech	Recommend program to others	Recommend Sask Polytech to others
100%	100%	100%

Satisfaction with Campus Facilities & Services

■ Satisfied
 ■ Dissatisfied
 ■ Not sure

Campus facilities



Campus activities



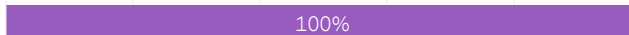
Instruction delivered



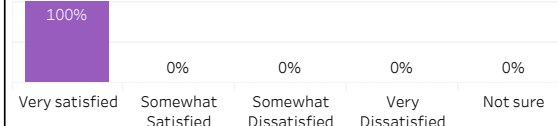
Student support services



Educational experience

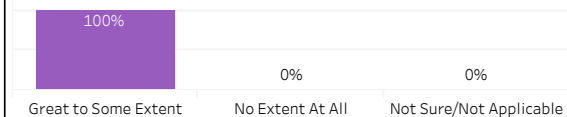


Relevance of Program to Field of Employment

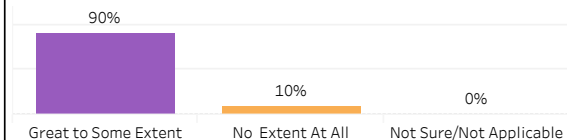


Program Benefits

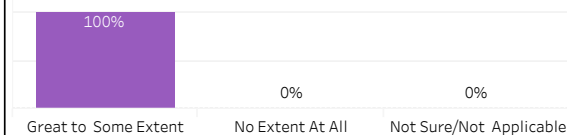
Skills and knowledge relevant in the workplace



Improved earning potential



Improved employment opportunities



Location of Current Residence

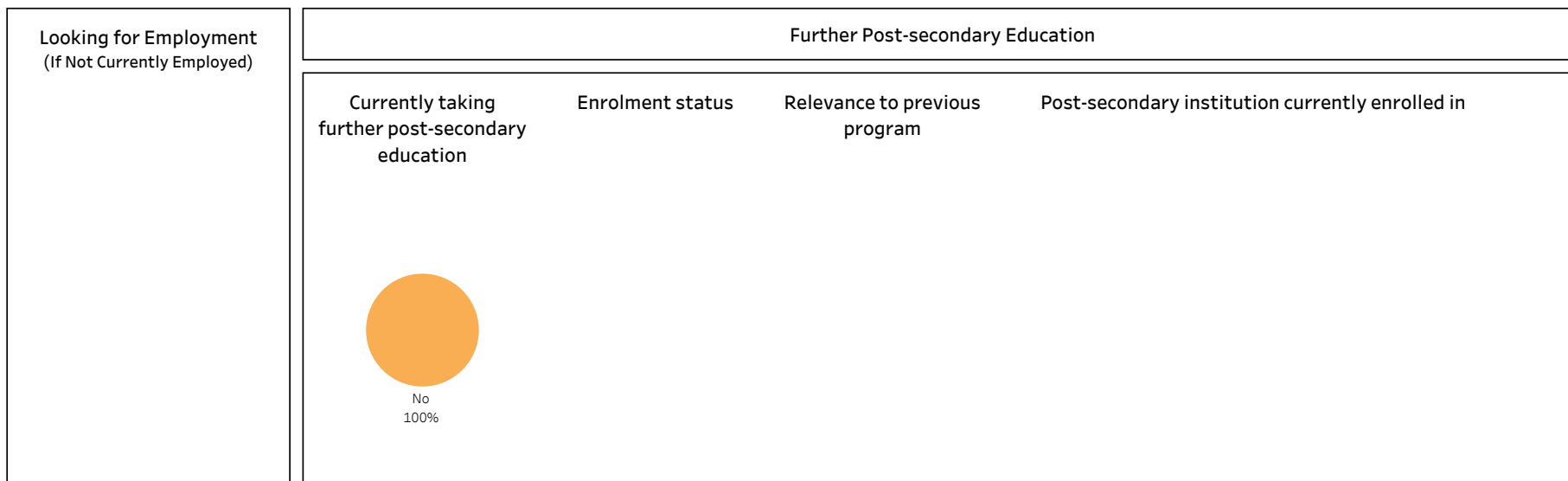
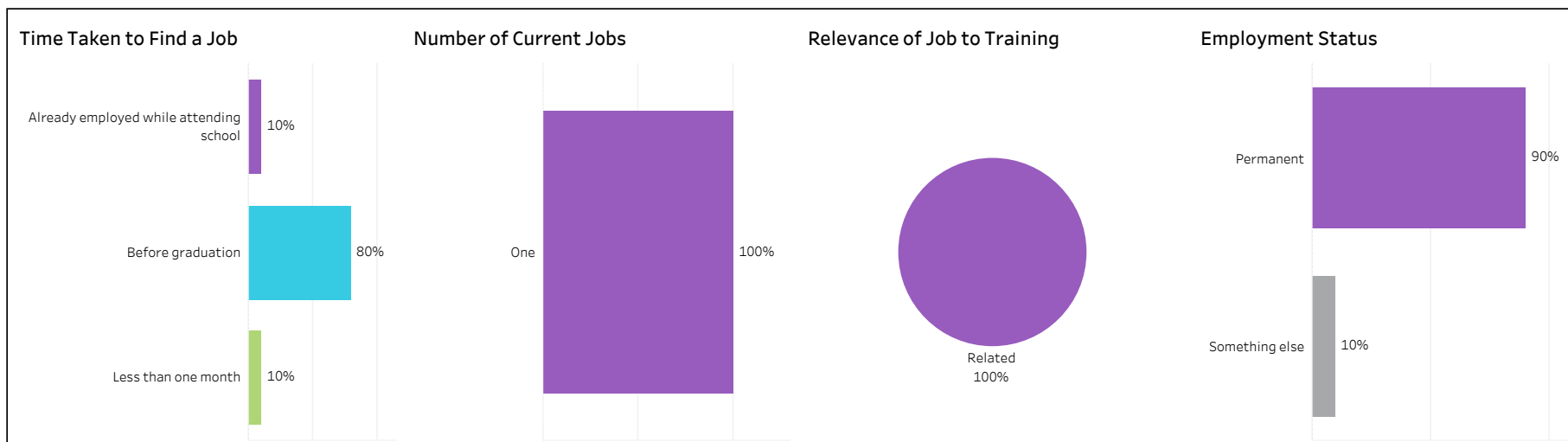
Saskatoon	Regina	Prince Albert
70%	20%	10%



2017-18 Graduate Follow-up Survey

Campus: **Saskatoon**; School: **Health Sciences**; Program: **Medical Laboratory Technology**; Credential: **DIP**; Program Type: **Base**

Number of Respondents:
10





2017-18 Graduate Follow-up Survey

Campus: **Saskatoon**; School: **Health Sciences**; Program: **Medical Radiologic Technology**; Credential: **DIP**; Program Type: **Base**

Number of Respondents:
12

Class of Graduates
2017-18

School
Health Sciences

Campus
Saskatoon

Program
Medical Radiologic Tech..

Credential
DIP

Base/Con Ed/Brokered
Base

Indigenous
All

Overall Employment

Available Workforce	# of Grads Employed	Employment Rate	# of Full-time Employed	Full-time Employment Rate
12	11	92%	11	92%

Training Related Employment

Available Workforce	# of Grads Employed	Employment Rate	# of Full-time Employed Grads	Full-time Employment Rate
12	11	92%	11	92%

Location of Employment

Saskatoon	Regina	Moose Jaw	Prince Albert	Elsewhere in Sask	Outside Sask
36%	55%	0%	0%	0%	9%

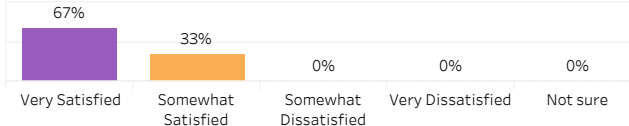
Average Annual Salary

Overall (\$)	76,281
Full-time Training Related (\$)	76,281

Salary by Location

	Overall (\$)	Full-time Training Related (\$)
Saskatoon	77,449	77,449
Regina	75,456	75,456
Alberta	76,565	76,565

Overall Satisfaction with Program



Satisfaction with Sask Polytech

Satisfied with the decision to attend Sask Polytech	Recommend program to others	Recommend Sask Polytech to others
100%	100%	100%

Satisfaction with Campus Facilities & Services

■ Satisfied
 ■ Dissatisfied
 ■ Not sure

Campus facilities



Campus activities



Instruction delivered



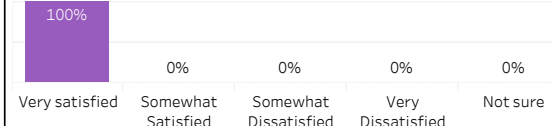
Student support services



Educational experience

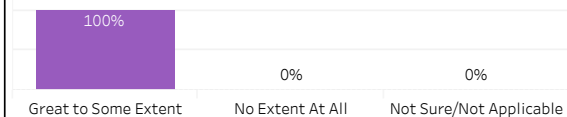


Relevance of Program to Field of Employment

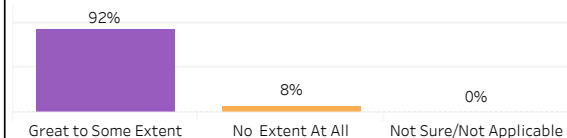


Program Benefits

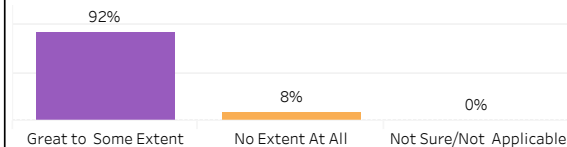
Skills and knowledge relevant in the workplace



Improved earning potential



Improved employment opportunities



Location of Current Residence

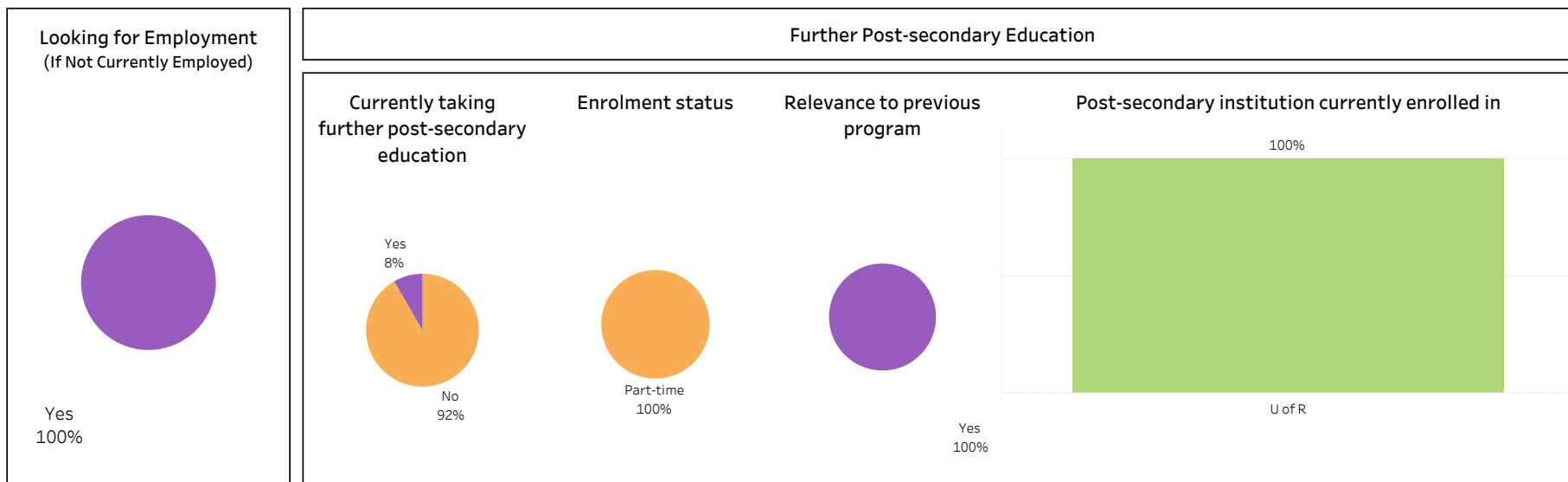
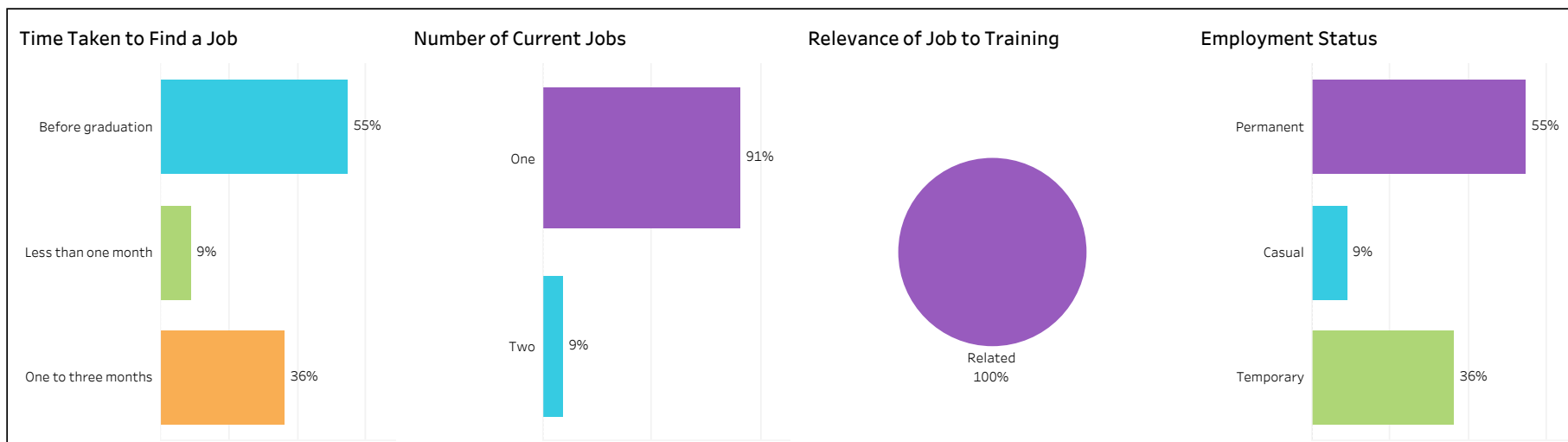
Saskatoon	Regina	Elsewhere in Sask
42%	42%	17%



2017-18 Graduate Follow-up Survey

Campus: **Saskatoon**; School: **Health Sciences**; Program: **Medical Radiologic Technology**; Credential: **DIP**; Program Type: **Base**

Number of Respondents:
12





2017-18 Graduate Follow-up Survey

Campus: **Saskatoon**; School: **Health Sciences**; Program: **Phlebotomy**; Credential: **APCERT**; Program Type: **Con Ed - Sask Polytech Delivered**

Number of Respondents:
14

Class of Graduates
2017-18

School
Health Sciences

Campus
Saskatoon

Program
Phlebotomy

Credential
APCERT

Base/Con Ed/Brokered
Con Ed - Sask Polytech Delivered

Indigenous
All

Overall Employment

Available Workforce	# of Grads Employed	Employment Rate	# of Full-time Employed	Full-time Employment Rate
13	11	85%	9	69%

Training Related Employment

Available Workforce	# of Grads Employed	Employment Rate	# of Full-time Employed Grads	Full-time Employment Rate
13	8	62%	7	54%

Location of Employment

Saskatoon	Regina	Moose Jaw	Prince Albert	Elsewhere in Sask	Outside Sask
73%	9%	0%	0%	18%	0%

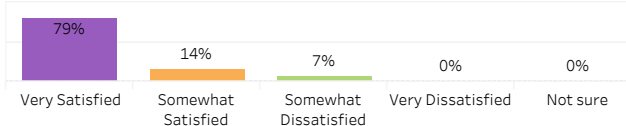
Average Annual Salary

Overall (\$)	39,024
Full-time Training Related (\$)	32,429

Salary by Location

	Overall (\$)	Full-time Training Related (\$)
Saskatoon	31,733	31,733
Regina	76,211	
Elsewhere in SK	42,304	36,608

Overall Satisfaction with Program



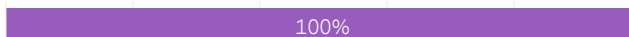
Satisfaction with Sask Polytech

Satisfied with the decision to attend Sask Polytech	Recommend program to others	Recommend Sask Polytech to others
100%	100%	100%

Satisfaction with Campus Facilities & Services

■ Satisfied
 ■ Dissatisfied
 ■ Not sure

Campus facilities



Campus activities



Instruction delivered



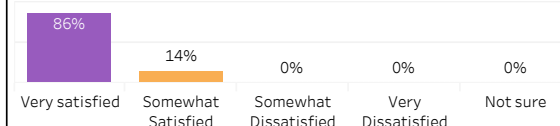
Student support services



Educational experience




Relevance of Program to Field of Employment

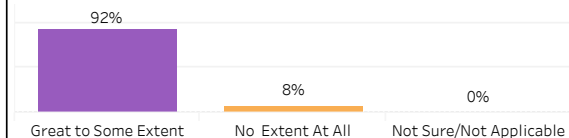


Program Benefits

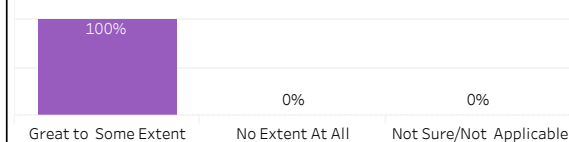
Skills and knowledge relevant in the workplace



Improved earning potential



Improved employment opportunities



Location of Current Residence

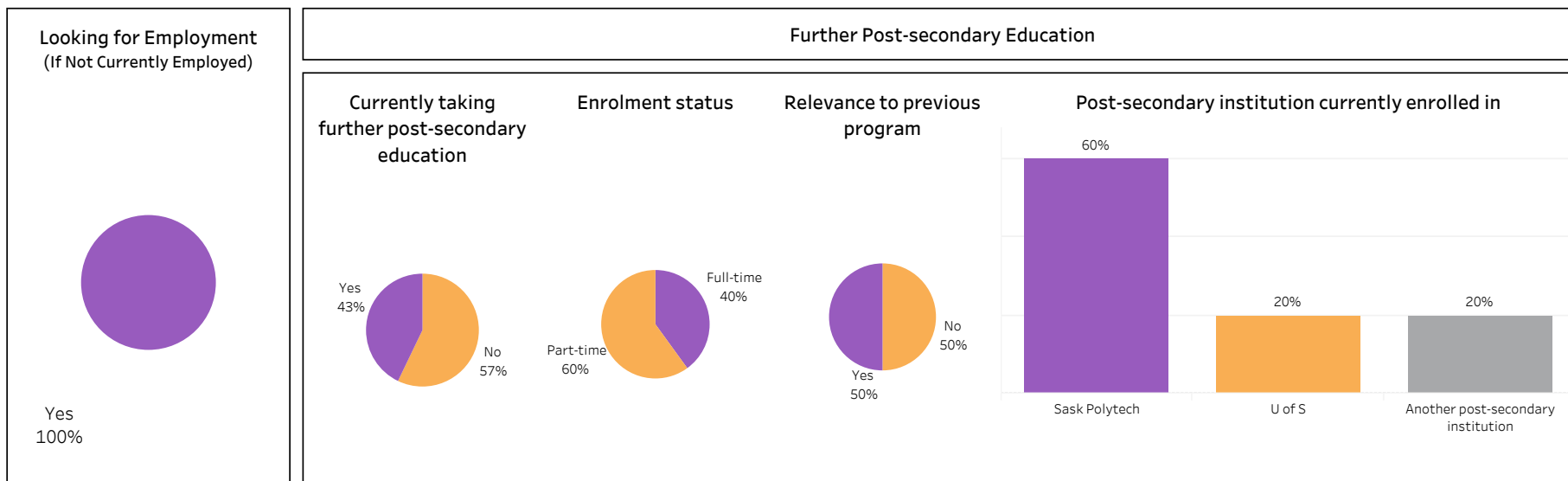
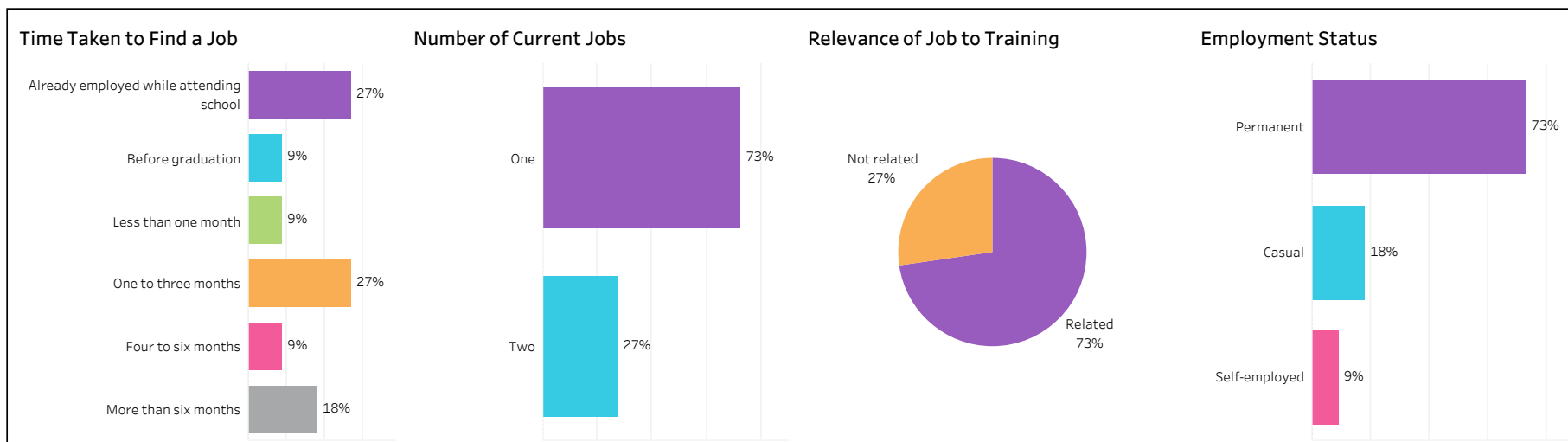
Saskatoon	Regina	Elsewhere in Sask
79%	7%	14%



2017-18 Graduate Follow-up Survey

Campus: **Saskatoon**; School: **Health Sciences**; Program: **Phlebotomy**; Credential: **APCERT**; Program Type: **Con Ed - Sask Polytech Delivered**

Number of Respondents:
14





2017-18 Graduate Follow-up Survey

Campus: **Regina**; School: **Health Sciences**; Program: **Primary Care Paramedic**;
Credential: **CERT**; Program Type: **Base**

Number of Respondents:
30

Class of Graduates
2017-18

School
Health Sciences

Campus
Regina

Program
Primary Care Paramedic

Credential
CERT

Base/Con Ed/Brokered
Base

Indigenous
All

Overall Employment

Available Workforce	# of Grads Employed	Employment Rate	# of Full-time Employed	Full-time Employment Rate
28	26	93%	18	64%

Training Related Employment

Available Workforce	# of Grads Employed	Employment Rate	# of Full-time Employed Grads	Full-time Employment Rate
28	22	79%	15	54%

Location of Employment

Saskatoon	Regina	Moose Jaw	Prince Albert	Elsewhere in Sask	Outside Sask
0%	31%	4%	0%	62%	4%

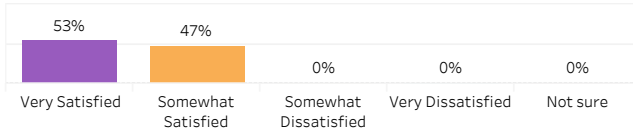
Average Annual Salary

Overall (\$)	70,986
Full-time Training Related (\$)	80,103

Salary by Location

	Overall (\$)	Full-time Training Related (\$)
Regina	51,973	60,983
Moose Jaw	58,240	58,240
Elsewhere in SK	83,667	88,905
Alberta		

Overall Satisfaction with Program



Satisfaction with Sask Polytech

Satisfied with the decision to attend Sask Polytech	Recommend program to others	Recommend Sask Polytech to others
97%	97%	93%

Satisfaction with Campus Facilities & Services

■ Satisfied
 ■ Dissatisfied
 ■ Not sure

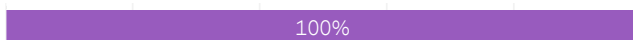
Campus facilities



Campus activities



Instruction delivered



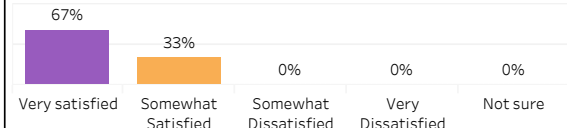
Student support services



Educational experience

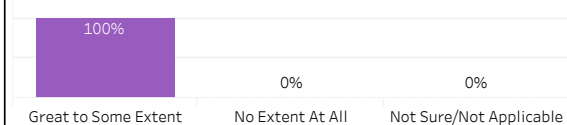


Relevance of Program to Field of Employment

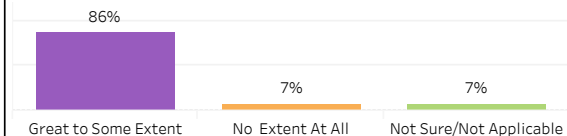


Program Benefits

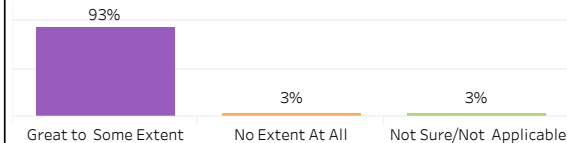
Skills and knowledge relevant in the workplace



Improved earning potential



Improved employment opportunities



Location of Current Residence

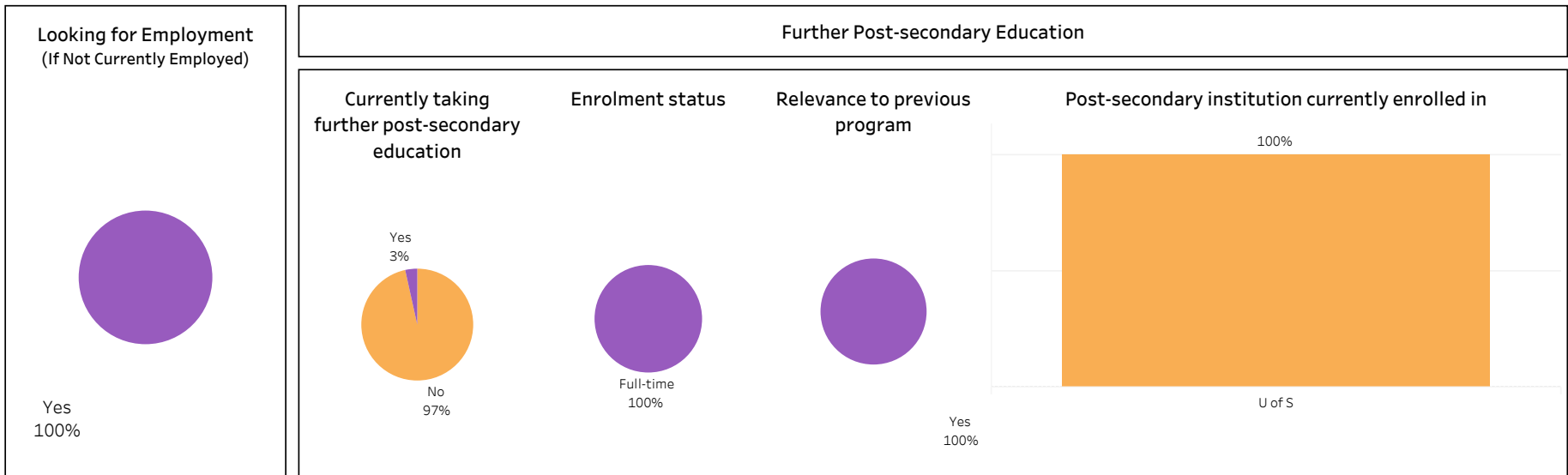
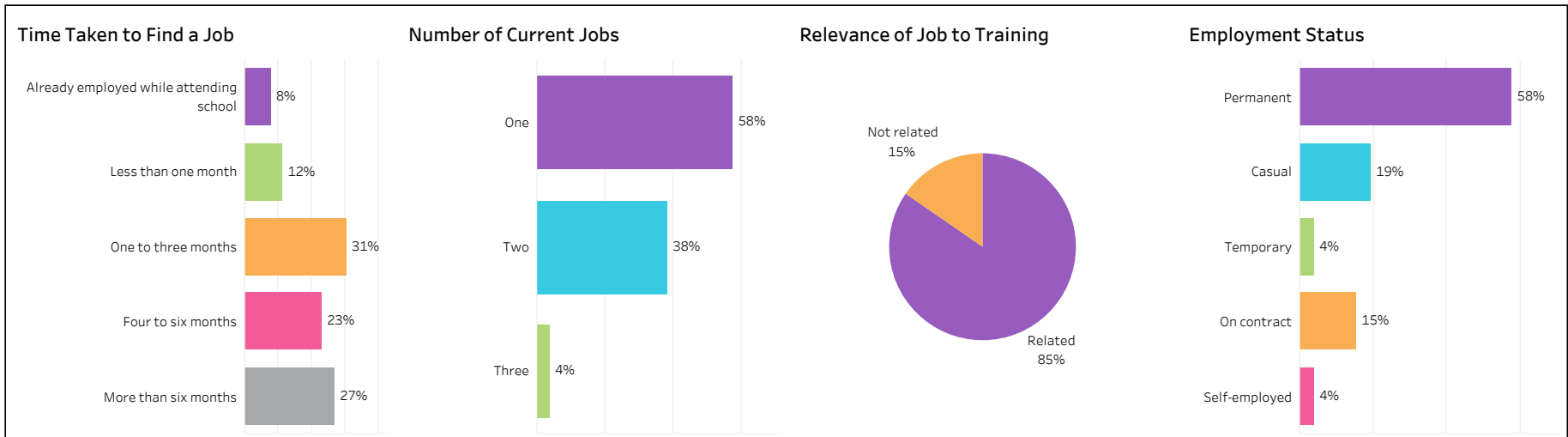
Regina	Elsewhere in Sask
77%	23%



2017-18 Graduate Follow-up Survey

Campus: **Regina**; School: **Health Sciences**; Program: **Primary Care Paramedic**;
Credential: **CERT**; Program Type: **Base**

Number of Respondents:
30





2017-18 Graduate Follow-up Survey

Campus: **Regina**; School: **Health Sciences**; Program: **Primary Care Paramedic**;
Credential: **CERT**; Program Type: **Con Ed - Sask Polytech Delivered**

Number of Respondents:
1

Class of Graduates
2017-18

School
Health Sciences

Campus
Regina

Program
Primary Care Paramedic

Credential
CERT

Base/Con Ed/Brokered
Con Ed - Sask Polytech Delivered

Indigenous
All

Overall Employment

Available Workforce	# of Grads Employed	Employment Rate	# of Full-time Employed	Full-time Employment Rate
1	1	100%	1	100%

Training Related Employment

Available Workforce	# of Grads Employed	Employment Rate	# of Full-time Employed Grads	Full-time Employment Rate
1	1	100%	1	100%

Location of Employment

Saskatoon	Regina	Moose Jaw	Prince Albert	Elsewhere in Sask	Outside Sask
0%	0%	0%	0%	100%	0%

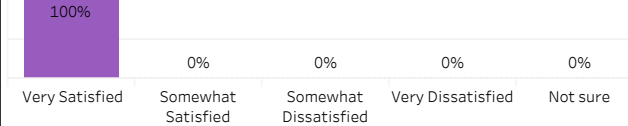
Average Annual Salary

Overall (\$)	42,000
Full-time Training Related (\$)	42,000

Salary by Location

	Overall (\$)	Full-time Training Related (\$)
Elsewhere in SK	42,000	42,000

Overall Satisfaction with Program



Satisfaction with Sask Polytech

Satisfied with the decision to attend Sask Polytech	Recommend program to others	Recommend Sask Polytech to others
100%	100%	100%

Satisfaction with Campus Facilities & Services

■ Satisfied
 ■ Dissatisfied
 ■ Not sure

Campus facilities



Campus activities



Instruction delivered



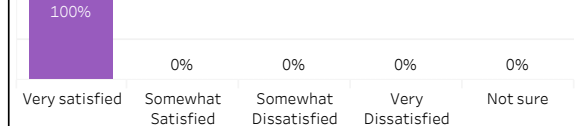
Student support services



Educational experience




Relevance of Program to Field of Employment




Program Benefits


Skills and knowledge relevant in the workplace



Improved earning potential



Improved employment opportunities



Location of Current Residence

Elsewhere in Sask
100%



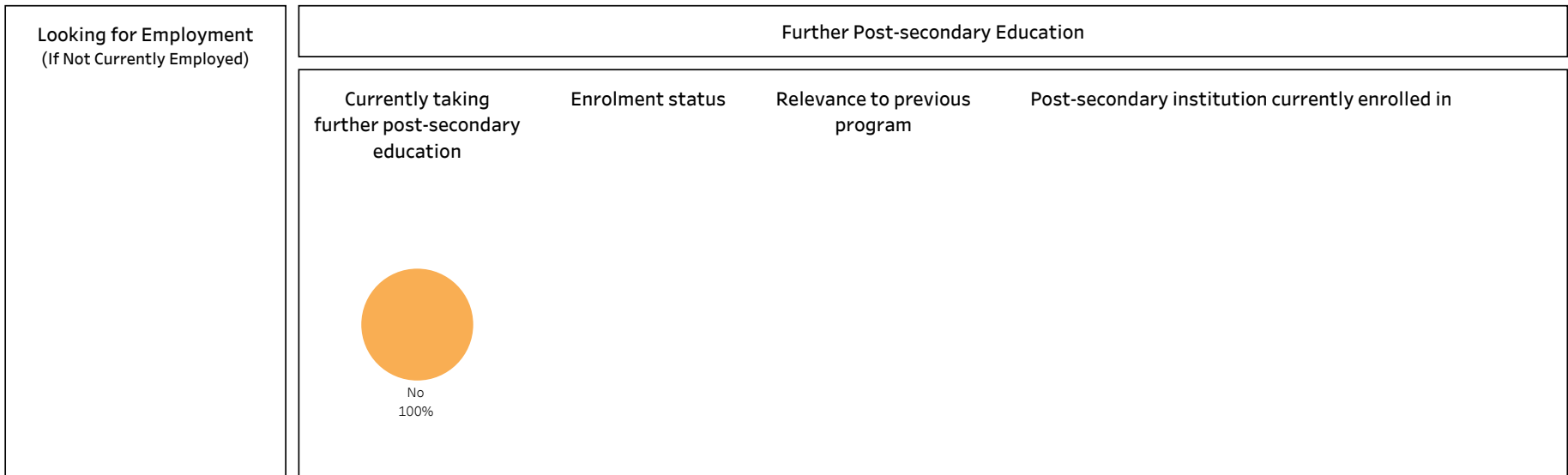
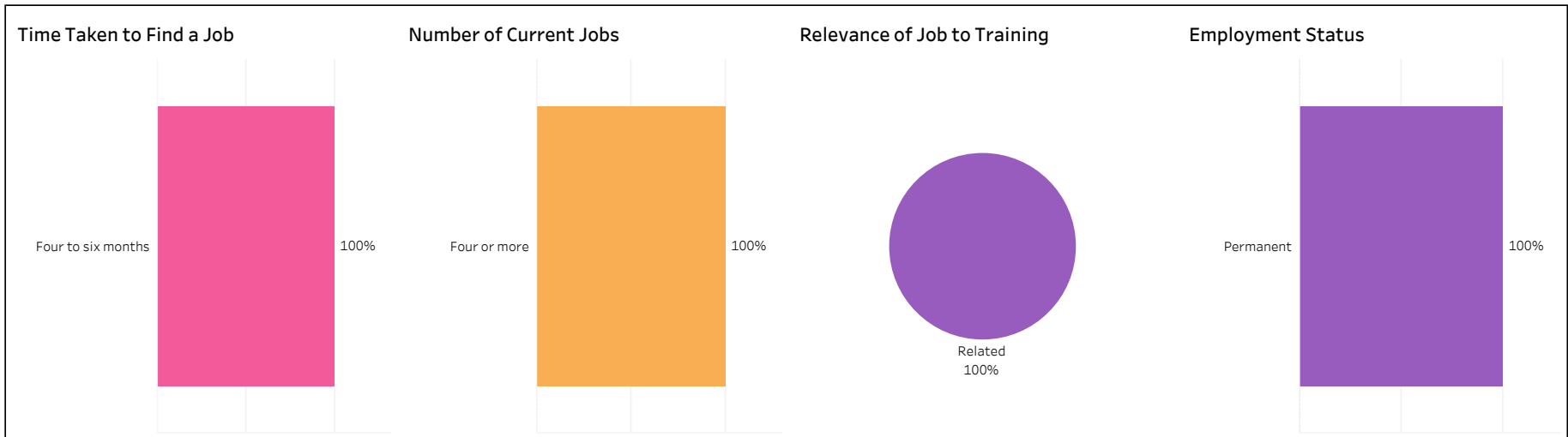
2017-18 Graduate Follow-up Survey

Campus: **Regina**; School: **Health Sciences**; Program: **Primary Care Paramedic**;

Credential: **CERT**; Program Type: **Con Ed - Sask Polytech Delivered**

Number of Respondents:

1





2017-18 Graduate Follow-up Survey

Campus: **Regina**; School: **Health Sciences**; Program: **Primary Care Paramedic**;
Credential: **CERT**; Program Type: **Con Ed - Brokered**

Number of Respondents:
9

Class of Graduates
2017-18

School
Health Sciences

Campus
Regina

Program
Primary Care Paramedic

Credential
CERT

Base/Con Ed/Brokered
Con Ed - Brokered

Indigenous
All

Overall Employment

Available Workforce	# of Grads Employed	Employment Rate	# of Full-time Employed	Full-time Employment Rate
9	9	100%	8	89%

Training Related Employment

Available Workforce	# of Grads Employed	Employment Rate	# of Full-time Employed Grads	Full-time Employment Rate
9	9	100%	8	89%

Location of Employment

Saskatoon	Regina	Moose Jaw	Prince Albert	Elsewhere in Sask	Outside Sask
0%	0%	0%	0%	100%	0%

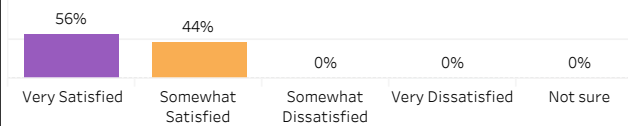
Average Annual Salary

Overall (\$)	79,482
Full-time Training Related (\$)	79,482

Salary by Location

	Overall (\$)	Full-time Training Related (\$)
Elsewhere in SK	79,482	79,482

Overall Satisfaction with Program



Satisfaction with Sask Polytech

Satisfied with the decision to attend Sask Polytech	Recommend program to others	Recommend Sask Polytech to others
100%	89%	100%

Satisfaction with Campus Facilities & Services

■ Satisfied
 ■ Dissatisfied
 ■ Not sure

Campus facilities



Campus activities



Instruction delivered



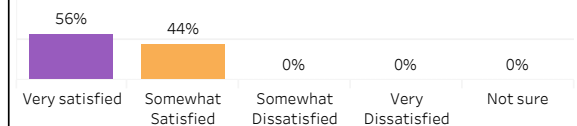
Student support services



Educational experience

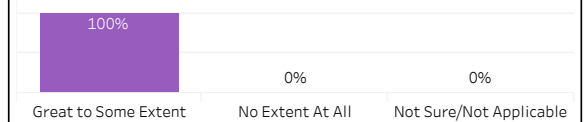


Relevance of Program to Field of Employment




Program Benefits

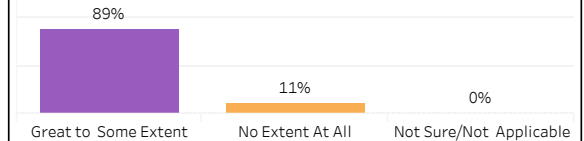
Skills and knowledge relevant in the workplace



Improved earning potential



Improved employment opportunities



Location of Current Residence

Regina	Moose Jaw	Elsewhere in Sask
11%	11%	78%

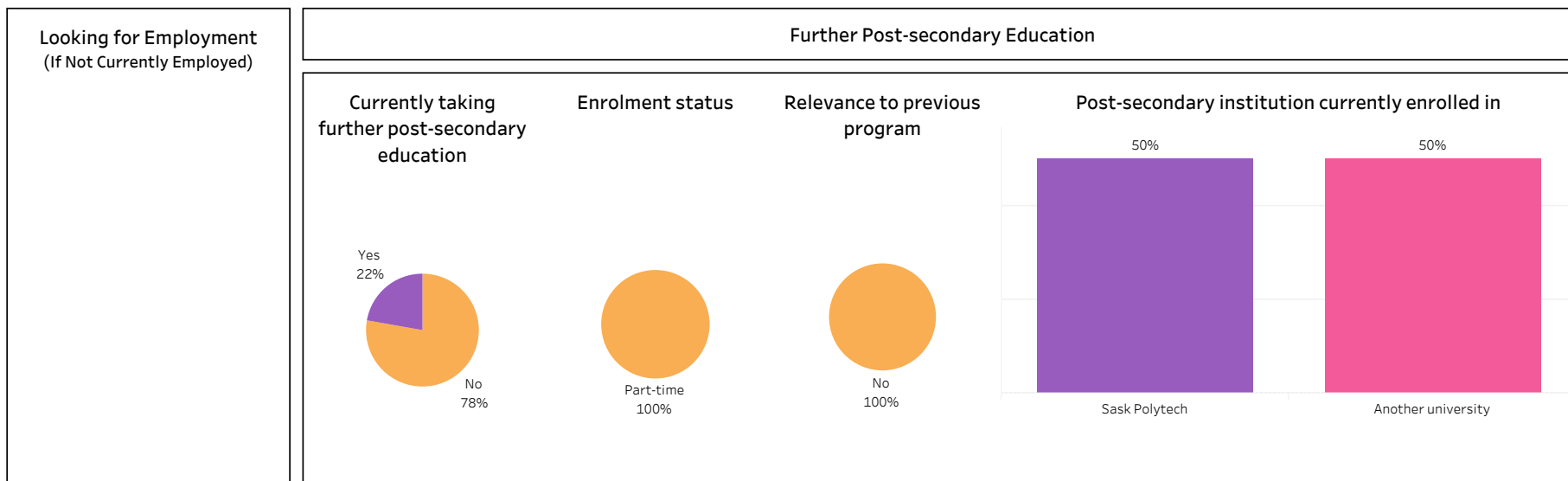
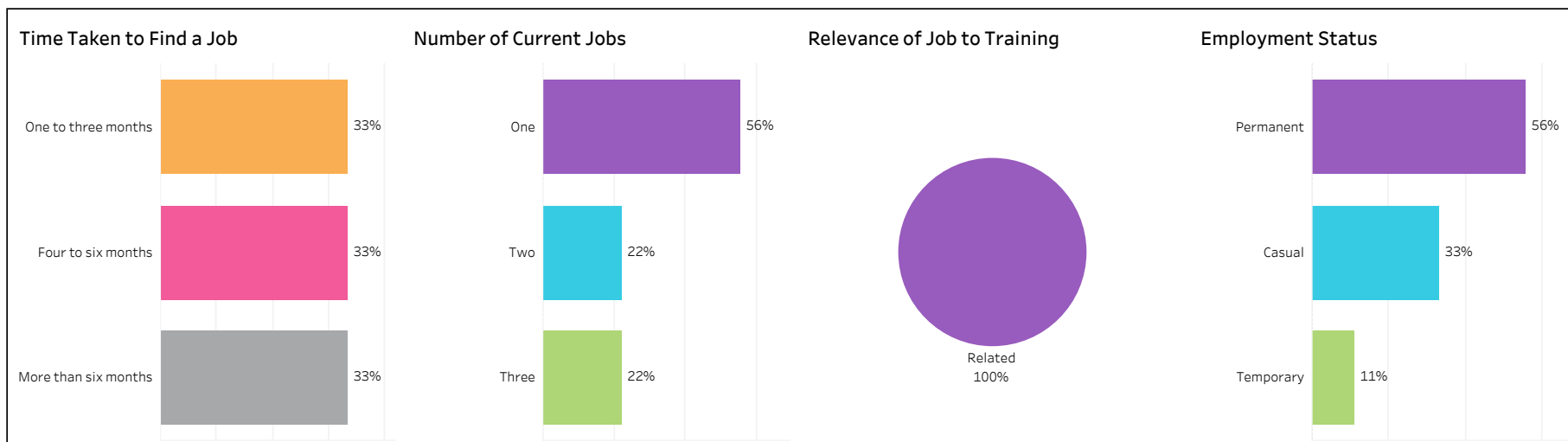


2017-18 Graduate Follow-up Survey

Campus: **Regina**; School: **Health Sciences**; Program: **Primary Care Paramedic**;

Credential: **CERT**; Program Type: **Con Ed - Brokered**

Number of Respondents:
9





2017-18 Graduate Follow-up Survey

Campus: **Saskatoon**; School: **Health Sciences**; Program: **Primary Care Paramedic**;
Credential: **CERT**; Program Type: **Base**

Number of Respondents:
36

Class of Graduates
2017-18

School
Health Sciences

Campus
Saskatoon

Program
Primary Care Paramedic

Credential
CERT

Base/Con Ed/Brokered
Base

Indigenous
All

Overall Employment

Available Workforce	# of Grads Employed	Employment Rate	# of Full-time Employed	Full-time Employment Rate
34	33	97%	29	85%

Training Related Employment

Available Workforce	# of Grads Employed	Employment Rate	# of Full-time Employed Grads	Full-time Employment Rate
34	27	79%	23	68%

Location of Employment

Saskatoon	Regina	Moose Jaw	Prince Albert	Elsewhere in Sask	Outside Sask
13%	0%	0%	9%	72%	6%

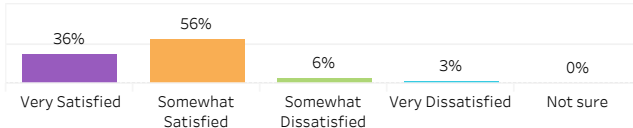
Average Annual Salary

Overall (\$)	60,265
Full-time Training Related (\$)	66,318

Salary by Location

	Overall (\$)	Full-time Training Related (\$)
Saskatoon	47,424	56,576
Prince Albert	85,000	85,000
Elsewhere in SK	63,738	66,369
Alberta	11,544	
British Columbia		

Overall Satisfaction with Program



Satisfaction with Sask Polytech

Satisfied with the decision to attend Sask Polytech	Recommend program to others	Recommend Sask Polytech to others
97%	94%	97%

Satisfaction with Campus Facilities & Services

■ Satisfied
 ■ Dissatisfied
 ■ Not sure

Campus facilities



Campus activities



Instruction delivered



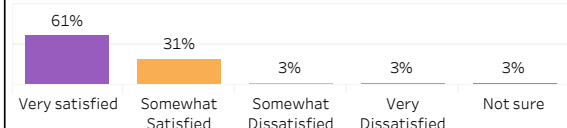
Student support services



Educational experience

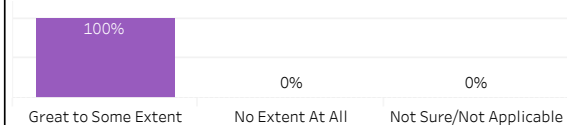


Relevance of Program to Field of Employment

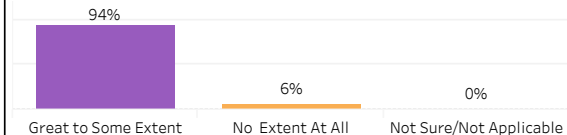


Program Benefits

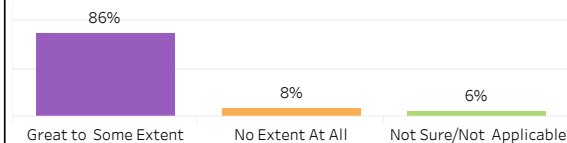
Skills and knowledge relevant in the workplace



Improved earning potential



Improved employment opportunities



Location of Current Residence

Saskatoon	Prince Albert	Elsewhere in Sask	Outside Sask
47%	8%	39%	6%

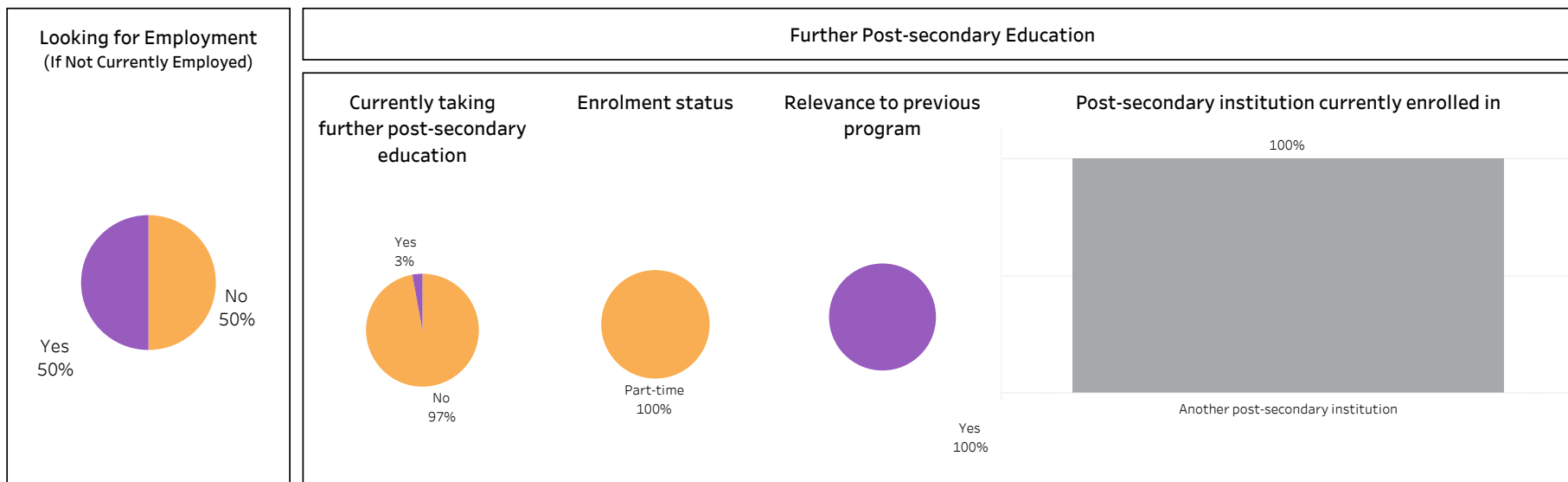
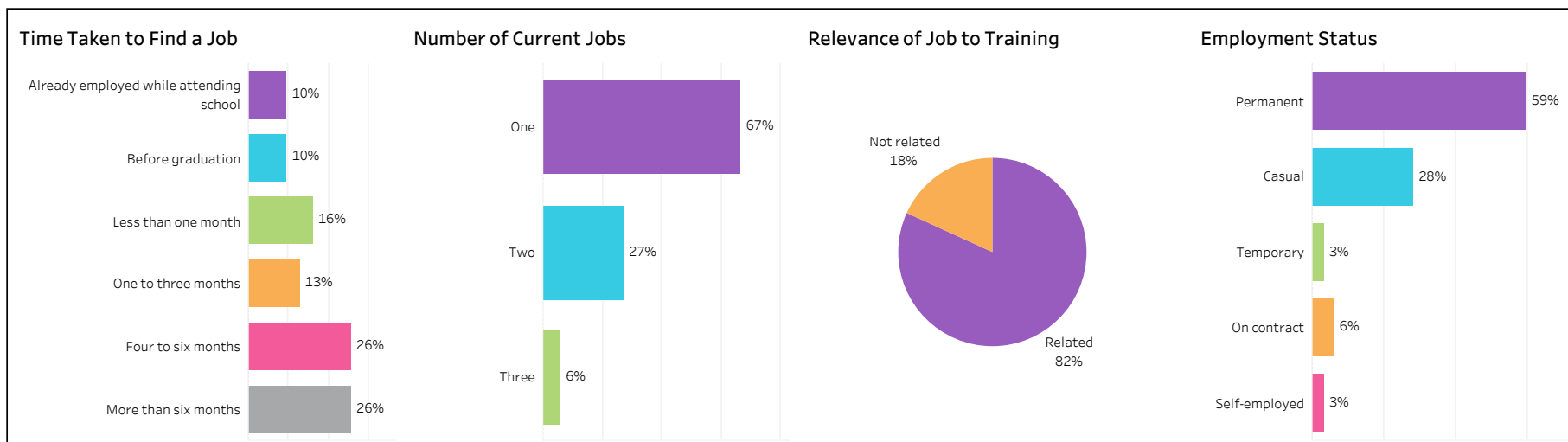


2017-18 Graduate Follow-up Survey

Campus: **Saskatoon**; School: **Health Sciences**; Program: **Primary Care Paramedic**;

Credential: **CERT**; Program Type: **Base**

Number of Respondents:
36





2017-18 Graduate Follow-up Survey

Campus: **Saskatoon**; School: **Health Sciences**; Program: **Therapeutic Recreation**;
 Credential: **DIP**; Program Type: **Con Ed - Sask Polytech Delivered**

Number of Respondents:
7

Class of Graduates
 2017-18

School
 Health Sciences

Campus
 Saskatoon

Program
 Therapeutic Recreation

Credential
 DIP

Base/Con Ed/Brokered
 Con Ed - Sask Polytech Delivered

Indigenous
 All

Overall Employment

Available Workforce	# of Grads Employed	Employment Rate	# of Full-time Employed	Full-time Employment Rate
7	7	100%	7	100%

Training Related Employment

Available Workforce	# of Grads Employed	Employment Rate	# of Full-time Employed Grads	Full-time Employment Rate
7	5	71%	5	71%

Location of Employment

Saskatoon	Regina	Moose Jaw	Prince Albert	Elsewhere in Sask	Outside Sask
0%	29%	0%	29%	29%	14%

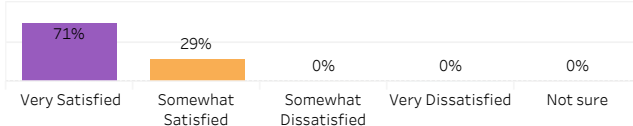
Average Annual Salary

Overall (\$)	49,006
Full-time Training Related (\$)	54,007

Salary by Location

	Overall (\$)	Full-time Training Related (\$)
Regina	61,339	61,339
Prince Albert	45,240	45,240
Elsewhere in SK	38,000	52,000
British Columbia	50,115	50,115

Overall Satisfaction with Program



Satisfaction with Sask Polytech

Satisfied with the decision to attend Sask Polytech	Recommend program to others	Recommend Sask Polytech to others
100%	86%	86%

Satisfaction with Campus Facilities & Services

■ Satisfied
 ■ Dissatisfied
 ■ Not sure

Campus facilities



Campus activities



Instruction delivered



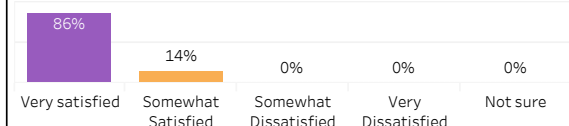
Student support services



Educational experience

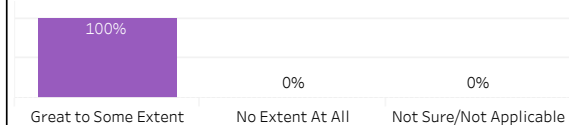


Relevance of Program to Field of Employment




Program Benefits

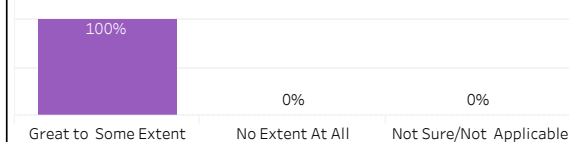
Skills and knowledge relevant in the workplace



Improved earning potential



Improved employment opportunities



Location of Current Residence

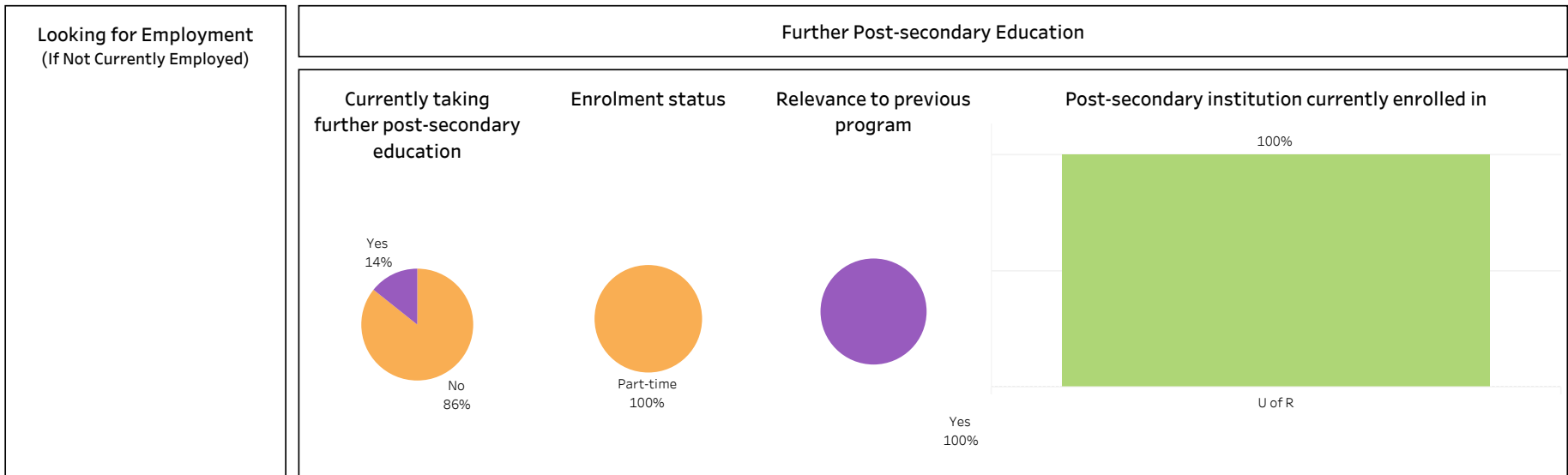
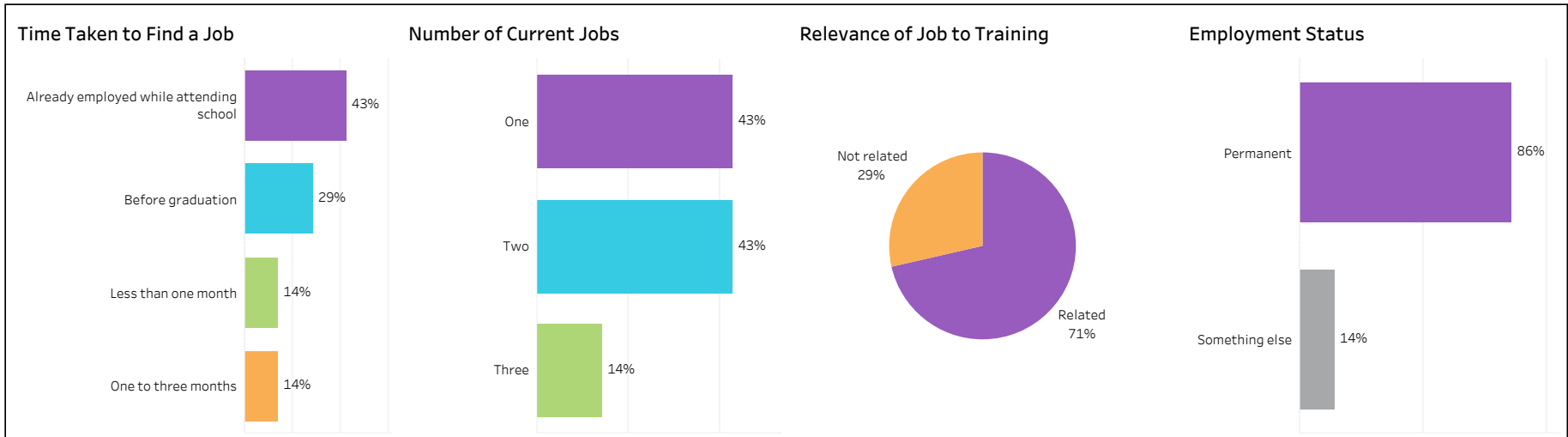
Regina	Prince Albert	Elsewhere in Sask	Outside Sask
14%	29%	43%	14%



2017-18 Graduate Follow-up Survey

Campus: **Saskatoon**; School: **Health Sciences**; Program: **Therapeutic Recreation**;
 Credential: **DIP**; Program Type: **Con Ed - Sask Polytech Delivered**

Number of Respondents:
7





2017-18 Graduate Follow-up Survey

Campus: **Saskatoon**; School: **Health Sciences**; Program: **Veterinary Technology**;
Credential: **DIP**; Program Type: **Base**

Number of Respondents:
11

Class of Graduates
2017-18

School
Health Sciences

Campus
Saskatoon

Program
Veterinary Technology

Credential
DIP

Base/Con Ed/Brokered
Base

Indigenous
All

Overall Employment

Available Workforce	# of Grads Employed	Employment Rate	# of Full-time Employed	Full-time Employment Rate
11	11	100%	10	91%

Training Related Employment

Available Workforce	# of Grads Employed	Employment Rate	# of Full-time Employed Grads	Full-time Employment Rate
11	10	91%	9	82%

Location of Employment

Saskatoon	Regina	Moose Jaw	Prince Albert	Elsewhere in Sask	Outside Sask
73%	0%	9%	0%	18%	0%

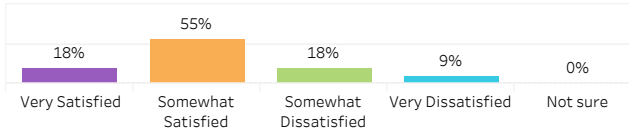
Average Annual Salary

Overall (\$)	36,185
Full-time Training Related (\$)	36,229

Salary by Location

	Overall (\$)	Full-time Training Related (\$)
Saskatoon	33,144	33,144
Moose Jaw	51,480	51,480
Elsewhere in SK	36,140	36,400

Overall Satisfaction with Program



Satisfaction with Sask Polytech

Satisfied with the decision to attend Sask Polytech	Recommend program to others	Recommend Sask Polytech to others
73%	45%	82%

Satisfaction with Campus Facilities & Services

■ Satisfied
 ■ Dissatisfied
 ■ Not sure

Campus facilities



Campus activities



Instruction delivered



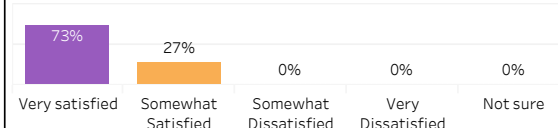
Student support services



Educational experience

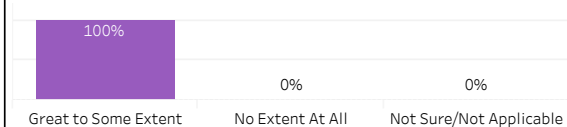


Relevance of Program to Field of Employment

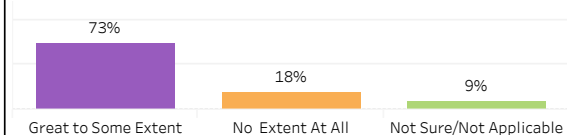


Program Benefits

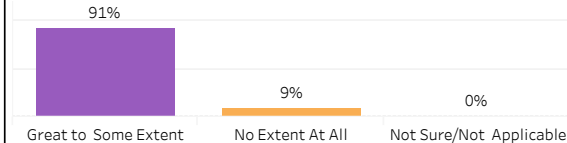
Skills and knowledge relevant in the workplace



Improved earning potential



Improved employment opportunities



Location of Current Residence

Saskatoon	Regina	Elsewhere in Sask
73%	9%	18%

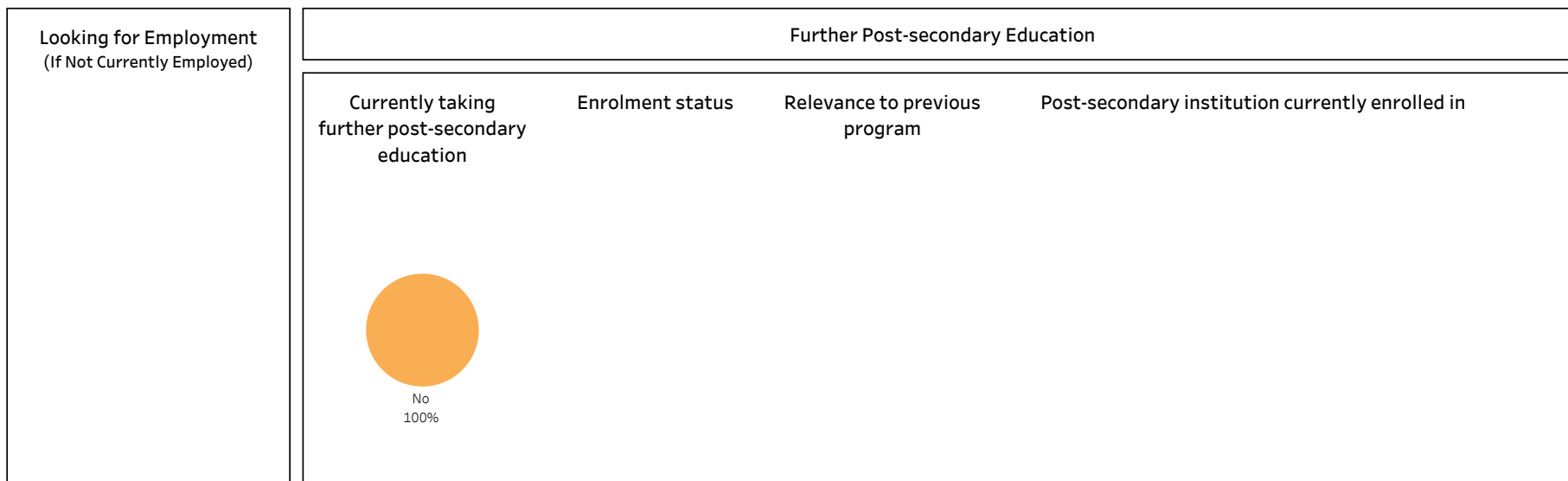
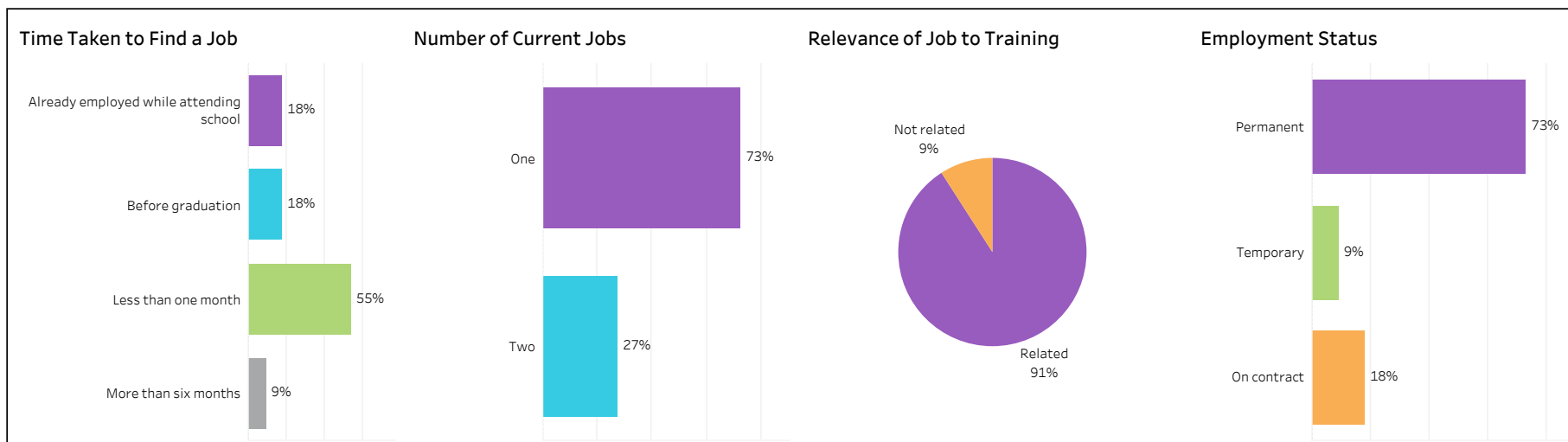


2017-18 Graduate Follow-up Survey

Campus: **Saskatoon**; School: **Health Sciences**; Program: **Veterinary Technology**;

Credential: **DIP**; Program Type: **Base**

Number of Respondents:
11



School of Hospitality & Tourism



2017-18 Graduate Follow-up Survey

Campus: **All**; School: **Hospitality & Tourism**; Program: **All**; Credential: **All**; Program Type: **All**

Number of Respondents:
113

Class of Graduates
2017-18

School
Hospitality & Tourism

Campus
All

Program
All

Credential
All

Base/Con Ed/Brokered
All

Indigenous
All

Overall Employment

Available Workforce	# of Grads Employed	Employment Rate	# of Full-time Employed	Full-time Employment Rate
103	79	77%	62	60%

Training Related Employment

Available Workforce	# of Grads Employed	Employment Rate	# of Full-time Employed Grads	Full-time Employment Rate
103	60	58%	48	47%

Location of Employment

Saskatoon	Regina	Moose Jaw	Prince Albert	Elsewhere in Sask	Outside Sask
31%	8%	4%	14%	38%	5%

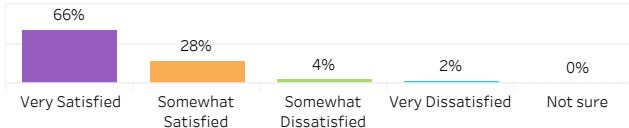
Average Annual Salary

Overall (\$)	35,058
Full-time Training Related (\$)	39,973

Salary by Location

	Overall (\$)	Full-time Training Related (\$)
Saskatoon	27,160	29,234
Regina	51,056	55,480
Moose Jaw	6,000	
Prince Albert	29,968	33,246
Elsewhere in SK	43,038	48,011
British Columbia	18,200	
Manitoba		
Ontario		

Overall Satisfaction with Program




Satisfaction with Sask Polytech

Satisfied with the decision to attend Sask Polytech	Recommend program to others	Recommend Sask Polytech to others
97%	92%	98%

Satisfaction with Campus Facilities & Services

■ Satisfied
 ■ Dissatisfied
 ■ Not sure

Campus facilities



Campus activities



Instruction delivered



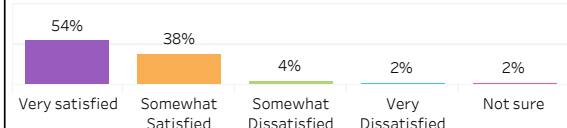
Student support services



Educational experience

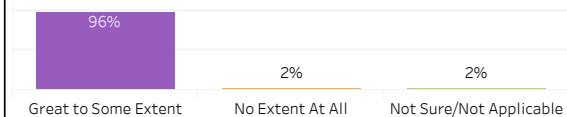


Relevance of Program to Field of Employment

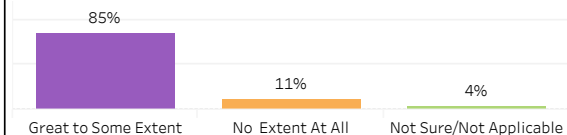


Program Benefits

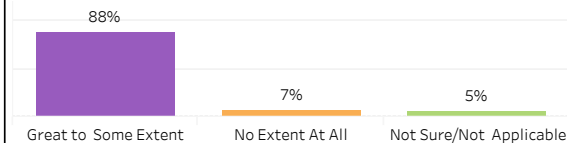
Skills and knowledge relevant in the workplace



Improved earning potential



Improved employment opportunities



Location of Current Residence

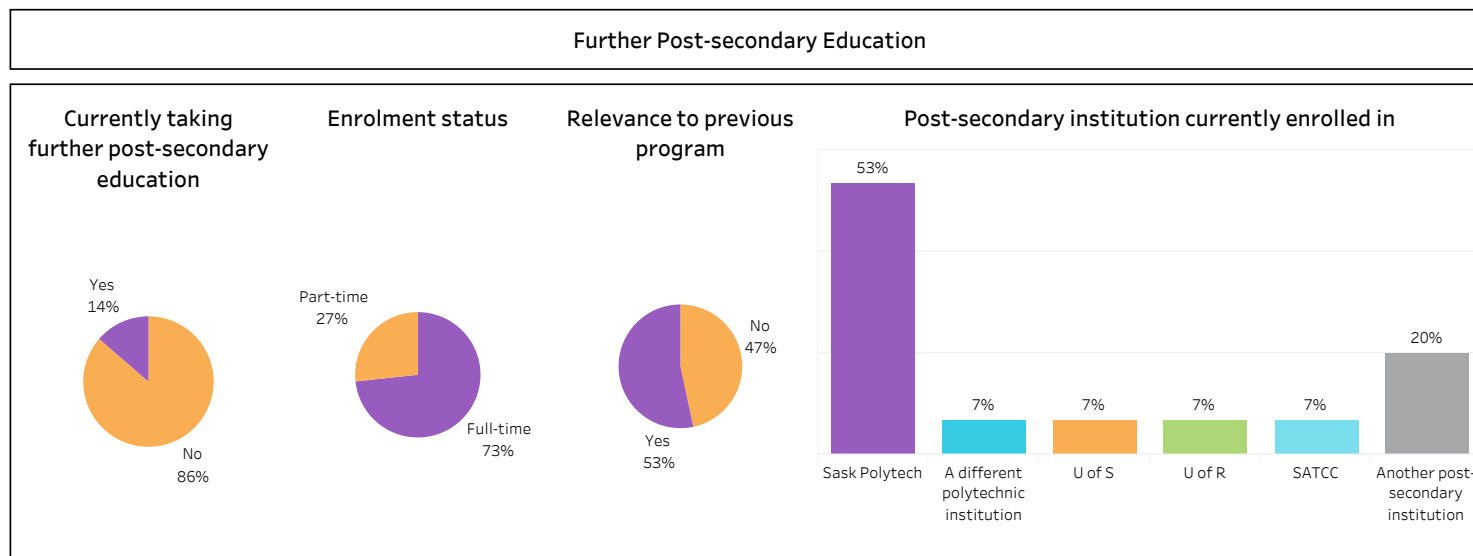
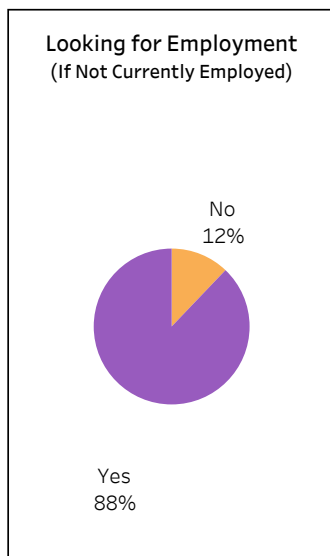
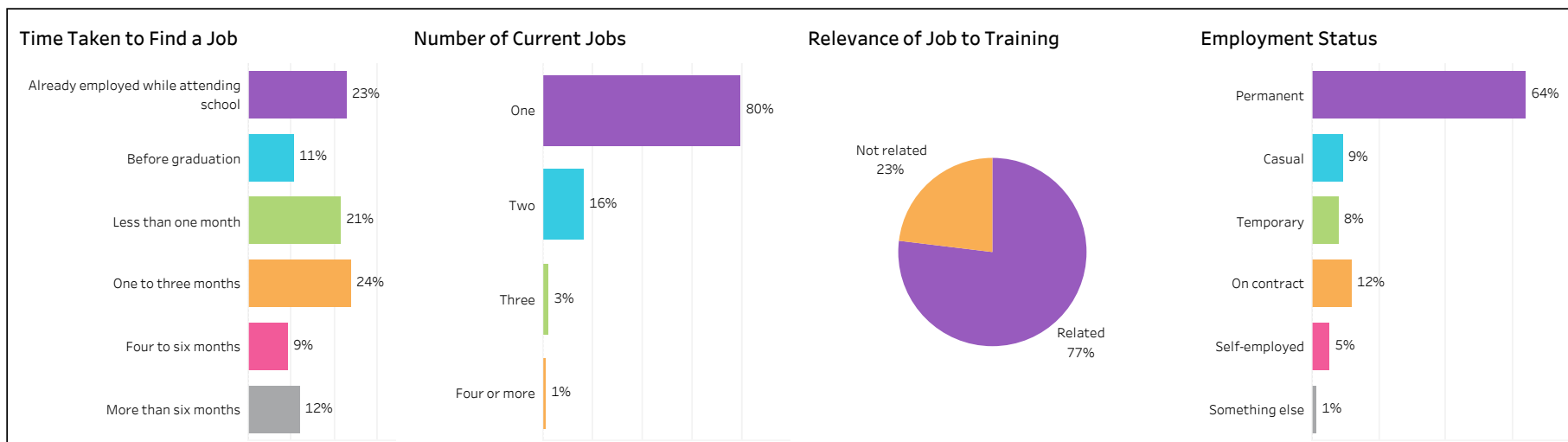
Saskatoon	Regina	Moose Jaw	Prince Albert	Elsewhere in Sask	Outside Sask
26%	3%	6%	20%	40%	5%



2017-18 Graduate Follow-up Survey

Campus: **All**; School: **Hospitality & Tourism**; Program: **All**; Credential: **All**; Program Type: **All**

Number of Respondents:
113





2017-18 Graduate Follow-up Survey

Campus: **All**; School: **Hospitality & Tourism**; Program: **All**; Credential: **All**; Program Type: **Base**

Number of Respondents:
58

Class of Graduates
2017-18

School
Hospitality & Tourism

Campus
All

Program
All

Credential
All

Base/Con Ed/Brokered
Base

Indigenous
All

Overall Employment

Available Workforce	# of Grads Employed	Employment Rate	# of Full-time Employed	Full-time Employment Rate
55	50	91%	41	75%

Training Related Employment

Available Workforce	# of Grads Employed	Employment Rate	# of Full-time Employed Grads	Full-time Employment Rate
55	38	69%	34	62%

Location of Employment

Saskatoon	Regina	Moose Jaw	Prince Albert	Elsewhere in Sask	Outside Sask
44%	6%	4%	13%	27%	6%

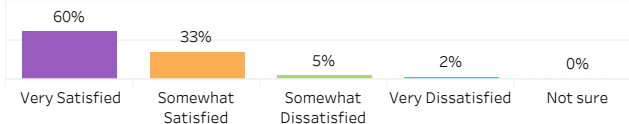
Average Annual Salary

Overall (\$)	35,195
Full-time Training Related (\$)	39,543

Salary by Location

	Overall (\$)	Full-time Training Related (\$)
Saskatoon	27,344	28,451
Regina	33,973	33,973
Moose Jaw	6,000	
Prince Albert	33,246	33,246
Elsewhere in SK	51,855	60,031
British Columbia	18,200	
Manitoba		
Ontario		

Overall Satisfaction with Program



Satisfaction with Sask Polytech

Satisfied with the decision to attend Sask Polytech	Recommend program to others	Recommend Sask Polytech to others
96%	88%	98%

Satisfaction with Campus Facilities & Services

■ Satisfied
 ■ Dissatisfied
 ■ Not sure

Campus facilities



Campus activities



Instruction delivered



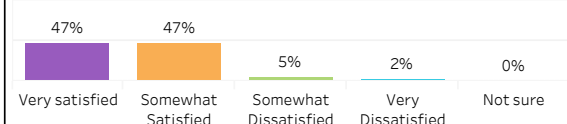
Student support services



Educational experience

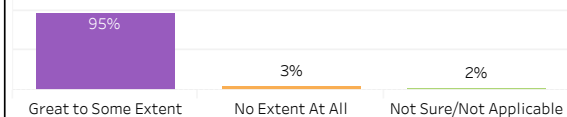


Relevance of Program to Field of Employment

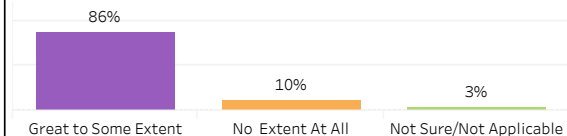


Program Benefits

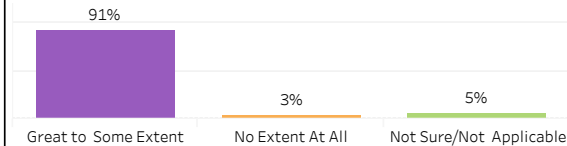
Skills and knowledge relevant in the workplace



Improved earning potential



Improved employment opportunities



Location of Current Residence

Saskatoon	Regina	Moose Jaw	Prince Albert	Elsewhere in Sask	Outside Sask
47%	2%	7%	16%	22%	7%

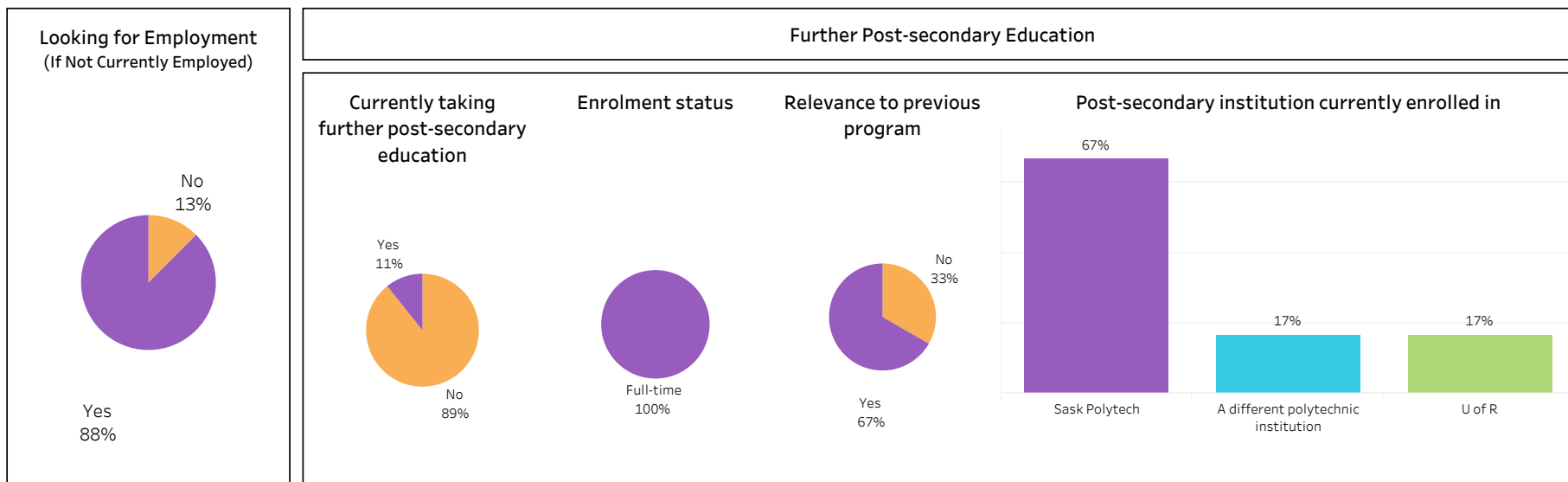
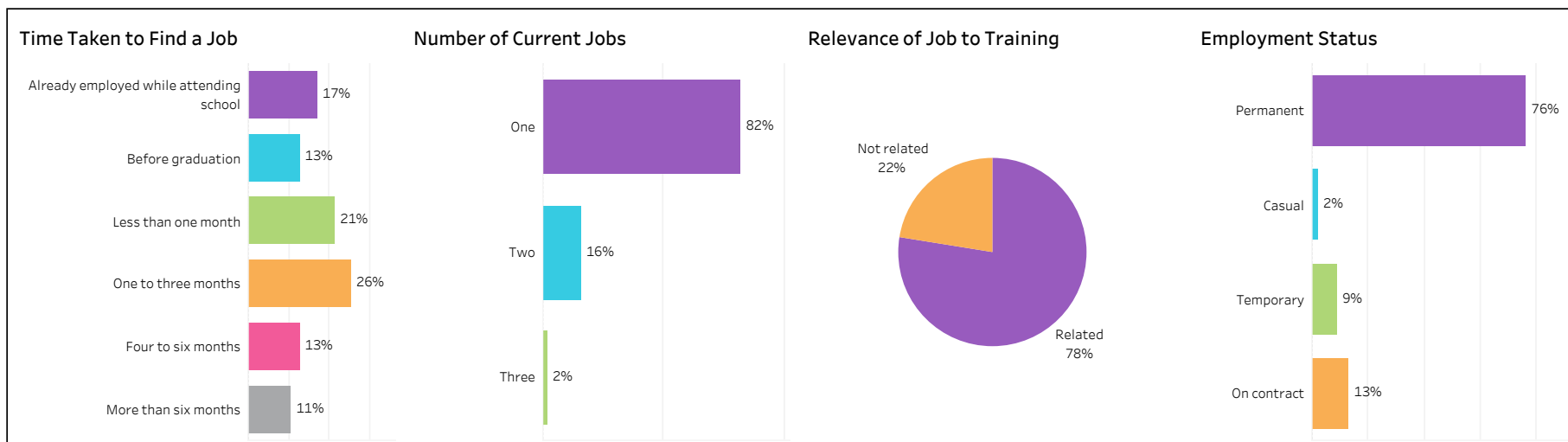


2017-18 Graduate Follow-up Survey

Campus: **All**; School: **Hospitality & Tourism**; Program: **All**; Credential: **All**; Program

Type: **Base**

Number of Respondents:
58





2017-18 Graduate Follow-up Survey

Campus: **All**; School: **Hospitality & Tourism**; Program: **All**; Credential: **All**; Program Type: **Con Ed - Sask Polytech Delivered**

Number of Respondents:
25

Class of Graduates
2017-18

School
Hospitality & Tourism

Campus
All

Program
All

Credential
All

Base/Con Ed/Brokered
Con Ed - Sask Polytech Delivered

Indigenous
All

Overall Employment

Available Workforce	# of Grads Employed	Employment Rate	# of Full-time Employed	Full-time Employment Rate
19	12	63%	8	42%

Training Related Employment

Available Workforce	# of Grads Employed	Employment Rate	# of Full-time Employed Grads	Full-time Employment Rate
19	9	47%	5	26%

Location of Employment

Saskatoon	Regina	Moose Jaw	Prince Albert	Elsewhere in Sask	Outside Sask
17%	17%	8%	42%	8%	8%

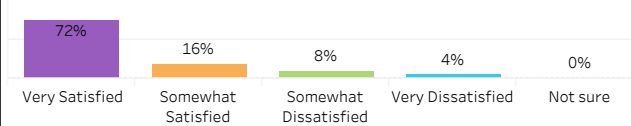
Average Annual Salary

Overall (\$)	40,664
Full-time Training Related (\$)	67,907

Salary by Location

	Overall (\$)	Full-time Training Related (\$)
Saskatoon	26,520	41,600
Regina	76,680	120,000
Moose Jaw		
Prince Albert	25,596	
Elsewhere in SK	42,120	42,120
British Columbia		

Overall Satisfaction with Program



Satisfaction with Sask Polytech

Satisfied with the decision to attend Sask Polytech	Recommend program to others	Recommend Sask Polytech to others
96%	92%	96%

Satisfaction with Campus Facilities & Services

■ Satisfied
 ■ Dissatisfied
 ■ Not sure

Campus facilities



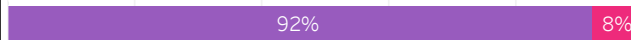
Campus activities



Instruction delivered



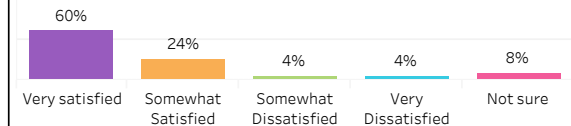
Student support services



Educational experience

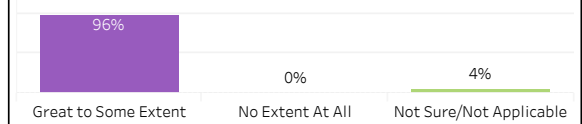


Relevance of Program to Field of Employment

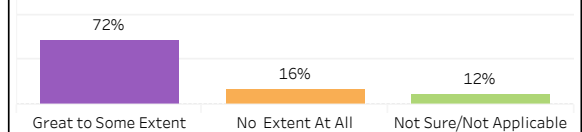


Program Benefits

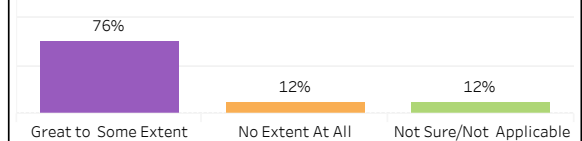
Skills and knowledge relevant in the workplace



Improved earning potential



Improved employment opportunities



Location of Current Residence

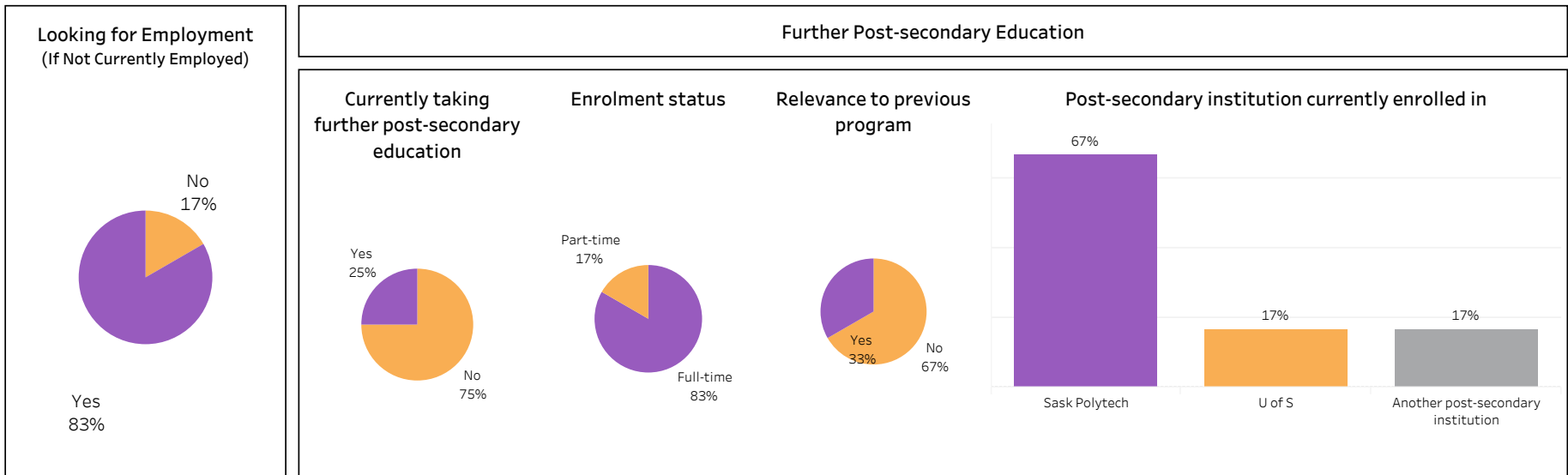
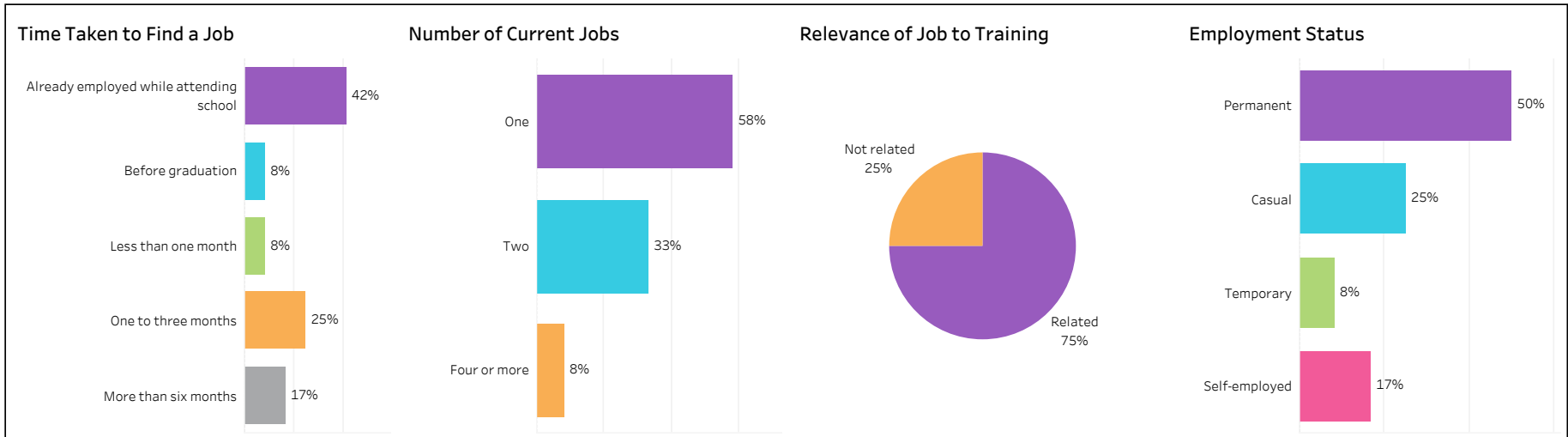
Saskatoon	Regina	Moose Jaw	Prince Albert	Elsewhere in Sask	Outside Sask
4%	8%	12%	44%	24%	8%



2017-18 Graduate Follow-up Survey

Campus: **All**; School: **Hospitality & Tourism**; Program: **All**; Credential: **All**; Program Type: **Con Ed - Sask Polytech Delivered**

Number of Respondents:
25





2017-18 Graduate Follow-up Survey

Campus: **All**; School: **Hospitality & Tourism**; Program: **All**; Credential: **All**; Program Type: **Con Ed - Brokered**

Number of Respondents:
30

Class of Graduates
2017-18

School
Hospitality & Tourism

Campus
All

Program
All

Credential
All

Base/Con Ed/Brokered
Con Ed - Brokered

Indigenous
All

Overall Employment

Available Workforce	# of Grads Employed	Employment Rate	# of Full-time Employed	Full-time Employment Rate
29	17	59%	13	45%

Training Related Employment

Available Workforce	# of Grads Employed	Employment Rate	# of Full-time Employed Grads	Full-time Employment Rate
29	13	45%	9	31%

Location of Employment

Saskatoon	Regina	Moose Jaw	Prince Albert	Elsewhere in Sask	Outside Sask
6%	6%	0%	0%	88%	0%

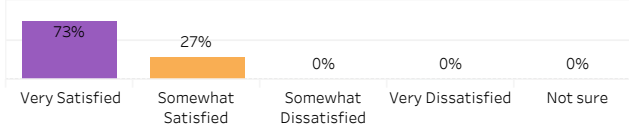
Average Annual Salary

Overall (\$)	28,835
Full-time Training Related (\$)	25,450

Salary by Location

	Overall (\$)	Full-time Training Related (\$)
Saskatoon	25,480	25,480
Regina		
Elsewhere in SK	29,314	25,442

Overall Satisfaction with Program



Satisfaction with Sask Polytech

Satisfied with the decision to attend Sask Polytech	Recommend program to others	Recommend Sask Polytech to others
100%	100%	100%

Satisfaction with Campus Facilities & Services

■ Satisfied
 ■ Dissatisfied
 ■ Not sure

Campus facilities



Campus activities



Instruction delivered



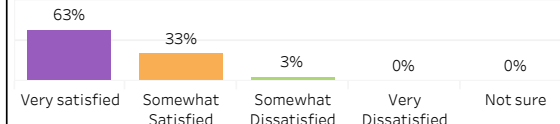
Student support services



Educational experience




Relevance of Program to Field of Employment

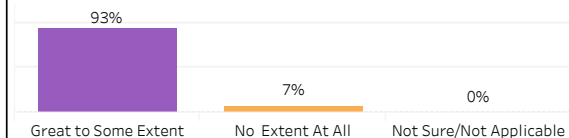


Program Benefits

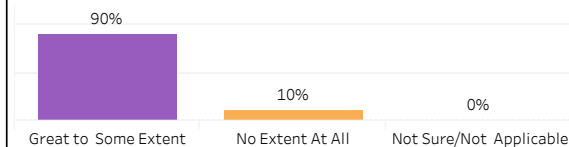
Skills and knowledge relevant in the workplace



Improved earning potential



Improved employment opportunities



Location of Current Residence

Saskatoon	Prince Albert	Elsewhere in Sask
3%	10%	87%

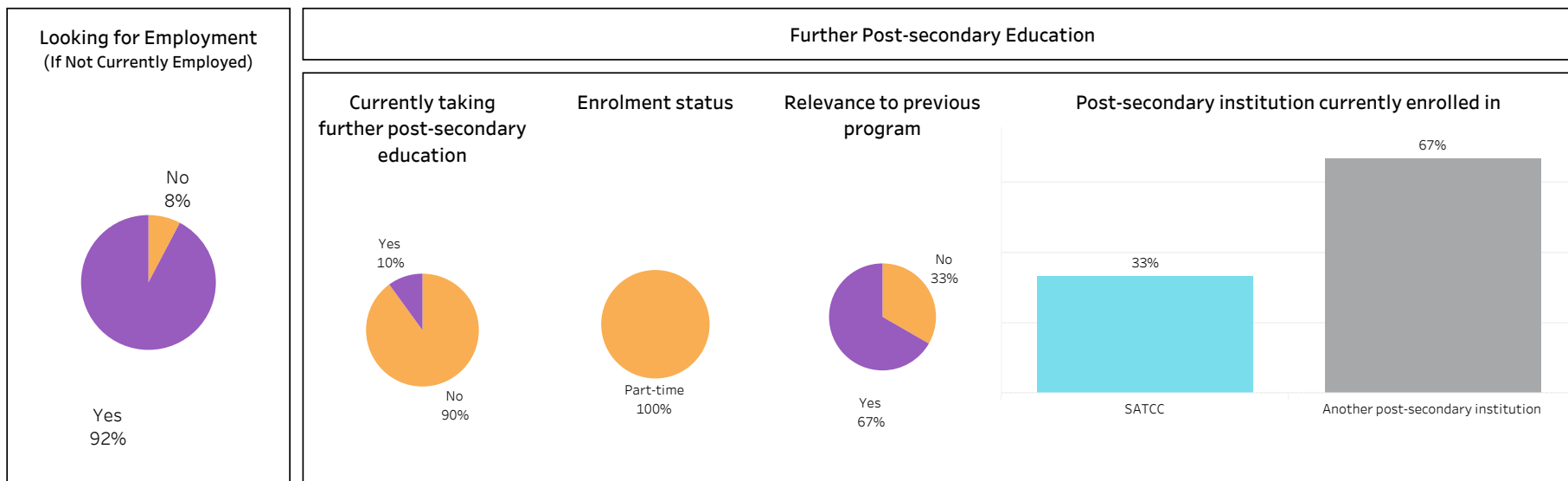
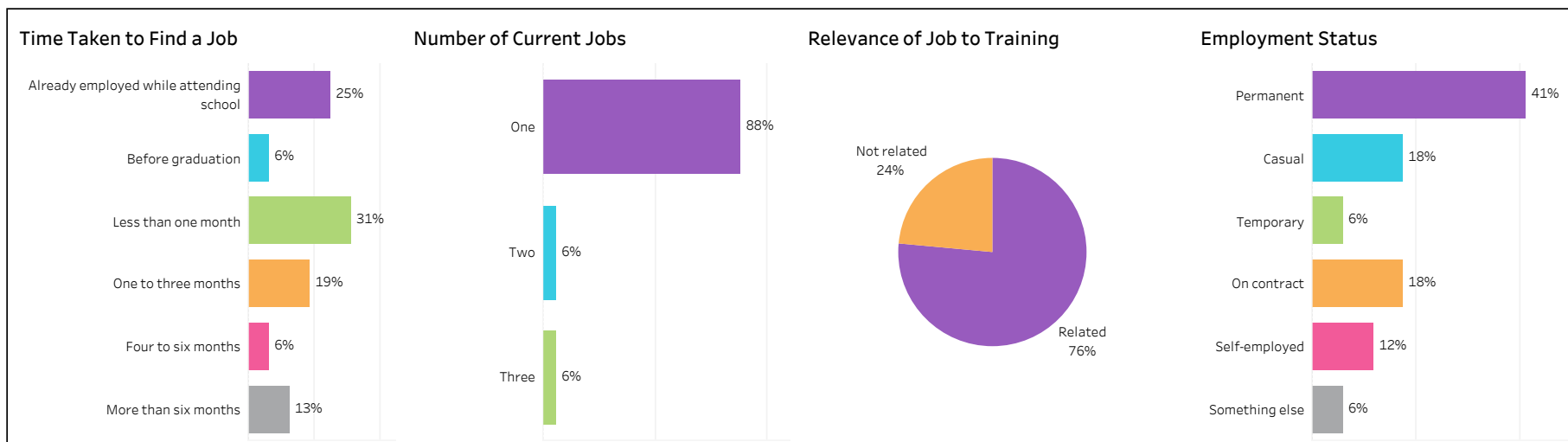


2017-18 Graduate Follow-up Survey

Campus: **All**; School: **Hospitality & Tourism**; Program: **All**; Credential: **All**; Program

Type: **Con Ed - Brokered**

Number of Respondents:
30





2017-18 Graduate Follow-up Survey

Campus: **Saskatoon**; School: **Hospitality & Tourism**; Program: **Culinary Arts**;
Credential: **DIP**; Program Type: **Base**

Number of Respondents:
15

Class of Graduates
2017-18

School
Hospitality & Tourism

Campus
Saskatoon

Program
Culinary Arts

Credential
DIP

Base/Con Ed/Brokered
Base

Indigenous
All

Overall Employment

Available Workforce	# of Grads Employed	Employment Rate	# of Full-time Employed	Full-time Employment Rate
14	13	93%	12	86%

Training Related Employment

Available Workforce	# of Grads Employed	Employment Rate	# of Full-time Employed Grads	Full-time Employment Rate
14	12	86%	11	79%

Location of Employment

Saskatoon	Regina	Moose Jaw	Prince Albert	Elsewhere in Sask	Outside Sask
62%	8%	0%	0%	31%	0%

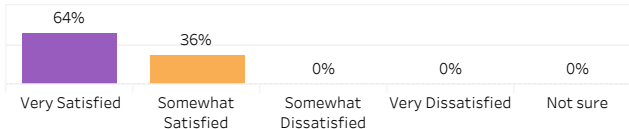
Average Annual Salary

Overall (\$)	40,697
Full-time Training Related (\$)	44,290

Salary by Location

	Overall (\$)	Full-time Training Related (\$)
Saskatoon	28,561	30,892
Regina	37,440	37,440
Elsewhere in SK	62,750	62,750

Overall Satisfaction with Program



Satisfaction with Sask Polytech

Satisfied with the decision to attend Sask Polytech	Recommend program to others	Recommend Sask Polytech to others
100%	100%	100%

Satisfaction with Campus Facilities & Services

■ Satisfied
 ■ Dissatisfied
 ■ Not sure

Campus facilities



Campus activities



Instruction delivered



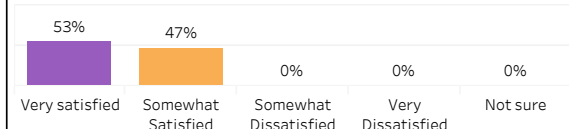
Student support services



Educational experience




Relevance of Program to Field of Employment

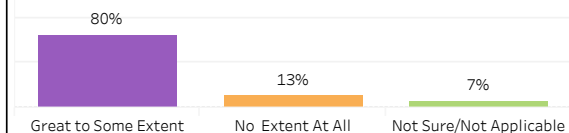


Program Benefits

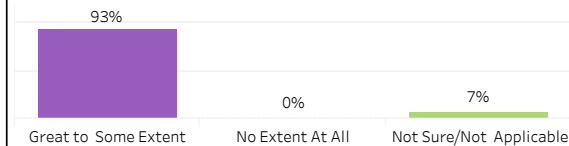
Skills and knowledge relevant in the workplace



Improved earning potential



Improved employment opportunities



Location of Current Residence

Saskatoon	Regina	Elsewhere in Sask
80%	7%	13%


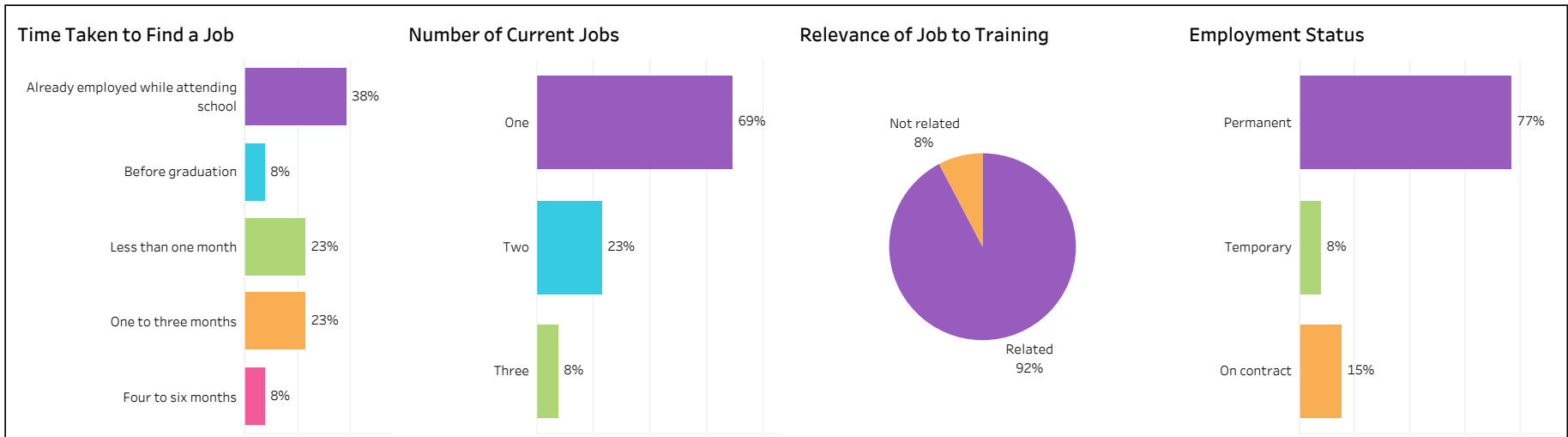


2017-18 Graduate Follow-up Survey

Campus: **Saskatoon**; School: **Hospitality & Tourism**; Program: **Culinary Arts**;

Credential: **DIP**; Program Type: **Base**

Number of Respondents:
15





2017-18 Graduate Follow-up Survey

Campus: **Prince Albert**; School: **Hospitality & Tourism**; Program: **Food and Beverage Service**; Credential: **APCERT**; Program Type: **Con Ed - Sask Polytech Delivered**

Number of Respondents:
6

Class of Graduates
2017-18

School
Hospitality & Tourism

Campus
Prince Albert

Program
Food and Beverage Serv..

Credential
APCERT

Base/Con Ed/Brokered
Con Ed - Sask Polytech Delivered

Indigenous
All

Overall Employment

Available Workforce	# of Grads Employed	Employment Rate	# of Full-time Employed	Full-time Employment Rate
5	4	80%	1	20%

Training Related Employment

Available Workforce	# of Grads Employed	Employment Rate	# of Full-time Employed Grads	Full-time Employment Rate
5	4	80%	1	20%

Location of Employment

Saskatoon	Regina	Moose Jaw	Prince Albert	Elsewhere in Sask	Outside Sask
0%	0%	0%	100%	0%	0%

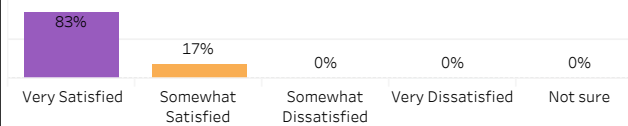
Average Annual Salary

Overall (\$)	17,394
Full-time Training Related (\$)	

Salary by Location

	Overall (\$)	Full-time Training Related (\$)
Prince Albert	17,394	

Overall Satisfaction with Program



Satisfaction with Sask Polytech

Satisfied with the decision to attend Sask Polytech	Recommend program to others	Recommend Sask Polytech to others
100%	100%	100%

Satisfaction with Campus Facilities & Services

■ Satisfied
 ■ Dissatisfied
 ■ Not sure

Campus facilities



Campus activities



Instruction delivered



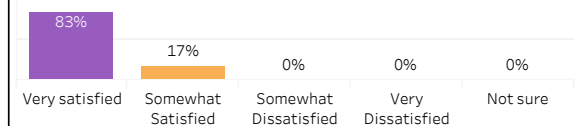
Student support services



Educational experience

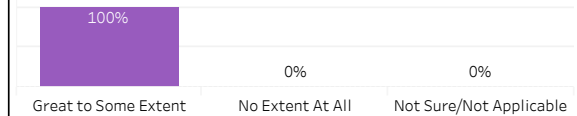


Relevance of Program to Field of Employment

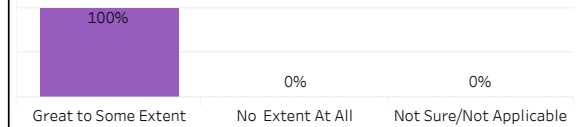


Program Benefits

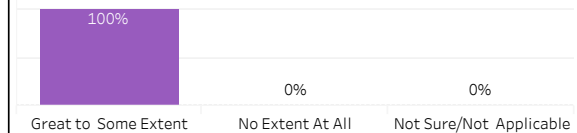
Skills and knowledge relevant in the workplace



Improved earning potential



Improved employment opportunities



Location of Current Residence

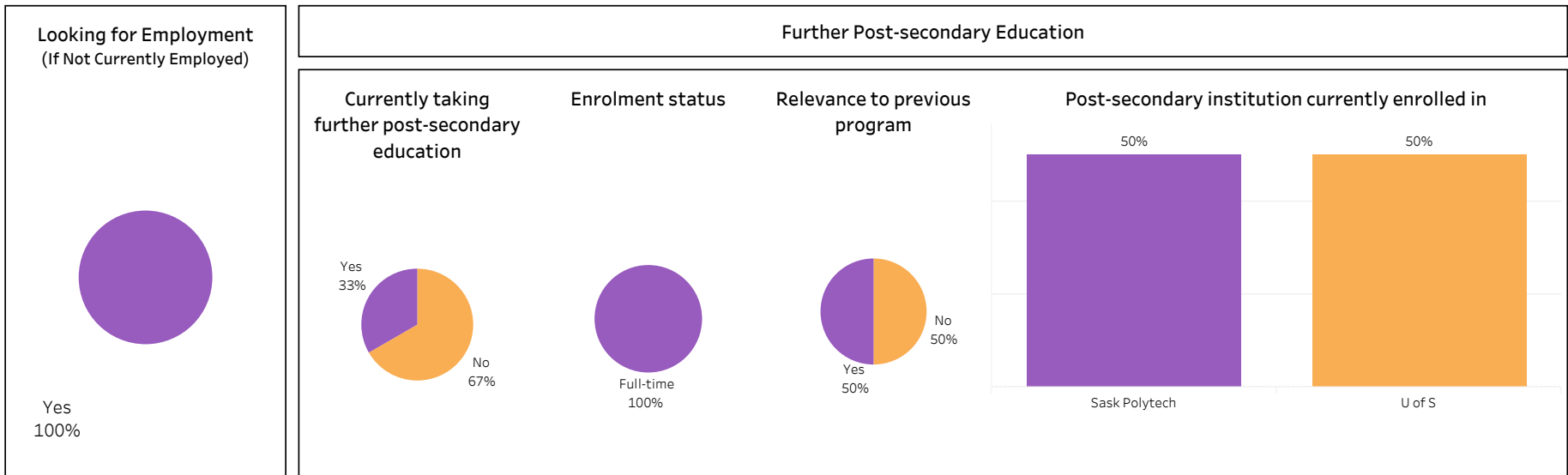
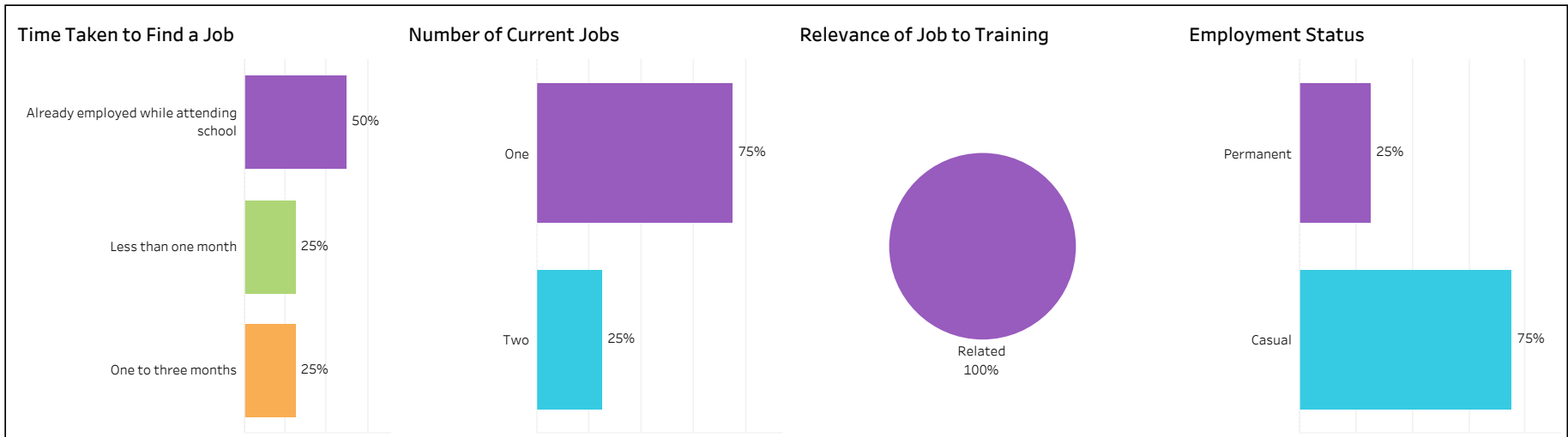
Prince Albert	Outside Sask
83%	17%



2017-18 Graduate Follow-up Survey

Campus: **Prince Albert**; School: **Hospitality & Tourism**; Program: **Food and Beverage Service**; Credential: **APCERT**; Program Type: **Con Ed - Sask Polytech Delivered**

Number of Respondents:
6





2017-18 Graduate Follow-up Survey

Campus: **Prince Albert**; School: **Hospitality & Tourism**; Program: **Food and Beverage Service**; Credential: **APCERT**; Program Type: **Con Ed - Brokered**

Number of Respondents:
2

Class of Graduates
2017-18

School
Hospitality & Tourism

Campus
Prince Albert

Program
Food and Beverage Serv..

Credential
APCERT

Base/Con Ed/Brokered
Con Ed - Brokered

Indigenous
All

Overall Employment

Available Workforce	# of Grads Employed	Employment Rate	# of Full-time Employed	Full-time Employment Rate
1	1	100%	1	100%

Training Related Employment

Available Workforce	# of Grads Employed	Employment Rate	# of Full-time Employed Grads	Full-time Employment Rate
1	0	0%		

Location of Employment

Saskatoon	Regina	Moose Jaw	Prince Albert	Elsewhere in Sask	Outside Sask
0%	0%	0%	0%	100%	0%

Average Annual Salary

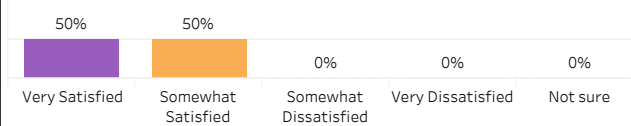
Overall (\$)
Full-time Training Related (\$)

Salary by Location

Overall (\$)
Full-time Training Related (\$)

Elsewhere in SK

Overall Satisfaction with Program



Satisfaction with Sask Polytech

Satisfied with the decision to attend Sask Polytech	Recommend program to others	Recommend Sask Polytech to others
100%	100%	100%

Satisfaction with Campus Facilities & Services

■ Satisfied
 ■ Dissatisfied
 ■ Not sure

Campus facilities



Campus activities



Instruction delivered



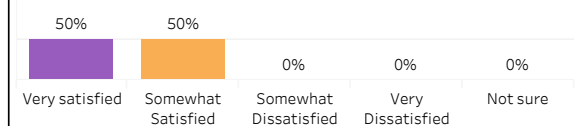
Student support services



Educational experience




Relevance of Program to Field of Employment




Program Benefits

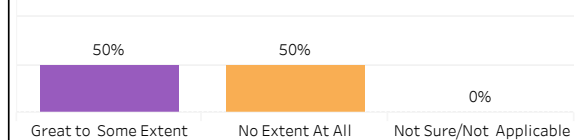
Skills and knowledge relevant in the workplace



Improved earning potential



Improved employment opportunities



Location of Current Residence

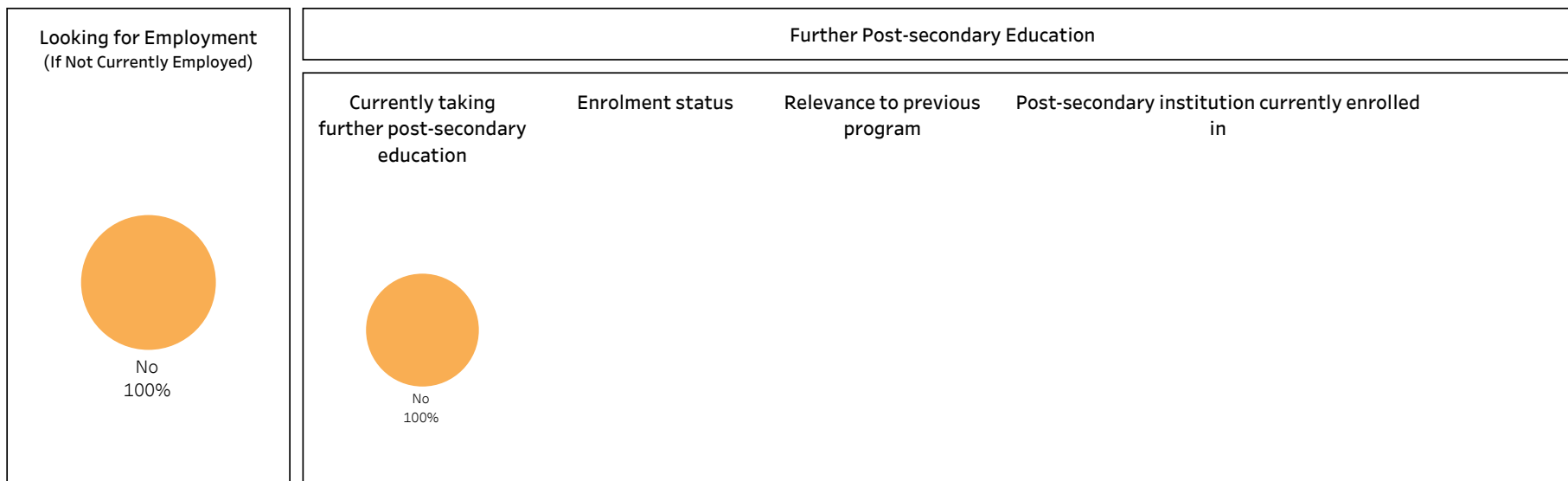
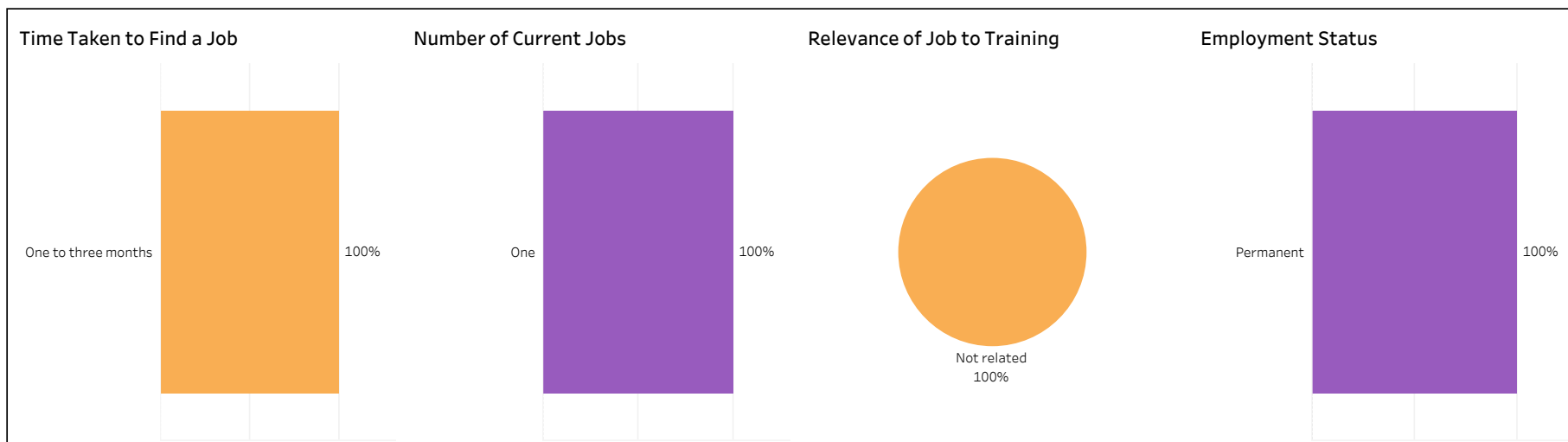
Elsewhere in Sask
100%



2017-18 Graduate Follow-up Survey

Campus: **Prince Albert**; School: **Hospitality & Tourism**; Program: **Food and Beverage Service**; Credential: **APCERT**; Program Type: **Con Ed - Brokered**

Number of Respondents:
2





2017-18 Graduate Follow-up Survey

Campus: **Saskatoon**; School: **Hospitality & Tourism**; Program: **Food and Nutrition Management**; Credential: **DIP**; Program Type: **Base**

Number of Respondents:
5

Class of Graduates
2017-18

School
Hospitality & Tourism

Campus
Saskatoon

Program
Food and Nutrition Man..

Credential
DIP

Base/Con Ed/Brokered
Base

Indigenous
All

Overall Employment

Available Workforce	# of Grads Employed	Employment Rate	# of Full-time Employed	Full-time Employment Rate
5	5	100%	5	100%

Training Related Employment

Available Workforce	# of Grads Employed	Employment Rate	# of Full-time Employed Grads	Full-time Employment Rate
5	2	40%	2	40%

Location of Employment

Saskatoon	Regina	Moose Jaw	Prince Albert	Elsewhere in Sask	Outside Sask
60%	0%	0%	0%	40%	0%

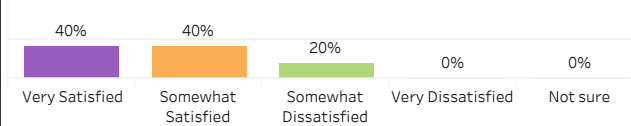
Average Annual Salary

Overall (\$)	26,328
Full-time Training Related (\$)	28,376

Salary by Location

	Overall (\$)	Full-time Training Related (\$)
Saskatoon	28,376	28,376
Elsewhere in SK	24,280	

Overall Satisfaction with Program



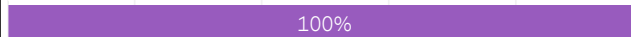
Satisfaction with Sask Polytech

Satisfied with the decision to attend Sask Polytech	Recommend program to others	Recommend Sask Polytech to others
100%	40%	100%

Satisfaction with Campus Facilities & Services

■ Satisfied
 ■ Dissatisfied
 ■ Not sure

Campus facilities



Campus activities



Instruction delivered



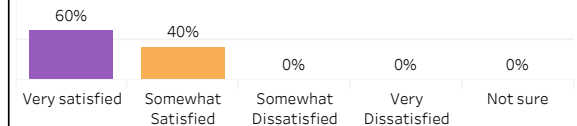
Student support services



Educational experience

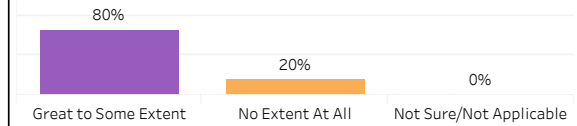


Relevance of Program to Field of Employment

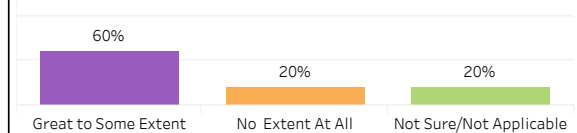


Program Benefits


Skills and knowledge relevant in the workplace



Improved earning potential



Improved employment opportunities



Location of Current Residence

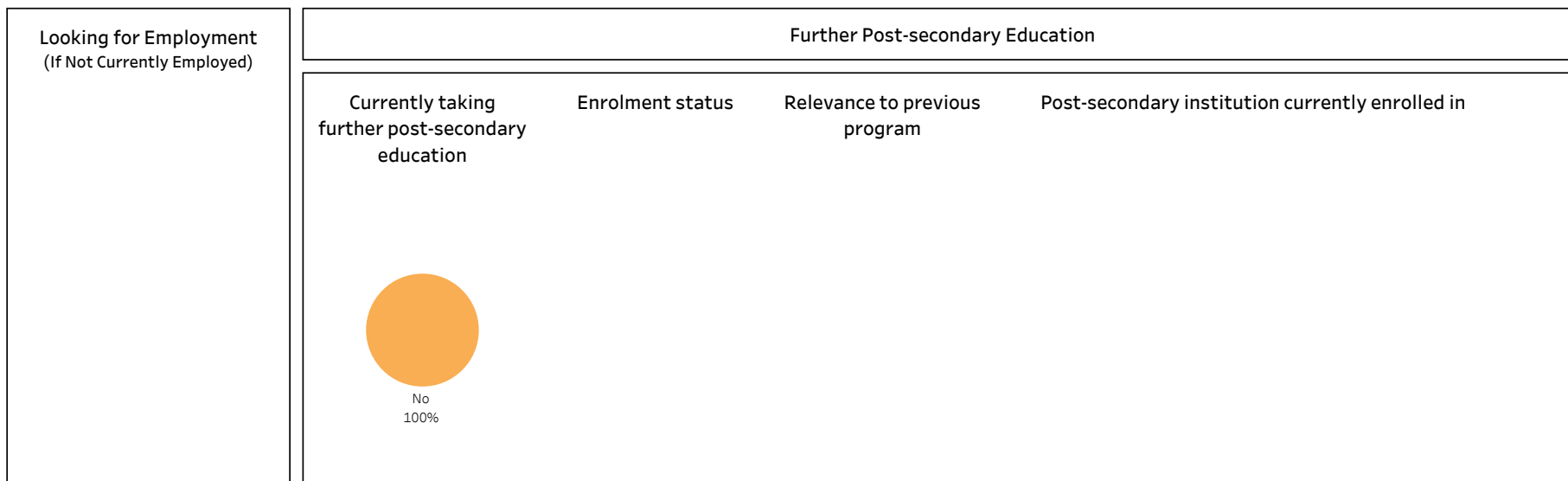
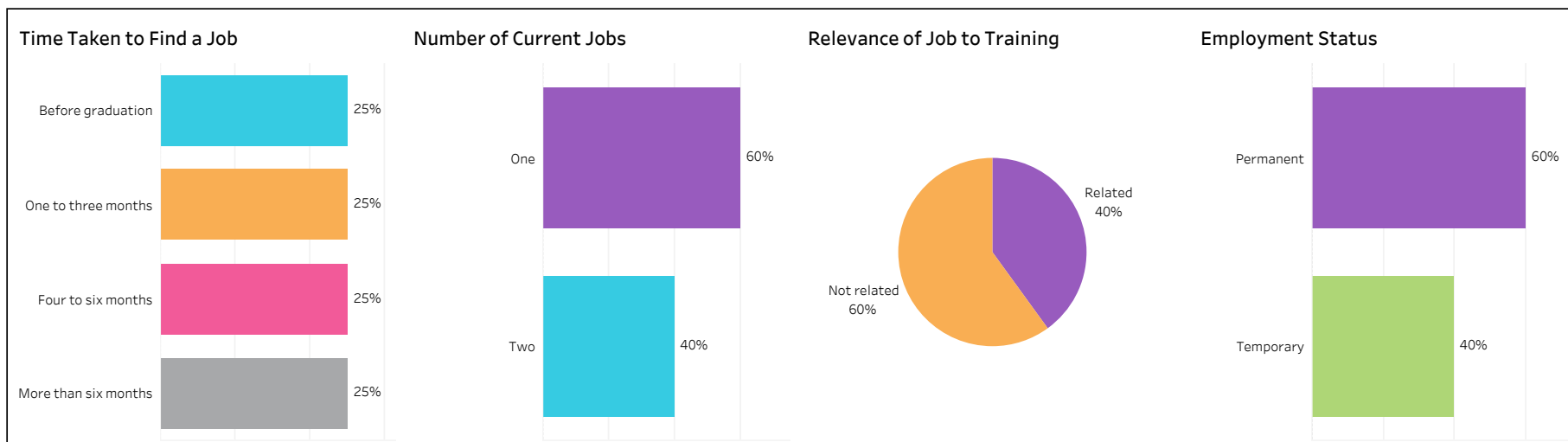
Saskatoon	Elsewhere in Sask	Outside Sask
60%	20%	20%



2017-18 Graduate Follow-up Survey

Campus: **Saskatoon**; School: **Hospitality & Tourism**; Program: **Food and Nutrition Management**; Credential: **DIP**; Program Type: **Base**

Number of Respondents:
5





2017-18 Graduate Follow-up Survey

Campus: **Moose Jaw**; School: **Hospitality & Tourism**; Program: **Food Service Cook**;
 Credential: **APCERT**; Program Type: **Con Ed - Sask Polytech Delivered**

Number of Respondents:
4

Class of Graduates
 2017-18

School
 Hospitality & Tourism

Campus
 Moose Jaw

Program
 Food Service Cook

Credential
 APCERT

Base/Con Ed/Brokered
 Con Ed - Sask Polytech Delivered

Indigenous
 All

Overall Employment

Available Workforce	# of Grads Employed	Employment Rate	# of Full-time Employed	Full-time Employment Rate
2	1	50%	1	50%

Training Related Employment

Available Workforce	# of Grads Employed	Employment Rate	# of Full-time Employed Grads	Full-time Employment Rate
2	1	50%	1	50%

Location of Employment

Saskatoon	Regina	Moose Jaw	Prince Albert	Elsewhere in Sask	Outside Sask
0%	0%	100%	0%	0%	0%

Average Annual Salary

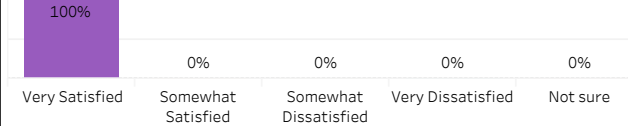
Overall (\$)
 Full-time Training Related (\$)

Salary by Location

Overall (\$)
 Full-time Training Related (\$)

Moose Jaw

Overall Satisfaction with Program



Satisfaction with Sask Polytech

Satisfied with the decision to attend Sask Polytech	Recommend program to others	Recommend Sask Polytech to others
100%	100%	100%

Satisfaction with Campus Facilities & Services

■ Satisfied
 ■ Dissatisfied
 ■ Not sure

Campus facilities



Campus activities



Instruction delivered



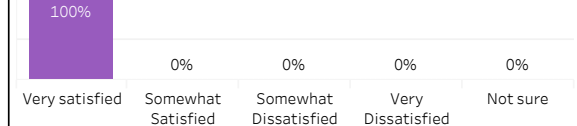
Student support services



Educational experience

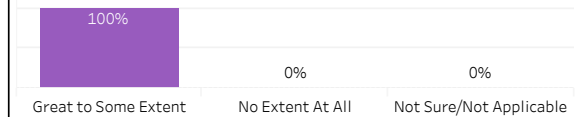


Relevance of Program to Field of Employment

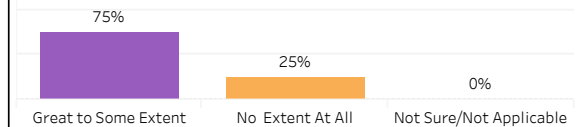


Program Benefits

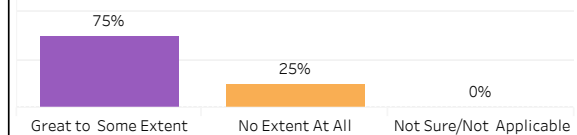
Skills and knowledge relevant in the workplace



Improved earning potential



Improved employment opportunities



Location of Current Residence

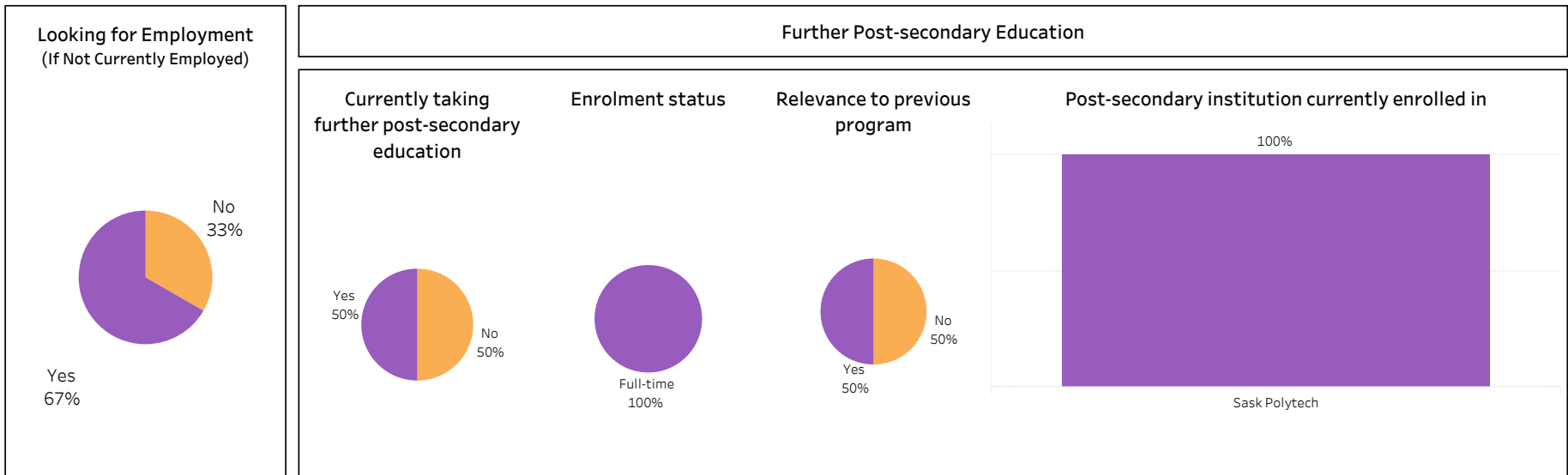
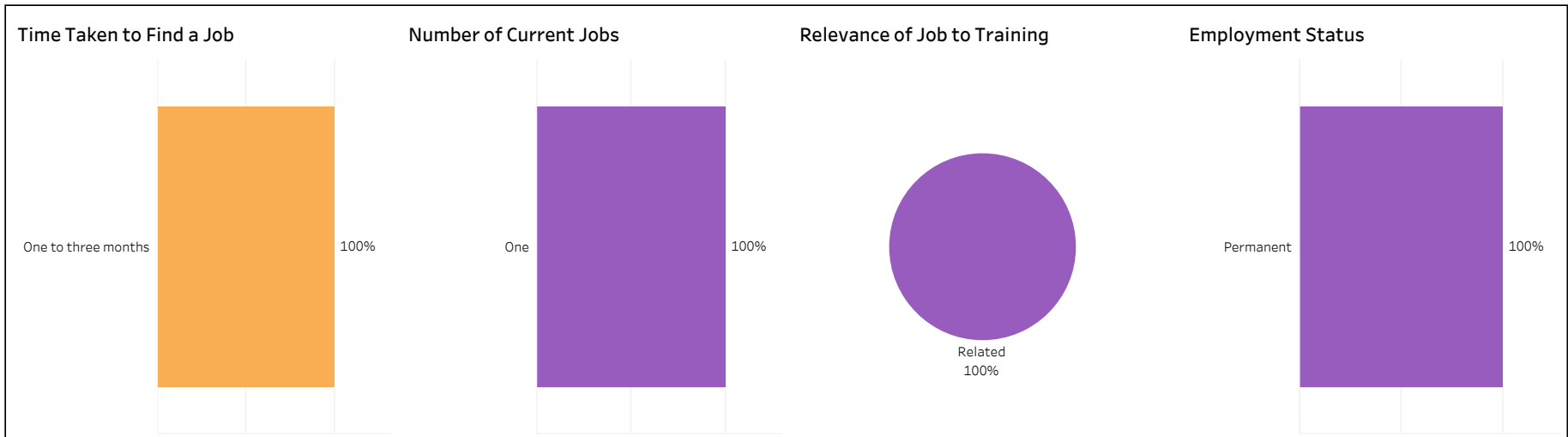
Moose Jaw	Elsewhere in Sask
75%	25%



2017-18 Graduate Follow-up Survey

Campus: **Moose Jaw**; School: **Hospitality & Tourism**; Program: **Food Service Cook**;
 Credential: **APCERT**; Program Type: **Con Ed - Sask Polytech Delivered**

Number of Respondents:
4





2017-18 Graduate Follow-up Survey

Campus: **Prince Albert**; School: **Hospitality & Tourism**; Program: **Food Service Cook**;
Credential: **APCERT**; Program Type: **Con Ed - Sask Polytech Delivered**

Number of Respondents:
6

Class of Graduates
2017-18

School
Hospitality & Tourism

Campus
Prince Albert

Program
Food Service Cook

Credential
APCERT

Base/Con Ed/Brokered
Con Ed - Sask Polytech Delivered

Indigenous
All

Overall Employment

Available Workforce	# of Grads Employed	Employment Rate	# of Full-time Employed	Full-time Employment Rate
4	2	50%	1	25%

Training Related Employment

Available Workforce	# of Grads Employed	Employment Rate	# of Full-time Employed Grads	Full-time Employment Rate
4	2	50%	1	25%

Location of Employment

Saskatoon	Regina	Moose Jaw	Prince Albert	Elsewhere in Sask	Outside Sask
50%	50%	0%	0%	0%	0%

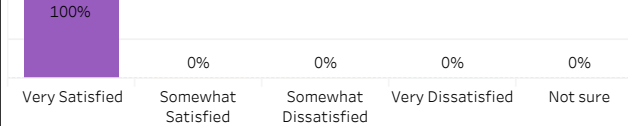
Average Annual Salary

Overall (\$)	65,720
Full-time Training Related (\$)	120,000

Salary by Location

	Overall (\$)	Full-time Training Related (\$)
Saskatoon	11,440	
Regina	120,000	120,000

Overall Satisfaction with Program



Satisfaction with Sask Polytech

Satisfied with the decision to attend Sask Polytech	Recommend program to others	Recommend Sask Polytech to others
100%	100%	100%

Satisfaction with Campus Facilities & Services

■ Satisfied
 ■ Dissatisfied
 ■ Not sure

Campus facilities



Campus activities



Instruction delivered



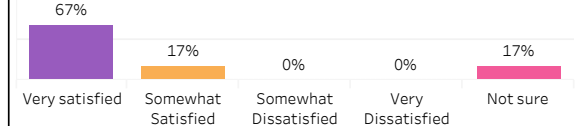
Student support services



Educational experience




Relevance of Program to Field of Employment




Program Benefits


Skills and knowledge relevant in the workplace



Improved earning potential



Improved employment opportunities



Location of Current Residence

Saskatoon	Regina	Prince Albert	Elsewhere in Sask
17%	17%	50%	17%

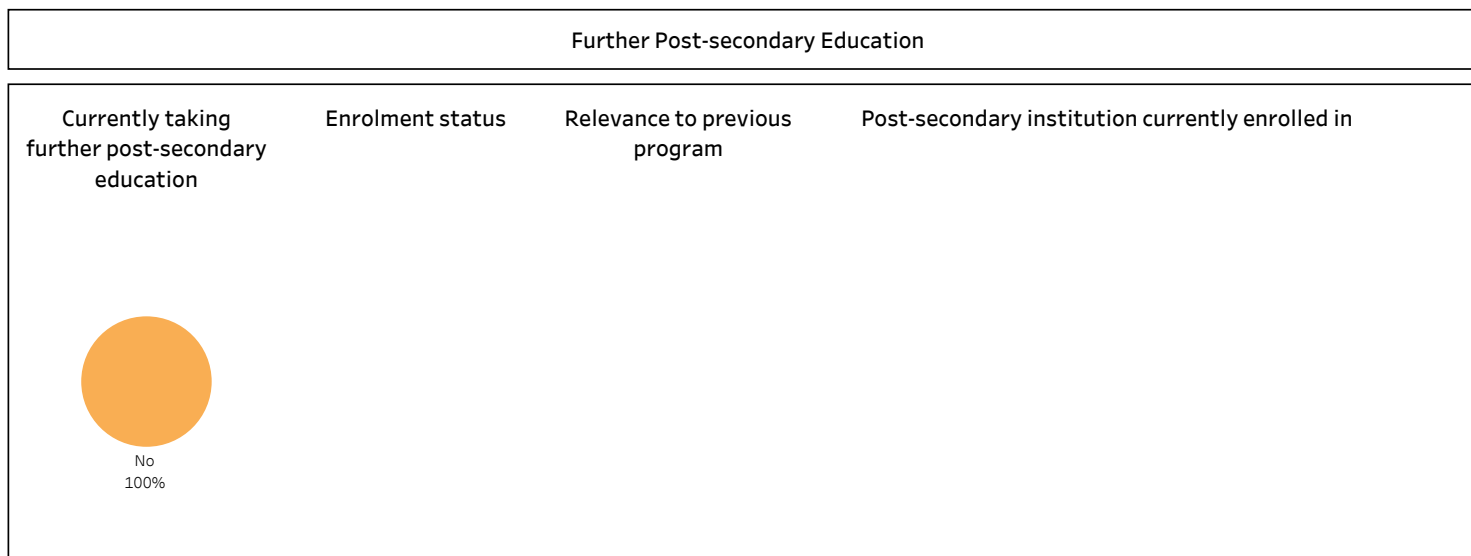
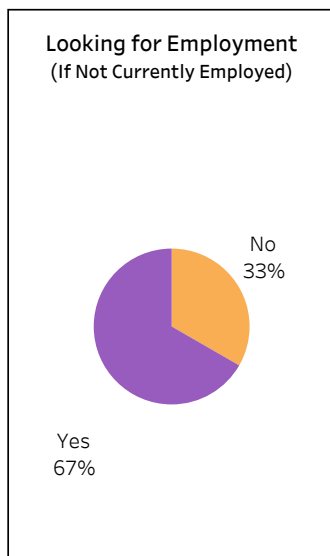
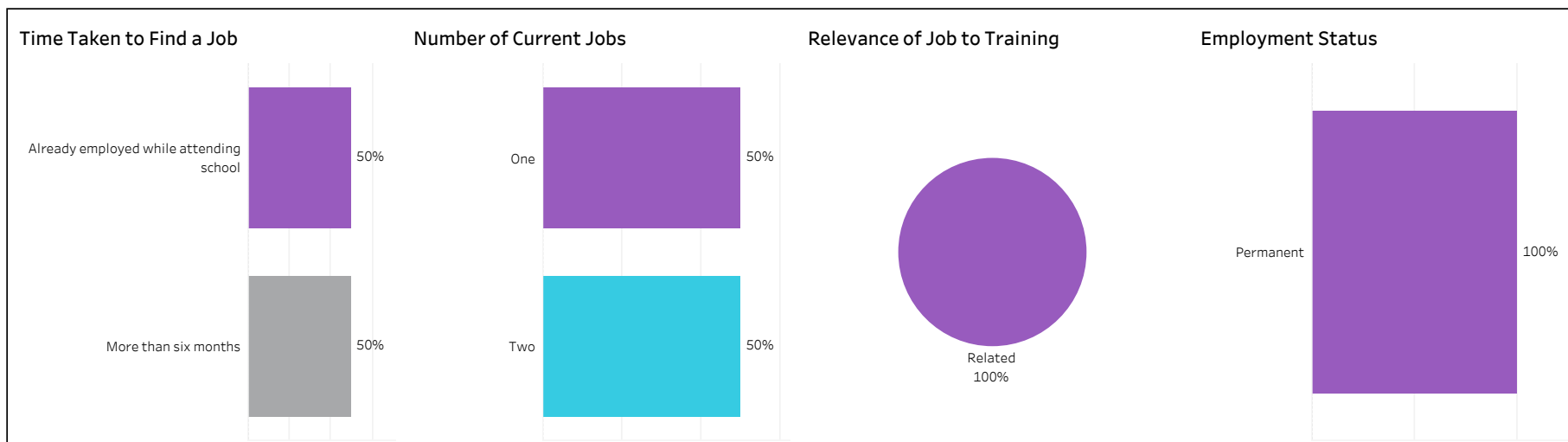


2017-18 Graduate Follow-up Survey

Campus: **Prince Albert**; School: **Hospitality & Tourism**; Program: **Food Service Cook**;

Credential: **APCERT**; Program Type: **Con Ed - Sask Polytech Delivered**

Number of Respondents:
6





2017-18 Graduate Follow-up Survey

Campus: **Prince Albert**; School: **Hospitality & Tourism**; Program: **Food Service Cook**;
 Credential: **APCERT**; Program Type: **Con Ed - Brokered**

Number of Respondents:
19

Class of Graduates
 2017-18

School
 Hospitality & Tourism

Campus
 Prince Albert

Program
 Food Service Cook

Credential
 APCERT

Base/Con Ed/Brokered
 Con Ed - Brokered

Indigenous
 All

Overall Employment

Available Workforce	# of Grads Employed	Employment Rate	# of Full-time Employed	Full-time Employment Rate
19	11	58%	8	42%

Training Related Employment

Available Workforce	# of Grads Employed	Employment Rate	# of Full-time Employed Grads	Full-time Employment Rate
19	8	42%	5	26%

Location of Employment

Saskatoon	Regina	Moose Jaw	Prince Albert	Elsewhere in Sask	Outside Sask
9%	9%	0%	0%	82%	0%

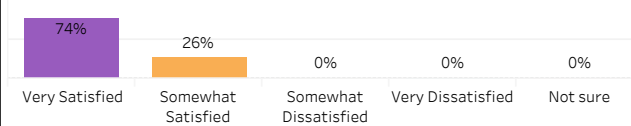
Average Annual Salary

Overall (\$)	32,227
Full-time Training Related (\$)	25,480

Salary by Location

	Overall (\$)	Full-time Training Related (\$)
Saskatoon	25,480	25,480
Regina		
Elsewhere in SK	34,476	

Overall Satisfaction with Program



Satisfaction with Sask Polytech

Satisfied with the decision to attend Sask Polytech	Recommend program to others	Recommend Sask Polytech to others
100%	100%	100%

Satisfaction with Campus Facilities & Services

■ Satisfied
 ■ Dissatisfied
 ■ Not sure

Campus facilities



Campus activities



Instruction delivered



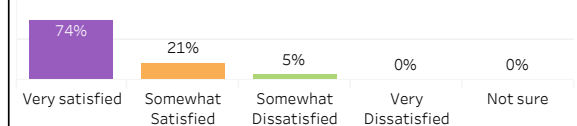
Student support services



Educational experience




Relevance of Program to Field of Employment

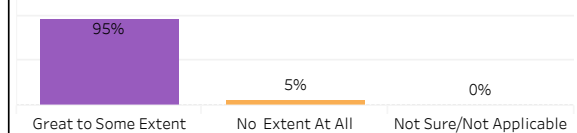


Program Benefits

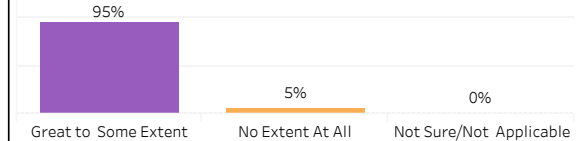
Skills and knowledge relevant in the workplace



Improved earning potential



Improved employment opportunities



Location of Current Residence

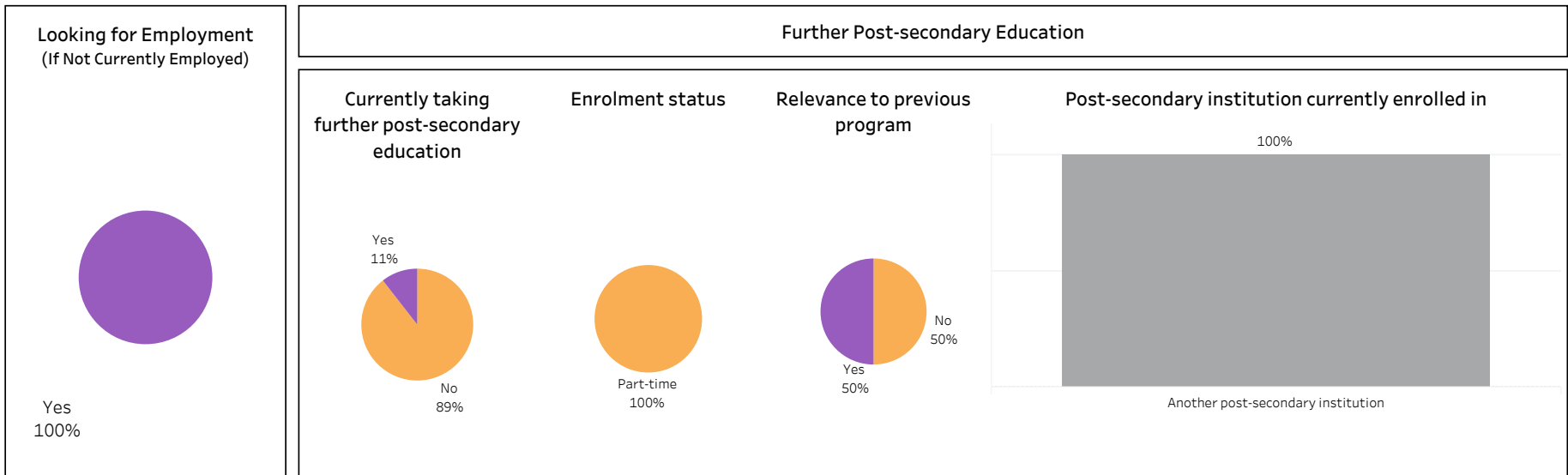
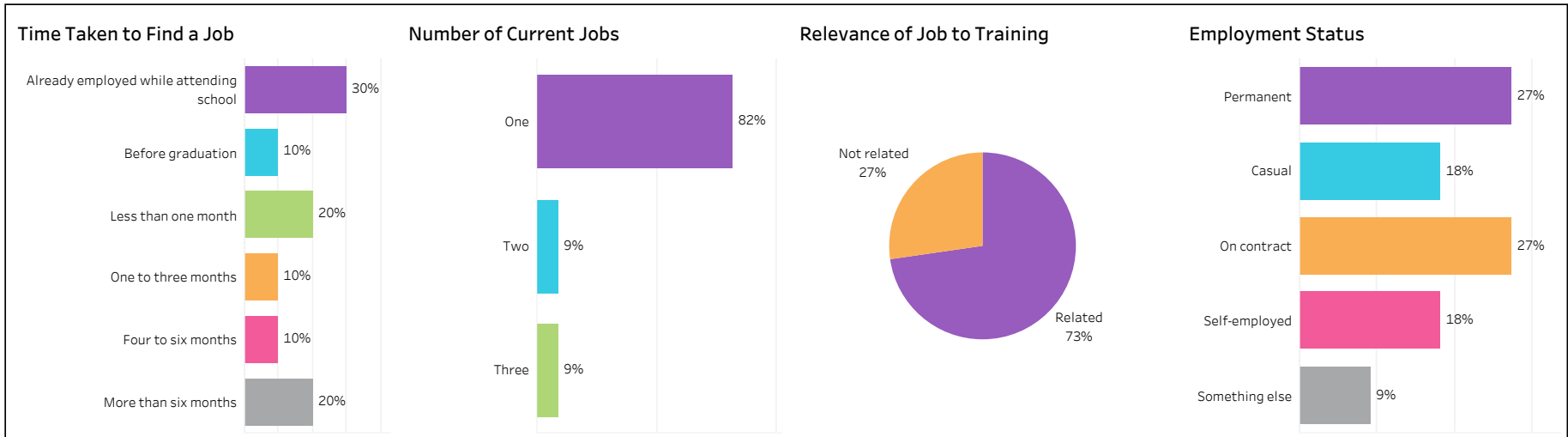
Saskatoon	Prince Albert	Elsewhere in Sask
5%	11%	84%



2017-18 Graduate Follow-up Survey

Campus: **Prince Albert**; School: **Hospitality & Tourism**; Program: **Food Service Cook**;
 Credential: **APCERT**; Program Type: **Con Ed - Brokered**

Number of Respondents:
19





2017-18 Graduate Follow-up Survey

Campus: **Saskatoon**; School: **Hospitality & Tourism**; Program: **Hotel & Restaurant Management**; Credential: **DIP**; Program Type: **Base**

Number of Respondents:
12

Class of Graduates
2017-18

School
Hospitality & Tourism

Campus
Saskatoon

Program
Hotel & Restaurant Man..

Credential
DIP

Base/Con Ed/Brokered
Base

Indigenous
All

Overall Employment

Available Workforce	# of Grads Employed	Employment Rate	# of Full-time Employed	Full-time Employment Rate
12	12	100%	9	75%

Training Related Employment

Available Workforce	# of Grads Employed	Employment Rate	# of Full-time Employed Grads	Full-time Employment Rate
12	8	67%	8	67%

Location of Employment

Saskatoon	Regina	Moose Jaw	Prince Albert	Elsewhere in Sask	Outside Sask
64%	0%	0%	0%	18%	18%

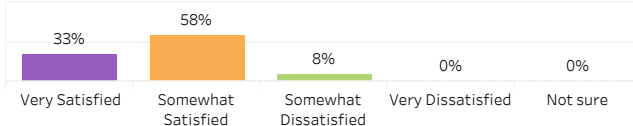
Average Annual Salary

Overall (\$)	34,997
Full-time Training Related (\$)	32,845

Salary by Location

	Overall (\$)	Full-time Training Related (\$)
Saskatoon	28,646	22,941
Elsewhere in SK	47,700	47,700
Manitoba		
Ontario		

Overall Satisfaction with Program



Satisfaction with Sask Polytech

Satisfied with the decision to attend Sask Polytech	Recommend program to others	Recommend Sask Polytech to others
91%	82%	91%

Satisfaction with Campus Facilities & Services

■ Satisfied
 ■ Dissatisfied
 ■ Not sure

Campus facilities



Campus activities



Instruction delivered



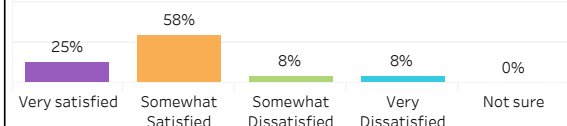
Student support services



Educational experience

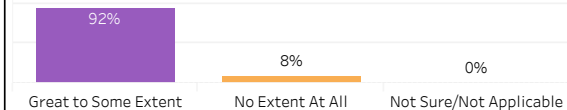


Relevance of Program to Field of Employment

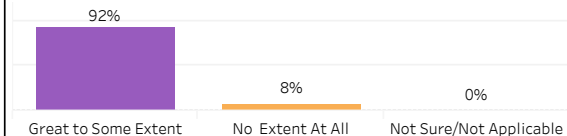


Program Benefits

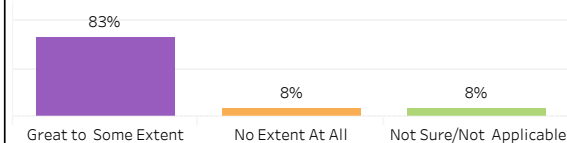
Skills and knowledge relevant in the workplace



Improved earning potential



Improved employment opportunities



Location of Current Residence

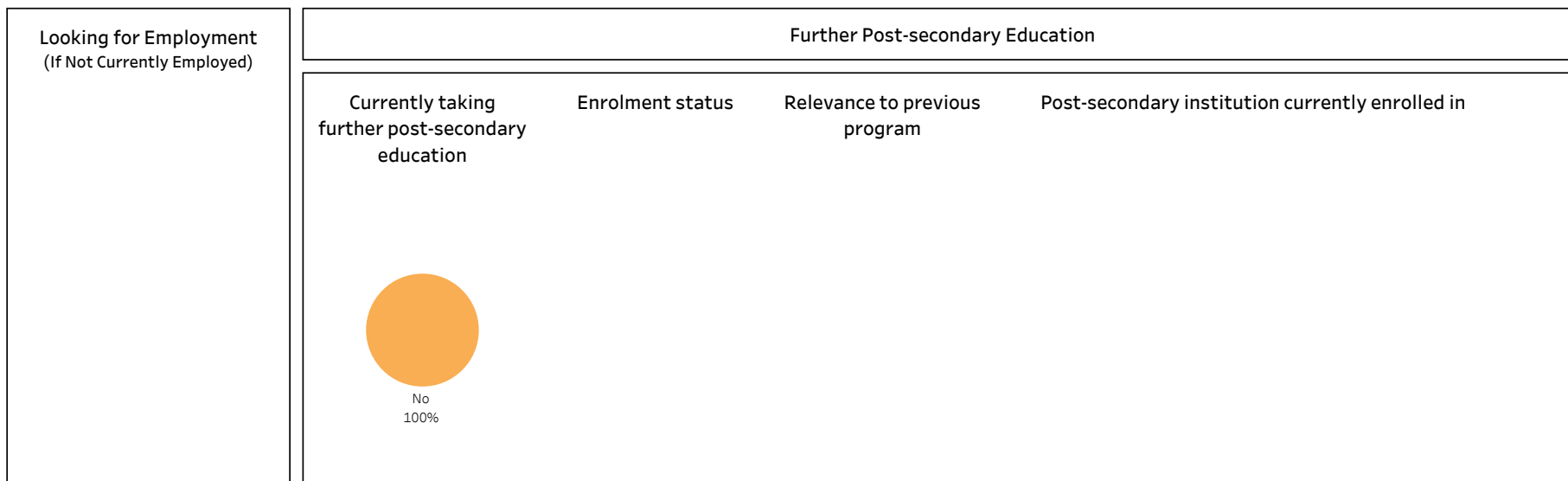
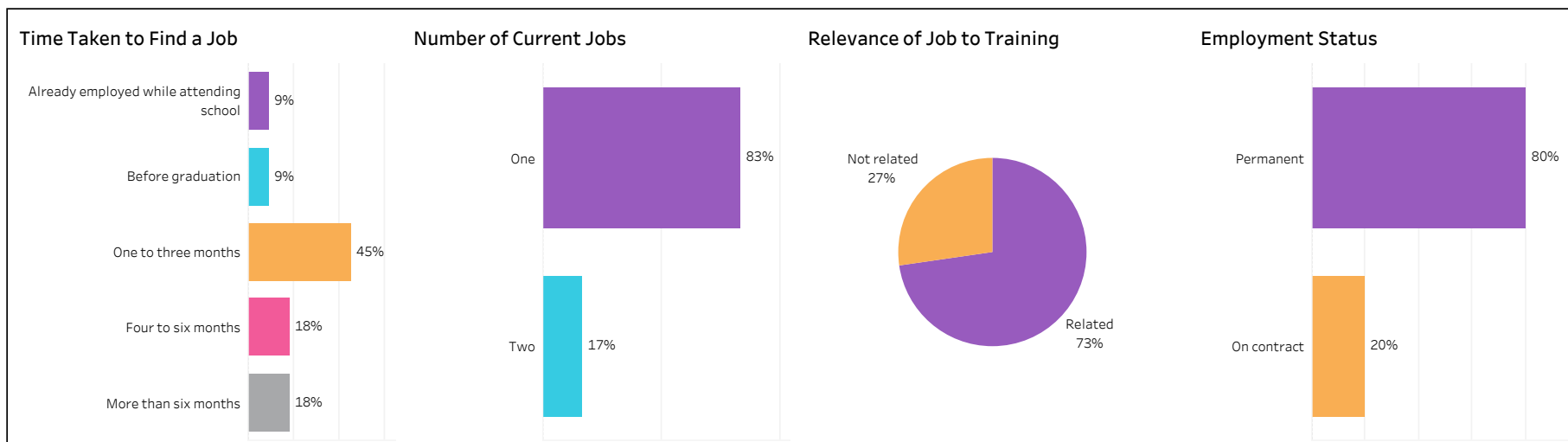
Saskatoon	Elsewhere in Sask	Outside Sask
67%	17%	17%



2017-18 Graduate Follow-up Survey

Campus: **Saskatoon**; School: **Hospitality & Tourism**; Program: **Hotel & Restaurant Management**; Credential: **DIP**; Program Type: **Base**

Number of Respondents:
12





2017-18 Graduate Follow-up Survey

Campus: **Prince Albert**; School: **Hospitality & Tourism**; Program: **Institutional Cooking**; Credential: **APCERT**; Program Type: **Con Ed - Brokered**

Number of Respondents:
6

Class of Graduates
2017-18

School
Hospitality & Tourism

Campus
Prince Albert

Program
Institutional Cooking

Credential
APCERT

Base/Con Ed/Brokered
Con Ed - Brokered

Indigenous
All

Overall Employment

Available Workforce	# of Grads Employed	Employment Rate	# of Full-time Employed	Full-time Employment Rate
6	2	33%	2	33%

Training Related Employment

Available Workforce	# of Grads Employed	Employment Rate	# of Full-time Employed Grads	Full-time Employment Rate
6	2	33%	2	33%

Location of Employment

Saskatoon	Regina	Moose Jaw	Prince Albert	Elsewhere in Sask	Outside Sask
0%	0%	0%	0%	100%	0%

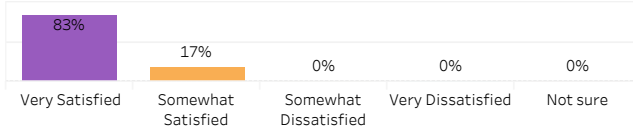
Average Annual Salary

Overall (\$)	26,260
Full-time Training Related (\$)	26,260

Salary by Location

	Overall (\$)	Full-time Training Related (\$)
Elsewhere in SK	26,260	26,260

Overall Satisfaction with Program



Satisfaction with Sask Polytech

Satisfied with the decision to attend Sask Polytech	Recommend program to others	Recommend Sask Polytech to others
100%	100%	100%

Satisfaction with Campus Facilities & Services

■ Satisfied
 ■ Dissatisfied
 ■ Not sure

Campus facilities



Campus activities



Instruction delivered



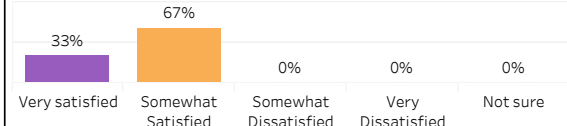
Student support services



Educational experience




Relevance of Program to Field of Employment




Program Benefits

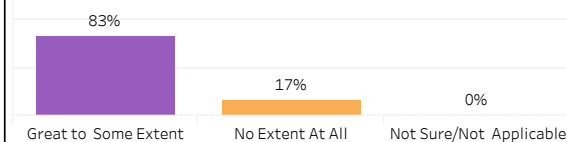
Skills and knowledge relevant in the workplace



Improved earning potential



Improved employment opportunities



Location of Current Residence

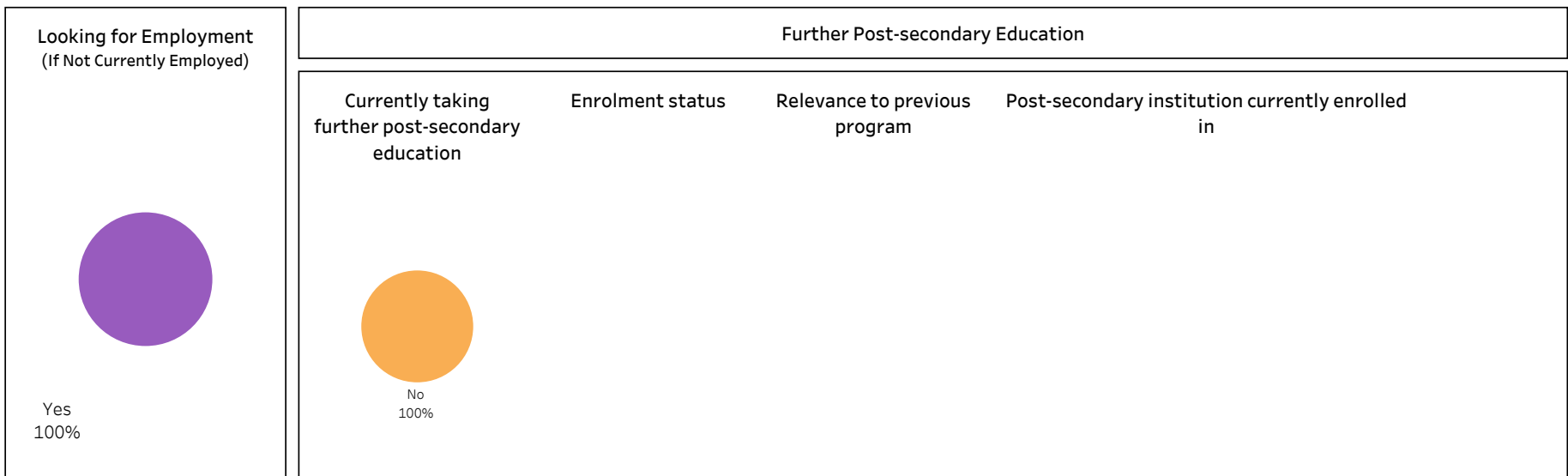
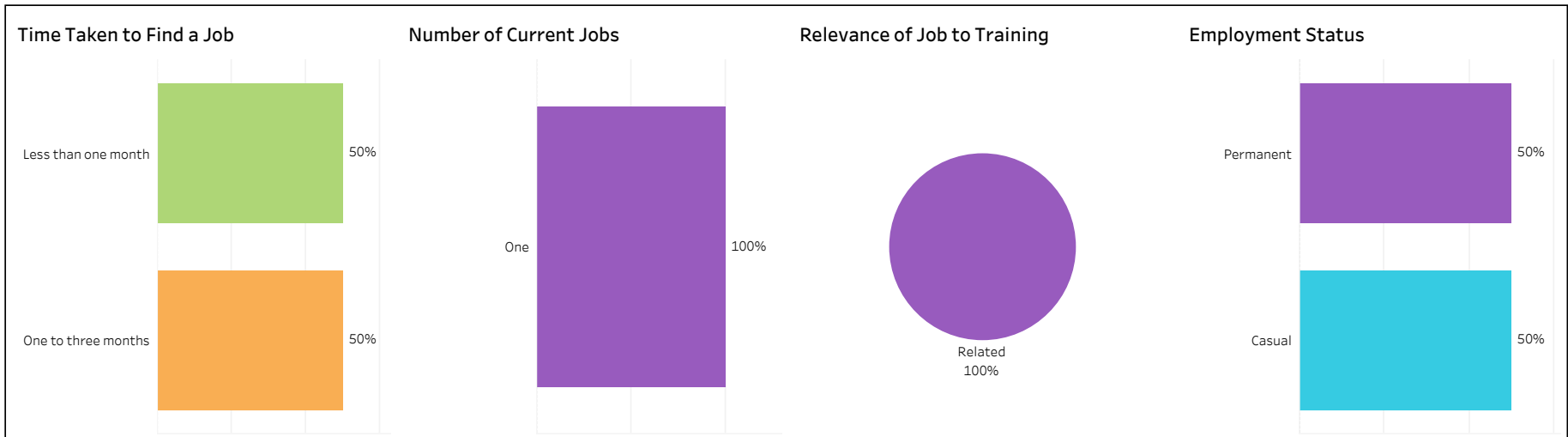
Prince Albert	Elsewhere in Sask
17%	83%



2017-18 Graduate Follow-up Survey

Campus: **Prince Albert**; School: **Hospitality & Tourism**; Program: **Institutional Cooking**; Credential: **APCERT**; Program Type: **Con Ed - Brokered**

Number of Respondents:
6





2017-18 Graduate Follow-up Survey

Campus: **Moose Jaw**; School: **Hospitality & Tourism**; Program: **Professional Cooking**;
Credential: **CERT**; Program Type: **Base**

Number of Respondents:
7

Class of Graduates
2017-18

School
Hospitality & Tourism

Campus
Moose Jaw

Program
Professional Cooking

Credential
CERT

Base/Con Ed/Brokered
Base

Indigenous
All

Overall Employment

Available Workforce	# of Grads Employed	Employment Rate	# of Full-time Employed	Full-time Employment Rate
7	6	86%	2	29%

Training Related Employment

Available Workforce	# of Grads Employed	Employment Rate	# of Full-time Employed Grads	Full-time Employment Rate
7	4	57%	2	29%

Location of Employment

Saskatoon	Regina	Moose Jaw	Prince Albert	Elsewhere in Sask	Outside Sask
33%	33%	33%	0%	0%	0%

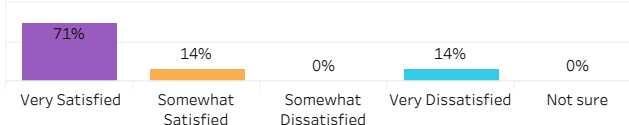
Average Annual Salary

Overall (\$)	20,760
Full-time Training Related (\$)	32,240

Salary by Location

	Overall (\$)	Full-time Training Related (\$)
Saskatoon	16,660	
Regina	32,240	32,240
Moose Jaw	6,000	

Overall Satisfaction with Program



Satisfaction with Sask Polytech

Satisfied with the decision to attend Sask Polytech	Recommend program to others	Recommend Sask Polytech to others
86%	86%	100%

Satisfaction with Campus Facilities & Services

■ Satisfied
 ■ Dissatisfied
 ■ Not sure

Campus facilities



Campus activities



Instruction delivered



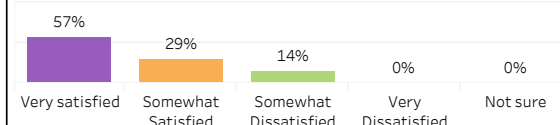
Student support services



Educational experience




Relevance of Program to Field of Employment

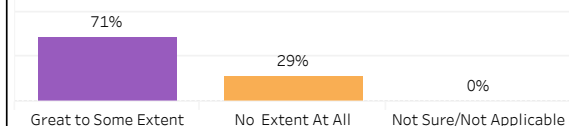


Program Benefits

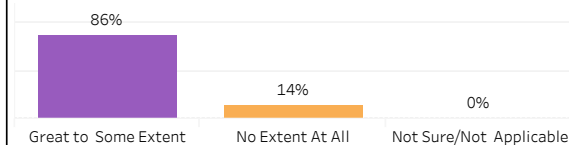
Skills and knowledge relevant in the workplace



Improved earning potential



Improved employment opportunities



Location of Current Residence

Saskatoon	Moose Jaw	Elsewhere in Sask
29%	57%	14%

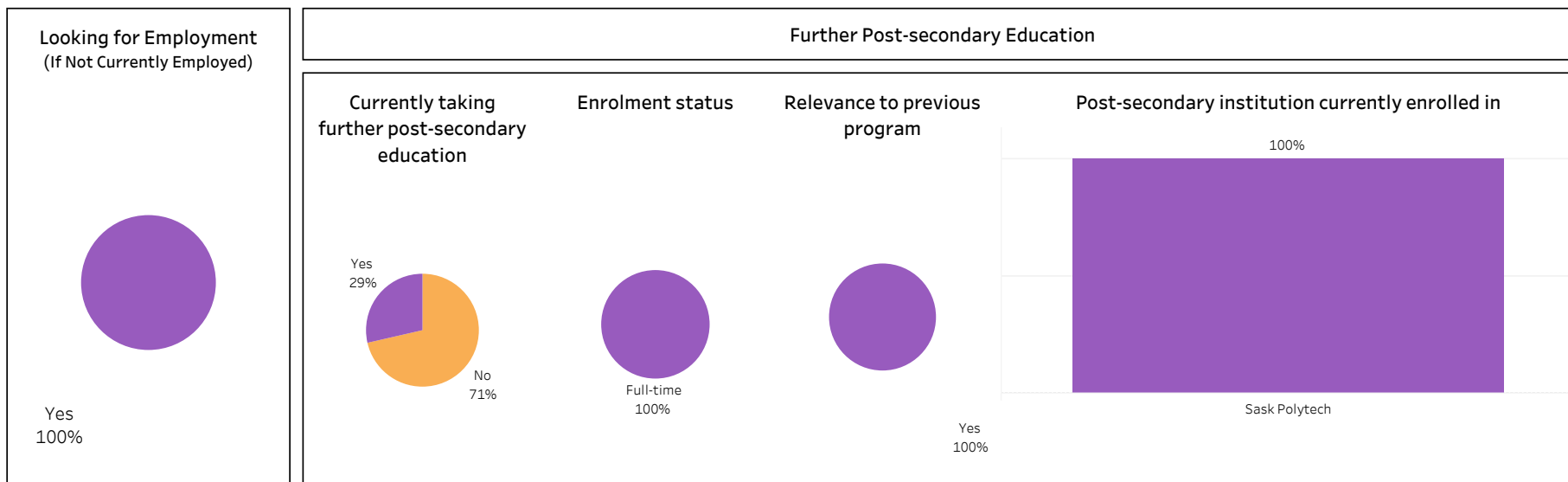
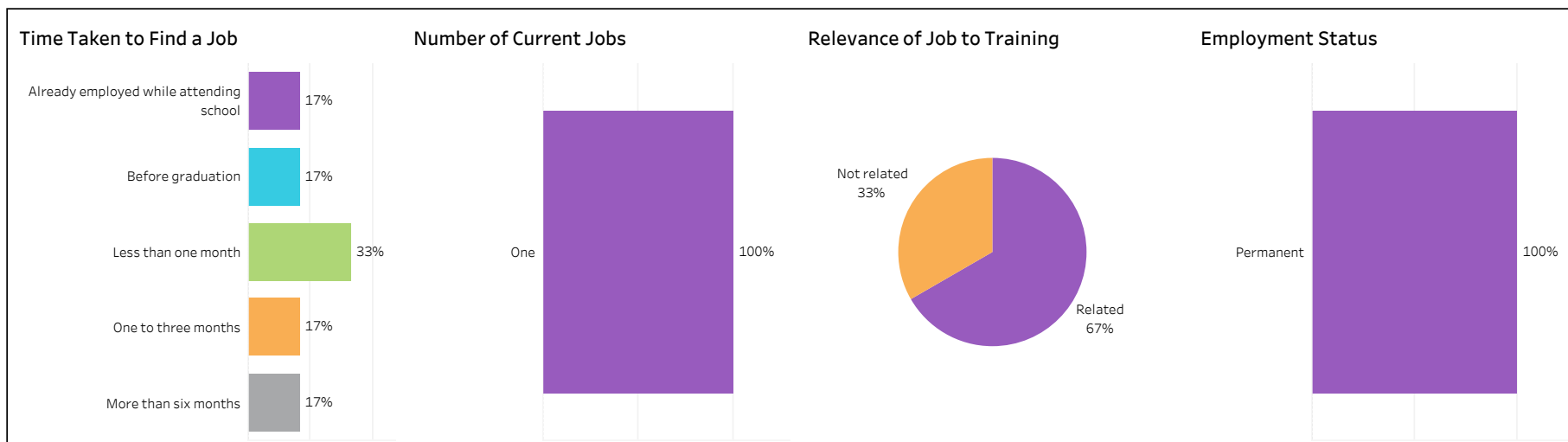


2017-18 Graduate Follow-up Survey

Campus: **Moose Jaw**; School: **Hospitality & Tourism**; Program: **Professional Cooking**;

Credential: **CERT**; Program Type: **Base**

Number of Respondents:
7





2017-18 Graduate Follow-up Survey

Campus: **Prince Albert**; School: **Hospitality & Tourism**; Program: **Professional Cooking**; Credential: **CERT**; Program Type: **Base**

Number of Respondents:
17

Class of Graduates
2017-18

School
Hospitality & Tourism

Campus
Prince Albert

Program
Professional Cooking

Credential
CERT

Base/Con Ed/Brokered
Base

Indigenous
All

Overall Employment

Available Workforce	# of Grads Employed	Employment Rate	# of Full-time Employed	Full-time Employment Rate
16	13	81%	12	75%

Training Related Employment

Available Workforce	# of Grads Employed	Employment Rate	# of Full-time Employed Grads	Full-time Employment Rate
16	12	75%	11	69%

Location of Employment

Saskatoon	Regina	Moose Jaw	Prince Albert	Elsewhere in Sask	Outside Sask
8%	0%	0%	50%	33%	8%

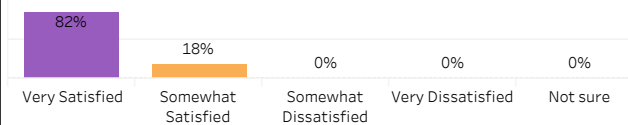
Average Annual Salary

Overall (\$)	39,745
Full-time Training Related (\$)	42,823

Salary by Location

	Overall (\$)	Full-time Training Related (\$)
Saskatoon	32,926	32,926
Prince Albert	33,246	33,246
Elsewhere in SK	66,924	66,924
British Columbia	18,200	

Overall Satisfaction with Program



Satisfaction with Sask Polytech

Satisfied with the decision to attend Sask Polytech	Recommend program to others	Recommend Sask Polytech to others
100%	100%	100%

Satisfaction with Campus Facilities & Services

■ Satisfied
 ■ Dissatisfied
 ■ Not sure

Campus facilities



Campus activities



Instruction delivered



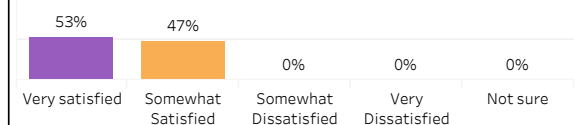
Student support services



Educational experience

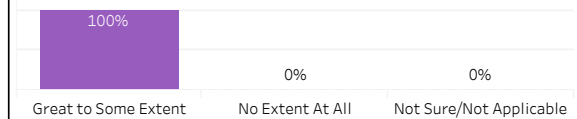


Relevance of Program to Field of Employment

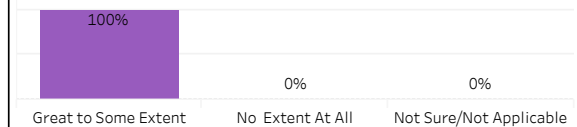


Program Benefits

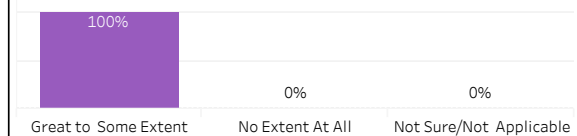
Skills and knowledge relevant in the workplace



Improved earning potential



Improved employment opportunities



Location of Current Residence

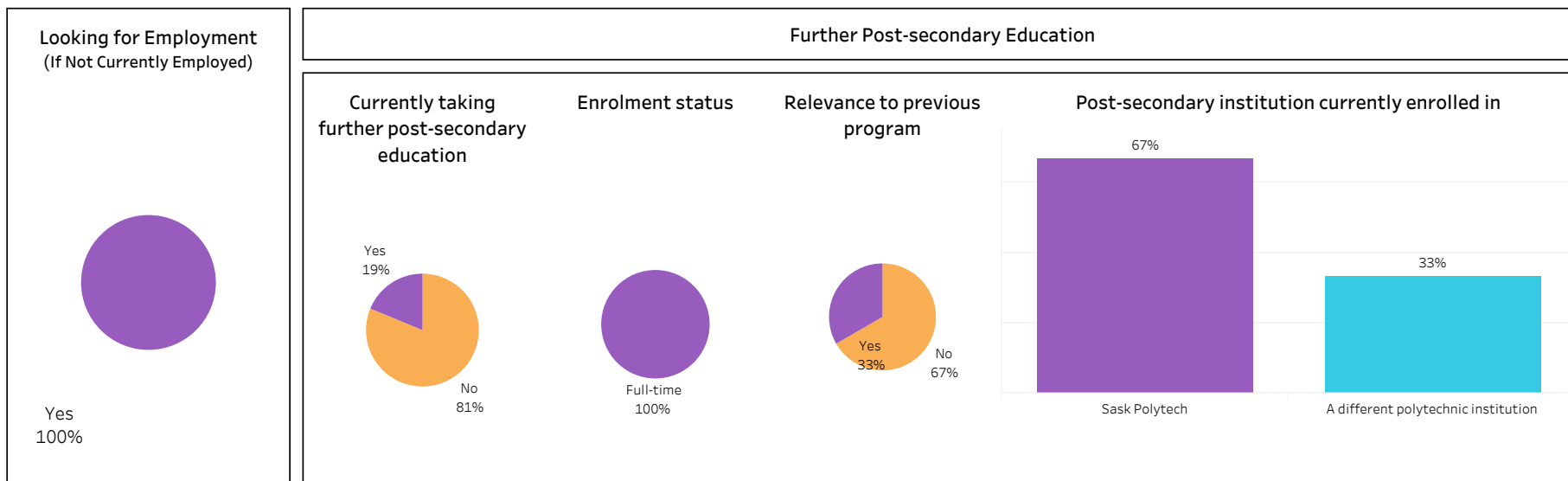
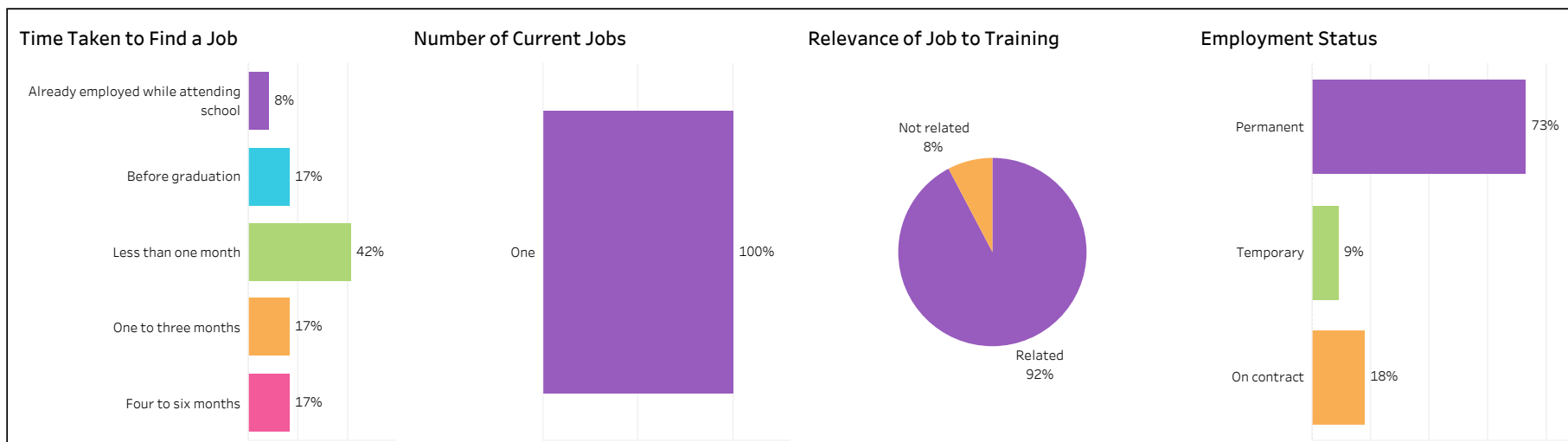
Saskatoon	Prince Albert	Elsewhere in Sask	Outside Sask
6%	53%	35%	6%



2017-18 Graduate Follow-up Survey

Campus: **Prince Albert**; School: **Hospitality & Tourism**; Program: **Professional Cooking**; Credential: **CERT**; Program Type: **Base**

Number of Respondents:
17





2017-18 Graduate Follow-up Survey

Campus: **Prince Albert**; School: **Hospitality & Tourism**; Program: **Professional Cooking**; Credential: **CERT**; Program Type: **Con Ed - Brokered**

Number of Respondents:
3

Class of Graduates
2017-18

School
Hospitality & Tourism

Campus
Prince Albert

Program
Professional Cooking

Credential
CERT

Base/Con Ed/Brokered
Con Ed - Brokered

Indigenous
All

Overall Employment

Available Workforce	# of Grads Employed	Employment Rate	# of Full-time Employed	Full-time Employment Rate
3	3	100%	2	67%

Training Related Employment

Available Workforce	# of Grads Employed	Employment Rate	# of Full-time Employed Grads	Full-time Employment Rate
3	3	100%	2	67%

Location of Employment

Saskatoon	Regina	Moose Jaw	Prince Albert	Elsewhere in Sask	Outside Sask
0%	0%	0%	0%	100%	0%

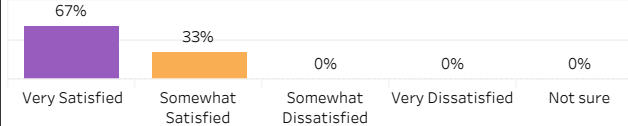
Average Annual Salary

Overall (\$)	24,625
Full-time Training Related (\$)	24,625

Salary by Location

	Overall (\$)	Full-time Training Related (\$)
Elsewhere in SK	24,625	24,625

Overall Satisfaction with Program



Satisfaction with Sask Polytech

Satisfied with the decision to attend Sask Polytech	Recommend program to others	Recommend Sask Polytech to others
100%	100%	100%

Satisfaction with Campus Facilities & Services

■ Satisfied
 ■ Dissatisfied
 ■ Not sure

Campus facilities



Campus activities



Instruction delivered



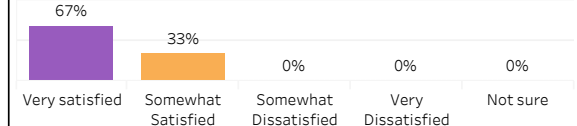
Student support services



Educational experience




Relevance of Program to Field of Employment

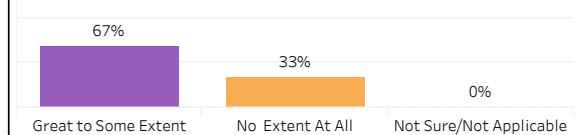


Program Benefits


Skills and knowledge relevant in the workplace



Improved earning potential



Improved employment opportunities



Location of Current Residence

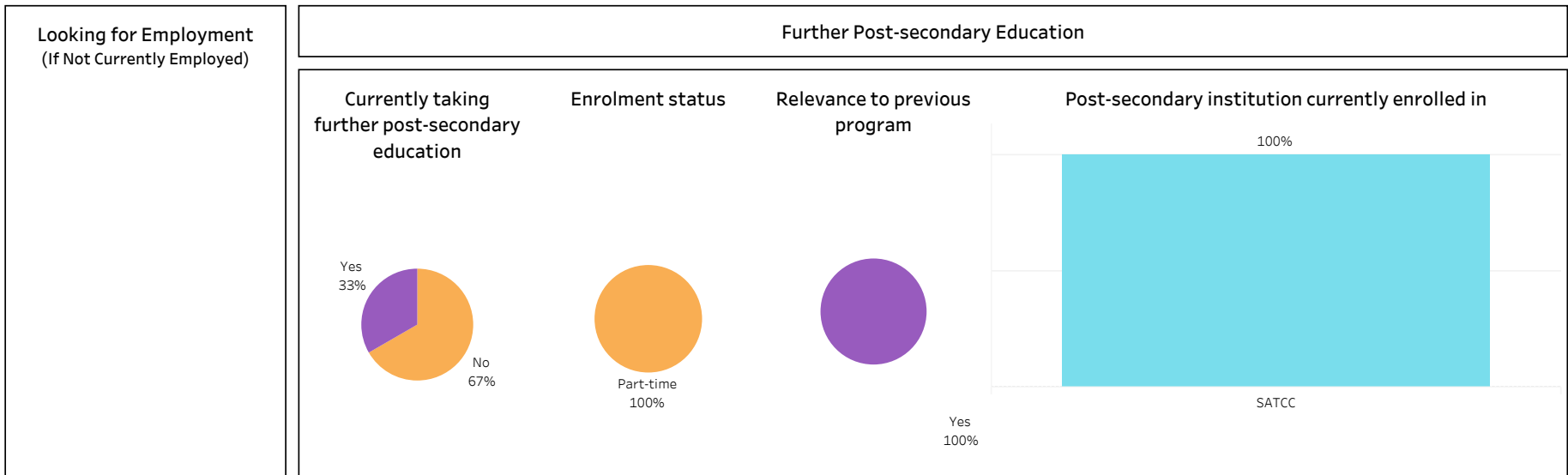
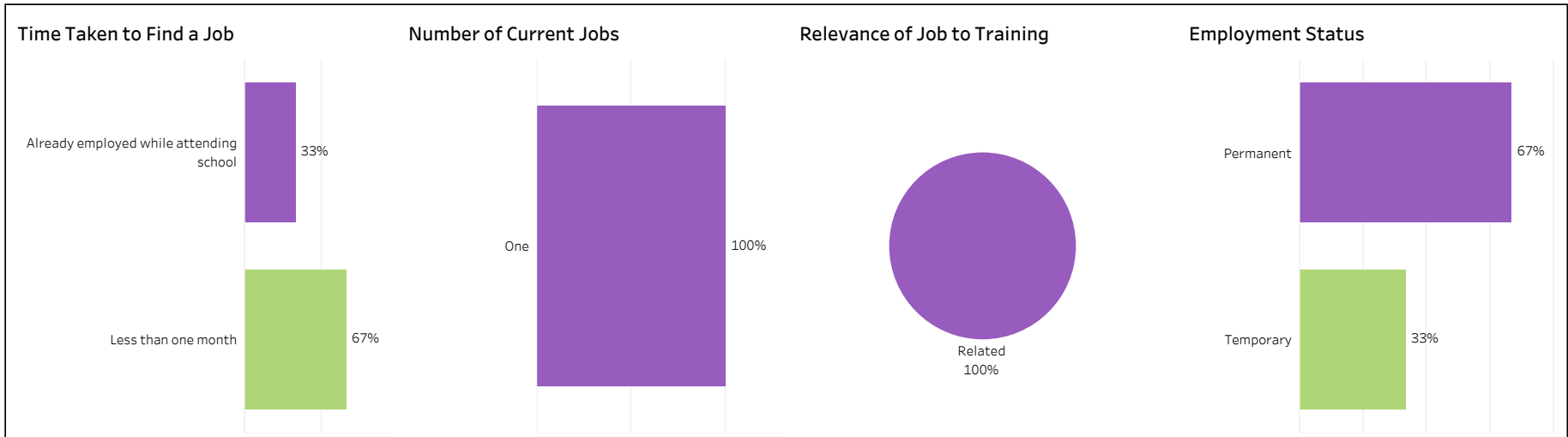
Elsewhere in Sask
100%



2017-18 Graduate Follow-up Survey

Campus: **Prince Albert**; School: **Hospitality & Tourism**; Program: **Professional Cooking**; Credential: **CERT**; Program Type: **Con Ed - Brokered**

Number of Respondents:
3





2017-18 Graduate Follow-up Survey

Campus: **Saskatoon**; School: **Hospitality & Tourism**; Program: **Recreation & Community Develop**; Credential: **DIP**; Program Type: **Base**

Number of Respondents:
2

Class of Graduates
2017-18

School
Hospitality & Tourism

Campus
Saskatoon

Program
Recreation & Communit..

Credential
DIP

Base/Con Ed/Brokered
Base

Indigenous
All

Overall Employment

Available Workforce	# of Grads Employed	Employment Rate	# of Full-time Employed	Full-time Employment Rate
1	1	100%	1	100%

Training Related Employment

Available Workforce	# of Grads Employed	Employment Rate	# of Full-time Employed Grads	Full-time Employment Rate
1	0	0%		

Location of Employment

Saskatoon	Regina	Moose Jaw	Prince Albert	Elsewhere in Sask	Outside Sask
0%	0%	0%	0%	100%	0%

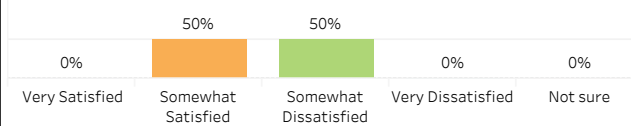
Average Annual Salary

Overall (\$)	41,600
Full-time Training Related (\$)	

Salary by Location

	Overall (\$)	Full-time Training Related (\$)
Elsewhere in SK	41,600	

Overall Satisfaction with Program



Satisfaction with Sask Polytech

Satisfied with the decision to attend Sask Polytech	Recommend program to others	Recommend Sask Polytech to others
100%	50%	100%

Satisfaction with Campus Facilities & Services

■ Satisfied
 ■ Dissatisfied
 ■ Not sure

Campus facilities



Campus activities



Instruction delivered



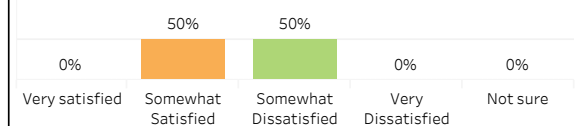
Student support services



Educational experience

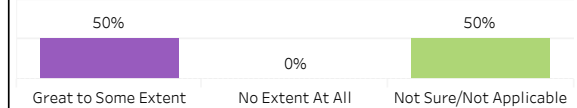


Relevance of Program to Field of Employment




Program Benefits


Skills and knowledge relevant in the workplace



Improved earning potential



Improved employment opportunities



Location of Current Residence

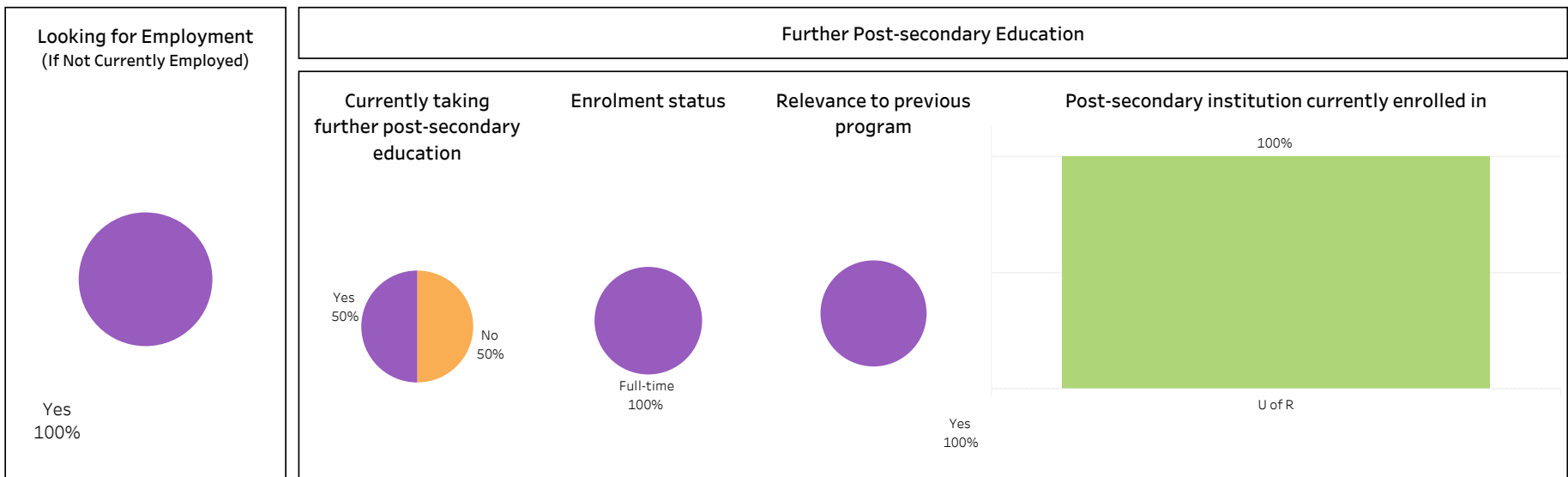
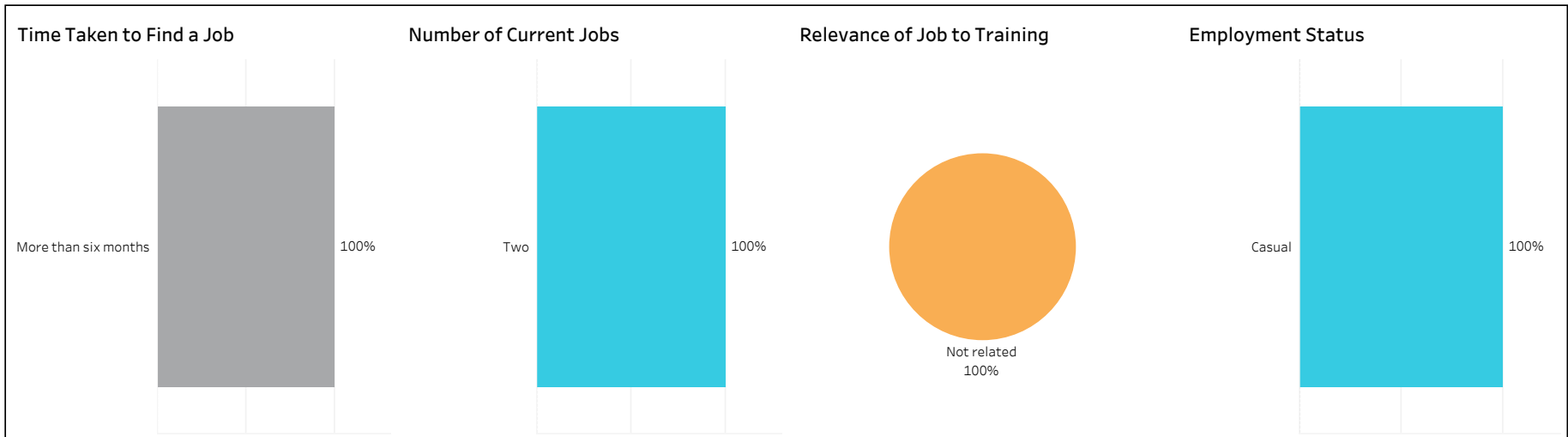
Saskatoon	Elsewhere in Sask
50%	50%



2017-18 Graduate Follow-up Survey

Campus: **Saskatoon**; School: **Hospitality & Tourism**; Program: **Recreation & Community Develop**; Credential: **DIP**; Program Type: **Base**

Number of Respondents:
2





2017-18 Graduate Follow-up Survey

Campus: **Prince Albert**; School: **Hospitality & Tourism**; Program: **Retail Meat Specialist**; Credential: **APCERT**; Program Type: **Con Ed - Sask Polytech Delivered**

Number of Respondents:
9

Class of Graduates
2017-18

School
Hospitality & Tourism

Campus
Prince Albert

Program
Retail Meat Specialist

Credential
APCERT

Base/Con Ed/Brokered
Con Ed - Sask Polytech Delivered

Indigenous
All

Overall Employment

Available Workforce	# of Grads Employed	Employment Rate	# of Full-time Employed	Full-time Employment Rate
8	5	63%	5	63%

Training Related Employment

Available Workforce	# of Grads Employed	Employment Rate	# of Full-time Employed Grads	Full-time Employment Rate
8	2	25%	2	25%

Location of Employment

Saskatoon	Regina	Moose Jaw	Prince Albert	Elsewhere in Sask	Outside Sask
20%	20%	0%	20%	20%	20%

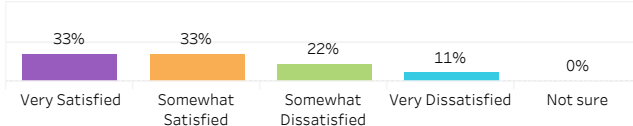
Average Annual Salary

Overall (\$)	39,770
Full-time Training Related (\$)	41,860

Salary by Location

	Overall (\$)	Full-time Training Related (\$)
Saskatoon	41,600	41,600
Regina	33,360	
Prince Albert	42,000	
Elsewhere in SK	42,120	42,120
British Columbia		

Overall Satisfaction with Program



Satisfaction with Sask Polytech

Satisfied with the decision to attend Sask Polytech	Recommend program to others	Recommend Sask Polytech to others
89%	78%	89%

Satisfaction with Campus Facilities & Services

■ Satisfied
 ■ Dissatisfied
 ■ Not sure

Campus facilities



Campus activities



Instruction delivered



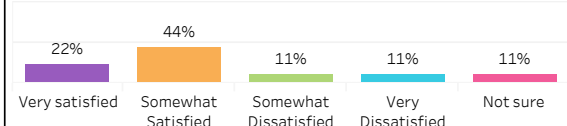
Student support services



Educational experience

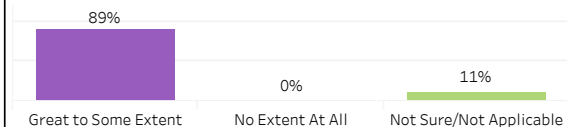


Relevance of Program to Field of Employment

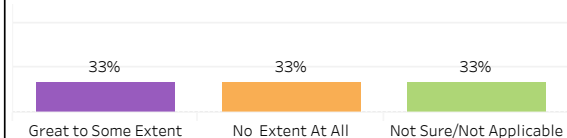


Program Benefits

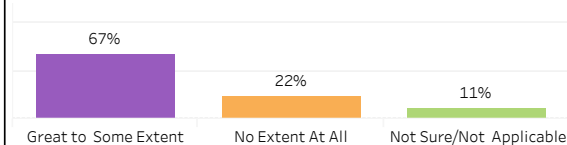
Skills and knowledge relevant in the workplace



Improved earning potential



Improved employment opportunities



Location of Current Residence

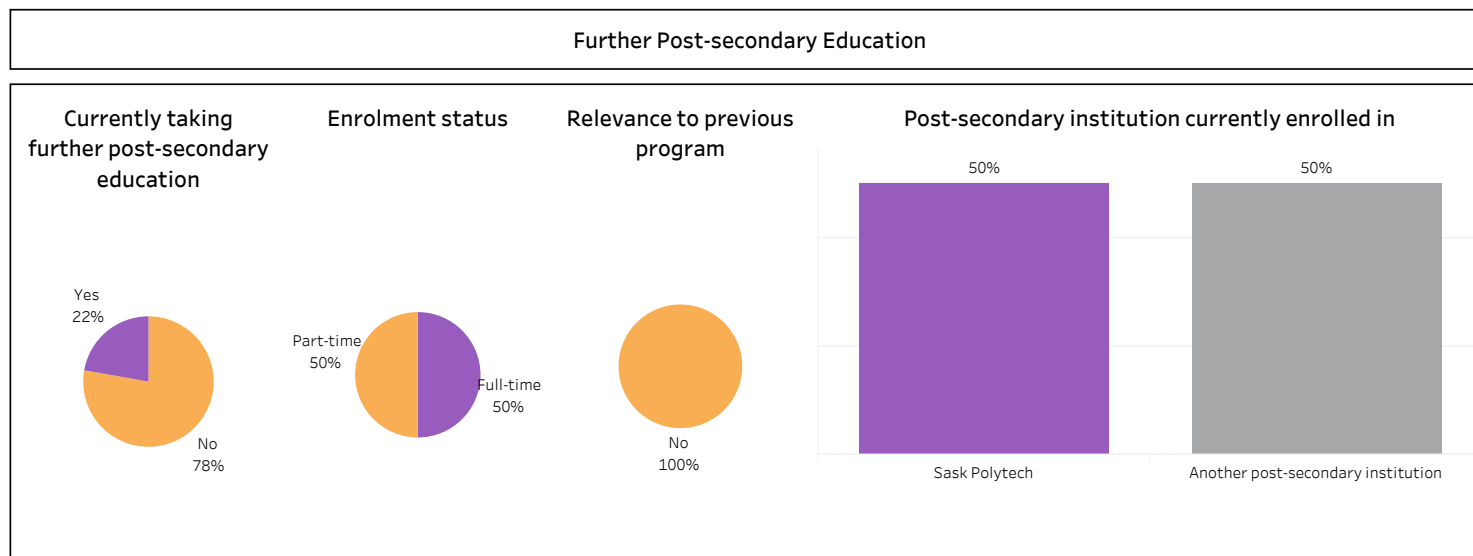

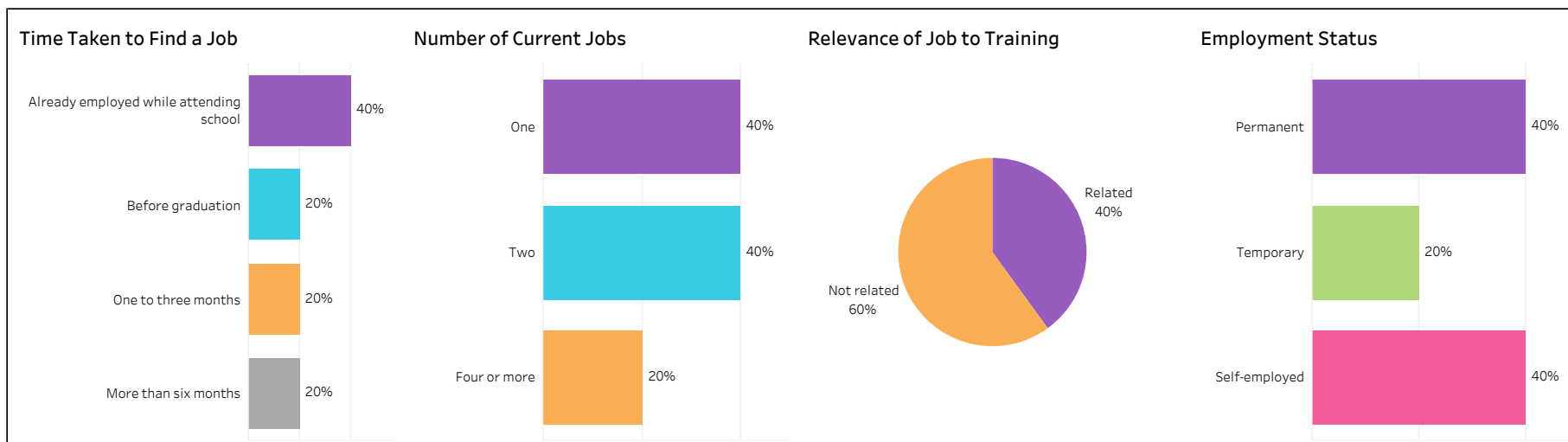
Regina	Prince Albert	Elsewhere in Sask	Outside Sask
11%	33%	44%	11%



2017-18 Graduate Follow-up Survey

Campus: **Prince Albert**; School: **Hospitality & Tourism**; Program: **Retail Meat Specialist**; Credential: **APCERT**; Program Type: **Con Ed - Sask Polytech Delivered**

Number of Respondents:
9



School of Human Services & Community Safety



2017-18 Graduate Follow-up Survey

Campus: **All**; School: **Human Services & Community Safety**; Program: **All**; Credential: **All**; Program Type: **All**

Number of Respondents:
358

Class of Graduates
2017-18

School
Human Services & Com..

Campus
All

Program
All

Credential
All

Base/Con Ed/Brokered
All

Indigenous
All

Overall Employment

Available Workforce	# of Grads Employed	Employment Rate	# of Full-time Employed	Full-time Employment Rate
317	299	94%	241	76%

Training Related Employment

Available Workforce	# of Grads Employed	Employment Rate	# of Full-time Employed Grads	Full-time Employment Rate
317	237	75%	200	63%

Location of Employment

Saskatoon	Regina	Moose Jaw	Prince Albert	Elsewhere in Sask	Outside Sask
33%	22%	2%	17%	23%	3%

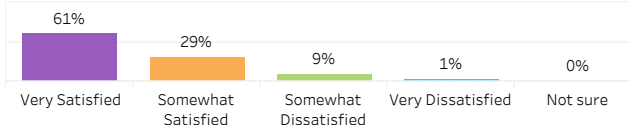
Average Annual Salary

Overall (\$)	37,748
Full-time Training Related (\$)	41,406

Salary by Location

	Overall (\$)	Full-time Training Related (\$)
Saskatoon	37,250	42,828
Regina	39,429	41,655
Moose Jaw	53,701	19,752
Prince Albert	39,518	45,504
Elsewhere in SK	34,437	37,381
Alberta	30,689	32,565
British Columbia	52,000	52,000
Manitoba	36,660	36,660

Overall Satisfaction with Program



Satisfaction with Sask Polytech

Satisfied with the decision to attend Sask Polytech	Recommend program to others	Recommend Sask Polytech to others
93%	88%	96%

Satisfaction with Campus Facilities & Services

■ Satisfied
 ■ Dissatisfied
 ■ Not sure

Campus facilities



Campus activities



Instruction delivered



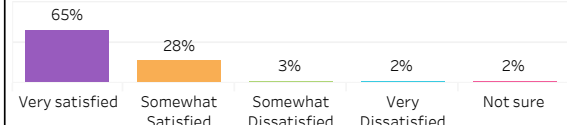
Student support services



Educational experience

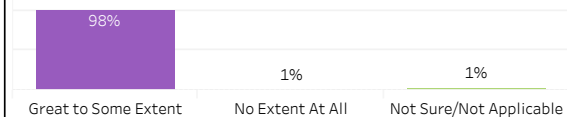


Relevance of Program to Field of Employment

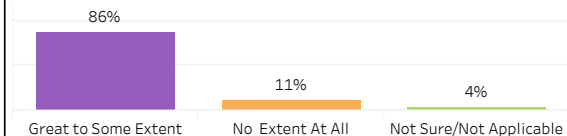


Program Benefits

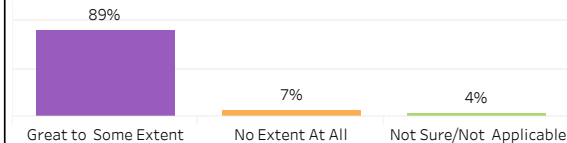
Skills and knowledge relevant in the workplace



Improved earning potential



Improved employment opportunities



Location of Current Residence

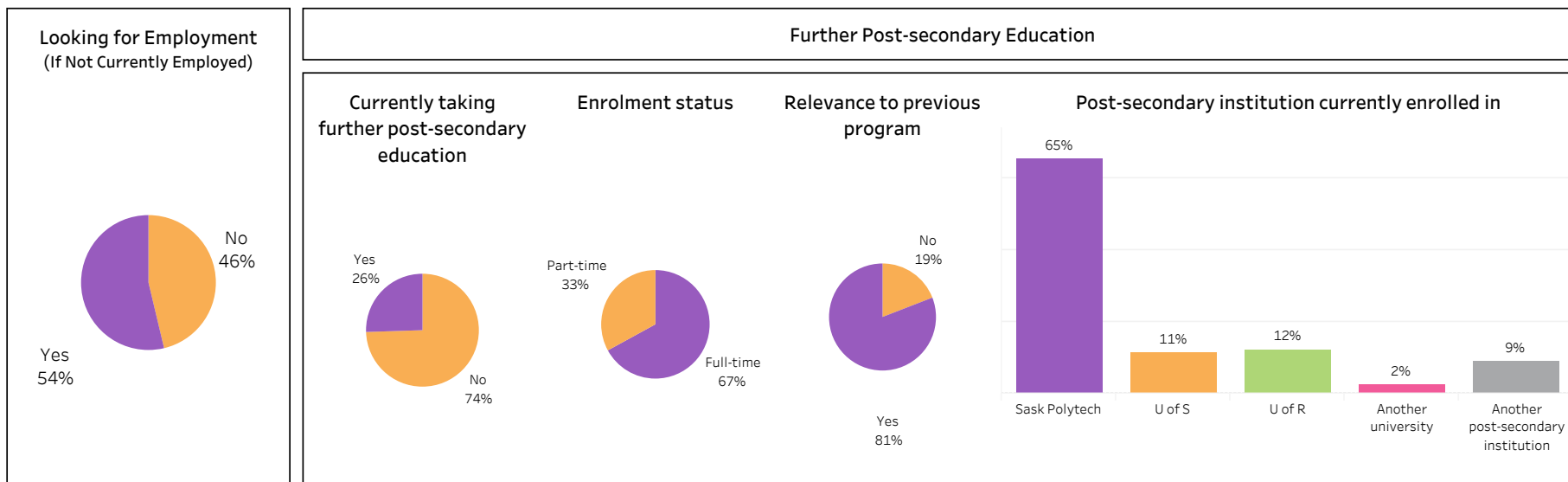
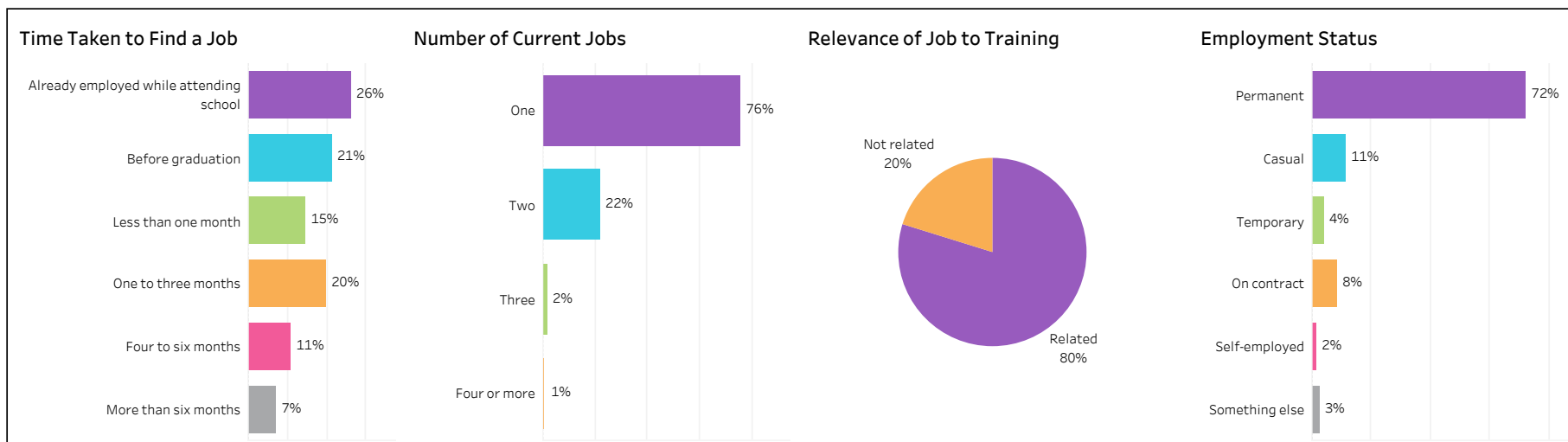
Saskatoon	Regina	Moose Jaw	Prince Albert	Elsewhere in Sask	Outside Sask
35%	20%	2%	18%	23%	2%



2017-18 Graduate Follow-up Survey

Campus: **All**; School: **Human Services & Community Safety**; Program: **All**; Credential: **All**; Program Type: **All**

Number of Respondents:
358





2017-18 Graduate Follow-up Survey

Campus: **All**; School: **Human Services & Community Safety**; Program: **All**; Credential: **All**; Program Type: **Base**

Number of Respondents:
170

Class of Graduates
2017-18

School
Human Services & Com..

Campus
All

Program
All

Credential
All

Base/Con Ed/Brokered
Base

Indigenous
All

Overall Employment

Available Workforce	# of Grads Employed	Employment Rate	# of Full-time Employed	Full-time Employment Rate
149	143	96%	109	73%

Training Related Employment

Available Workforce	# of Grads Employed	Employment Rate	# of Full-time Employed Grads	Full-time Employment Rate
149	110	74%	88	59%

Location of Employment

Saskatoon	Regina	Moose Jaw	Prince Albert	Elsewhere in Sask	Outside Sask
41%	17%	3%	21%	17%	1%

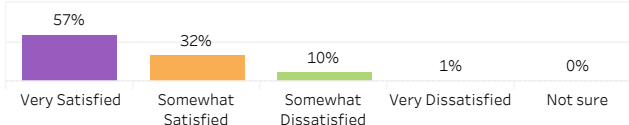
Average Annual Salary

Overall (\$)	41,666
Full-time Training Related (\$)	47,105

Salary by Location

	Overall (\$)	Full-time Training Related (\$)
Saskatoon	41,486	49,503
Regina	36,177	41,579
Moose Jaw	67,000	39,000
Prince Albert	44,309	50,823
Elsewhere in SK	39,509	43,421
Alberta	31,850	31,850
British Columbia	52,000	52,000

Overall Satisfaction with Program



Satisfaction with Sask Polytech

Satisfied with the decision to attend Sask Polytech	Recommend program to others	Recommend Sask Polytech to others
94%	89%	97%

Satisfaction with Campus Facilities & Services

■ Satisfied
 ■ Dissatisfied
 ■ Not sure

Campus facilities



Campus activities



Instruction delivered



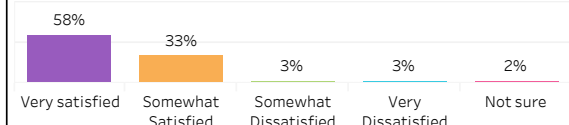
Student support services



Educational experience

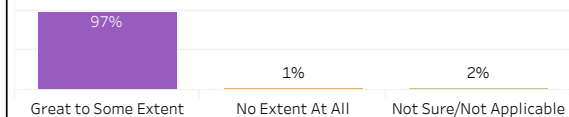


Relevance of Program to Field of Employment

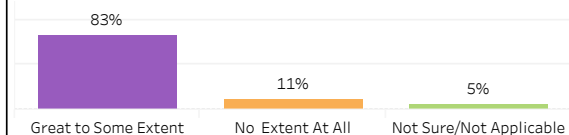


Program Benefits

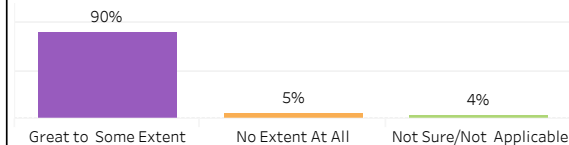
Skills and knowledge relevant in the workplace



Improved earning potential



Improved employment opportunities



Location of Current Residence

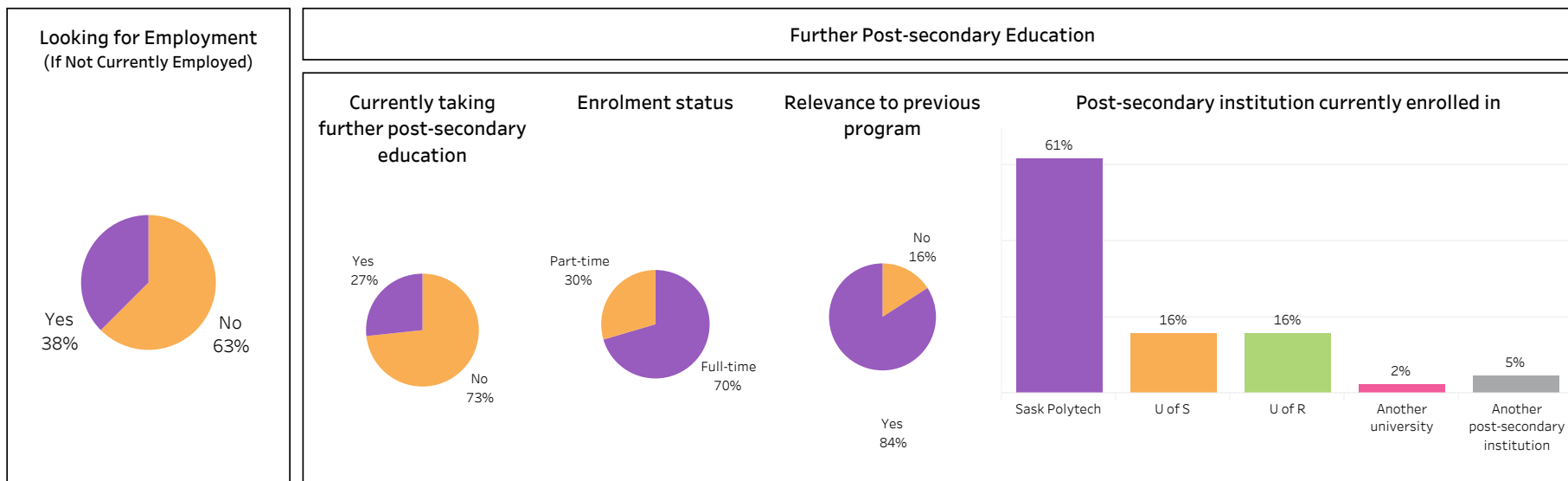
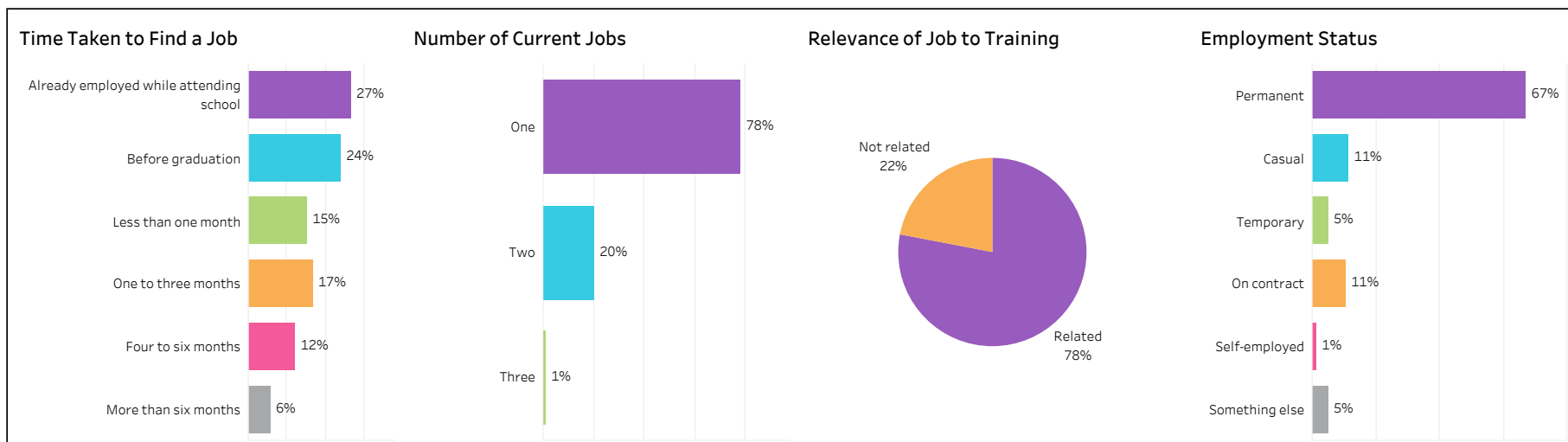
Saskatoon	Regina	Moose Jaw	Prince Albert	Elsewhere in Sask	Outside Sask
44%	18%	3%	21%	12%	2%



2017-18 Graduate Follow-up Survey

Campus: **All**; School: **Human Services & Community Safety**; Program: **All**; Credential: **All**; Program Type: **Base**

Number of Respondents:
170





2017-18 Graduate Follow-up Survey

Campus: **All**; School: **Human Services & Community Safety**; Program: **All**; Credential: **All**; Program Type: **Con Ed - Sask Polytech Delivered**

Number of Respondents:
138

Class of Graduates
2017-18

School
Human Services & Com..

Campus
All

Program
All

Credential
All

Base/Con Ed/Brokered
Con Ed - Sask Polytech Delivered

Indigenous
All

Overall Employment

Available Workforce	# of Grads Employed	Employment Rate	# of Full-time Employed	Full-time Employment Rate
124	118	95%	103	83%

Training Related Employment

Available Workforce	# of Grads Employed	Employment Rate	# of Full-time Employed Grads	Full-time Employment Rate
124	93	75%	84	68%

Location of Employment

Saskatoon	Regina	Moose Jaw	Prince Albert	Elsewhere in Sask	Outside Sask
31%	34%	2%	15%	15%	4%

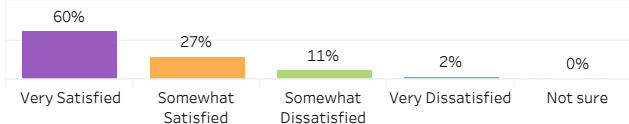
Average Annual Salary

Overall (\$)	35,151
Full-time Training Related (\$)	37,952

Salary by Location

	Overall (\$)	Full-time Training Related (\$)
Saskatoon	31,856	34,726
Regina	41,381	42,007
Moose Jaw	504	504
Prince Albert	32,384	37,007
Elsewhere in SK	34,839	44,240
Alberta	26,936	
Manitoba	36,660	36,660

Overall Satisfaction with Program



Satisfaction with Sask Polytech

Satisfied with the decision to attend Sask Polytech	Recommend program to others	Recommend Sask Polytech to others
92%	84%	94%

Satisfaction with Campus Facilities & Services

■ Satisfied
 ■ Dissatisfied
 ■ Not sure

Campus facilities



Campus activities



Instruction delivered



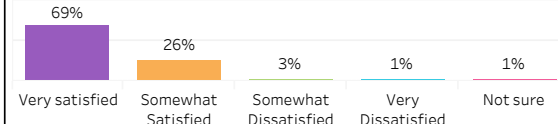
Student support services



Educational experience

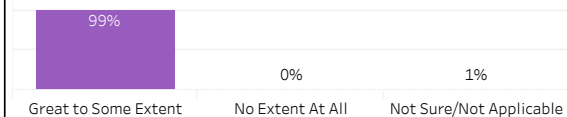


Relevance of Program to Field of Employment

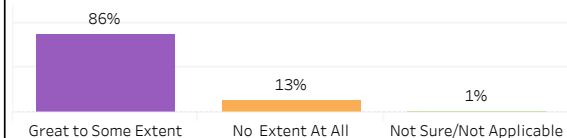


Program Benefits

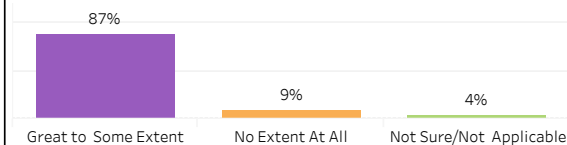
Skills and knowledge relevant in the workplace



Improved earning potential



Improved employment opportunities



Location of Current Residence

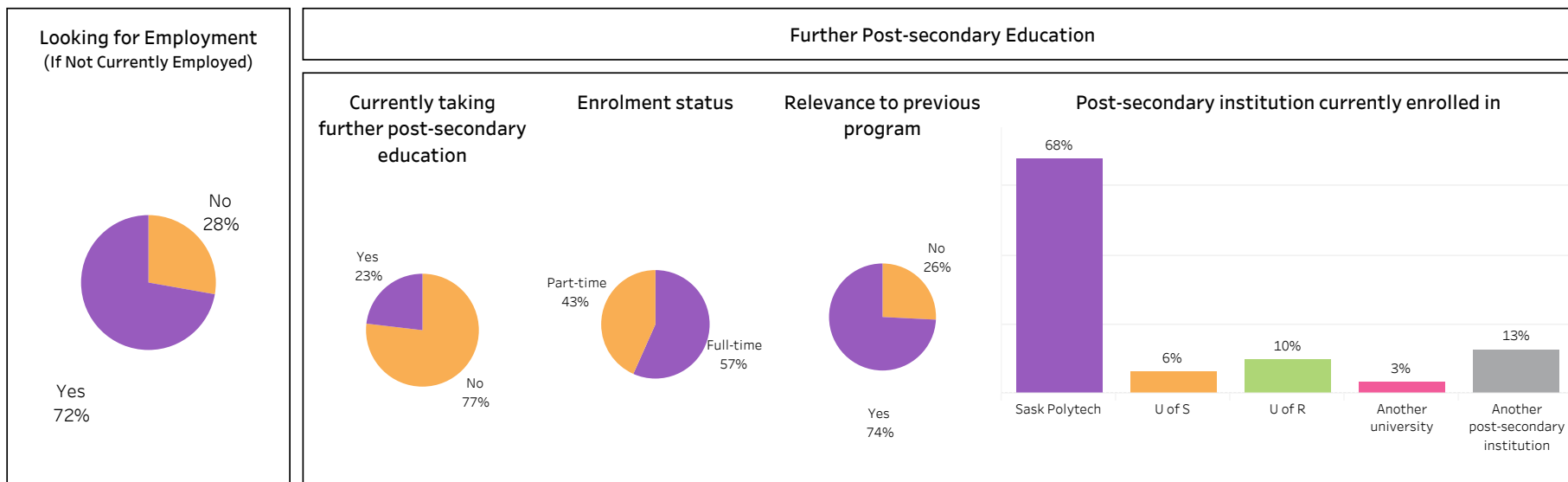
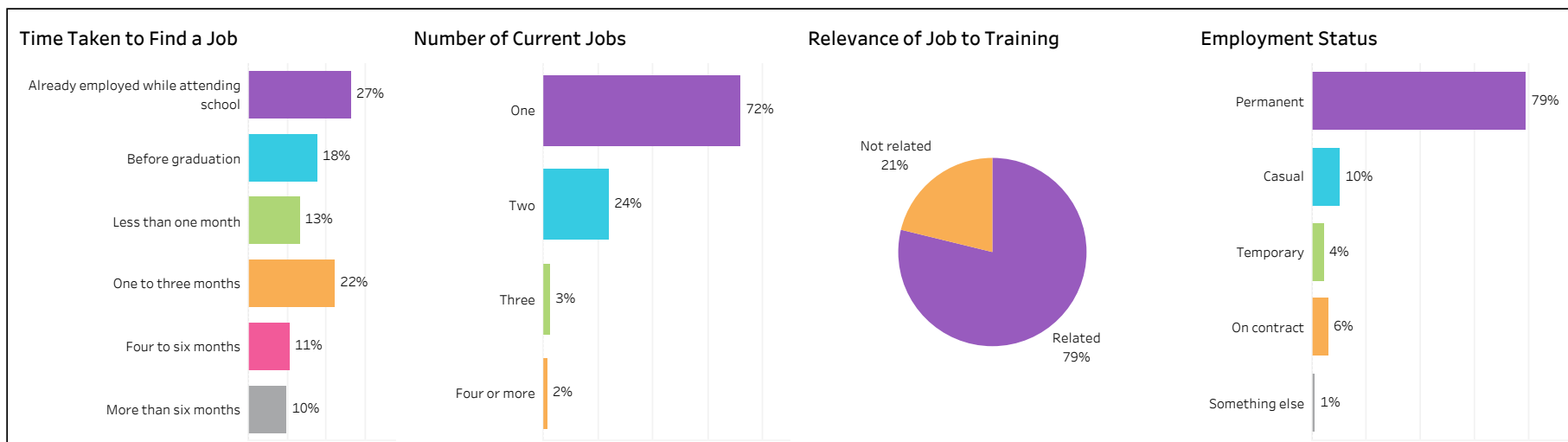
Saskatoon	Regina	Moose Jaw	Prince Albert	Elsewhere in Sask	Outside Sask
33%	29%	1%	17%	16%	4%



2017-18 Graduate Follow-up Survey

Campus: **All**; School: **Human Services & Community Safety**; Program: **All**; Credential: **All**; Program Type: **Con Ed - Sask Polytech Delivered**

Number of Respondents:
138





2017-18 Graduate Follow-up Survey

Campus: **All**; School: **Human Services & Community Safety**; Program: **All**; Credential: **All**; Program Type: **Con Ed - Brokered**

Number of Respondents:
50

Class of Graduates
2017-18

School
Human Services & Com..

Campus
All

Program
All

Credential
All

Base/Con Ed/Brokered
Con Ed - Brokered

Indigenous
All

Overall Employment

Available Workforce	# of Grads Employed	Employment Rate	# of Full-time Employed	Full-time Employment Rate
44	38	86%	29	66%

Training Related Employment

Available Workforce	# of Grads Employed	Employment Rate	# of Full-time Employed Grads	Full-time Employment Rate
44	34	77%	28	64%

Location of Employment

Saskatoon	Regina	Moose Jaw	Prince Albert	Elsewhere in Sask	Outside Sask
14%	3%	0%	8%	72%	3%

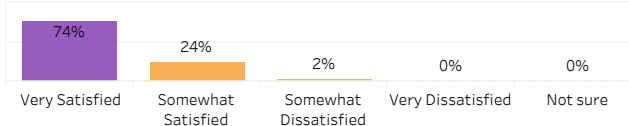
Average Annual Salary

Overall (\$)	30,593
Full-time Training Related (\$)	32,226

Salary by Location

	Overall (\$)	Full-time Training Related (\$)
Saskatoon	30,727	43,680
Regina	34,840	34,840
Prince Albert	50,690	50,690
Elsewhere in SK	28,782	29,695
Alberta	33,280	33,280

Overall Satisfaction with Program



Satisfaction with Sask Polytech

Satisfied with the decision to attend Sask Polytech	Recommend program to others	Recommend Sask Polytech to others
96%	94%	98%

Satisfaction with Campus Facilities & Services

■ Satisfied
 ■ Dissatisfied
 ■ Not sure

Campus facilities



Campus activities



Instruction delivered



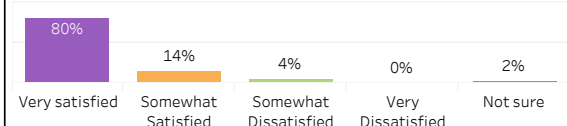
Student support services



Educational experience




Relevance of Program to Field of Employment

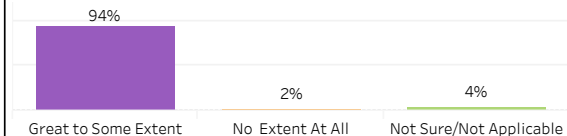


Program Benefits

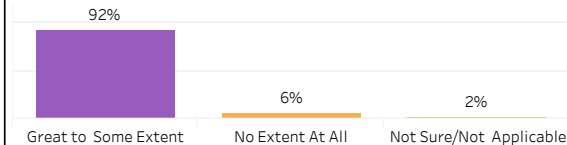
Skills and knowledge relevant in the workplace



Improved earning potential



Improved employment opportunities



Location of Current Residence

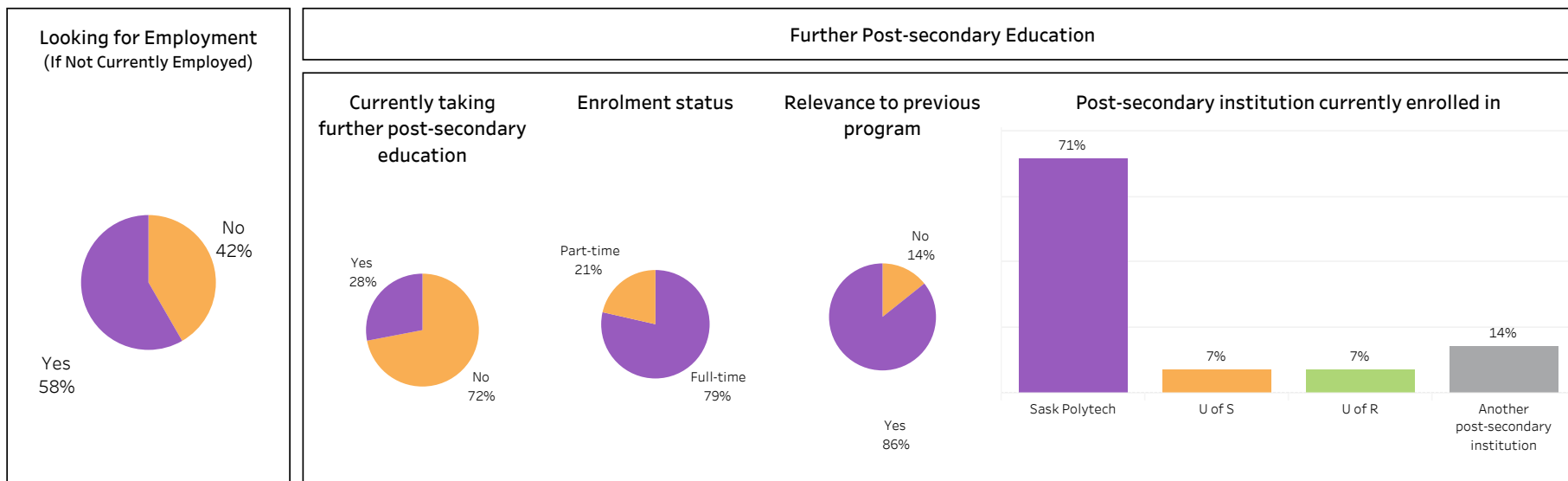
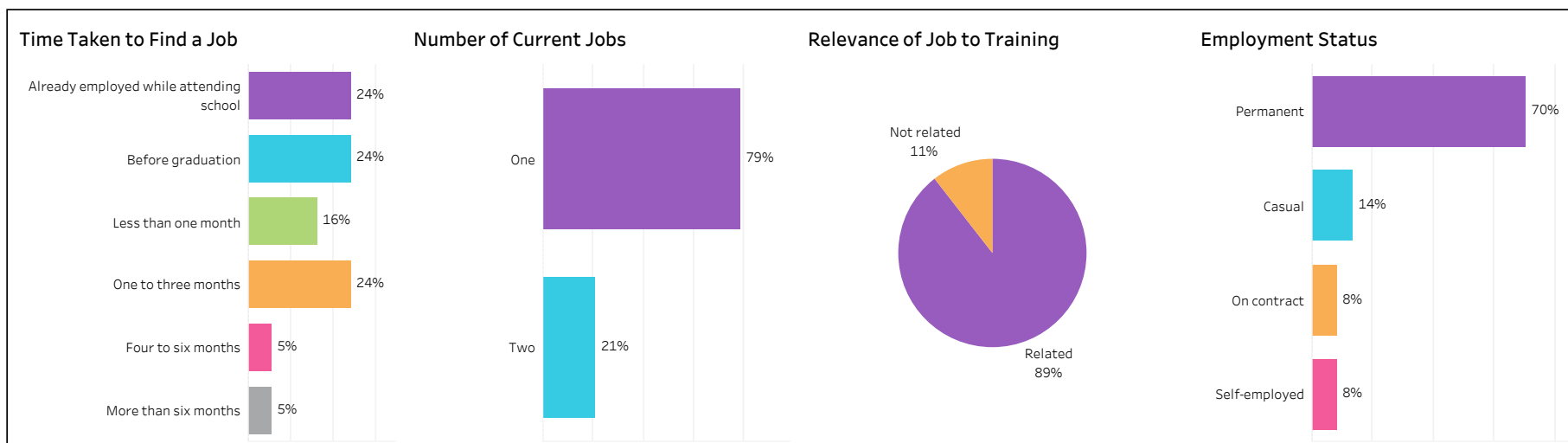
Saskatoon	Regina	Prince Albert	Elsewhere in Sask
10%	2%	6%	82%



2017-18 Graduate Follow-up Survey

Campus: **All**; School: **Human Services & Community Safety**; Program: **All**; Credential: **All**; Program Type: **Con Ed - Brokered**

Number of Respondents:
50





2017-18 Graduate Follow-up Survey

Campus: **Prince Albert**; School: **Human Services & Community Safety**; Program: **Aboriginal Policing Prep**; Credential: **CERT**; Program Type: **Con Ed - Sask Polytech**

Number of Respondents:
10

Delivered

Class of Graduates
2017-18

School
Human Services & Com..

Campus
Prince Albert

Program
Aboriginal Policing Prep

Credential
CERT

Base/Con Ed/Brokered
Con Ed - Sask Polytech Delivered

Indigenous
All

Overall Employment

Available Workforce	# of Grads Employed	Employment Rate	# of Full-time Employed	Full-time Employment Rate
8	7	88%	6	75%

Training Related Employment

Available Workforce	# of Grads Employed	Employment Rate	# of Full-time Employed Grads	Full-time Employment Rate
8	4	50%	3	38%

Location of Employment

Saskatoon	Regina	Moose Jaw	Prince Albert	Elsewhere in Sask	Outside Sask
0%	0%	0%	71%	29%	0%

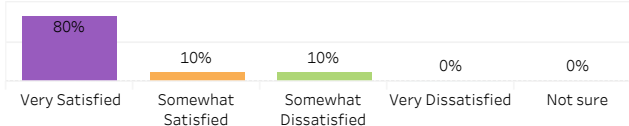
Average Annual Salary

Overall (\$)	30,740
Full-time Training Related (\$)	31,101

Salary by Location

	Overall (\$)	Full-time Training Related (\$)
Prince Albert	30,510.5	31,101.0
Elsewhere in SK	31,200.0	

Overall Satisfaction with Program



Satisfaction with Sask Polytech

Satisfied with the decision to attend Sask Polytech	Recommend program to others	Recommend Sask Polytech to others
80%	90%	100%

Satisfaction with Campus Facilities & Services

■ Satisfied
 ■ Dissatisfied
 ■ Not sure

Campus facilities



Campus activities



Instruction delivered



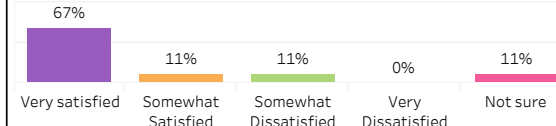
Student support services



Educational experience

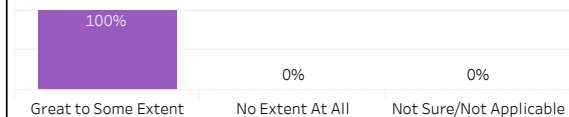


Relevance of Program to Field of Employment

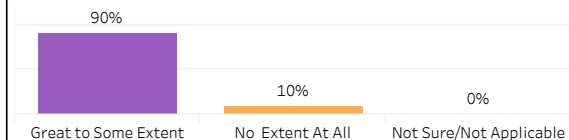


Program Benefits

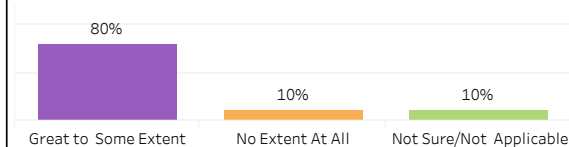
Skills and knowledge relevant in the workplace



Improved earning potential



Improved employment opportunities



Location of Current Residence

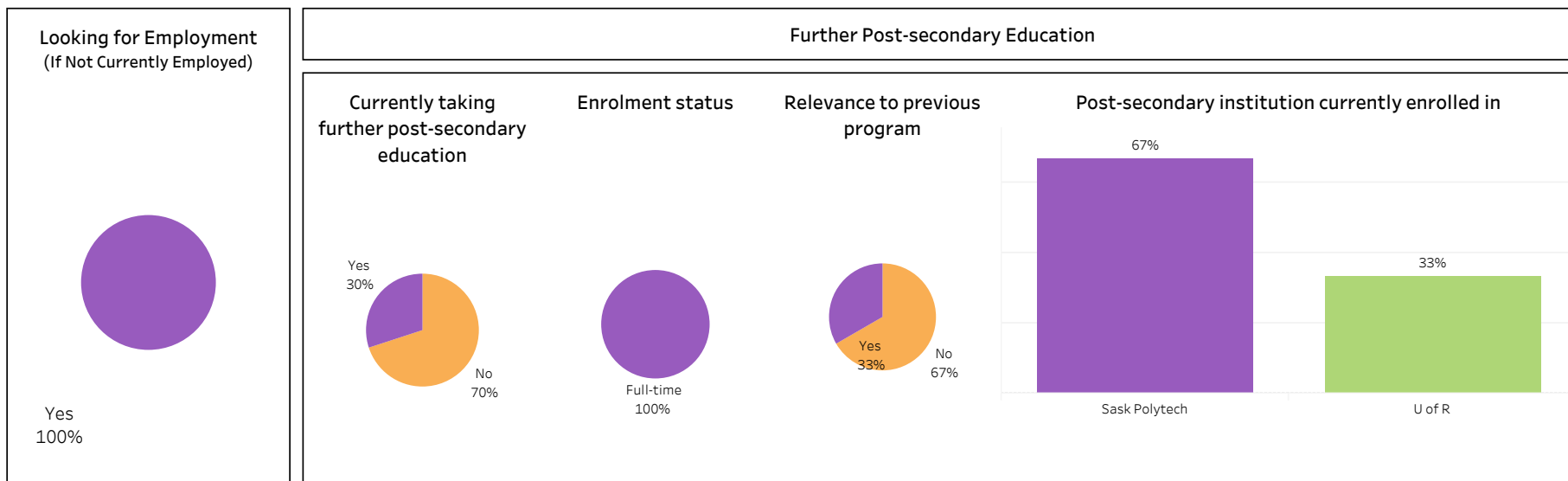
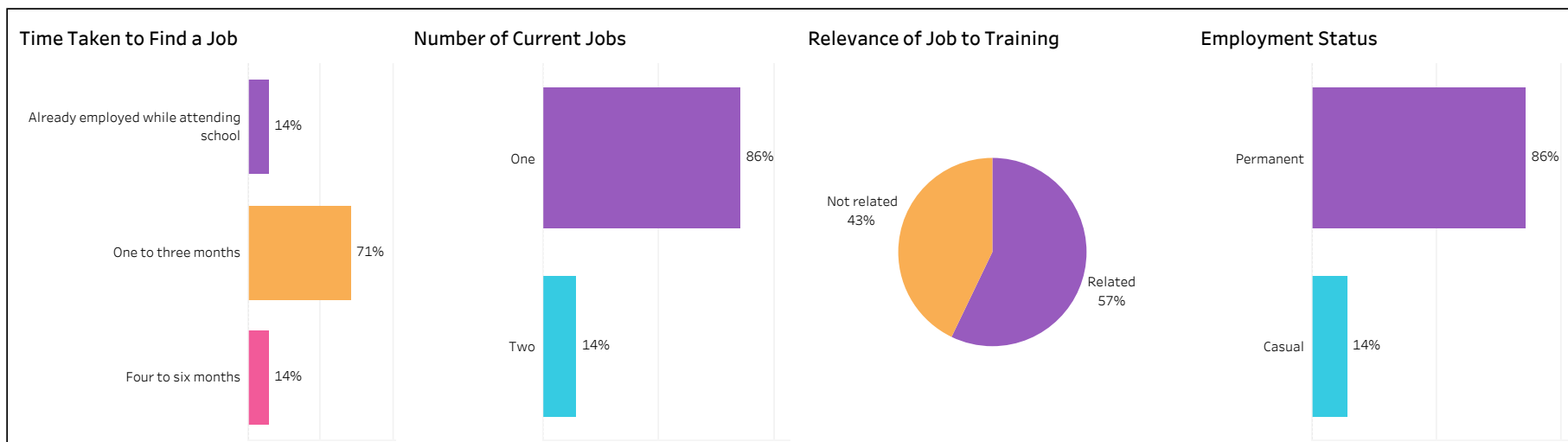
Prince Albert	Elsewhere in Sask
80%	20%



2017-18 Graduate Follow-up Survey

Campus: **Prince Albert**; School: **Human Services & Community Safety**; Program: **Aboriginal Policing Prep**; Credential: **CERT**; Program Type: **Con Ed - Sask Polytech Delivered**

Number of Respondents:
10





2017-18 Graduate Follow-up Survey

Campus: **Regina**; School: **Human Services & Community Safety**; Program: **Aboriginal Policing Prep**; Credential: **CERT**; Program Type: **Con Ed - Sask Polytech Delivered**

Number of Respondents:
17

Class of Graduates
2017-18

School
Human Services & Com..

Campus
Regina

Program
Aboriginal Policing Prep

Credential
CERT

Base/Con Ed/Brokered
Con Ed - Sask Polytech Delivered

Indigenous
All

Overall Employment

Available Workforce	# of Grads Employed	Employment Rate	# of Full-time Employed	Full-time Employment Rate
16	15	94%	14	88%

Training Related Employment

Available Workforce	# of Grads Employed	Employment Rate	# of Full-time Employed Grads	Full-time Employment Rate
16	12	75%	11	69%

Location of Employment

Saskatoon	Regina	Moose Jaw	Prince Albert	Elsewhere in Sask	Outside Sask
0%	93%	0%	0%	0%	7%

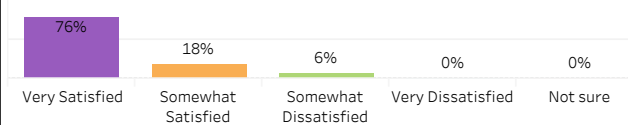
Average Annual Salary

Overall (\$)	39,296
Full-time Training Related (\$)	38,797

Salary by Location

	Overall (\$)	Full-time Training Related (\$)
Regina	39,296.1	38,797.3
Alberta		

Overall Satisfaction with Program



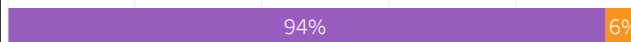
Satisfaction with Sask Polytech

Satisfied with the decision to attend Sask Polytech	Recommend program to others	Recommend Sask Polytech to others
94%	88%	100%

Satisfaction with Campus Facilities & Services

■ Satisfied
 ■ Dissatisfied
 ■ Not sure

Campus facilities



Campus activities



Instruction delivered



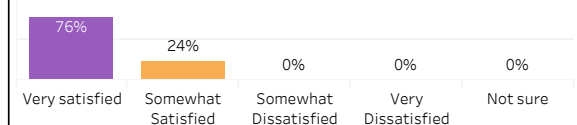
Student support services



Educational experience

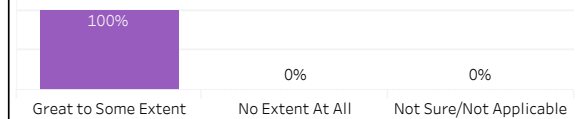


Relevance of Program to Field of Employment

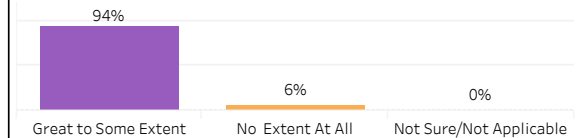


Program Benefits

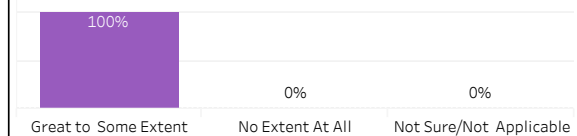
Skills and knowledge relevant in the workplace



Improved earning potential



Improved employment opportunities



Location of Current Residence

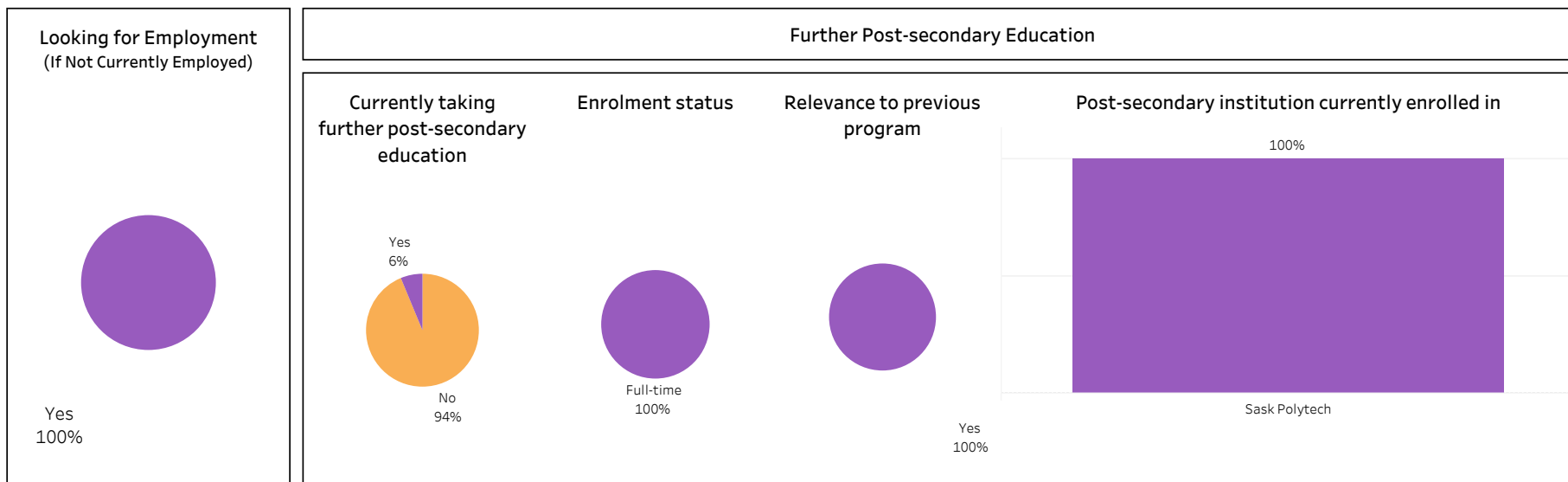
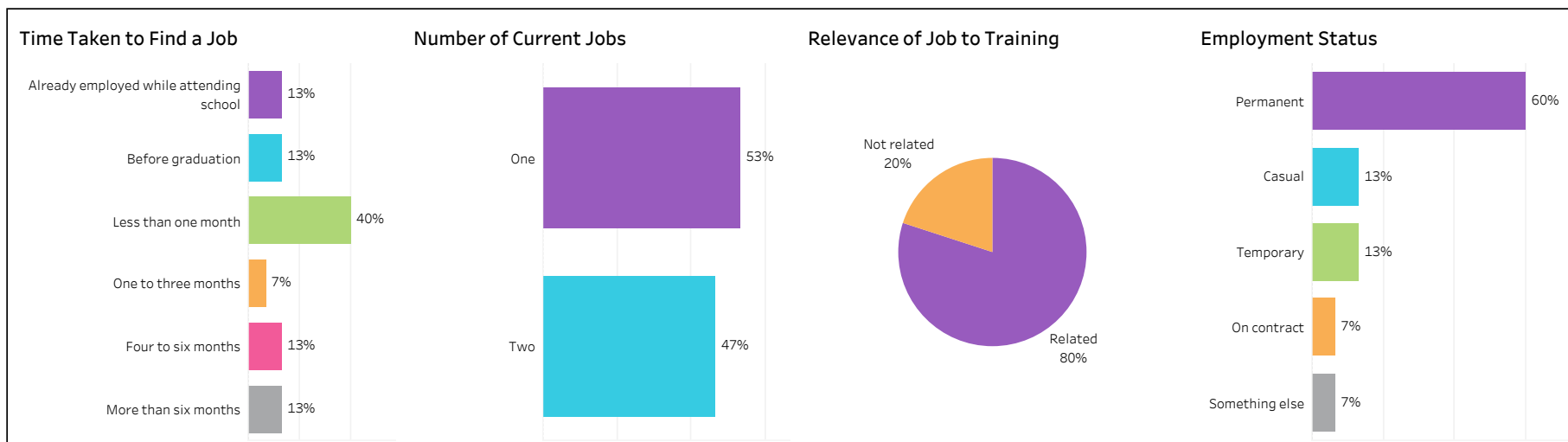
Regina	Elsewhere in Sask	Outside Sask
88%	6%	6%



2017-18 Graduate Follow-up Survey

Campus: **Regina**; School: **Human Services & Community Safety**; Program: **Aboriginal Policing Prep**; Credential: **CERT**; Program Type: **Con Ed - Sask Polytech Delivered**

Number of Respondents:
17





2017-18 Graduate Follow-up Survey

Campus: **Saskatoon**; School: **Human Services & Community Safety**; Program: **Aboriginal Policing Prep**; Credential: **All**; Program Type: **Con Ed - Sask Polytech**

Number of Respondents:
9

Delivered

Class of Graduates
2017-18

School
Human Services & Com..

Campus
Saskatoon

Program
Aboriginal Policing Prep

Credential
All

Base/Con Ed/Brokered
Con Ed - Sask Polytech Delivered

Indigenous
All

Overall Employment

Available Workforce	# of Grads Employed	Employment Rate	# of Full-time Employed	Full-time Employment Rate
9	8	89%	7	78%

Training Related Employment

Available Workforce	# of Grads Employed	Employment Rate	# of Full-time Employed Grads	Full-time Employment Rate
9	5	56%	5	56%

Location of Employment

Saskatoon	Regina	Moose Jaw	Prince Albert	Elsewhere in Sask	Outside Sask
75%	0%	0%	13%	0%	13%

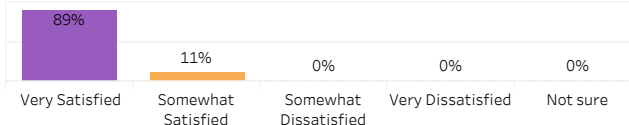
Average Annual Salary

Overall (\$)	37,676
Full-time Training Related (\$)	42,697

Salary by Location

	Overall (\$)	Full-time Training Related (\$)
Saskatoon	32,338	37,149
Prince Albert	62,000	62,000
Manitoba	40,040	40,040

Overall Satisfaction with Program



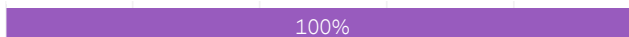
Satisfaction with Sask Polytech

Satisfied with the decision to attend Sask Polytech	Recommend program to others	Recommend Sask Polytech to others
89%	89%	100%

Satisfaction with Campus Facilities & Services

■ Satisfied
 ■ Dissatisfied
 ■ Not sure

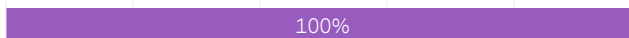
Campus facilities



Campus activities



Instruction delivered



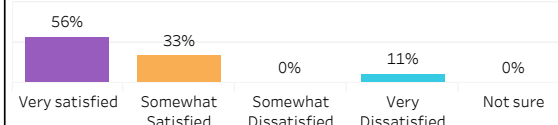
Student support services



Educational experience




Relevance of Program to Field of Employment

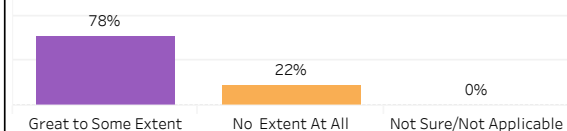


Program Benefits

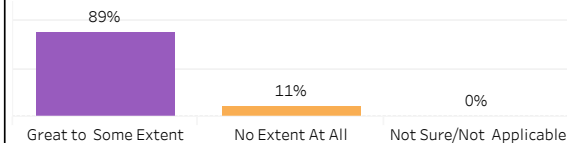
Skills and knowledge relevant in the workplace



Improved earning potential



Improved employment opportunities



Location of Current Residence

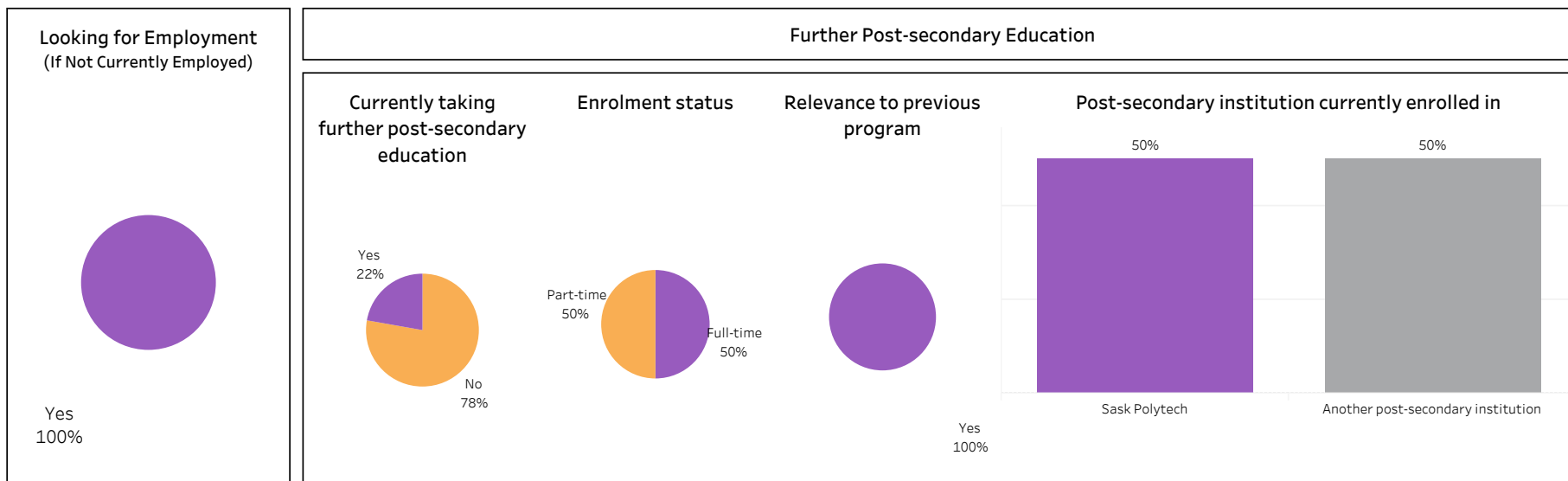
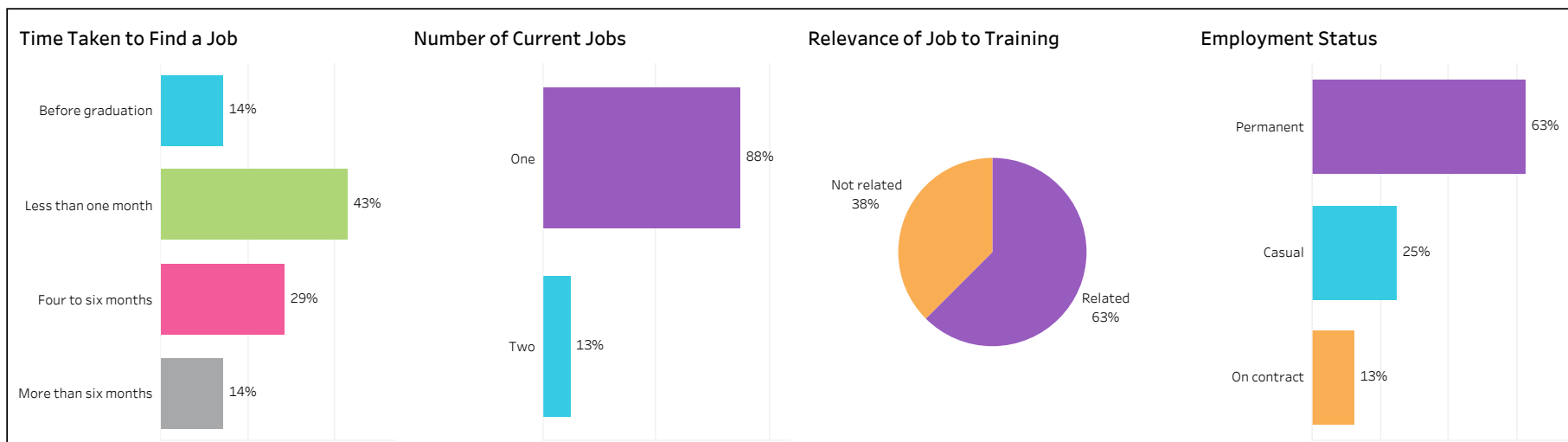
Saskatoon	Prince Albert	Outside Sask
78%	11%	11%



2017-18 Graduate Follow-up Survey

Campus: **Saskatoon**; School: **Human Services & Community Safety**; Program: **Aboriginal Policing Prep**; Credential: **All**; Program Type: **Con Ed - Sask Polytech**
Delivered

Number of Respondents:
9





2017-18 Graduate Follow-up Survey

Campus: **Prince Albert**; School: **Human Services & Community Safety**; Program: **Correctional Studies**; Credential: **DIP**; Program Type: **Base**

Number of Respondents:
25

Class of Graduates
2017-18

School
Human Services & Com..

Campus
Prince Albert

Program
Correctional Studies

Credential
DIP

Base/Con Ed/Brokered
Base

Indigenous
All

Overall Employment

Available Workforce	# of Grads Employed	Employment Rate	# of Full-time Employed	Full-time Employment Rate
24	22	92%	19	79%

Training Related Employment

Available Workforce	# of Grads Employed	Employment Rate	# of Full-time Employed Grads	Full-time Employment Rate
24	17	71%	15	63%

Location of Employment

Saskatoon	Regina	Moose Jaw	Prince Albert	Elsewhere in Sask	Outside Sask
10%	5%	0%	80%	5%	0%

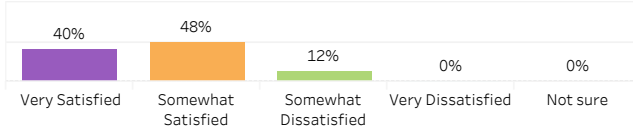
Average Annual Salary

Overall (\$)	49,463
Full-time Training Related (\$)	58,402

Salary by Location

	Overall (\$)	Full-time Training Related (\$)
Saskatoon	52,000	52,000
Regina		
Prince Albert	51,838	59,113
Elsewhere in SK		

Overall Satisfaction with Program



Satisfaction with Sask Polytech

Satisfied with the decision to attend Sask Polytech	Recommend program to others	Recommend Sask Polytech to others
92%	83%	100%

Satisfaction with Campus Facilities & Services

■ Satisfied
 ■ Dissatisfied
 ■ Not sure

Campus facilities



Campus activities



Instruction delivered



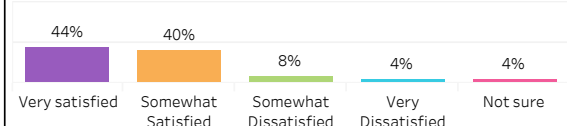
Student support services



Educational experience




Relevance of Program to Field of Employment

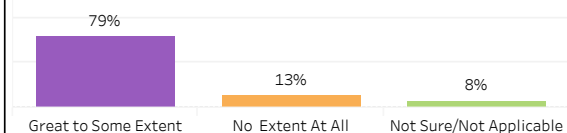


Program Benefits

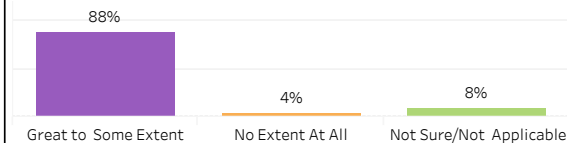
Skills and knowledge relevant in the workplace



Improved earning potential



Improved employment opportunities



Location of Current Residence

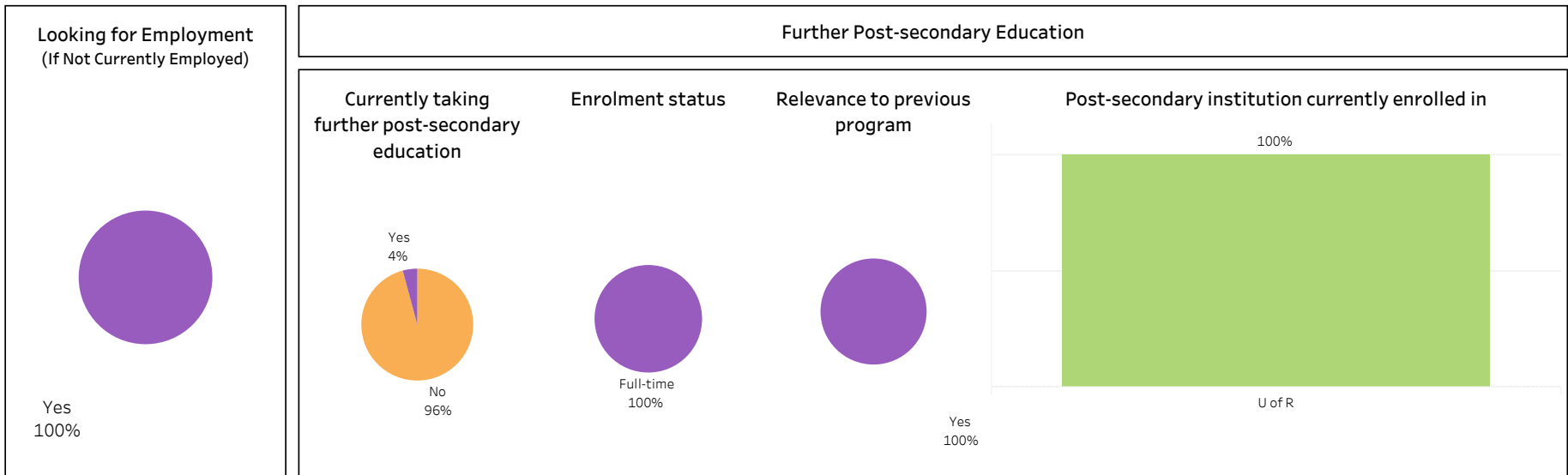
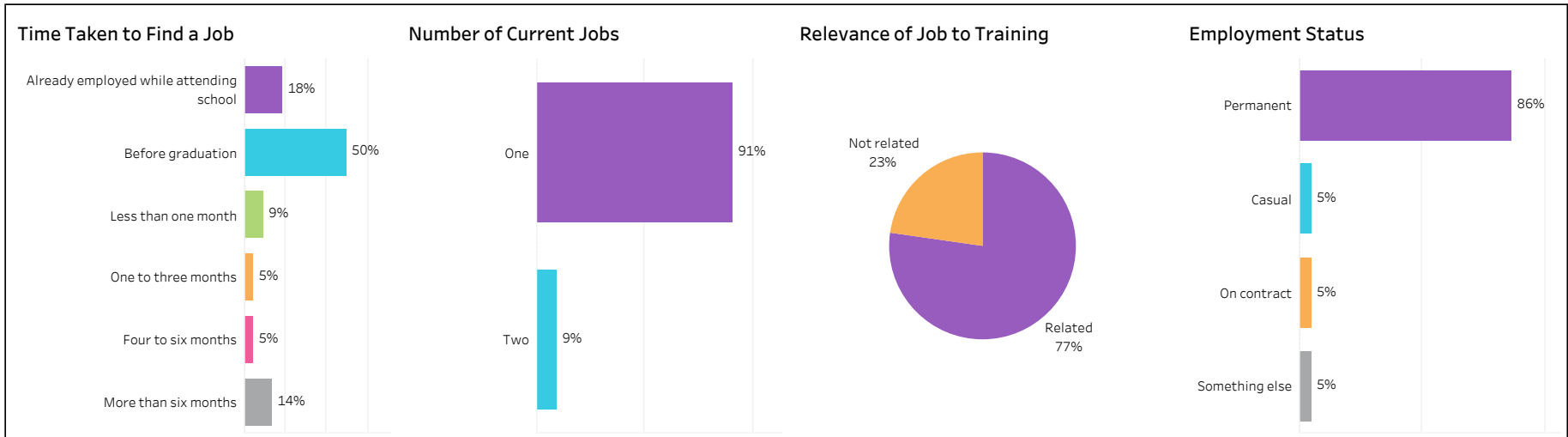
Saskatoon	Regina	Prince Albert	Elsewhere in Sask
4%	8%	80%	8%



2017-18 Graduate Follow-up Survey

Campus: **Prince Albert**; School: **Human Services & Community Safety**; Program: **Correctional Studies**; Credential: **DIP**; Program Type: **Base**

Number of Respondents:
25





2017-18 Graduate Follow-up Survey

Campus: **Regina**; School: **Human Services & Community Safety**; Program: **Court Services Administrator**; Credential: **APCERT**; Program Type: **Con Ed - Sask Polytech**

Number of Respondents:
10

Class of Graduates
2017-18

School
Human Services & Com..

Campus
Regina

Program
Court Services Administ..

Credential
APCERT

Base/Con Ed/Brokered
Con Ed - Sask Polytech Delivered

Indigenous
All

Overall Employment

Available Workforce	# of Grads Employed	Employment Rate	# of Full-time Employed	Full-time Employment Rate
10	10	100%	10	100%

Training Related Employment

Available Workforce	# of Grads Employed	Employment Rate	# of Full-time Employed Grads	Full-time Employment Rate
10	8	80%	8	80%

Location of Employment

Saskatoon	Regina	Moose Jaw	Prince Albert	Elsewhere in Sask	Outside Sask
0%	90%	10%	0%	0%	0%

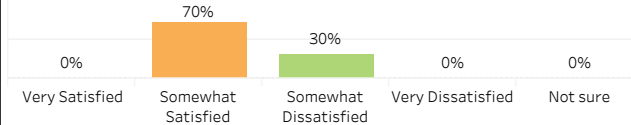
Average Annual Salary

Overall (\$)	33,500
Full-time Training Related (\$)	34,677

Salary by Location

	Overall (\$)	Full-time Training Related (\$)
Regina	37,624	40,372
Moose Jaw	504	504

Overall Satisfaction with Program



Satisfaction with Sask Polytech

Satisfied with the decision to attend Sask Polytech	Recommend program to others	Recommend Sask Polytech to others
90%	70%	100%

Satisfaction with Campus Facilities & Services

■ Satisfied
 ■ Dissatisfied
 ■ Not sure

Campus facilities



Campus activities



Instruction delivered



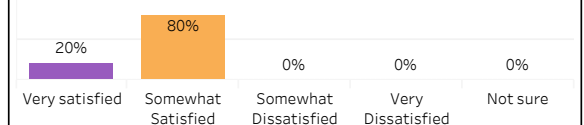
Student support services



Educational experience

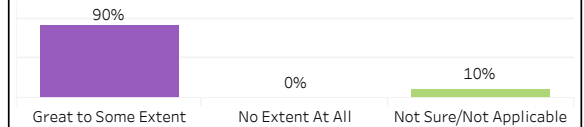


Relevance of Program to Field of Employment

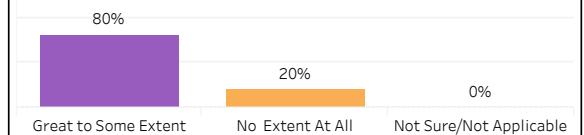


Program Benefits

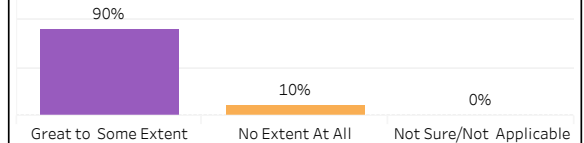
Skills and knowledge relevant in the workplace



Improved earning potential



Improved employment opportunities



Location of Current Residence

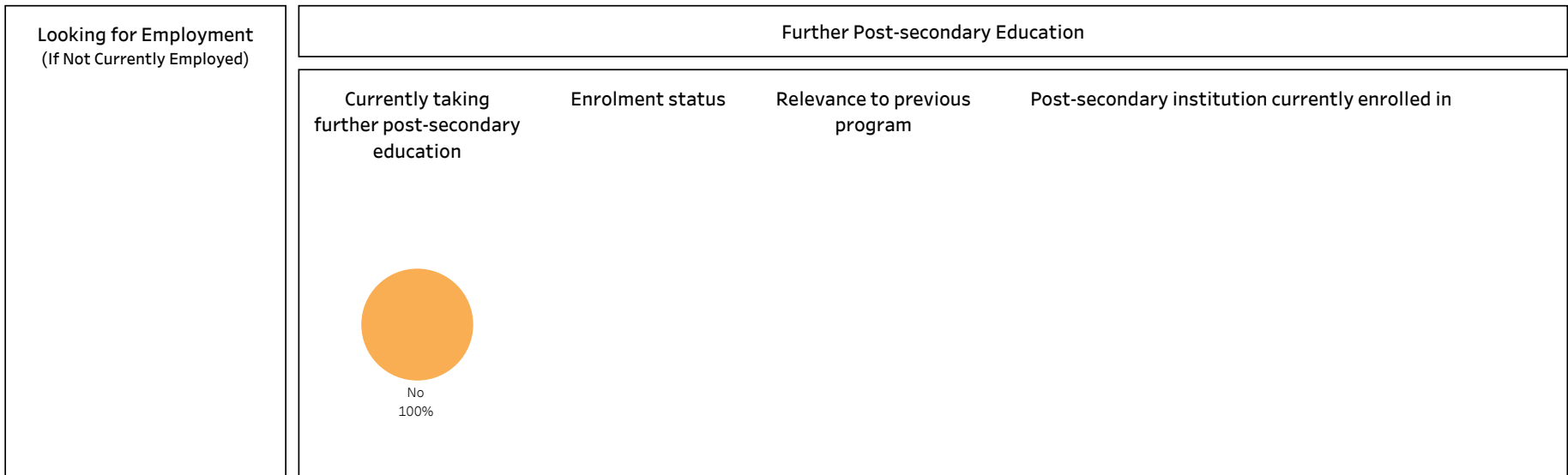
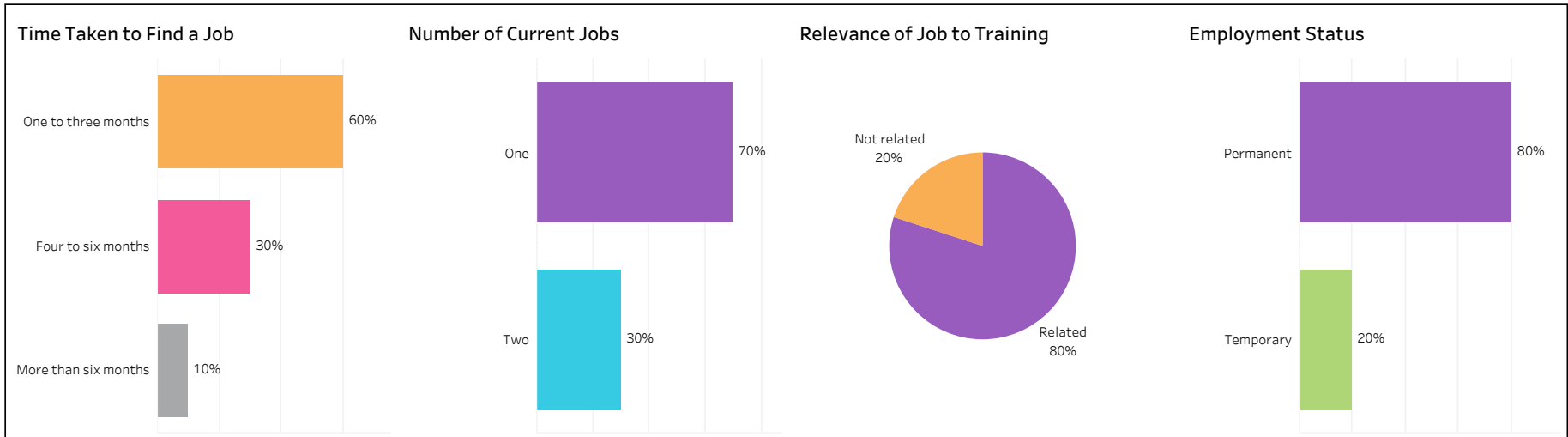
Regina	Moose Jaw
90%	10%



2017-18 Graduate Follow-up Survey

Campus: **Regina**; School: **Human Services & Community Safety**; Program: **Court Services Administrator**; Credential: **APCERT**; Program Type: **Con Ed - Sask Polytech Delivered**

Number of Respondents:
10





2017-18 Graduate Follow-up Survey

Campus: **Saskatoon**; School: **Human Services & Community Safety**; Program: **Court Services Administrator**; Credential: **APCERT**; Program Type: **Con Ed - Sask Polytech**

Number of Respondents:
7

Class of Graduates
2017-18

School
Human Services & Com..

Campus
Saskatoon

Program
Court Services Administ..

Credential
APCERT

Base/Con Ed/Brokered
Con Ed - Sask Polytech Delivered

Indigenous
All

Delivered

Overall Employment

Available Workforce	# of Grads Employed	Employment Rate	# of Full-time Employed	Full-time Employment Rate
5	5	100%	3	60%

Training Related Employment

Available Workforce	# of Grads Employed	Employment Rate	# of Full-time Employed Grads	Full-time Employment Rate
5	2	40%	2	40%

Location of Employment

Saskatoon	Regina	Moose Jaw	Prince Albert	Elsewhere in Sask	Outside Sask
75%	0%	0%	0%	25%	0%

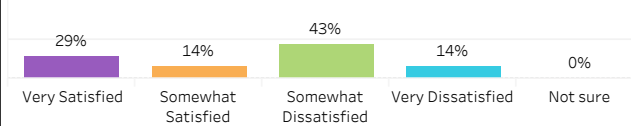
Average Annual Salary

Overall (\$)	35,667
Full-time Training Related (\$)	47,000

Salary by Location

	Overall (\$)	Full-time Training Related (\$)
Saskatoon	47,000	47,000
Elsewhere in SK	13,000	

Overall Satisfaction with Program



Satisfaction with Sask Polytech

Satisfied with the decision to attend Sask Polytech	Recommend program to others	Recommend Sask Polytech to others
50%	50%	67%

Satisfaction with Campus Facilities & Services

■ Satisfied
 ■ Dissatisfied
 ■ Not sure

Campus facilities



Campus activities



Instruction delivered



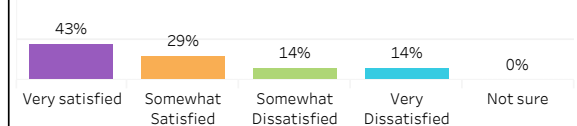
Student support services



Educational experience

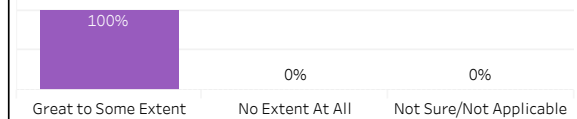


Relevance of Program to Field of Employment

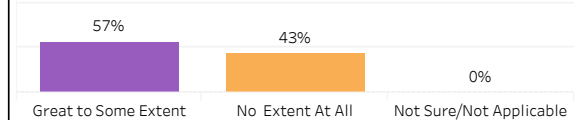


Program Benefits

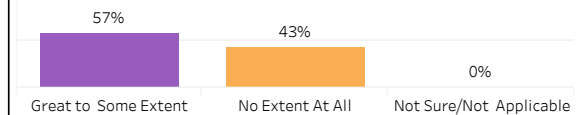
Skills and knowledge relevant in the workplace



Improved earning potential



Improved employment opportunities



Location of Current Residence

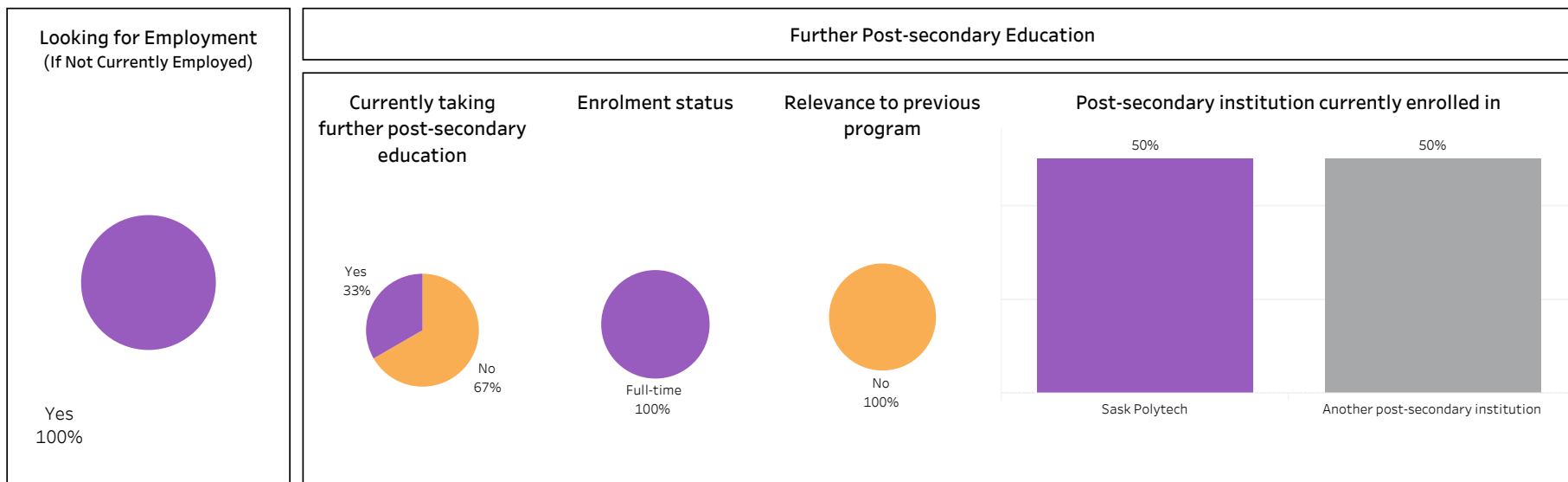
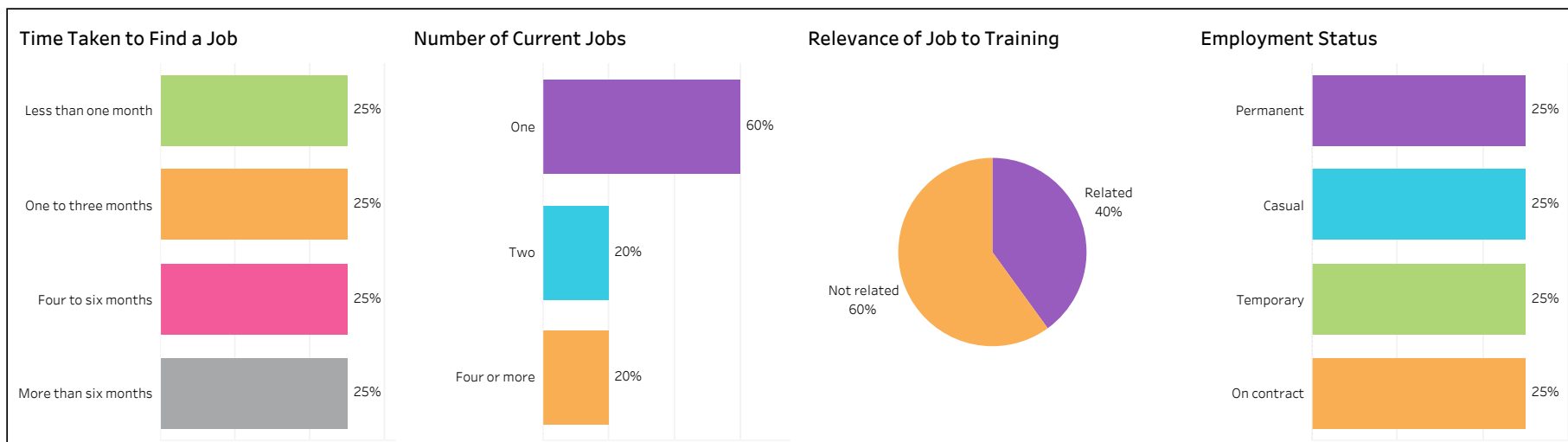
Saskatoon	Elsewhere in Sask
86%	14%



2017-18 Graduate Follow-up Survey

Campus: **Saskatoon**; School: **Human Services & Community Safety**; Program: **Court Services Administrator**; Credential: **APCERT**; Program Type: **Con Ed - Sask Polytech Delivered**

Number of Respondents:
7





2017-18 Graduate Follow-up Survey

Campus: **Saskatoon**; School: **Human Services & Community Safety**; Program: **Disability Support Worker**; Credential: **CERT**; Program Type: **Base**

Number of Respondents:
12

Class of Graduates
2017-18

School
Human Services & Com..

Campus
Saskatoon

Program
Disability Support Work..

Credential
CERT

Base/Con Ed/Brokered
Base

Indigenous
All

Overall Employment

Available Workforce	# of Grads Employed	Employment Rate	# of Full-time Employed	Full-time Employment Rate
11	10	91%	8	73%

Training Related Employment

Available Workforce	# of Grads Employed	Employment Rate	# of Full-time Employed Grads	Full-time Employment Rate
11	8	73%	6	55%

Location of Employment

Saskatoon	Regina	Moose Jaw	Prince Albert	Elsewhere in Sask	Outside Sask
80%	10%	0%	0%	10%	0%

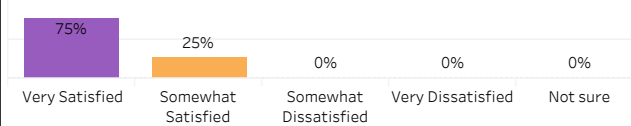
Average Annual Salary

Overall (\$)	35,741
Full-time Training Related (\$)	32,738

Salary by Location

	Overall (\$)	Full-time Training Related (\$)
Saskatoon	38,017	34,652
Regina	18,304	18,304
Elsewhere in SK	39,520	39,520

Overall Satisfaction with Program



Satisfaction with Sask Polytech

Satisfied with the decision to attend Sask Polytech	Recommend program to others	Recommend Sask Polytech to others
92%	92%	92%

Satisfaction with Campus Facilities & Services

■ Satisfied
 ■ Dissatisfied
 ■ Not sure

Campus facilities



Campus activities



Instruction delivered



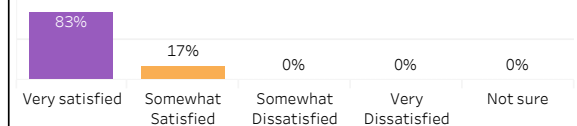
Student support services



Educational experience




Relevance of Program to Field of Employment

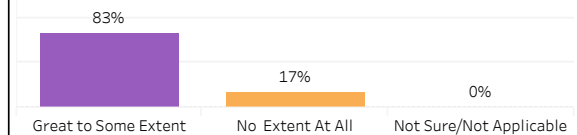


Program Benefits


Skills and knowledge relevant in the workplace



Improved earning potential



Improved employment opportunities



Location of Current Residence

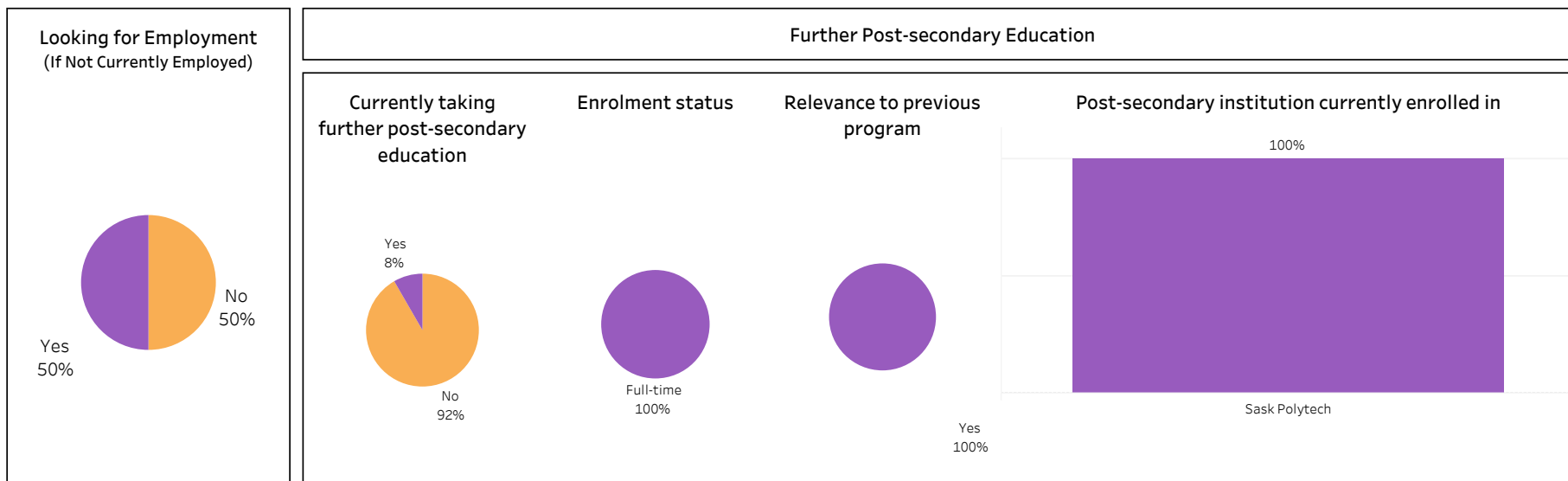
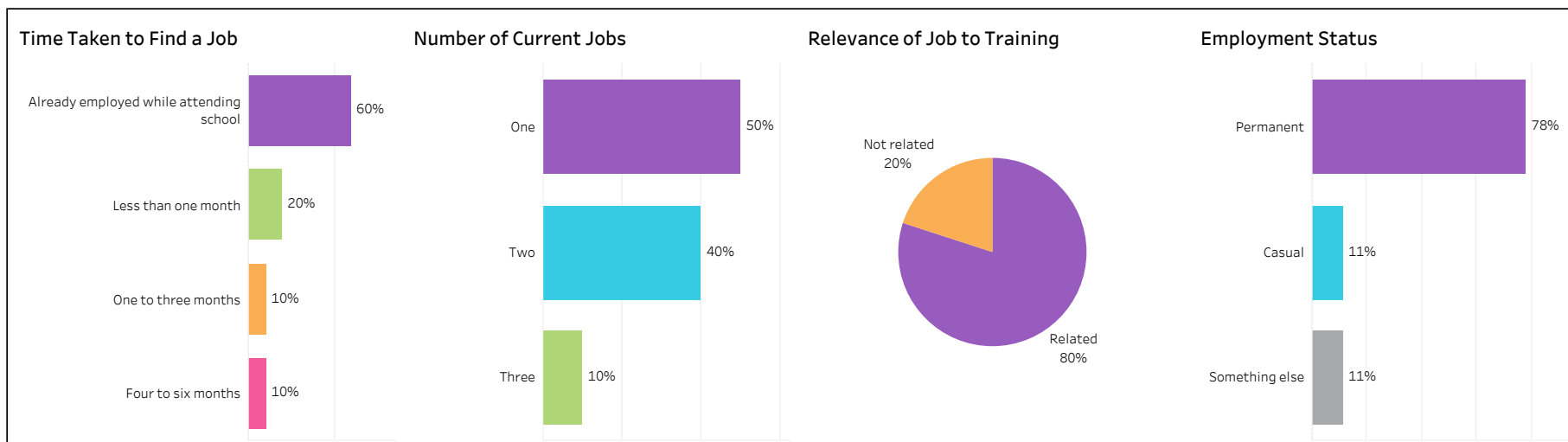
Saskatoon	Regina	Elsewhere in Sask
75%	8%	17%



2017-18 Graduate Follow-up Survey

Campus: **Saskatoon**; School: **Human Services & Community Safety**; Program: **Disability Support Worker**; Credential: **CERT**; Program Type: **Base**

Number of Respondents:
12





2017-18 Graduate Follow-up Survey

Campus: **Saskatoon**; School: **Human Services & Community Safety**; Program: **Disability Support Worker**; Credential: **CERT**; Program Type: **Con Ed - Sask Polytech**

Number of Respondents:
2

Delivered

Class of Graduates
2017-18

School
Human Services & Com..

Campus
Saskatoon

Program
Disability Support Work..

Credential
CERT

Base/Con Ed/Brokered
Con Ed - Sask Polytech Delivered

Indigenous
All

Overall Employment

Available Workforce	# of Grads Employed	Employment Rate	# of Full-time Employed	Full-time Employment Rate
2	2	100%	1	50%

Training Related Employment

Available Workforce	# of Grads Employed	Employment Rate	# of Full-time Employed Grads	Full-time Employment Rate
2	2	100%	1	50%

Location of Employment

Saskatoon	Regina	Moose Jaw	Prince Albert	Elsewhere in Sask	Outside Sask
100%	0%	0%	0%	0%	0%

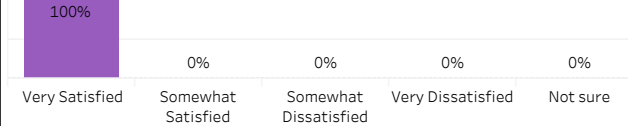
Average Annual Salary

Overall (\$)	31,232
Full-time Training Related (\$)	40,000

Salary by Location

	Overall (\$)	Full-time Training Related (\$)
Saskatoon	31,232	40,000

Overall Satisfaction with Program



Satisfaction with Sask Polytech

Satisfied with the decision to attend Sask Polytech	Recommend program to others	Recommend Sask Polytech to others
100%	100%	100%

Satisfaction with Campus Facilities & Services

■ Satisfied
 ■ Dissatisfied
 ■ Not sure

Campus facilities



Campus activities



Instruction delivered



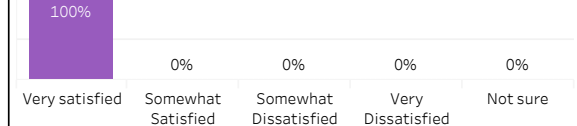
Student support services



Educational experience

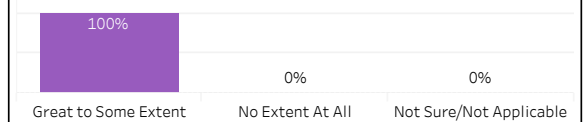


Relevance of Program to Field of Employment

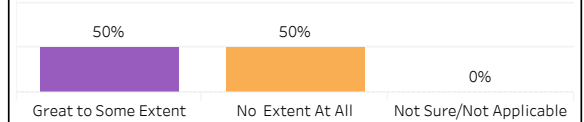


Program Benefits

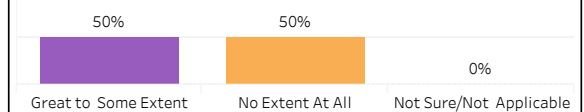
Skills and knowledge relevant in the workplace



Improved earning potential



Improved employment opportunities



Location of Current Residence

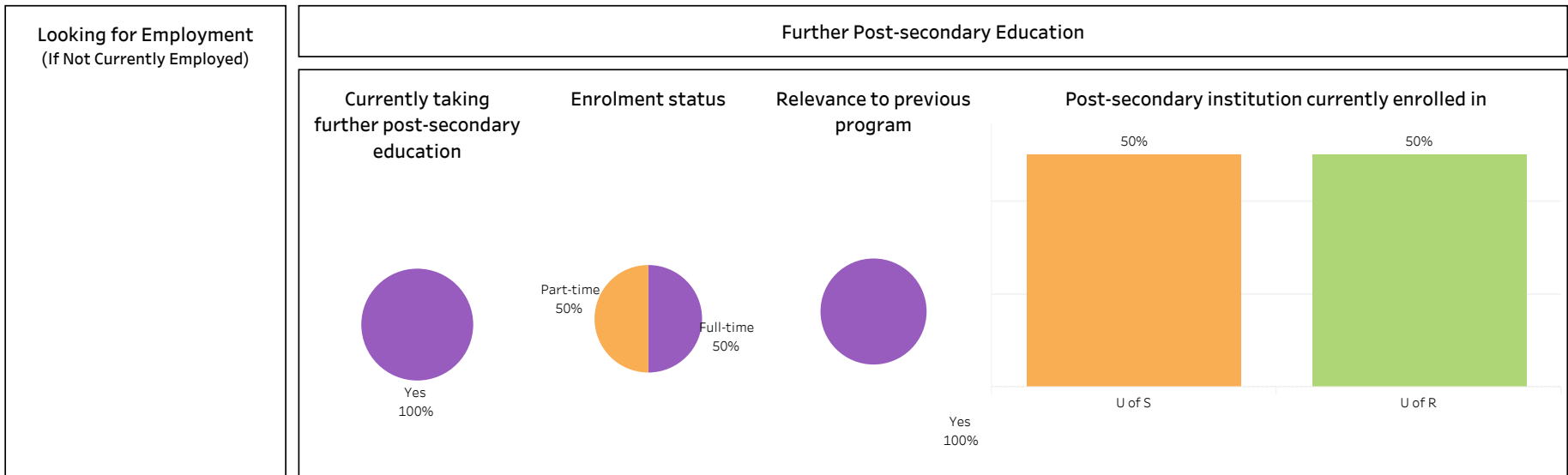
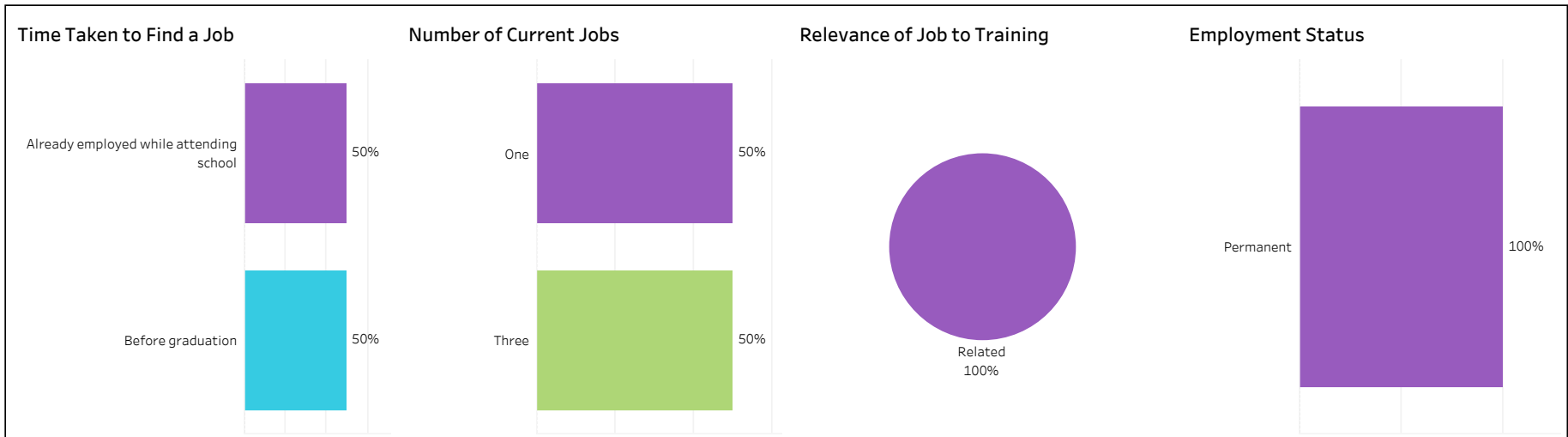
Saskatoon
100%



2017-18 Graduate Follow-up Survey

Campus: **Saskatoon**; School: **Human Services & Community Safety**; Program: **Disability Support Worker**; Credential: **CERT**; Program Type: **Con Ed - Sask Polytech Delivered**

Number of Respondents:
2





2017-18 Graduate Follow-up Survey

Campus: **Prince Albert**; School: **Human Services & Community Safety**; Program: **Early Childhood Education**; Credential: **CERT**; Program Type: **Base**

Number of Respondents:
12

Class of Graduates
2017-18

School
Human Services & Com..

Campus
Prince Albert

Program
Early Childhood Educati..

Credential
CERT

Base/Con Ed/Brokered
Base

Indigenous
All

Overall Employment

Available Workforce	# of Grads Employed	Employment Rate	# of Full-time Employed	Full-time Employment Rate
10	10	100%	6	60%

Training Related Employment

Available Workforce	# of Grads Employed	Employment Rate	# of Full-time Employed Grads	Full-time Employment Rate
10	10	100%	6	60%

Location of Employment

Saskatoon	Regina	Moose Jaw	Prince Albert	Elsewhere in Sask	Outside Sask
0%	0%	0%	78%	22%	0%

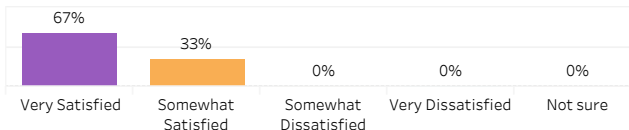
Average Annual Salary

Overall (\$)	30,166
Full-time Training Related (\$)	32,384

Salary by Location

	Overall (\$)	Full-time Training Related (\$)
Prince Albert	28,028	29,731
Elsewhere in SK	42,994	42,994

Overall Satisfaction with Program



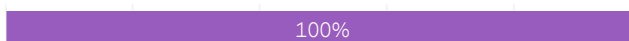
Satisfaction with Sask Polytech

Satisfied with the decision to attend Sask Polytech	Recommend program to others	Recommend Sask Polytech to others
100%	100%	100%

Satisfaction with Campus Facilities & Services

■ Satisfied
 ■ Dissatisfied
 ■ Not sure

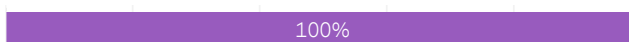
Campus facilities



Campus activities



Instruction delivered



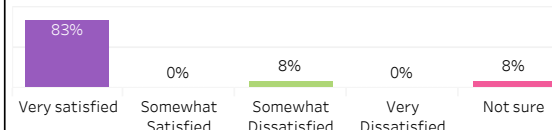
Student support services



Educational experience

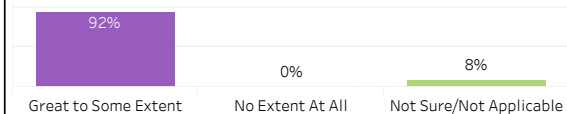


Relevance of Program to Field of Employment




Program Benefits

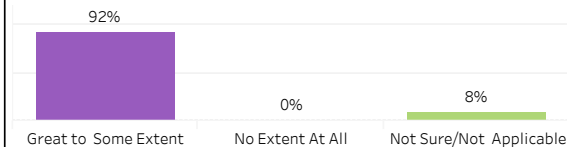
Skills and knowledge relevant in the workplace



Improved earning potential



Improved employment opportunities



Location of Current Residence

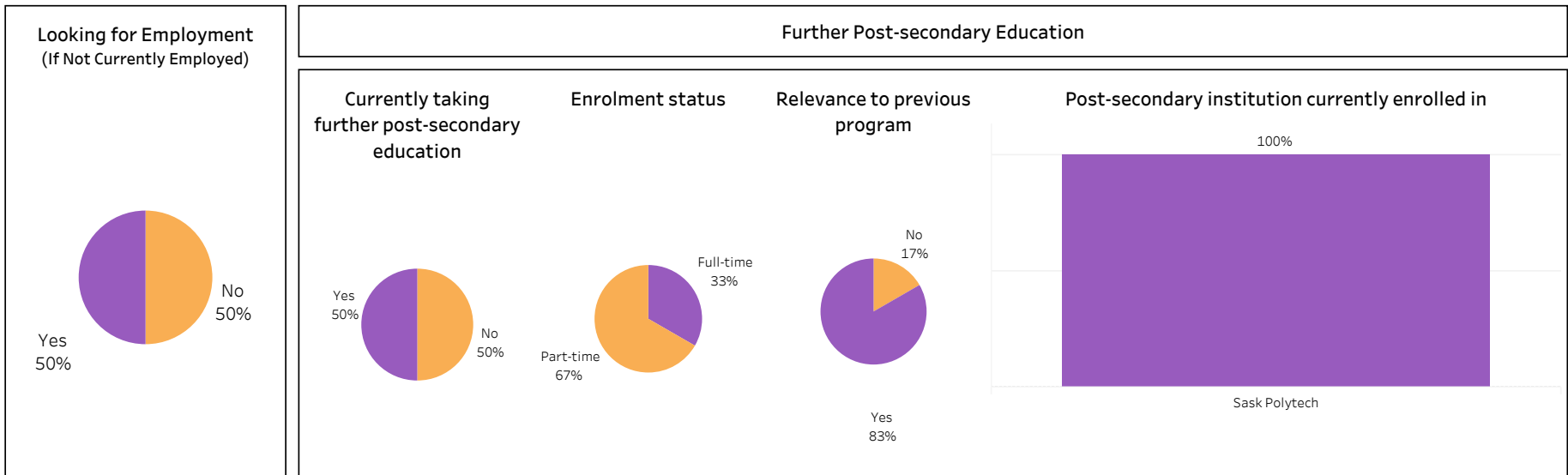
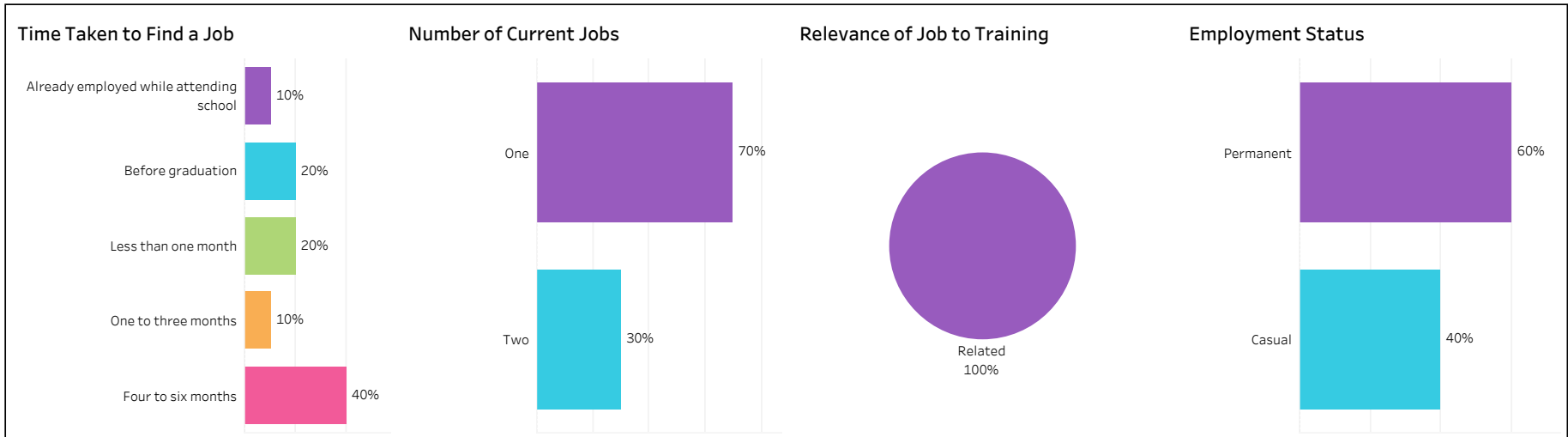
Saskatoon	Prince Albert	Elsewhere in Sask
8%	75%	17%



2017-18 Graduate Follow-up Survey

Campus: **Prince Albert**; School: **Human Services & Community Safety**; Program: **Early Childhood Education**; Credential: **CERT**; Program Type: **Base**

Number of Respondents:
12





2017-18 Graduate Follow-up Survey

Campus: **Prince Albert**; School: **Human Services & Community Safety**; Program: **Early Childhood Education**; Credential: **CERT**; Program Type: **Con Ed - Sask Polytech**

Number of Respondents:
2

Delivered

Class of Graduates
2017-18

School
Human Services & Com..

Campus
Prince Albert

Program
Early Childhood Educati..

Credential
CERT

Base/Con Ed/Brokered
Con Ed - Sask Polytech Delivered

Indigenous
All

Overall Employment

Available Workforce	# of Grads Employed	Employment Rate	# of Full-time Employed	Full-time Employment Rate
2	2	100%	2	100%

Training Related Employment

Available Workforce	# of Grads Employed	Employment Rate	# of Full-time Employed Grads	Full-time Employment Rate
2	2	100%	2	100%

Location of Employment

Saskatoon	Regina	Moose Jaw	Prince Albert	Elsewhere in Sask	Outside Sask
50%	0%	0%	0%	50%	0%

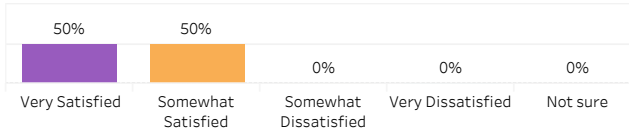
Average Annual Salary

Overall (\$)	34,320
Full-time Training Related (\$)	34,320

Salary by Location

	Overall (\$)	Full-time Training Related (\$)
Saskatoon	34,320	34,320
Elsewhere in SK		

Overall Satisfaction with Program



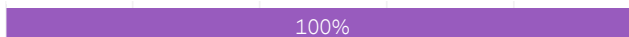
Satisfaction with Sask Polytech

Satisfied with the decision to attend Sask Polytech	Recommend program to others	Recommend Sask Polytech to others
100%	100%	100%

Satisfaction with Campus Facilities & Services

■ Satisfied
 ■ Dissatisfied
 ■ Not sure

Campus facilities



Campus activities



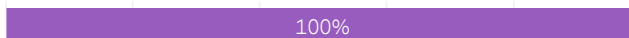
Instruction delivered



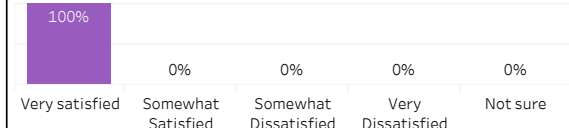
Student support services



Educational experience

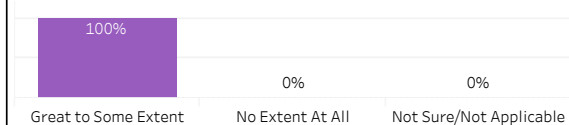


Relevance of Program to Field of Employment




Program Benefits

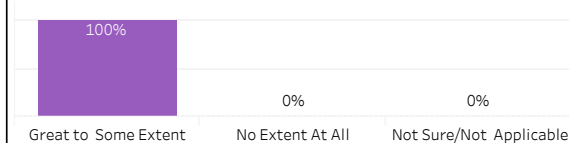
Skills and knowledge relevant in the workplace



Improved earning potential



Improved employment opportunities



Location of Current Residence

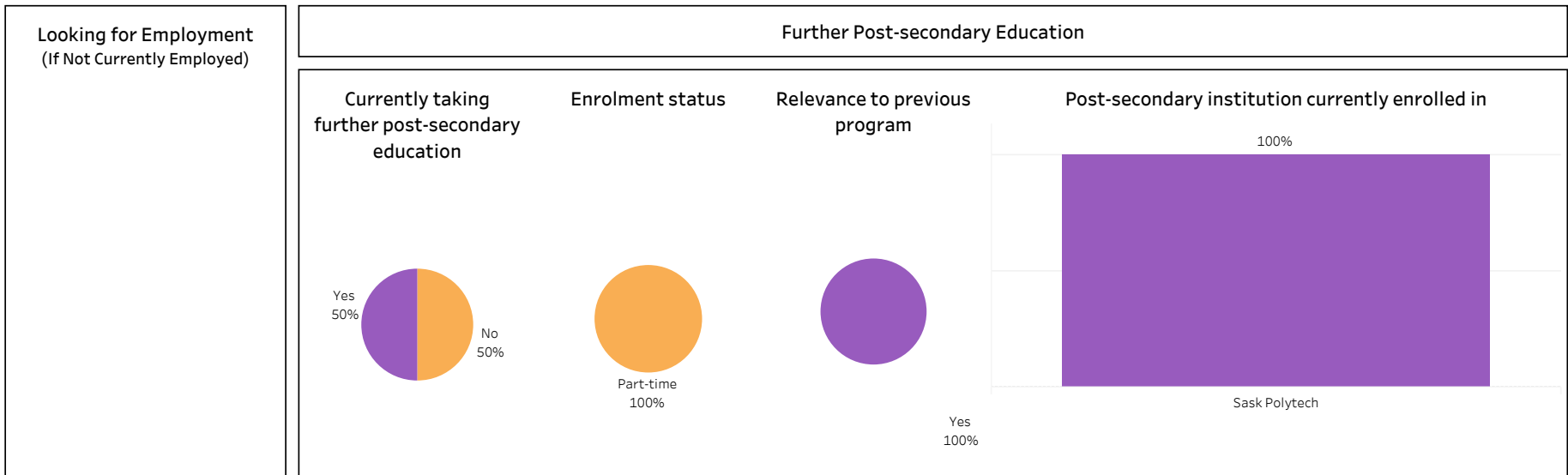
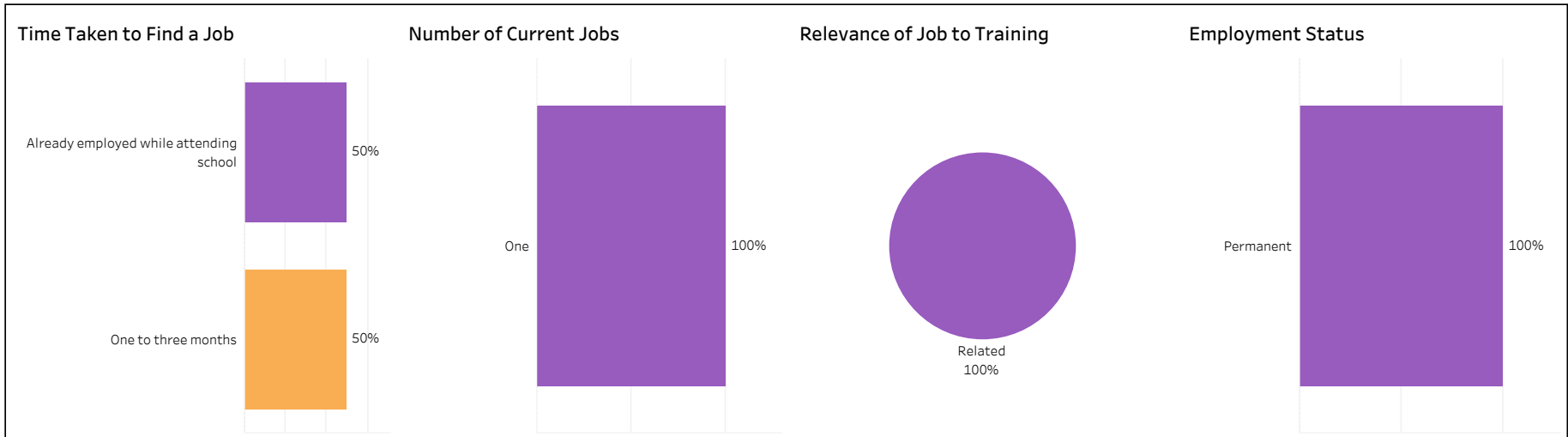
Saskatoon	Elsewhere in Sask
50%	50%



2017-18 Graduate Follow-up Survey

Campus: **Prince Albert**; School: **Human Services & Community Safety**; Program: **Early Childhood Education**; Credential: **CERT**; Program Type: **Con Ed - Sask Polytech Delivered**

Number of Respondents:
2





2017-18 Graduate Follow-up Survey

Campus: **Prince Albert**; School: **Human Services & Community Safety**; Program: **Early Childhood Education**; Credential: **CERT**; Program Type: **Con Ed - Brokered**

Number of Respondents:
9

Class of Graduates
2017-18

School
Human Services & Com..

Campus
Prince Albert

Program
Early Childhood Educati..

Credential
CERT

Base/Con Ed/Brokered
Con Ed - Brokered

Indigenous
All

Overall Employment

Available Workforce	# of Grads Employed	Employment Rate	# of Full-time Employed	Full-time Employment Rate
6	3	50%	3	50%

Training Related Employment

Available Workforce	# of Grads Employed	Employment Rate	# of Full-time Employed Grads	Full-time Employment Rate
6	3	50%	3	50%

Location of Employment

Saskatoon	Regina	Moose Jaw	Prince Albert	Elsewhere in Sask	Outside Sask
0%	0%	0%	100%	0%	0%

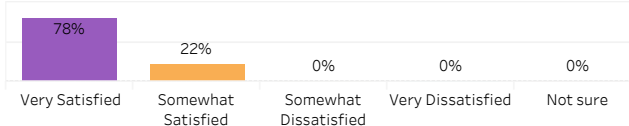
Average Annual Salary

Overall (\$)	50,690
Full-time Training Related (\$)	50,690

Salary by Location

	Overall (\$)	Full-time Training Related (\$)
Prince Albert	50,690	50,690

Overall Satisfaction with Program



Satisfaction with Sask Polytech

Satisfied with the decision to attend Sask Polytech	Recommend program to others	Recommend Sask Polytech to others
100%	100%	100%

Satisfaction with Campus Facilities & Services

■ Satisfied
 ■ Dissatisfied
 ■ Not sure

Campus facilities



Campus activities



Instruction delivered



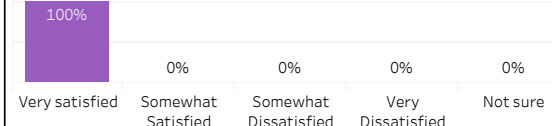
Student support services



Educational experience

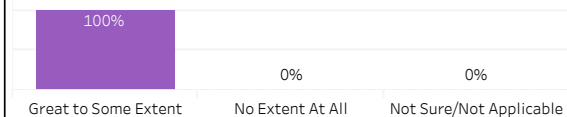


Relevance of Program to Field of Employment




Program Benefits

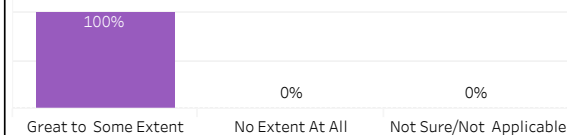
Skills and knowledge relevant in the workplace



Improved earning potential



Improved employment opportunities



Location of Current Residence

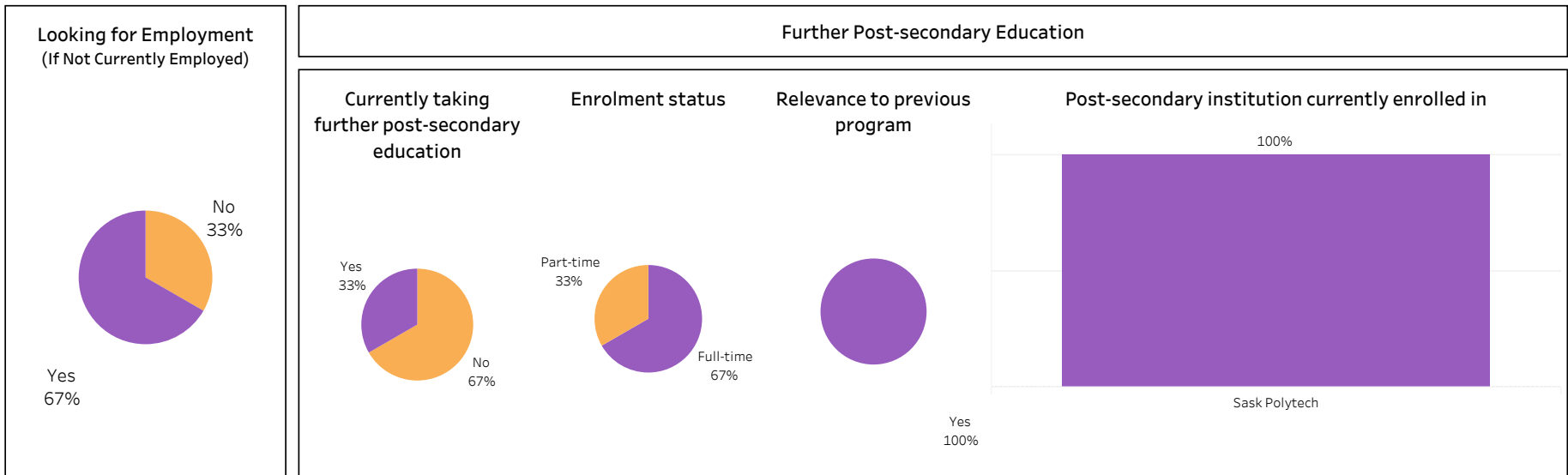
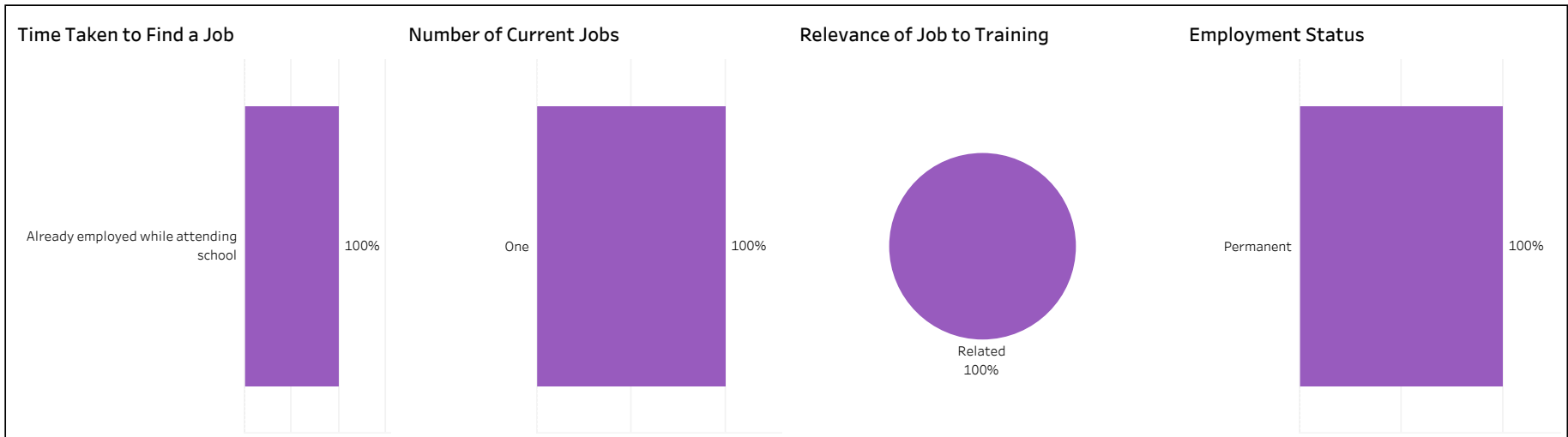
Prince Albert	Elsewhere in Sask
33%	67%



2017-18 Graduate Follow-up Survey

Campus: **Prince Albert**; School: **Human Services & Community Safety**; Program: **Early Childhood Education**; Credential: **CERT**; Program Type: **Con Ed - Brokered**

Number of Respondents:
9





2017-18 Graduate Follow-up Survey

Campus: **Regina**; School: **Human Services & Community Safety**; Program: **Early Childhood Education**; Credential: **CERT**; Program Type: **Base**

Number of Respondents:
16

Class of Graduates
2017-18

School
Human Services & Com..

Campus
Regina

Program
Early Childhood Educati..

Credential
CERT

Base/Con Ed/Brokered
Base

Indigenous
All

Overall Employment

Available Workforce	# of Grads Employed	Employment Rate	# of Full-time Employed	Full-time Employment Rate
14	13	93%	9	64%

Training Related Employment

Available Workforce	# of Grads Employed	Employment Rate	# of Full-time Employed Grads	Full-time Employment Rate
14	11	79%	8	57%

Location of Employment

Saskatoon	Regina	Moose Jaw	Prince Albert	Elsewhere in Sask	Outside Sask
0%	100%	0%	0%	0%	0%

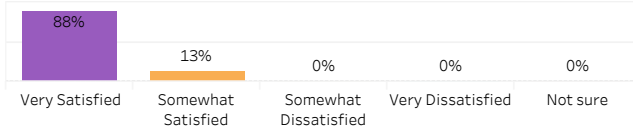
Average Annual Salary

Overall (\$)	26,191
Full-time Training Related (\$)	32,014

Salary by Location

	Overall (\$)	Full-time Training Related (\$)
Regina	26,191	32,014

Overall Satisfaction with Program



Satisfaction with Sask Polytech

Satisfied with the decision to attend Sask Polytech	Recommend program to others	Recommend Sask Polytech to others
93%	87%	93%

Satisfaction with Campus Facilities & Services

■ Satisfied
 ■ Dissatisfied
 ■ Not sure

Campus facilities



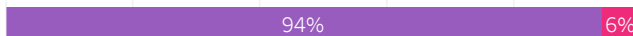
Campus activities



Instruction delivered



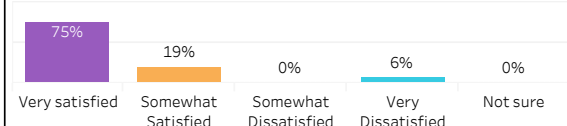
Student support services



Educational experience




Relevance of Program to Field of Employment

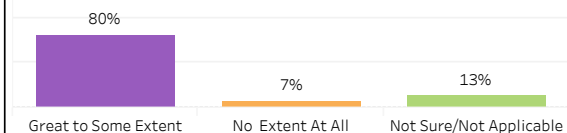


Program Benefits

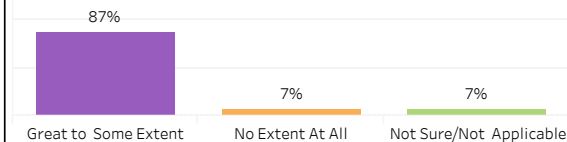
Skills and knowledge relevant in the workplace



Improved earning potential



Improved employment opportunities



Location of Current Residence

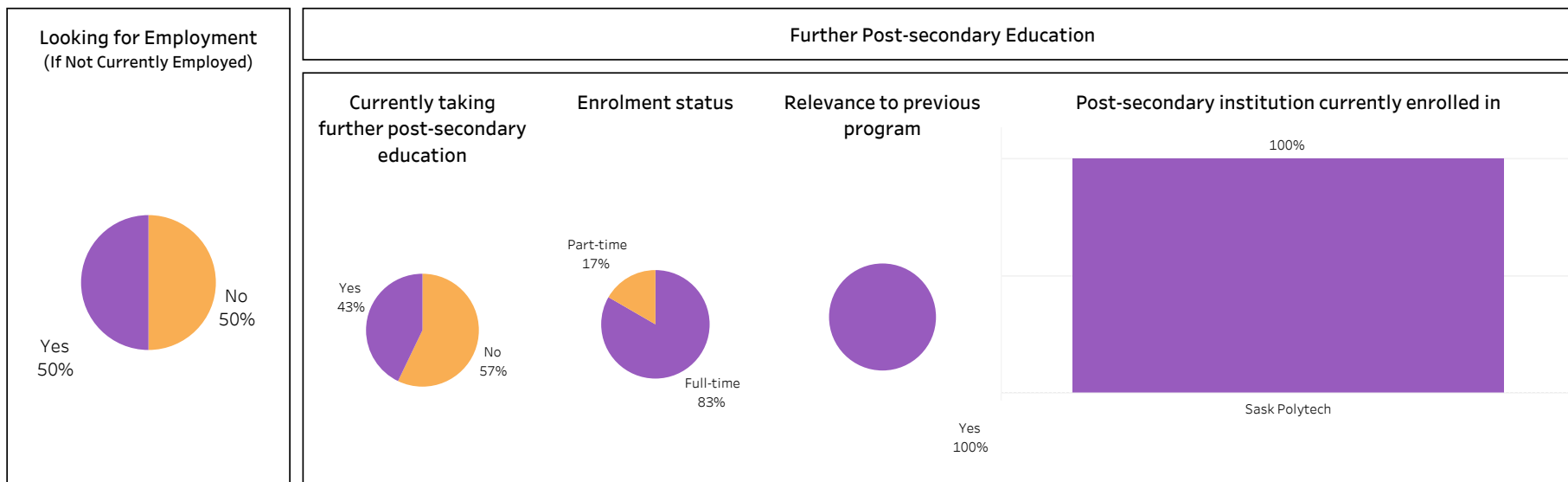
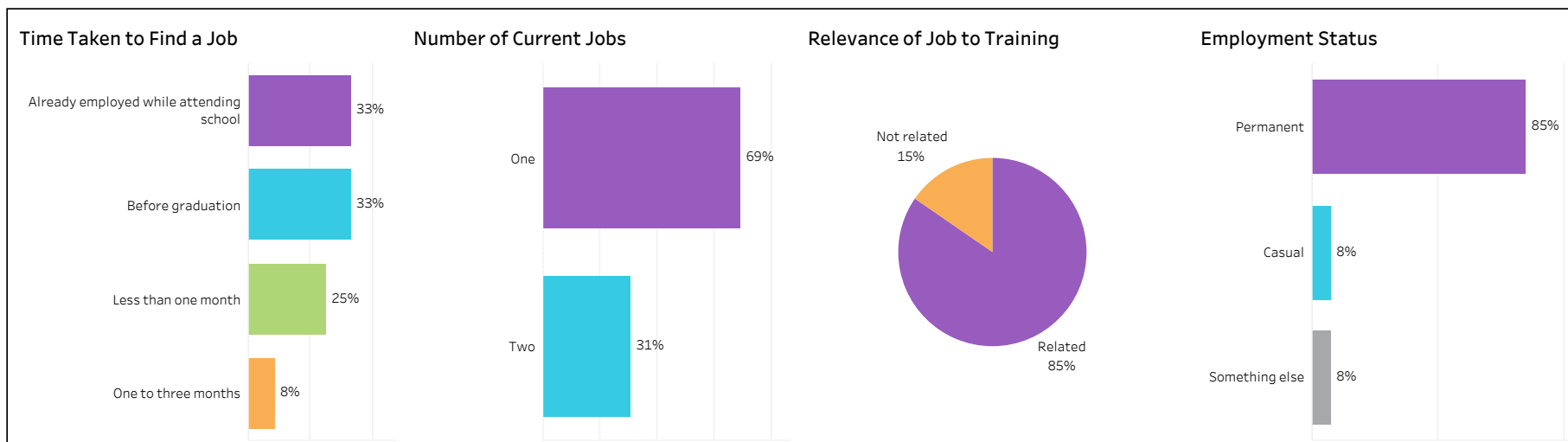
Regina
100%



2017-18 Graduate Follow-up Survey

Campus: **Regina**; School: **Human Services & Community Safety**; Program: **Early Childhood Education**; Credential: **CERT**; Program Type: **Base**

Number of Respondents:
16





2017-18 Graduate Follow-up Survey

Campus: **Regina**; School: **Human Services & Community Safety**; Program: **Early Childhood Education**; Credential: **CERT**; Program Type: **Con Ed - Sask Polytech**

Number of Respondents:
2

Class of Graduates
2017-18

School
Human Services & Com..

Campus
Regina

Program
Early Childhood Educati..

Credential
CERT

Base/Con Ed/Brokered
Con Ed - Sask Polytech Delivered

Indigenous
All

Overall Employment

Available Workforce	# of Grads Employed	Employment Rate	# of Full-time Employed	Full-time Employment Rate
1	1	100%	1	100%

Training Related Employment

Available Workforce	# of Grads Employed	Employment Rate	# of Full-time Employed Grads	Full-time Employment Rate
1	1	100%	1	100%

Location of Employment

Saskatoon	Regina	Moose Jaw	Prince Albert	Elsewhere in Sask	Outside Sask
0%	0%	0%	0%	100%	0%

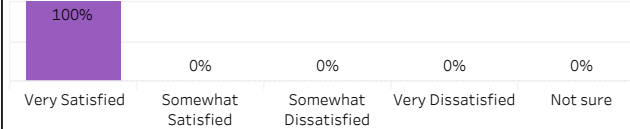
Average Annual Salary

Overall (\$)	35,922
Full-time Training Related (\$)	35,922

Salary by Location

	Overall (\$)	Full-time Training Related (\$)
Elsewhere in SK	35,922	35,922

Overall Satisfaction with Program



Satisfaction with Sask Polytech

Satisfied with the decision to attend Sask Polytech	Recommend program to others	Recommend Sask Polytech to others
100%	100%	100%

Satisfaction with Campus Facilities & Services

■ Satisfied
 ■ Dissatisfied
 ■ Not sure

Campus facilities



Campus activities



Instruction delivered



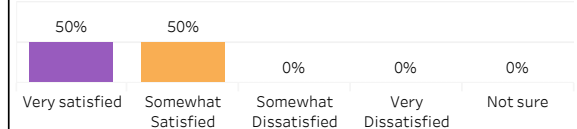
Student support services



Educational experience




Relevance of Program to Field of Employment




Program Benefits


Skills and knowledge relevant in the workplace



Improved earning potential



Improved employment opportunities



Location of Current Residence

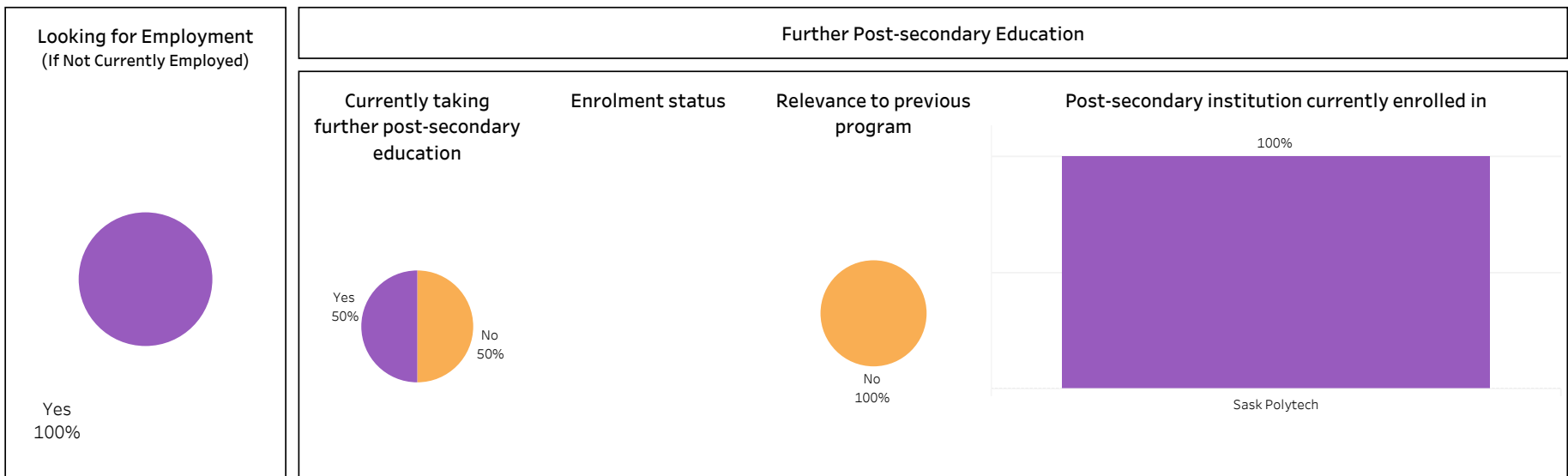
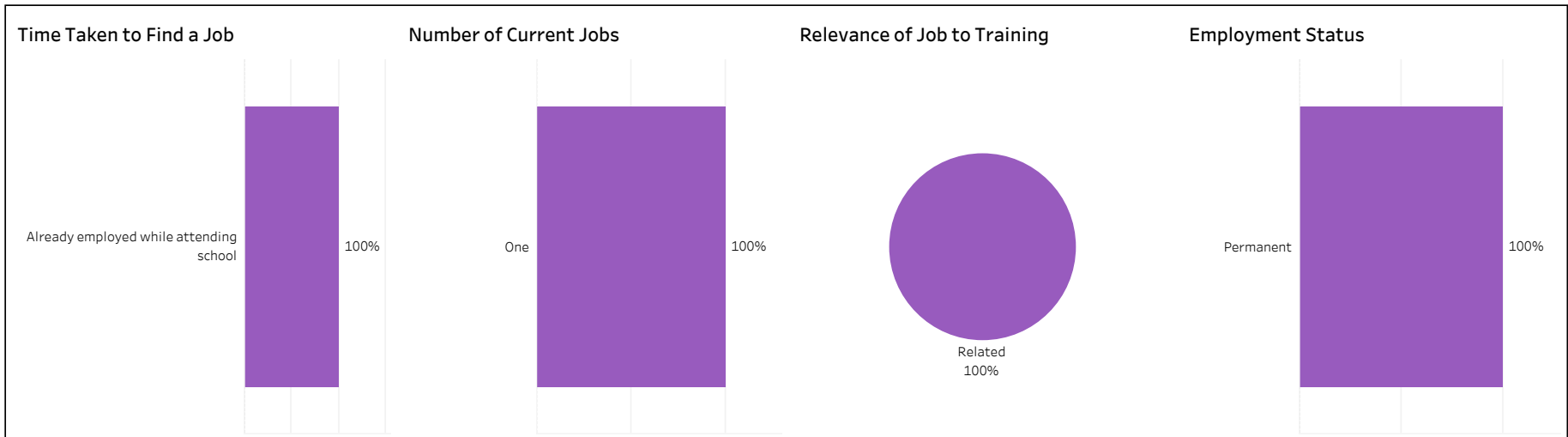
Regina	Elsewhere in Sask
50%	50%



2017-18 Graduate Follow-up Survey

Campus: **Regina**; School: **Human Services & Community Safety**; Program: **Early Childhood Education**; Credential: **CERT**; Program Type: **Con Ed - Sask Polytech Delivered**

Number of Respondents:
2





2017-18 Graduate Follow-up Survey

Campus: **Saskatoon**; School: **Human Services & Community Safety**; Program: **Early Childhood Education**; Credential: **CERT**; Program Type: **Base**

Number of Respondents:
21

Class of Graduates
2017-18

School
Human Services & Com..

Campus
Saskatoon

Program
Early Childhood Educati..

Credential
CERT

Base/Con Ed/Brokered
Base

Indigenous
All

Overall Employment

Available Workforce	# of Grads Employed	Employment Rate	# of Full-time Employed	Full-time Employment Rate
15	14	93%	6	40%

Training Related Employment

Available Workforce	# of Grads Employed	Employment Rate	# of Full-time Employed Grads	Full-time Employment Rate
15	10	67%	6	40%

Location of Employment

Saskatoon	Regina	Moose Jaw	Prince Albert	Elsewhere in Sask	Outside Sask
71%	0%	0%	0%	29%	0%

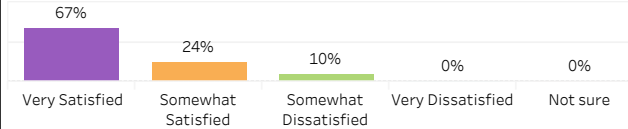
Average Annual Salary

Overall (\$)	22,772
Full-time Training Related (\$)	38,686

Salary by Location

	Overall (\$)	Full-time Training Related (\$)
Saskatoon	14,729	38,688
Elsewhere in SK	32,826	38,685

Overall Satisfaction with Program



Satisfaction with Sask Polytech

Satisfied with the decision to attend Sask Polytech	Recommend program to others	Recommend Sask Polytech to others
95%	100%	100%

Satisfaction with Campus Facilities & Services

■ Satisfied
 ■ Dissatisfied
 ■ Not sure

Campus facilities



Campus activities



Instruction delivered



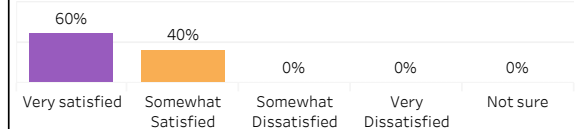
Student support services



Educational experience




Relevance of Program to Field of Employment

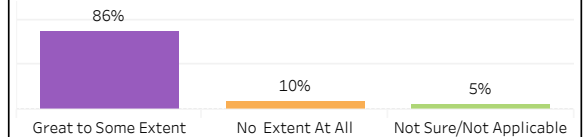


Program Benefits


Skills and knowledge relevant in the workplace



Improved earning potential



Improved employment opportunities



Location of Current Residence

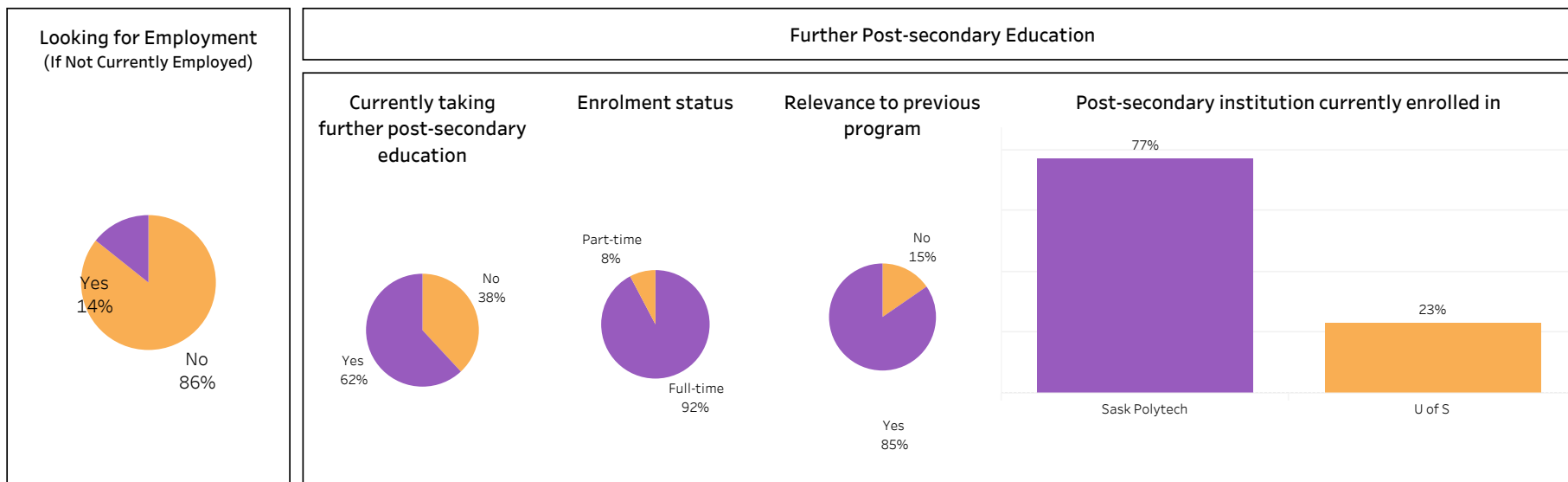
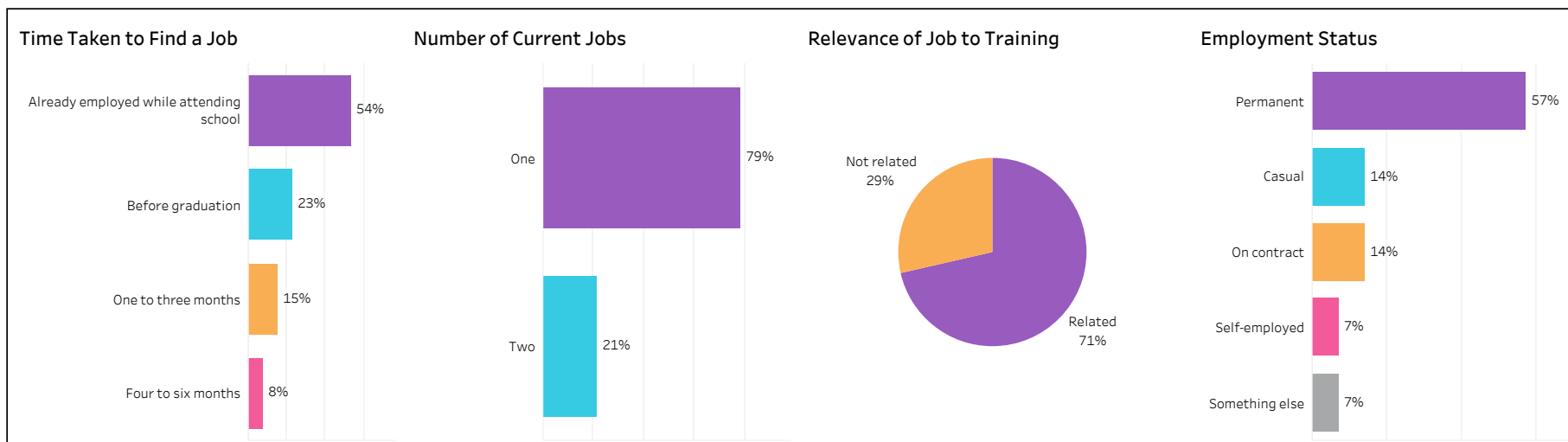
Saskatoon	Elsewhere in Sask	Outside Sask
76%	19%	5%



2017-18 Graduate Follow-up Survey

Campus: **Saskatoon**; School: **Human Services & Community Safety**; Program: **Early Childhood Education**; Credential: **CERT**; Program Type: **Base**

Number of Respondents:
21





2017-18 Graduate Follow-up Survey

Campus: **Saskatoon**; School: **Human Services & Community Safety**; Program: **Early Childhood Education**; Credential: **CERT**; Program Type: **Con Ed - Sask Polytech**

Number of Respondents:
32

Delivered

Class of Graduates
2017-18

School
Human Services & Com..

Campus
Saskatoon

Program
Early Childhood Educati..

Credential
CERT

Base/Con Ed/Brokered
Con Ed - Sask Polytech Delivered

Indigenous
All

Overall Employment

Available Workforce	# of Grads Employed	Employment Rate	# of Full-time Employed	Full-time Employment Rate
29	27	93%	23	79%

Training Related Employment

Available Workforce	# of Grads Employed	Employment Rate	# of Full-time Employed Grads	Full-time Employment Rate
29	25	86%	23	79%

Location of Employment

Saskatoon	Regina	Moose Jaw	Prince Albert	Elsewhere in Sask	Outside Sask
74%	11%	4%	0%	7%	4%

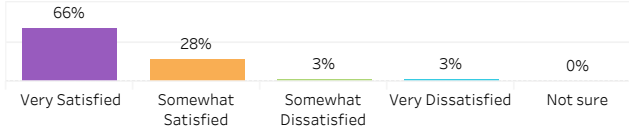
Average Annual Salary

Overall (\$)	29,226
Full-time Training Related (\$)	31,624

Salary by Location

	Overall (\$)	Full-time Training Related (\$)
Saskatoon	27,076	29,881
Regina	39,936	39,936
Moose Jaw		
Elsewhere in SK	36,000	36,000
Manitoba	33,280	33,280

Overall Satisfaction with Program



Satisfaction with Sask Polytech

Satisfied with the decision to attend Sask Polytech	Recommend program to others	Recommend Sask Polytech to others
97%	91%	97%

Satisfaction with Campus Facilities & Services

■ Satisfied
 ■ Dissatisfied
 ■ Not sure

Campus facilities



Campus activities



Instruction delivered



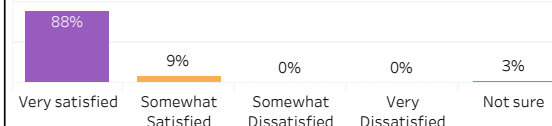
Student support services



Educational experience

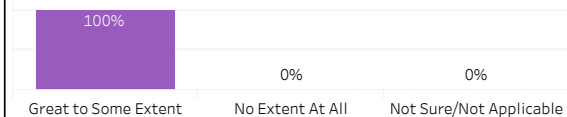


Relevance of Program to Field of Employment

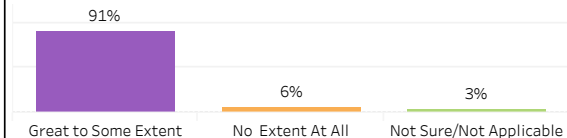


Program Benefits

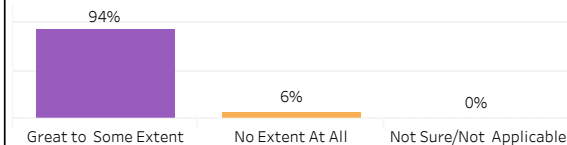
Skills and knowledge relevant in the workplace



Improved earning potential



Improved employment opportunities



Location of Current Residence

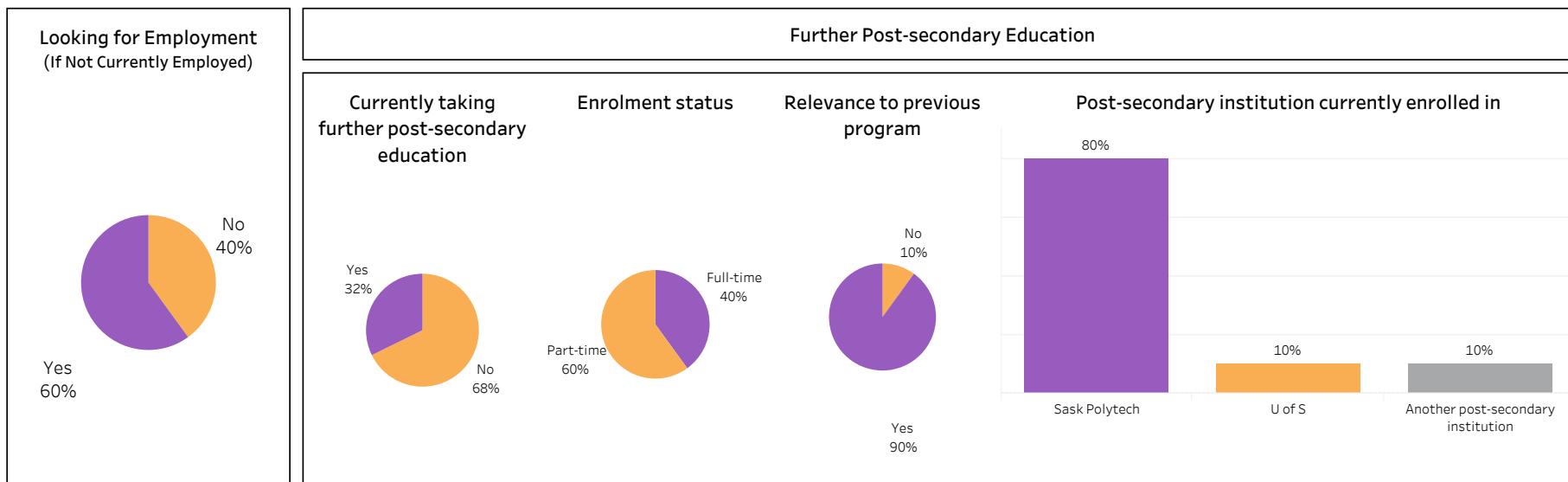
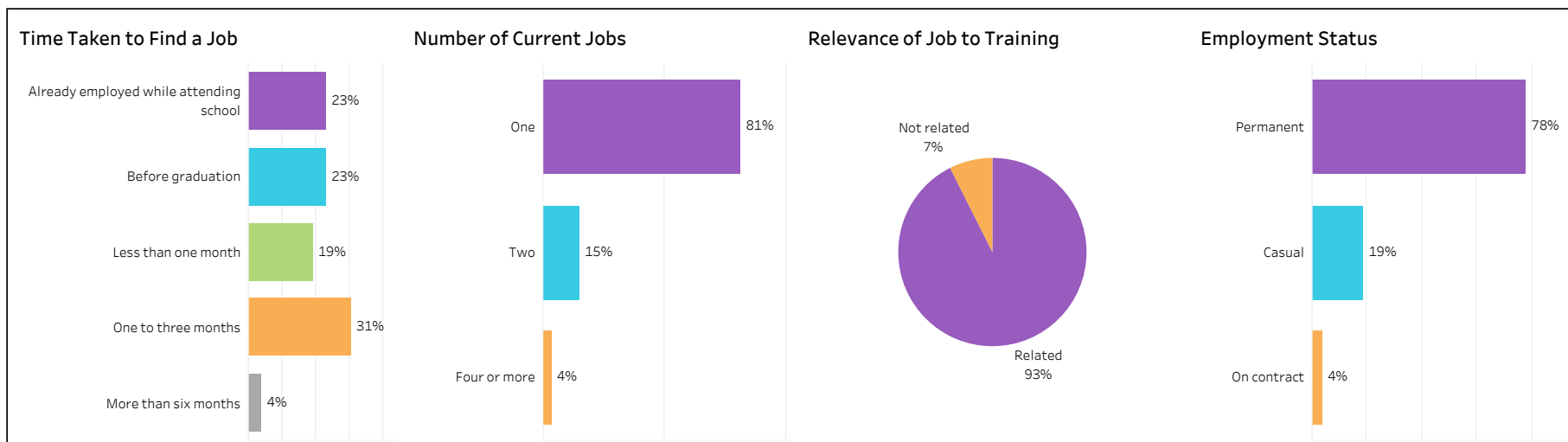
Saskatoon	Regina	Moose Jaw	Elsewhere in Sask	Outside Sask
72%	6%	3%	16%	3%



2017-18 Graduate Follow-up Survey

Campus: **Saskatoon**; School: **Human Services & Community Safety**; Program: **Early Childhood Education**; Credential: **CERT**; Program Type: **Con Ed - Sask Polytech Delivered**

Number of Respondents:
32





2017-18 Graduate Follow-up Survey

Campus: **Saskatoon**; School: **Human Services & Community Safety**; Program: **Early Childhood Education**; Credential: **CERT**; Program Type: **Con Ed - Brokered**

Number of Respondents:
5

Class of Graduates
2017-18

School
Human Services & Com..

Campus
Saskatoon

Program
Early Childhood Educati..

Credential
CERT

Base/Con Ed/Brokered
Con Ed - Brokered

Indigenous
All

Overall Employment

Available Workforce	# of Grads Employed	Employment Rate	# of Full-time Employed	Full-time Employment Rate
5	5	100%	5	100%

Training Related Employment

Available Workforce	# of Grads Employed	Employment Rate	# of Full-time Employed Grads	Full-time Employment Rate
5	5	100%	5	100%

Location of Employment

Saskatoon	Regina	Moose Jaw	Prince Albert	Elsewhere in Sask	Outside Sask
0%	0%	0%	0%	100%	0%

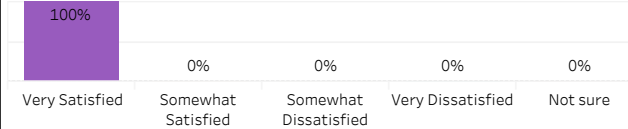
Average Annual Salary

Overall (\$)	29,835
Full-time Training Related (\$)	29,835

Salary by Location

	Overall (\$)	Full-time Training Related (\$)
Elsewhere in SK	29,835	29,835

Overall Satisfaction with Program



Satisfaction with Sask Polytech

Satisfied with the decision to attend Sask Polytech	Recommend program to others	Recommend Sask Polytech to others
100%	100%	100%

Satisfaction with Campus Facilities & Services

■ Satisfied
 ■ Dissatisfied
 ■ Not sure

Campus facilities



Campus activities



Instruction delivered



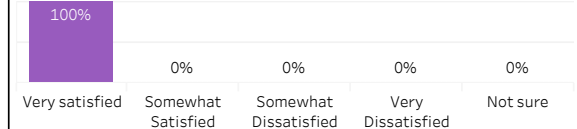
Student support services



Educational experience

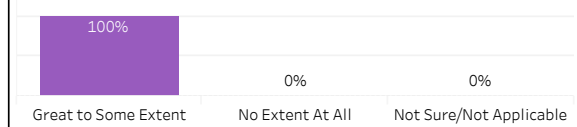


Relevance of Program to Field of Employment




Program Benefits

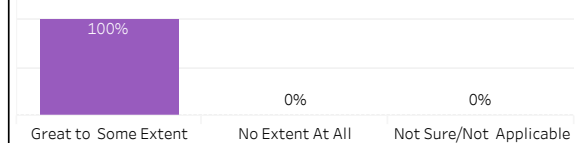
Skills and knowledge relevant in the workplace



Improved earning potential



Improved employment opportunities



Location of Current Residence

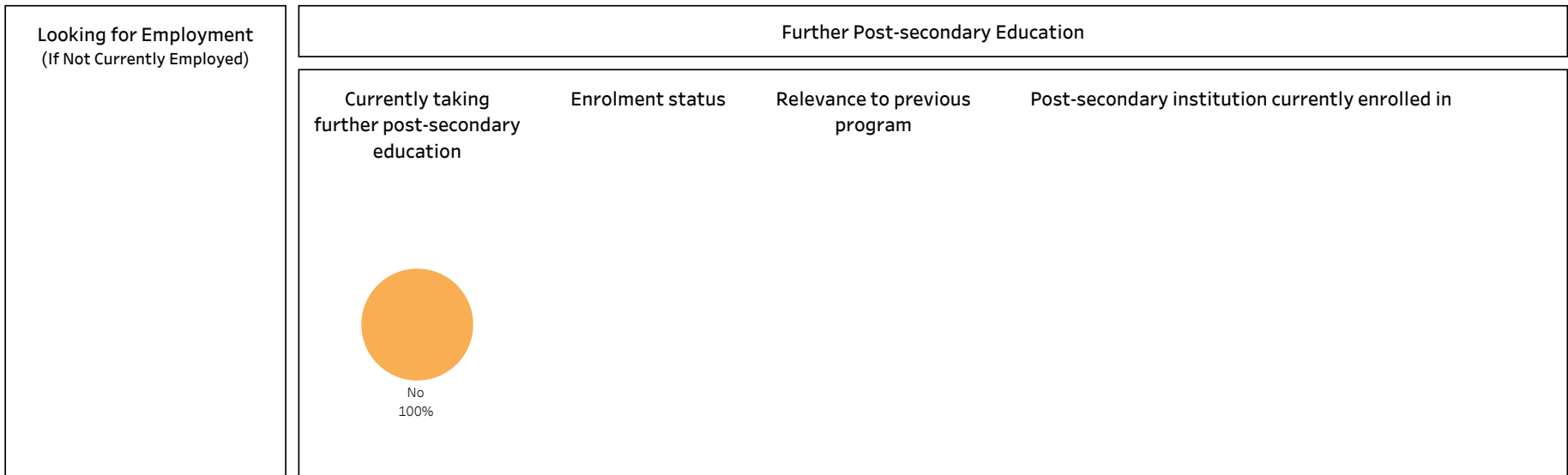
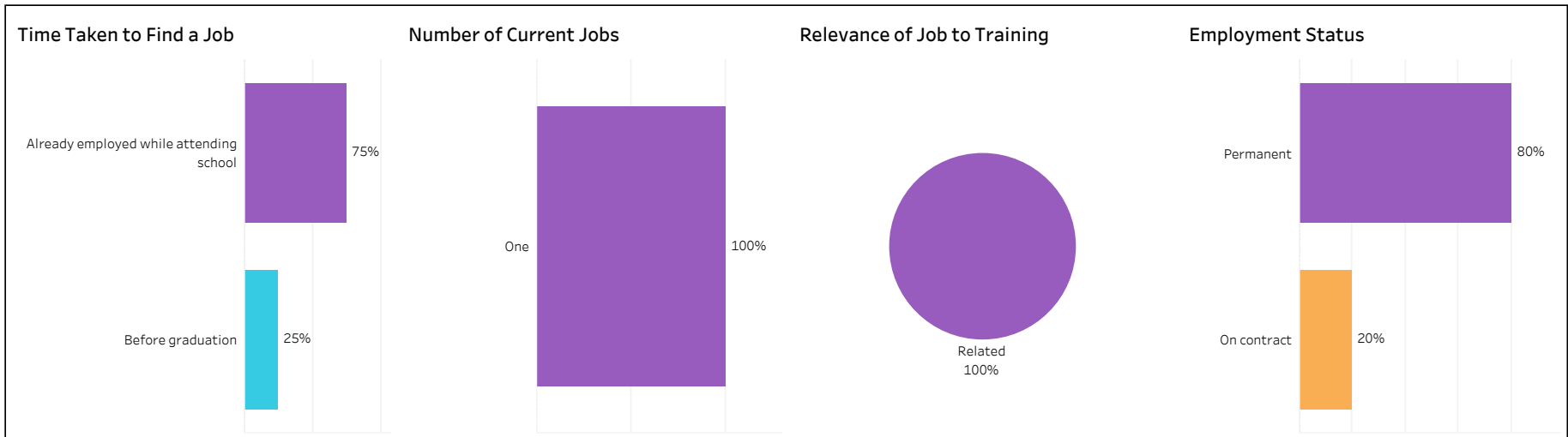
Regina	Elsewhere in Sask
25%	75%



2017-18 Graduate Follow-up Survey

Campus: **Saskatoon**; School: **Human Services & Community Safety**; Program: **Early Childhood Education**; Credential: **CERT**; Program Type: **Con Ed - Brokered**

Number of Respondents:
5





2017-18 Graduate Follow-up Survey

Campus: **Regina**; School: **Human Services & Community Safety**; Program: **Early Childhood Education**; Credential: **DIP**; Program Type: **Base**

Number of Respondents:
7

Class of Graduates
2017-18

School
Human Services & Com..

Campus
Regina

Program
Early Childhood Educati..

Credential
DIP

Base/Con Ed/Brokered
Base

Indigenous
All

Overall Employment

Available Workforce	# of Grads Employed	Employment Rate	# of Full-time Employed	Full-time Employment Rate
5	5	100%	5	100%

Training Related Employment

Available Workforce	# of Grads Employed	Employment Rate	# of Full-time Employed Grads	Full-time Employment Rate
5	5	100%	5	100%

Location of Employment

Saskatoon	Regina	Moose Jaw	Prince Albert	Elsewhere in Sask	Outside Sask
0%	80%	0%	0%	20%	0%

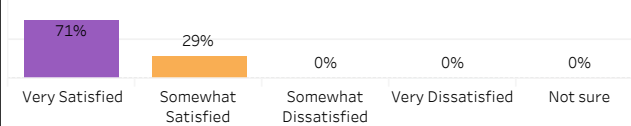
Average Annual Salary

Overall (\$)	36,951
Full-time Training Related (\$)	36,951

Salary by Location

	Overall (\$)	Full-time Training Related (\$)
Regina	38,642	38,642
Elsewhere in SK	30,186	30,186

Overall Satisfaction with Program



Satisfaction with Sask Polytech

Satisfied with the decision to attend Sask Polytech	Recommend program to others	Recommend Sask Polytech to others
100%	100%	100%

Satisfaction with Campus Facilities & Services

■ Satisfied
 ■ Dissatisfied
 ■ Not sure

Campus facilities



Campus activities



Instruction delivered



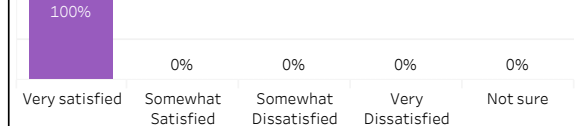
Student support services



Educational experience




Relevance of Program to Field of Employment




Program Benefits


Skills and knowledge relevant in the workplace



Improved earning potential



Improved employment opportunities



Location of Current Residence

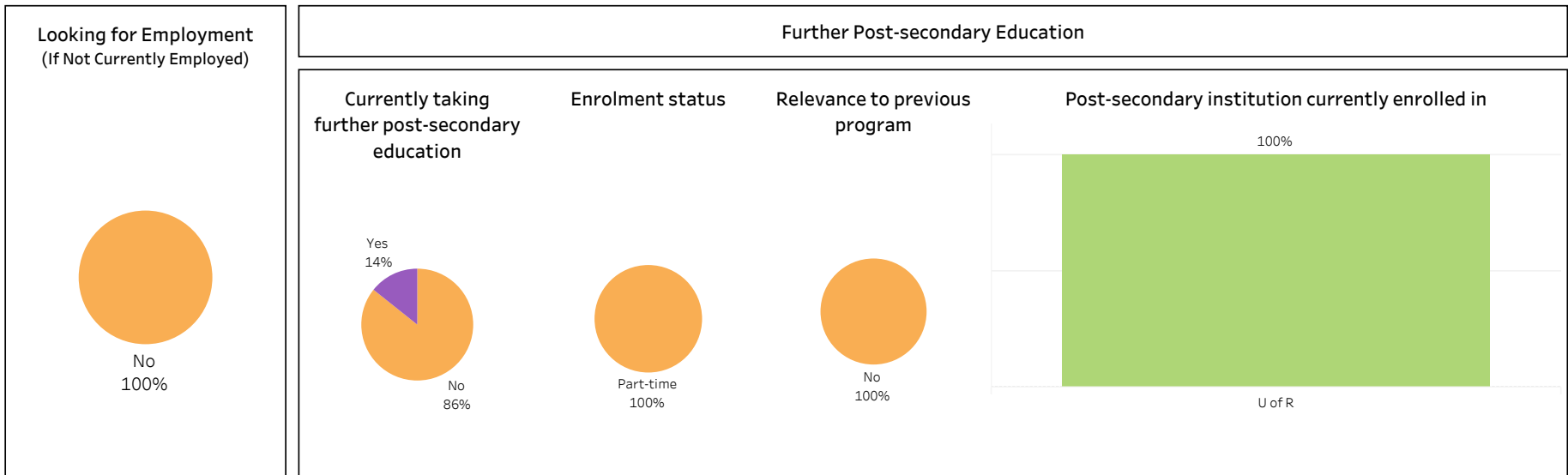
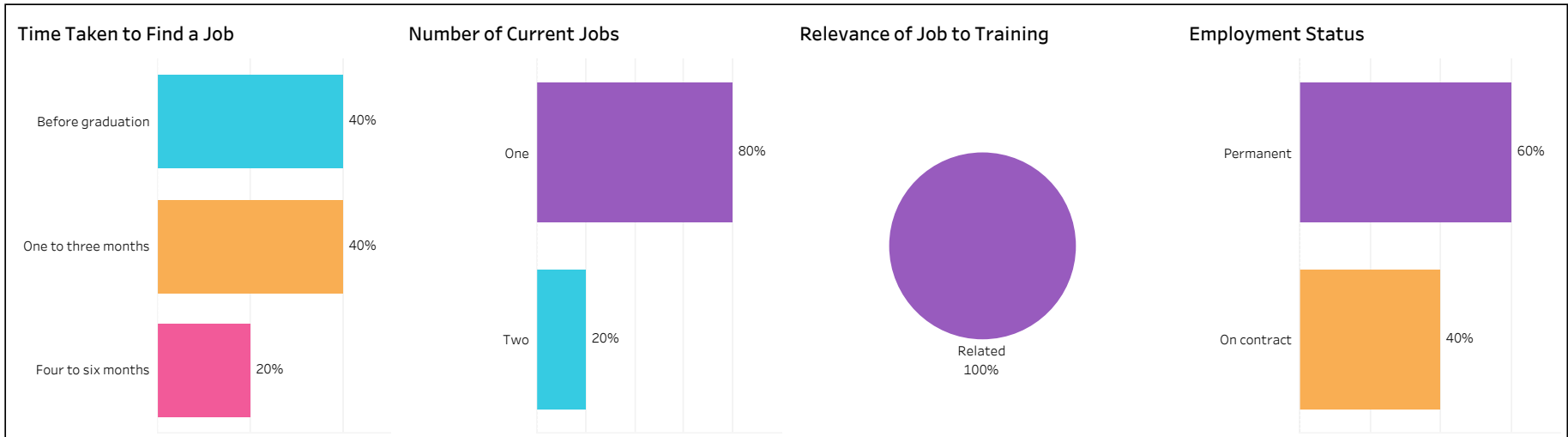
Regina	Elsewhere in Sask
86%	14%



2017-18 Graduate Follow-up Survey

Campus: **Regina**; School: **Human Services & Community Safety**; Program: **Early Childhood Education**; Credential: **DIP**; Program Type: **Base**

Number of Respondents:
7





2017-18 Graduate Follow-up Survey

Campus: **Regina**; School: **Human Services & Community Safety**; Program: **Early Childhood Education**; Credential: **DIP**; Program Type: **Con Ed - Sask Polytech**

Delivered

Number of Respondents:
4

Class of Graduates
2017-18

School
Human Services & Com..

Campus
Regina

Program
Early Childhood Educati..

Credential
DIP

Base/Con Ed/Brokered
Con Ed - Sask Polytech Delivered

Indigenous
All

Overall Employment

Available Workforce	# of Grads Employed	Employment Rate	# of Full-time Employed	Full-time Employment Rate
4	4	100%	4	100%

Training Related Employment

Available Workforce	# of Grads Employed	Employment Rate	# of Full-time Employed Grads	Full-time Employment Rate
4	3	75%	3	75%

Location of Employment

Saskatoon	Regina	Moose Jaw	Prince Albert	Elsewhere in Sask	Outside Sask
0%	75%	0%	0%	25%	0%

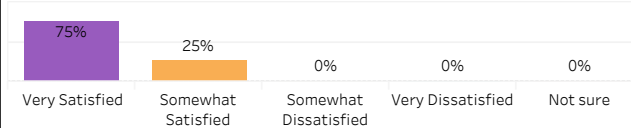
Average Annual Salary

Overall (\$)	42,846
Full-time Training Related (\$)	48,795

Salary by Location

	Overall (\$)	Full-time Training Related (\$)
Regina	48,795	48,795
Elsewhere in SK	25,000	

Overall Satisfaction with Program



Satisfaction with Sask Polytech

Satisfied with the decision to attend Sask Polytech	Recommend program to others	Recommend Sask Polytech to others
100%	75%	100%

Satisfaction with Campus Facilities & Services

■ Satisfied
 ■ Dissatisfied
 ■ Not sure

Campus facilities



Campus activities



Instruction delivered



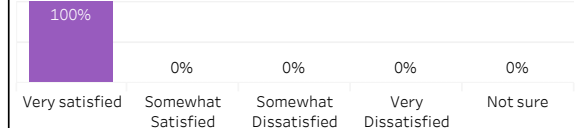
Student support services



Educational experience




Relevance of Program to Field of Employment




Program Benefits

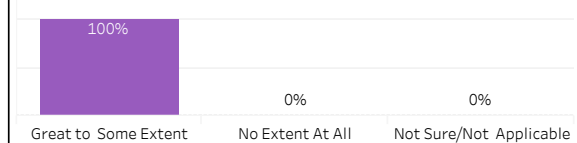
Skills and knowledge relevant in the workplace



Improved earning potential



Improved employment opportunities



Location of Current Residence

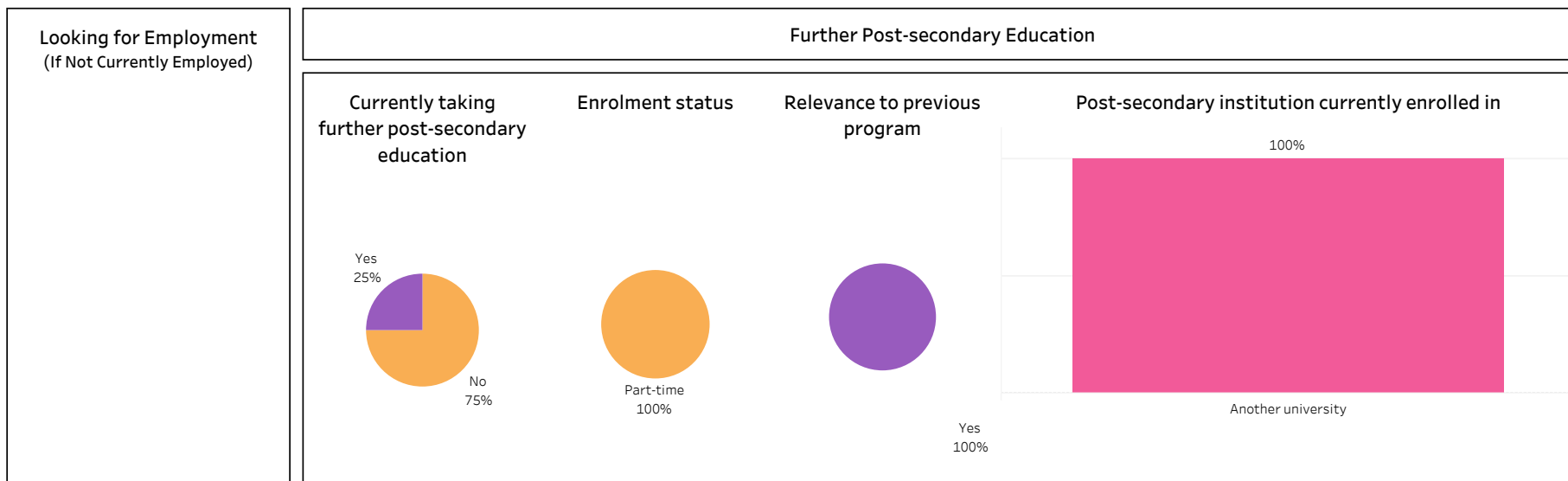
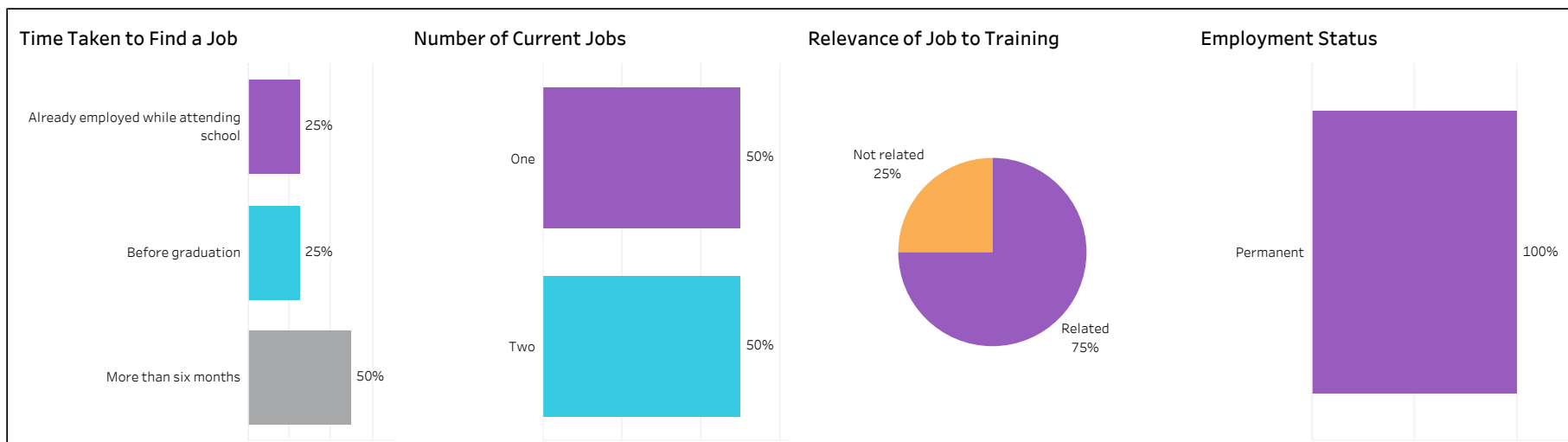
Regina	Elsewhere in Sask
75%	25%



2017-18 Graduate Follow-up Survey

Campus: **Regina**; School: **Human Services & Community Safety**; Program: **Early Childhood Education**; Credential: **DIP**; Program Type: **Con Ed - Sask Polytech Delivered**

Number of Respondents:
4





2017-18 Graduate Follow-up Survey

Campus: **Regina**; School: **Human Services & Community Safety**; Program: **Early Childhood Education**; Credential: **DIP**; Program Type: **Con Ed - Brokered**

Number of Respondents:
4

Class of Graduates
2017-18

School
Human Services & Com..

Campus
Regina

Program
Early Childhood Educati..

Credential
DIP

Base/Con Ed/Brokered
Con Ed - Brokered

Indigenous
All

Overall Employment

Available Workforce	# of Grads Employed	Employment Rate	# of Full-time Employed	Full-time Employment Rate
4	4	100%	4	100%

Training Related Employment

Available Workforce	# of Grads Employed	Employment Rate	# of Full-time Employed Grads	Full-time Employment Rate
4	4	100%	4	100%

Location of Employment

Saskatoon	Regina	Moose Jaw	Prince Albert	Elsewhere in Sask	Outside Sask
0%	0%	0%	0%	100%	0%

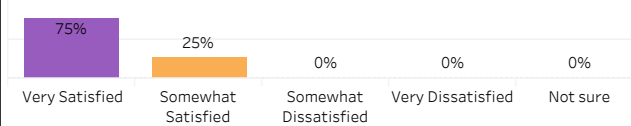
Average Annual Salary

Overall (\$)	36,003
Full-time Training Related (\$)	36,003

Salary by Location

	Overall (\$)	Full-time Training Related (\$)
Elsewhere in SK	37,935	37,935

Overall Satisfaction with Program



Satisfaction with Sask Polytech

Satisfied with the decision to attend Sask Polytech	Recommend program to others	Recommend Sask Polytech to others
100%	75%	100%

Satisfaction with Campus Facilities & Services

■ Satisfied
 ■ Dissatisfied
 ■ Not sure

Campus facilities



Campus activities



Instruction delivered



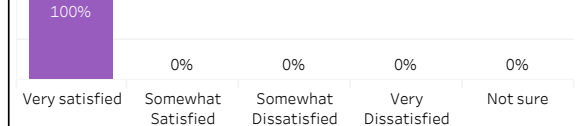
Student support services



Educational experience




Relevance of Program to Field of Employment




Program Benefits


Skills and knowledge relevant in the workplace



Improved earning potential



Improved employment opportunities



Location of Current Residence

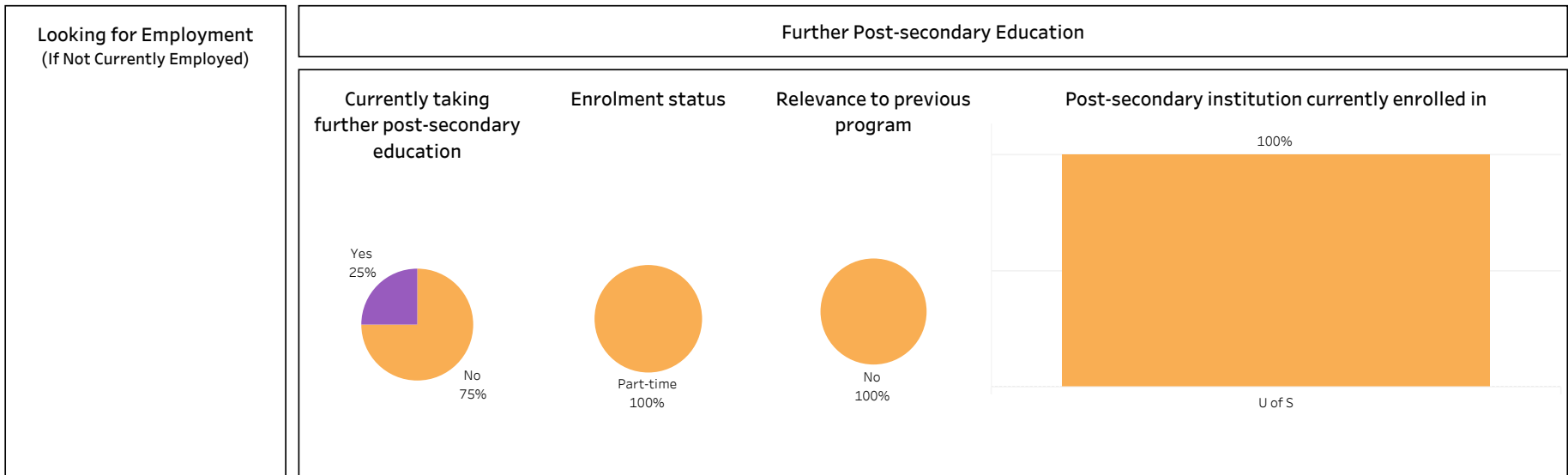
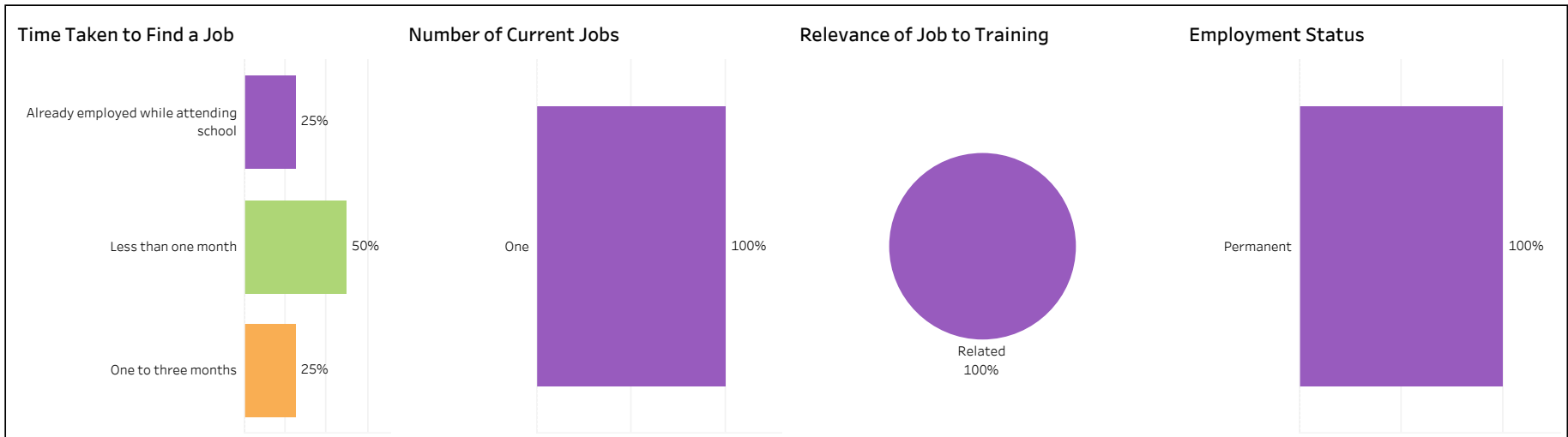
Elsewhere in Sask
100%



2017-18 Graduate Follow-up Survey

Campus: **Regina**; School: **Human Services & Community Safety**; Program: **Early Childhood Education**; Credential: **DIP**; Program Type: **Con Ed - Brokered**

Number of Respondents:
4





2017-18 Graduate Follow-up Survey

Campus: **Saskatoon**; School: **Human Services & Community Safety**; Program: **Early Childhood Education**; Credential: **DIP**; Program Type: **Base**

Number of Respondents:
12

Class of Graduates
2017-18

School
Human Services & Com..

Campus
Saskatoon

Program
Early Childhood Educati..

Credential
DIP

Base/Con Ed/Brokered
Base

Indigenous
All

Overall Employment

Available Workforce	# of Grads Employed	Employment Rate	# of Full-time Employed	Full-time Employment Rate
12	12	100%	12	100%

Training Related Employment

Available Workforce	# of Grads Employed	Employment Rate	# of Full-time Employed Grads	Full-time Employment Rate
12	11	92%	11	92%

Location of Employment

Saskatoon	Regina	Moose Jaw	Prince Albert	Elsewhere in Sask	Outside Sask
92%	0%	0%	0%	8%	0%

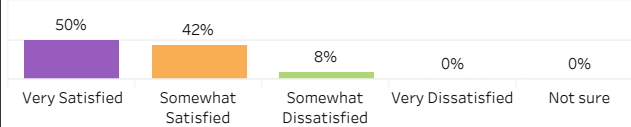
Average Annual Salary

Overall (\$)	35,272
Full-time Training Related (\$)	33,506

Salary by Location

	Overall (\$)	Full-time Training Related (\$)
Saskatoon	33,506	33,506
Elsewhere in SK	49,400	

Overall Satisfaction with Program



Satisfaction with Sask Polytech

Satisfied with the decision to attend Sask Polytech	Recommend program to others	Recommend Sask Polytech to others
100%	100%	100%

Satisfaction with Campus Facilities & Services

■ Satisfied
 ■ Dissatisfied
 ■ Not sure

Campus facilities



Campus activities



Instruction delivered



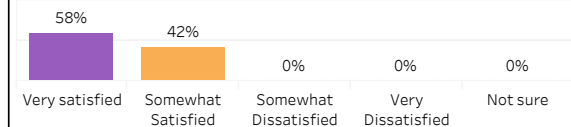
Student support services



Educational experience

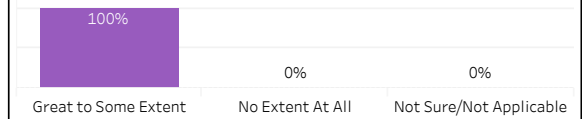


Relevance of Program to Field of Employment

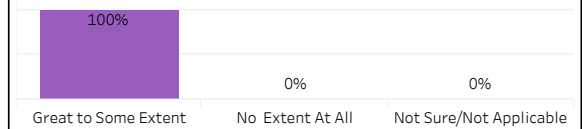


Program Benefits

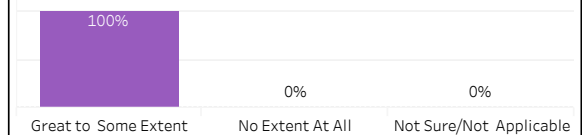
Skills and knowledge relevant in the workplace



Improved earning potential



Improved employment opportunities



Location of Current Residence

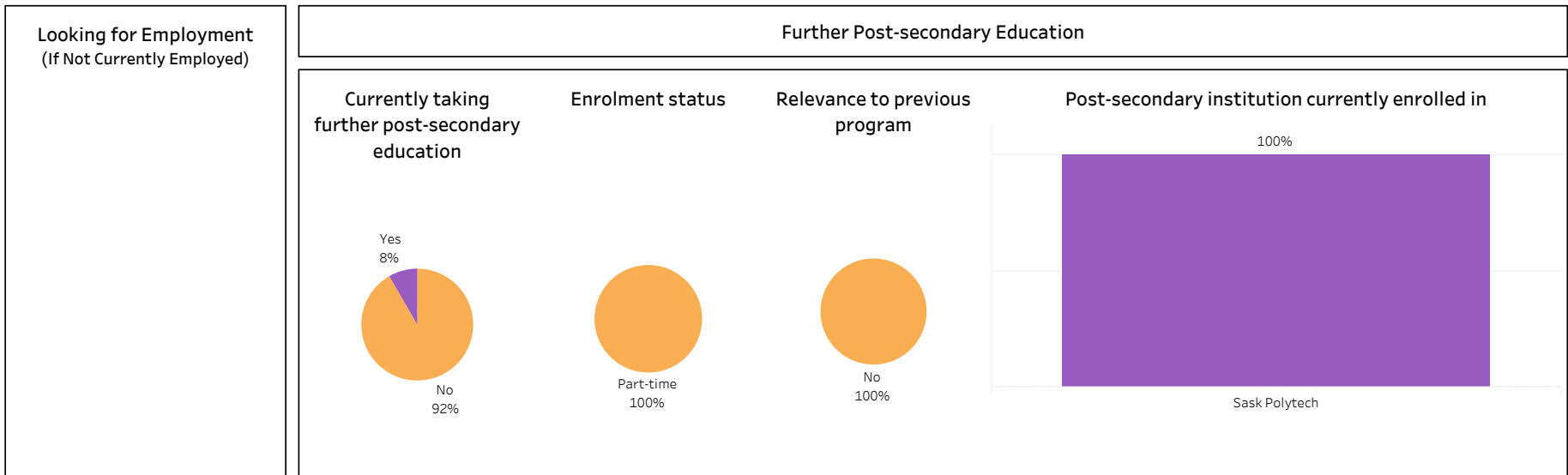
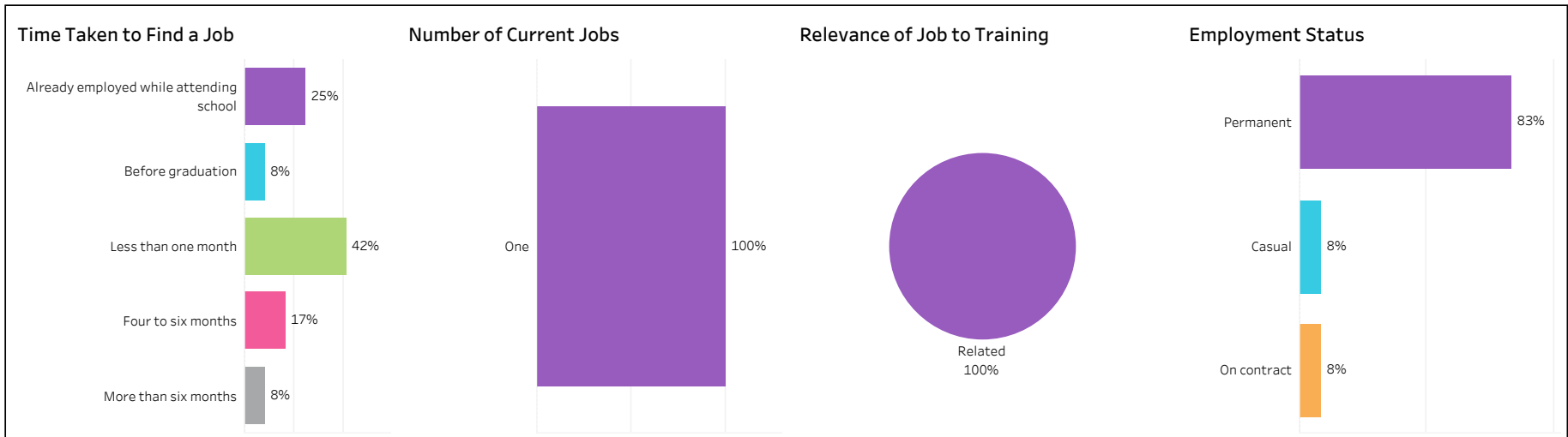
Saskatoon	Elsewhere in Sask
92%	8%



2017-18 Graduate Follow-up Survey

Campus: **Saskatoon**; School: **Human Services & Community Safety**; Program: **Early Childhood Education**; Credential: **DIP**; Program Type: **Base**

Number of Respondents:
12





2017-18 Graduate Follow-up Survey

Campus: **Saskatoon**; School: **Human Services & Community Safety**; Program: **Early Childhood Education**; Credential: **DIP**; Program Type: **Con Ed - Sask Polytech**

Number of Respondents:
6

Delivered

Class of Graduates
2017-18

School
Human Services & Com..

Campus
Saskatoon

Program
Early Childhood Educati..

Credential
DIP

Base/Con Ed/Brokered
Con Ed - Sask Polytech Delivered

Indigenous
All

Overall Employment

Available Workforce	# of Grads Employed	Employment Rate	# of Full-time Employed	Full-time Employment Rate
6	6	100%	6	100%

Training Related Employment

Available Workforce	# of Grads Employed	Employment Rate	# of Full-time Employed Grads	Full-time Employment Rate
6	6	100%	6	100%

Location of Employment

Saskatoon	Regina	Moose Jaw	Prince Albert	Elsewhere in Sask	Outside Sask
33%	0%	0%	0%	67%	0%

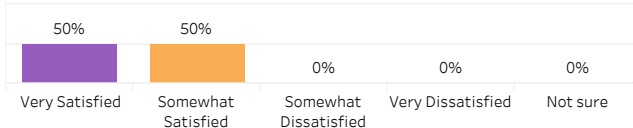
Average Annual Salary

Overall (\$)	49,688
Full-time Training Related (\$)	49,688

Salary by Location

	Overall (\$)	Full-time Training Related (\$)
Saskatoon	43,580	43,580
Elsewhere in SK	53,759	53,759

Overall Satisfaction with Program



Satisfaction with Sask Polytech

Satisfied with the decision to attend Sask Polytech	Recommend program to others	Recommend Sask Polytech to others
100%	100%	100%

Satisfaction with Campus Facilities & Services

■ Satisfied
 ■ Dissatisfied
 ■ Not sure

Campus facilities



Campus activities



Instruction delivered



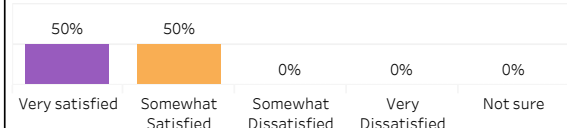
Student support services



Educational experience

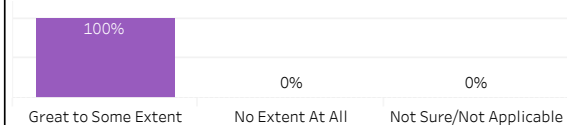


Relevance of Program to Field of Employment




Program Benefits


Skills and knowledge relevant in the workplace



Improved earning potential



Improved employment opportunities



Location of Current Residence

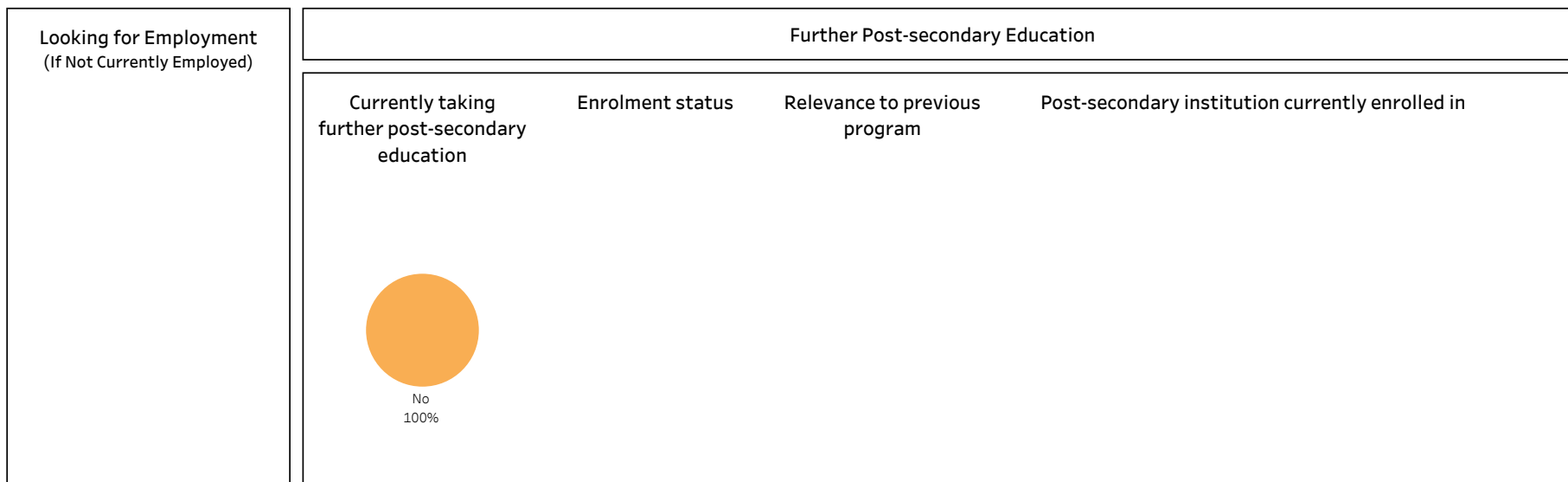
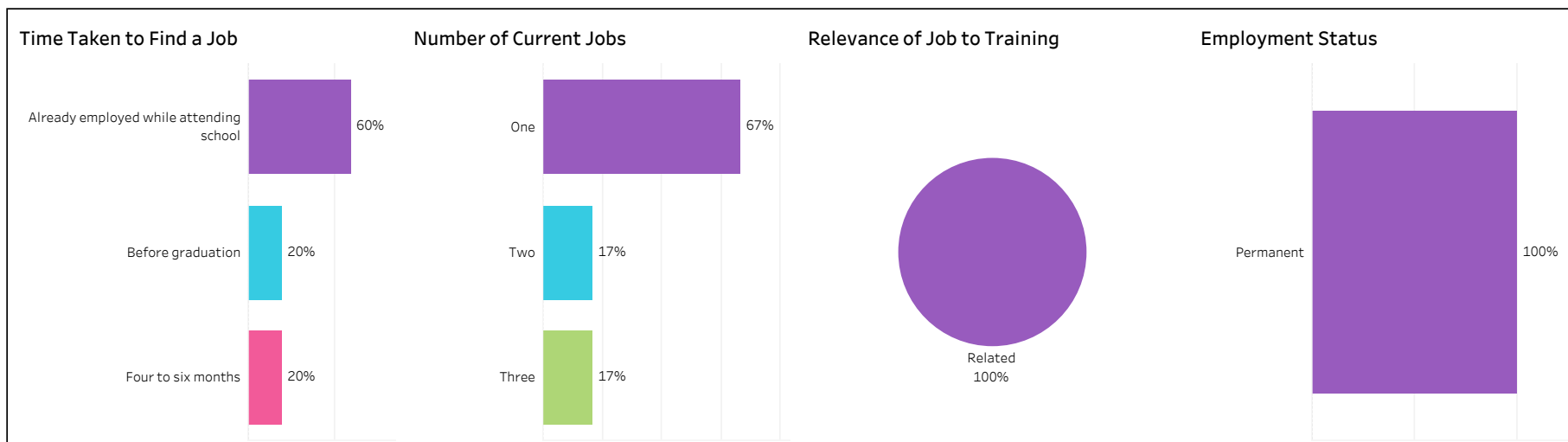
Saskatoon	Elsewhere in Sask
33%	67%



2017-18 Graduate Follow-up Survey

Campus: **Saskatoon**; School: **Human Services & Community Safety**; Program: **Early Childhood Education**; Credential: **DIP**; Program Type: **Con Ed - Sask Polytech Delivered**

Number of Respondents:
6





2017-18 Graduate Follow-up Survey

Campus: **Saskatoon**; School: **Human Services & Community Safety**; Program: **Educational Assistant**; Credential: **CERT**; Program Type: **Base**

Number of Respondents:
13

Class of Graduates
2017-18

School
Human Services & Com..

Campus
Saskatoon

Program
Educational Assistant

Credential
CERT

Base/Con Ed/Brokered
Base

Indigenous
All

Overall Employment

Available Workforce	# of Grads Employed	Employment Rate	# of Full-time Employed	Full-time Employment Rate
13	13	100%	11	85%

Training Related Employment

Available Workforce	# of Grads Employed	Employment Rate	# of Full-time Employed Grads	Full-time Employment Rate
13	12	92%	11	85%

Location of Employment

Saskatoon	Regina	Moose Jaw	Prince Albert	Elsewhere in Sask	Outside Sask
69%	0%	8%	0%	15%	8%

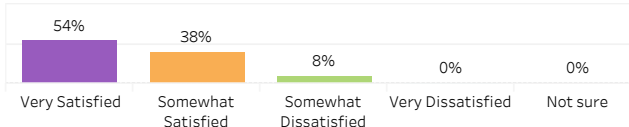
Average Annual Salary

Overall (\$)	35,984
Full-time Training Related (\$)	35,984

Salary by Location

	Overall (\$)	Full-time Training Related (\$)
Saskatoon	35,395	35,395
Moose Jaw	39,000	39,000
Elsewhere in SK	28,236	28,236
British Columbia	52,000	52,000

Overall Satisfaction with Program



Satisfaction with Sask Polytech

Satisfied with the decision to attend Sask Polytech	Recommend program to others	Recommend Sask Polytech to others
100%	100%	100%

Satisfaction with Campus Facilities & Services

■ Satisfied
 ■ Dissatisfied
 ■ Not sure

Campus facilities



Campus activities



Instruction delivered



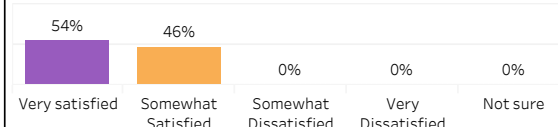
Student support services



Educational experience




Relevance of Program to Field of Employment




Program Benefits


Skills and knowledge relevant in the workplace



Improved earning potential



Improved employment opportunities



Location of Current Residence

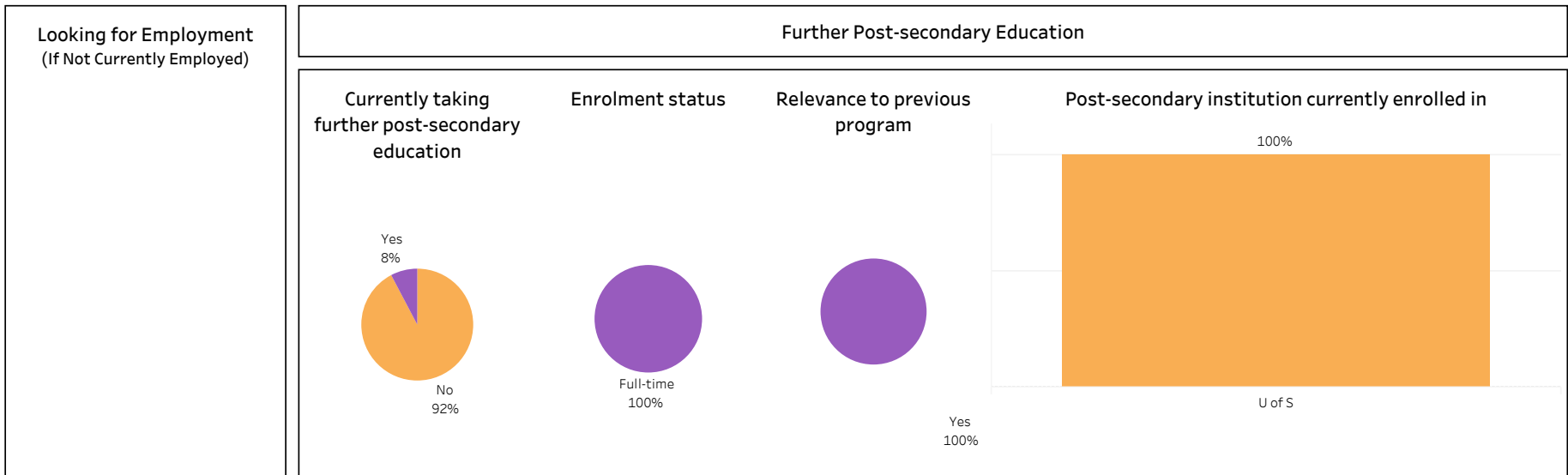
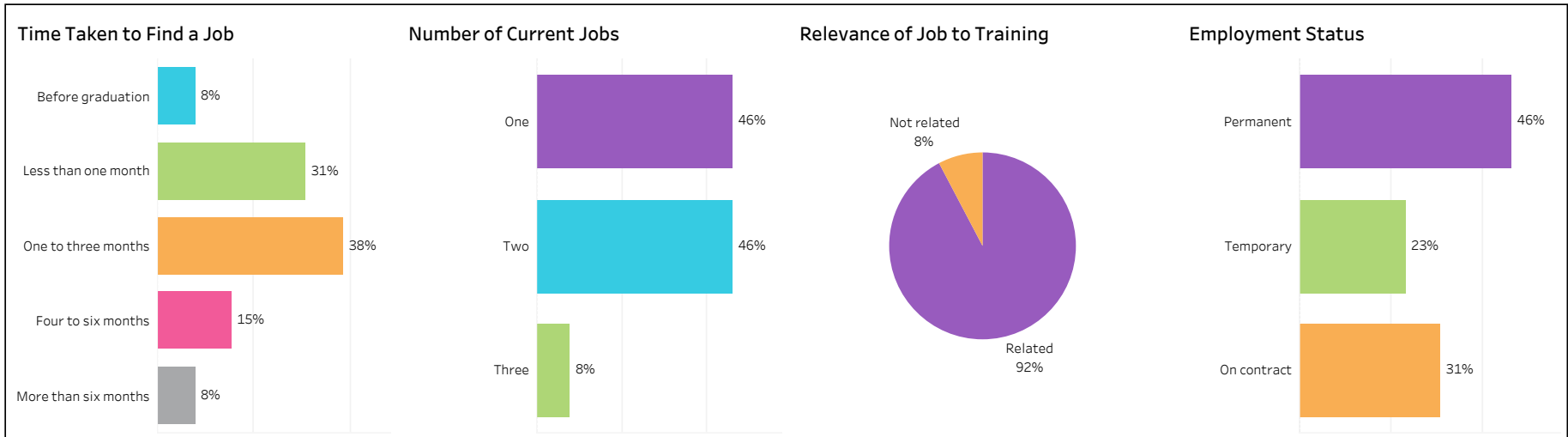
Saskatoon	Moose Jaw	Elsewhere in Sask
85%	8%	8%



2017-18 Graduate Follow-up Survey

Campus: **Saskatoon**; School: **Human Services & Community Safety**; Program: **Educational Assistant**; Credential: **CERT**; Program Type: **Base**

Number of Respondents:
13





2017-18 Graduate Follow-up Survey

Campus: **Saskatoon**; School: **Human Services & Community Safety**; Program: **Educational Assistant**; Credential: **CERT**; Program Type: **Con Ed - Sask Polytech**

Number of Respondents:
3

Class of Graduates
2017-18

School
Human Services & Com..

Campus
Saskatoon

Program
Educational Assistant

Credential
CERT

Base/Con Ed/Brokered
Con Ed - Sask Polytech Delivered

Indigenous
All

Overall Employment

Available Workforce	# of Grads Employed	Employment Rate	# of Full-time Employed	Full-time Employment Rate
2	2	100%	1	50%

Training Related Employment

Available Workforce	# of Grads Employed	Employment Rate	# of Full-time Employed Grads	Full-time Employment Rate
2	2	100%	1	50%

Location of Employment

Saskatoon	Regina	Moose Jaw	Prince Albert	Elsewhere in Sask	Outside Sask
0%	0%	0%	50%	50%	0%

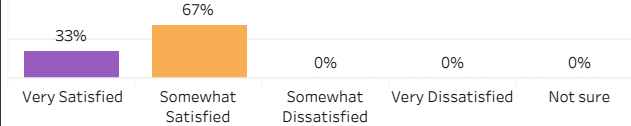
Average Annual Salary

Overall (\$)	29,742
Full-time Training Related (\$)	30,000

Salary by Location

	Overall (\$)	Full-time Training Related (\$)
Prince Albert	30,000.0	30,000.0
Elsewhere in SK	29,484.0	

Overall Satisfaction with Program



Satisfaction with Sask Polytech

Satisfied with the decision to attend Sask Polytech	Recommend program to others	Recommend Sask Polytech to others
100%	100%	100%

Satisfaction with Campus Facilities & Services

■ Satisfied
 ■ Dissatisfied
 ■ Not sure

Campus facilities



Campus activities



Instruction delivered



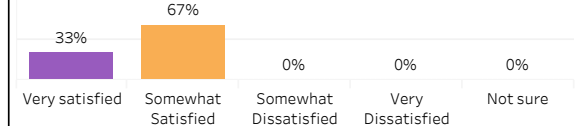
Student support services



Educational experience




Relevance of Program to Field of Employment




Program Benefits


Skills and knowledge relevant in the workplace



Improved earning potential



Improved employment opportunities



Location of Current Residence

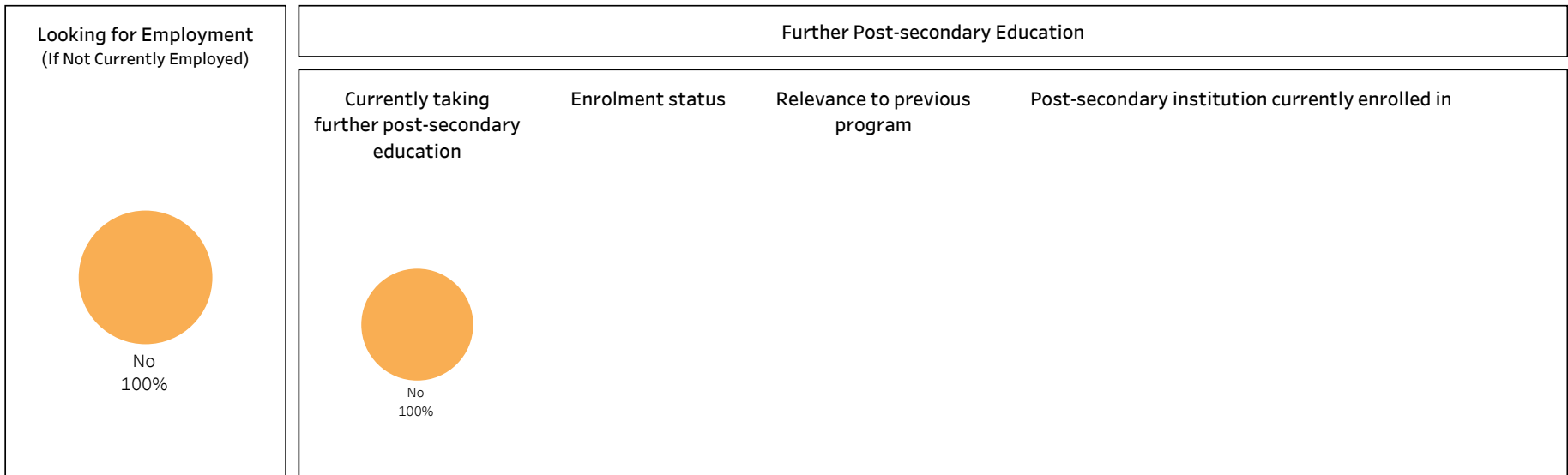
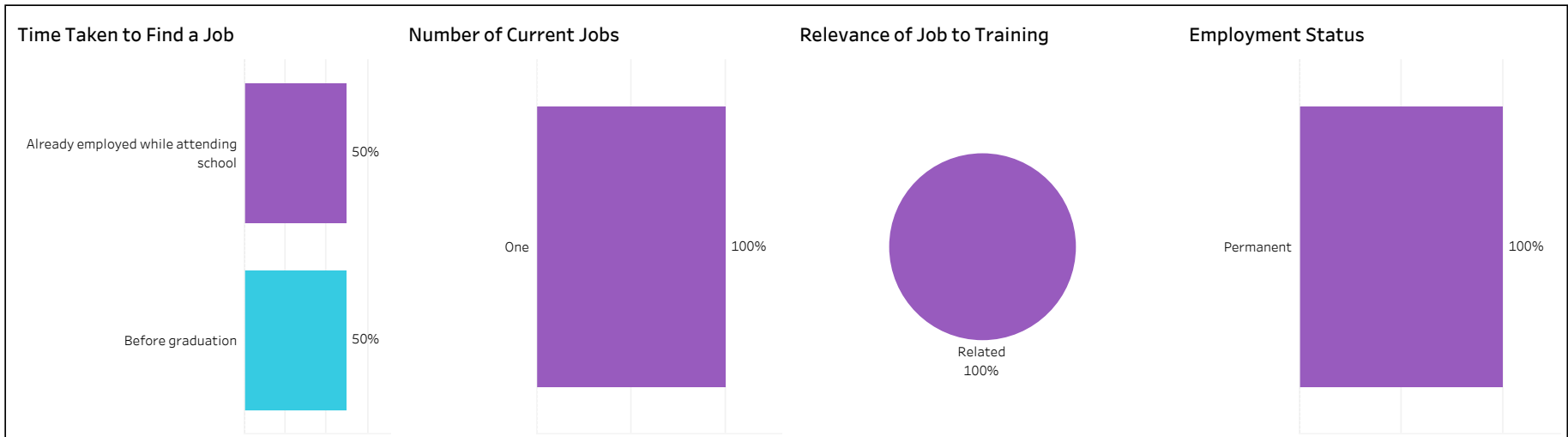
Prince Albert	Elsewhere in Sask
67%	33%



2017-18 Graduate Follow-up Survey

Campus: **Saskatoon**; School: **Human Services & Community Safety**; Program: **Educational Assistant**; Credential: **CERT**; Program Type: **Con Ed - Sask Polytech Delivered**

Number of Respondents:
3





2017-18 Graduate Follow-up Survey

Campus: **Prince Albert**; School: **Human Services & Community Safety**; Program: **Esthetician-Skin Care Tech**; Credential: **CERT**; Program Type: **Con Ed - Sask Polytech**

Number of Respondents:
6

Class of Graduates
2017-18

School
Human Services & Com..

Campus
Prince Albert

Program
Esthetician-Skin Care T..

Credential
CERT

Base/Con Ed/Brokered
Con Ed - Sask Polytech Delivered

Indigenous
All

Overall Employment

Available Workforce	# of Grads Employed	Employment Rate	# of Full-time Employed	Full-time Employment Rate
4	4	100%	3	75%

Training Related Employment

Available Workforce	# of Grads Employed	Employment Rate	# of Full-time Employed Grads	Full-time Employment Rate
4	2	50%	2	50%

Location of Employment

Saskatoon	Regina	Moose Jaw	Prince Albert	Elsewhere in Sask	Outside Sask
0%	0%	0%	75%	25%	0%

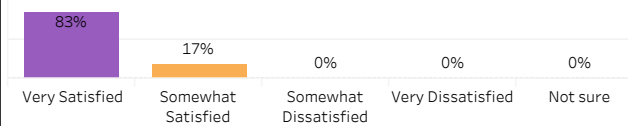
Average Annual Salary

Overall (\$)	22,272
Full-time Training Related (\$)	29,120

Salary by Location

	Overall (\$)	Full-time Training Related (\$)
Prince Albert	18,949	26,000
Elsewhere in SK	32,240	32,240

Overall Satisfaction with Program



Satisfaction with Sask Polytech

Satisfied with the decision to attend Sask Polytech	Recommend program to others	Recommend Sask Polytech to others
100%	100%	100%

Satisfaction with Campus Facilities & Services

■ Satisfied
 ■ Dissatisfied
 ■ Not sure

Campus facilities



Campus activities



Instruction delivered



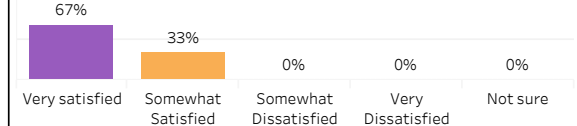
Student support services



Educational experience




Relevance of Program to Field of Employment

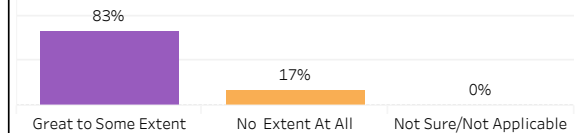


Program Benefits


Skills and knowledge relevant in the workplace



Improved earning potential



Improved employment opportunities



Location of Current Residence

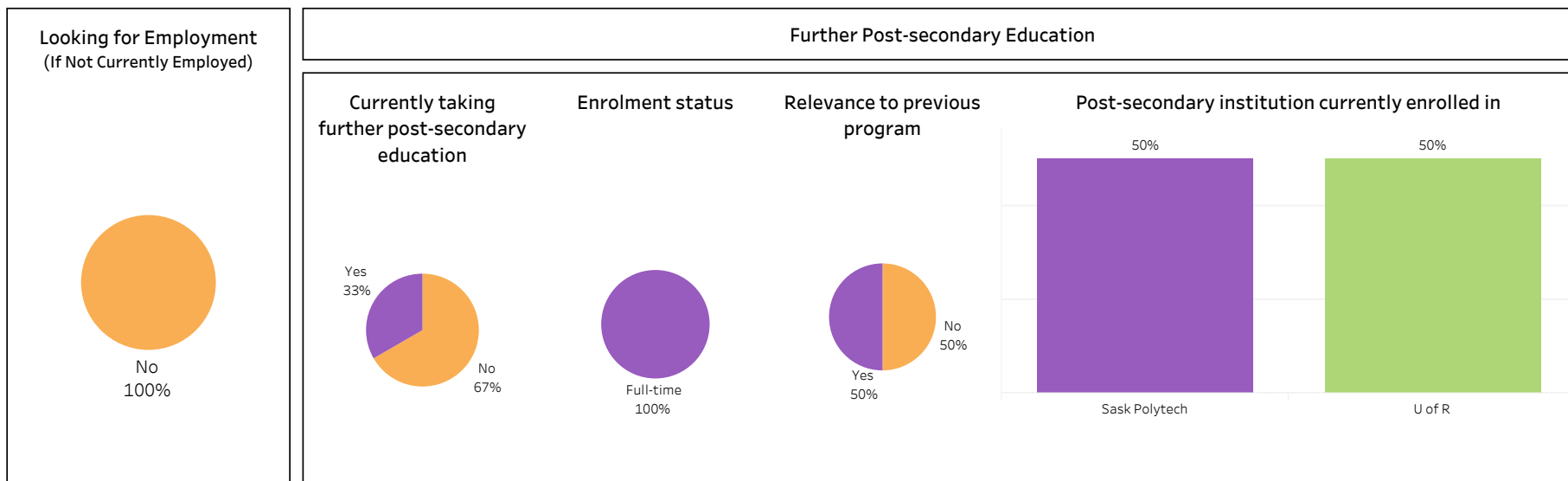
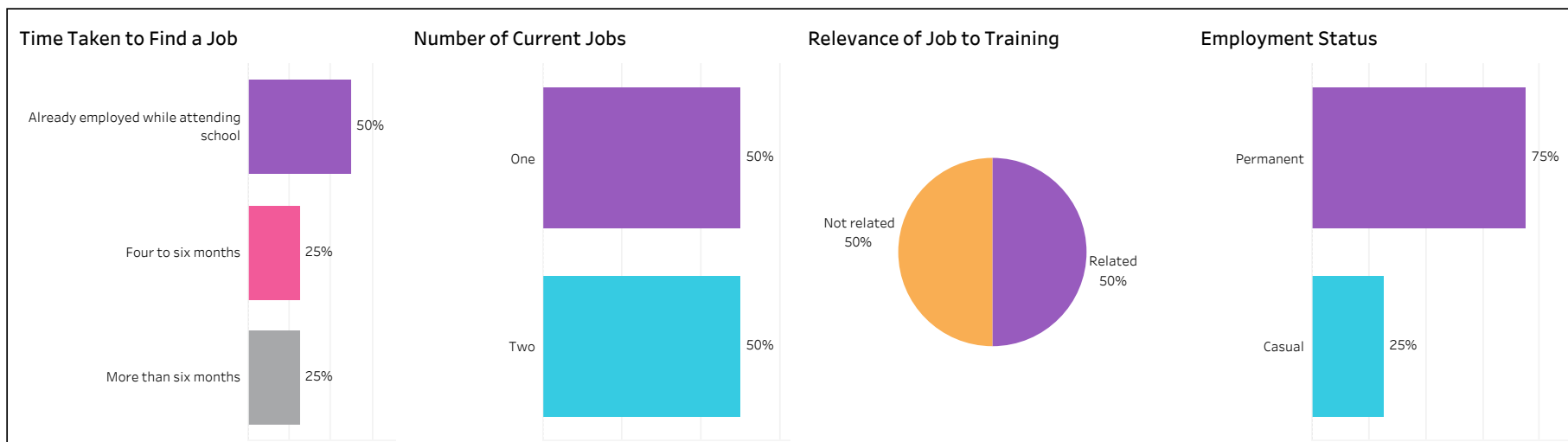
Prince Albert	Elsewhere in Sask
83%	17%



2017-18 Graduate Follow-up Survey

Campus: **Prince Albert**; School: **Human Services & Community Safety**; Program: **Esthetician-Skin Care Tech**; Credential: **CERT**; Program Type: **Con Ed - Sask Polytech Delivered**

Number of Respondents:
6





2017-18 Graduate Follow-up Survey

Campus: **Saskatoon**; School: **Human Services & Community Safety**; Program: **Funeral Service**; Credential: **CERT**; Program Type: **Con Ed - Sask Polytech Delivered**

Number of Respondents:
4

Class of Graduates
2017-18

School
Human Services & Com..

Campus
Saskatoon

Program
Funeral Service

Credential
CERT

Base/Con Ed/Brokered
Con Ed - Sask Polytech Delivered

Indigenous
All

Overall Employment

Available Workforce	# of Grads Employed	Employment Rate	# of Full-time Employed	Full-time Employment Rate
4	4	100%	4	100%

Training Related Employment

Available Workforce	# of Grads Employed	Employment Rate	# of Full-time Employed Grads	Full-time Employment Rate
4	3	75%	3	75%

Location of Employment

Saskatoon	Regina	Moose Jaw	Prince Albert	Elsewhere in Sask	Outside Sask
25%	50%	0%	0%	0%	25%

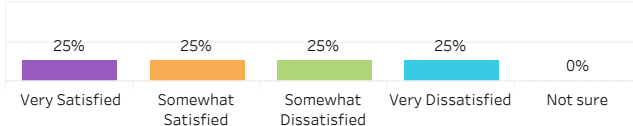
Average Annual Salary

Overall (\$)	59,800
Full-time Training Related (\$)	44,200

Salary by Location

	Overall (\$)	Full-time Training Related (\$)
Saskatoon	41,600	41,600
Regina	68,900	46,800
Alberta		

Overall Satisfaction with Program



Satisfaction with Sask Polytech

Satisfied with the decision to attend Sask Polytech	Recommend program to others	Recommend Sask Polytech to others
100%	25%	75%

Satisfaction with Campus Facilities & Services

■ Satisfied
 ■ Dissatisfied
 ■ Not sure

Campus facilities



Campus activities



Instruction delivered



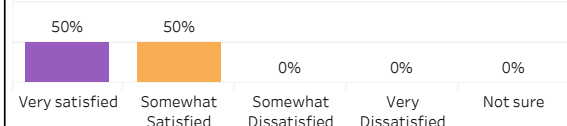
Student support services



Educational experience

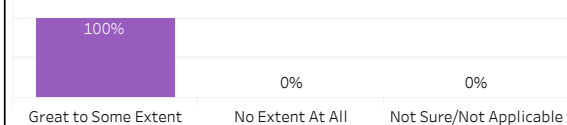


Relevance of Program to Field of Employment

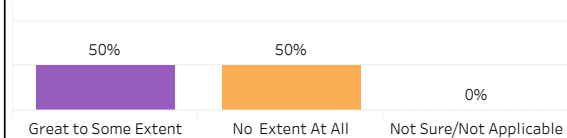


Program Benefits

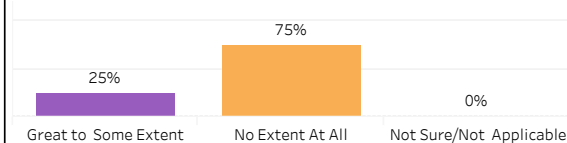
Skills and knowledge relevant in the workplace



Improved earning potential



Improved employment opportunities



Location of Current Residence

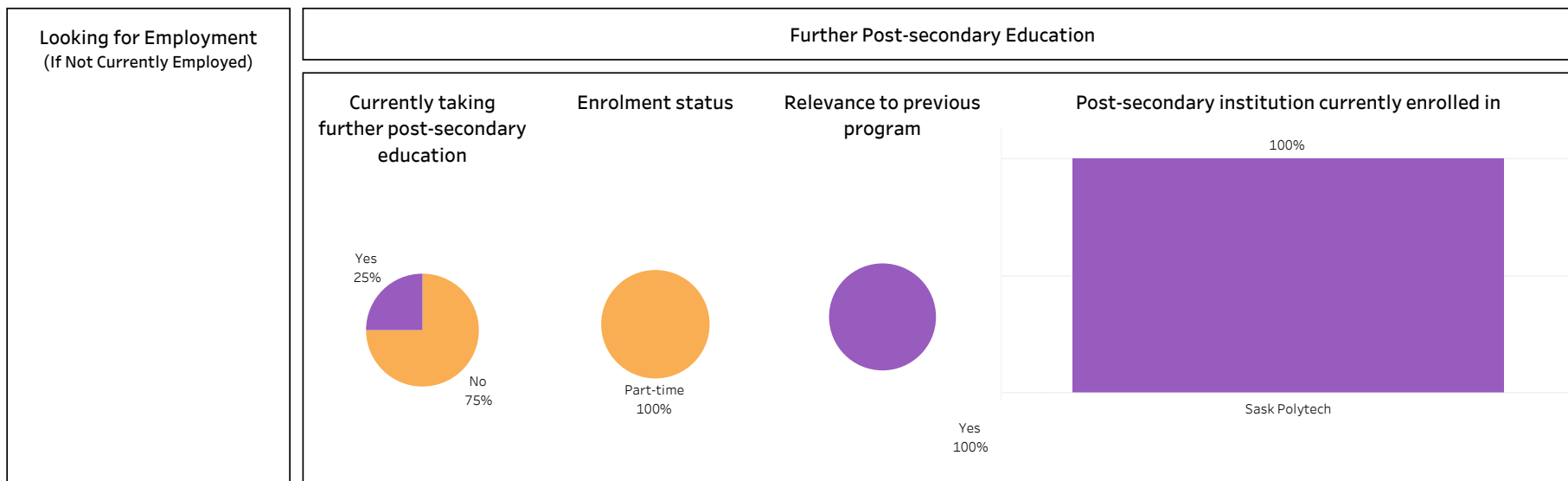
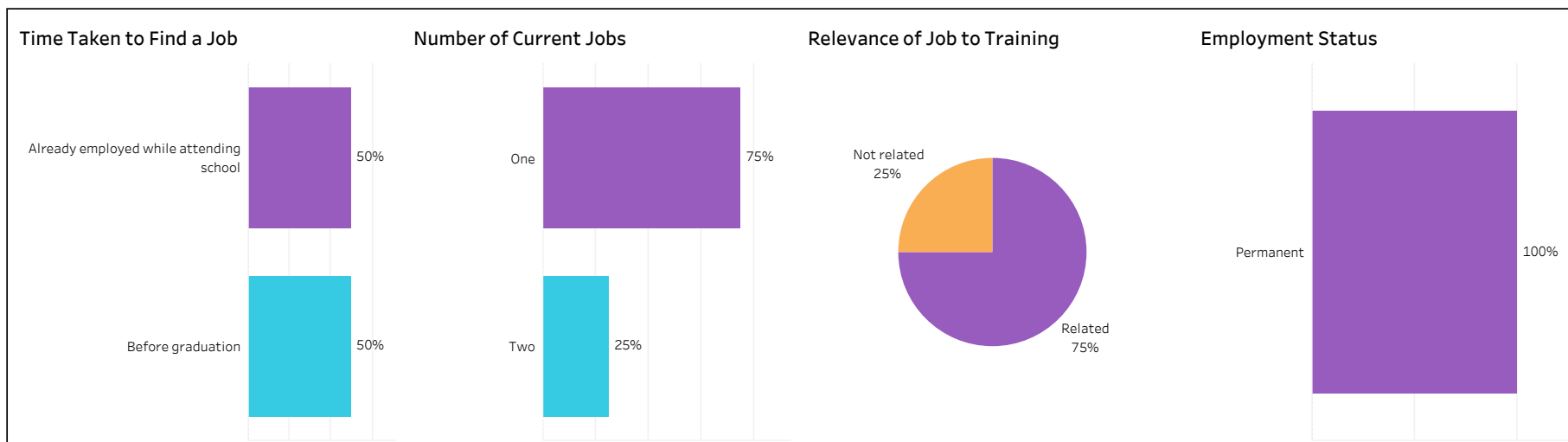
Saskatoon	Regina	Elsewhere in Sask
25%	50%	25%



2017-18 Graduate Follow-up Survey

Campus: **Saskatoon**; School: **Human Services & Community Safety**; Program: **Funeral Service**; Credential: **CERT**; Program Type: **Con Ed - Sask Polytech Delivered**

Number of Respondents:
4





2017-18 Graduate Follow-up Survey

Campus: **Prince Albert**; School: **Human Services & Community Safety**; Program: **Hairstylist**; Credential: **CERT**; Program Type: **Base**

Number of Respondents:
8

Class of Graduates
2017-18

School
Human Services & Com..

Campus
Prince Albert

Program
Hairstylist

Credential
CERT

Base/Con Ed/Brokered
Base

Indigenous
All

Overall Employment

Available Workforce	# of Grads Employed	Employment Rate	# of Full-time Employed	Full-time Employment Rate
6	6	100%	2	33%

Training Related Employment

Available Workforce	# of Grads Employed	Employment Rate	# of Full-time Employed Grads	Full-time Employment Rate
6	3	50%	1	17%

Location of Employment

Saskatoon	Regina	Moose Jaw	Prince Albert	Elsewhere in Sask	Outside Sask
0%	0%	0%	100%	0%	0%

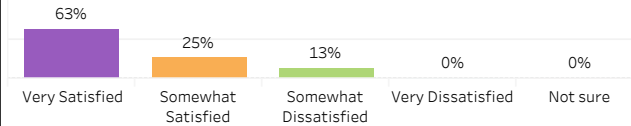
Average Annual Salary

Overall (\$)	31,400
Full-time Training Related (\$)	26,400

Salary by Location

	Overall (\$)	Full-time Training Related (\$)
Prince Albert	31,400	26,400

Overall Satisfaction with Program



Satisfaction with Sask Polytech

Satisfied with the decision to attend Sask Polytech	Recommend program to others	Recommend Sask Polytech to others
100%	88%	100%

Satisfaction with Campus Facilities & Services

■ Satisfied
 ■ Dissatisfied
 ■ Not sure

Campus facilities



Campus activities



Instruction delivered



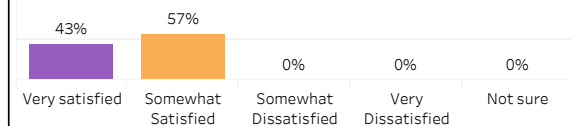
Student support services



Educational experience




Relevance of Program to Field of Employment

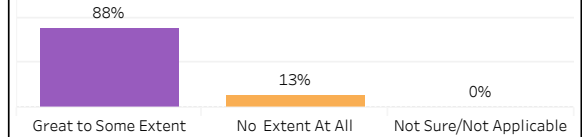


Program Benefits

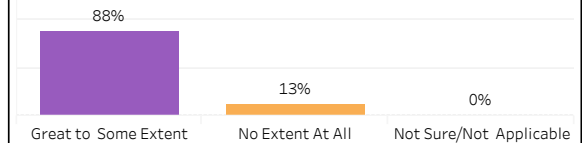
Skills and knowledge relevant in the workplace



Improved earning potential



Improved employment opportunities



Location of Current Residence

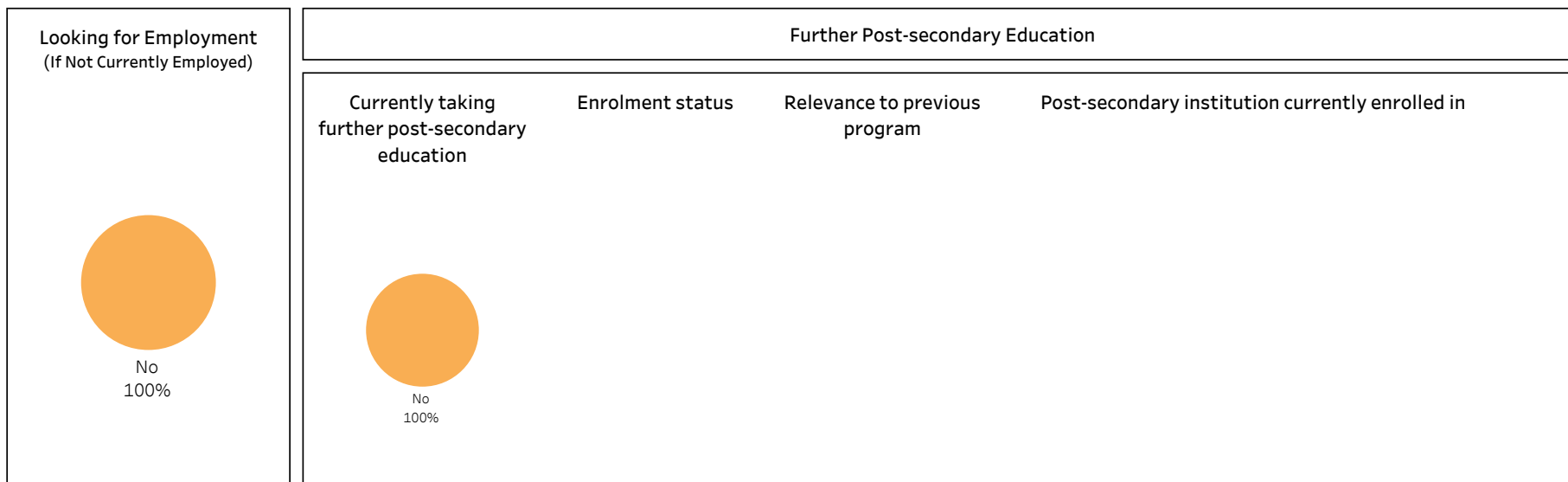
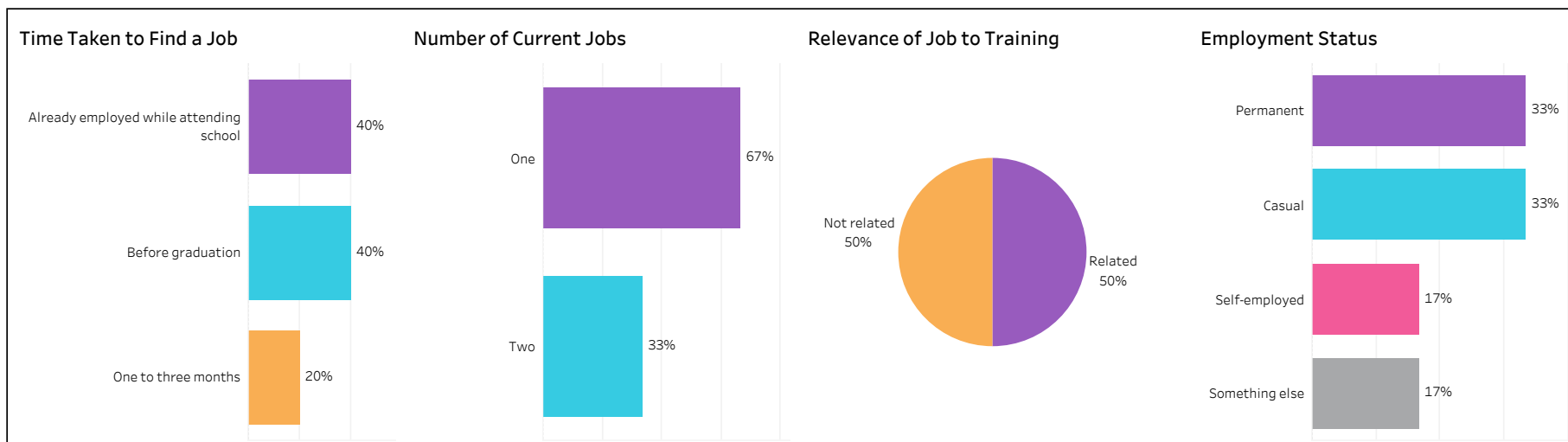
Prince Albert	Elsewhere in Sask
75%	25%



2017-18 Graduate Follow-up Survey

Campus: **Prince Albert**; School: **Human Services & Community Safety**; Program: **Hairstylist**; Credential: **CERT**; Program Type: **Base**

Number of Respondents:
8





2017-18 Graduate Follow-up Survey

Campus: **Prince Albert**; School: **Human Services & Community Safety**; Program: **Hairstylist**; Credential: **CERT**; Program Type: **Con Ed - Brokered**

Number of Respondents:
12

Class of Graduates
2017-18

School
Human Services & Com..

Campus
Prince Albert

Program
Hairstylist

Credential
CERT

Base/Con Ed/Brokered
Con Ed - Brokered

Indigenous
All

Overall Employment

Available Workforce	# of Grads Employed	Employment Rate	# of Full-time Employed	Full-time Employment Rate
12	11	92%	6	50%

Training Related Employment

Available Workforce	# of Grads Employed	Employment Rate	# of Full-time Employed Grads	Full-time Employment Rate
12	9	75%	6	50%

Location of Employment

Saskatoon	Regina	Moose Jaw	Prince Albert	Elsewhere in Sask	Outside Sask
0%	0%	0%	0%	90%	10%

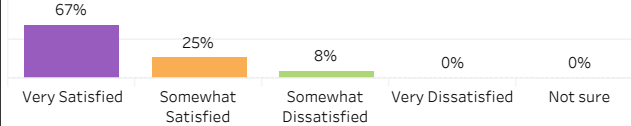
Average Annual Salary

Overall (\$)	25,639
Full-time Training Related (\$)	26,912

Salary by Location

	Overall (\$)	Full-time Training Related (\$)
Elsewhere in SK	24,365	25,638
Alberta	33,280	33,280

Overall Satisfaction with Program



Satisfaction with Sask Polytech

Satisfied with the decision to attend Sask Polytech	Recommend program to others	Recommend Sask Polytech to others
100%	92%	100%

Satisfaction with Campus Facilities & Services

■ Satisfied
 ■ Dissatisfied
 ■ Not sure

Campus facilities



Campus activities



Instruction delivered



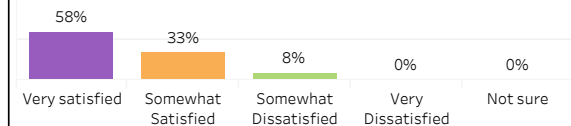
Student support services



Educational experience

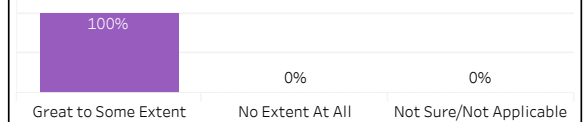


Relevance of Program to Field of Employment

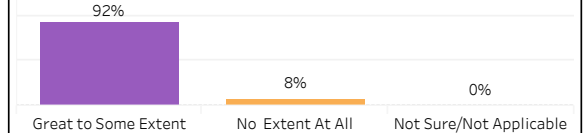


Program Benefits

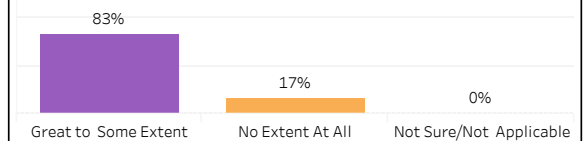
Skills and knowledge relevant in the workplace



Improved earning potential



Improved employment opportunities



Location of Current Residence

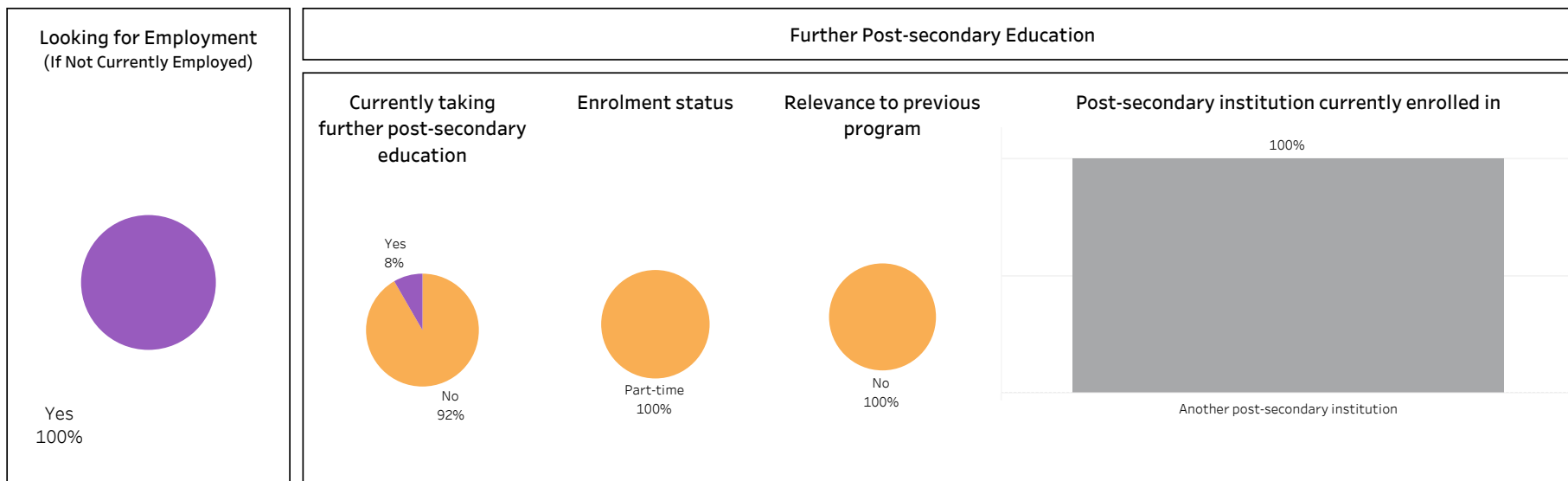
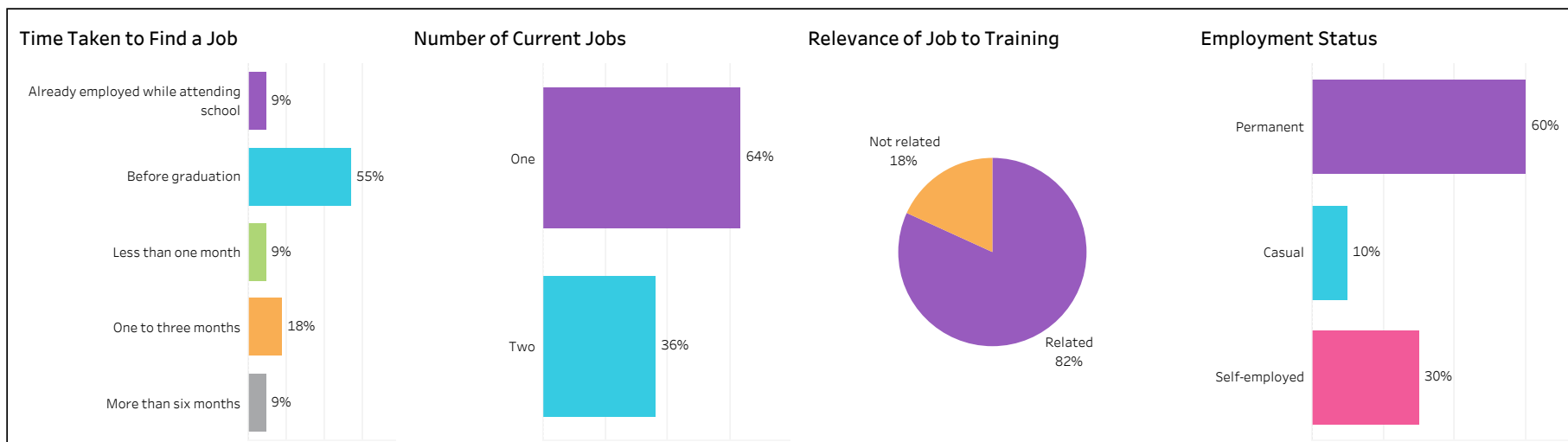




2017-18 Graduate Follow-up Survey

Campus: **Prince Albert**; School: **Human Services & Community Safety**; Program: **Hairstylist**; Credential: **CERT**; Program Type: **Con Ed - Brokered**

Number of Respondents:
12





2017-18 Graduate Follow-up Survey

Campus: **Saskatoon**; School: **Human Services & Community Safety**; Program: **Occupational Health and Safety**; Credential: **APCERT**; Program Type: **Base**

Number of Respondents:
2

Class of Graduates
2017-18

School
Human Services & Com..

Campus
Saskatoon

Program
Occupational Health an..

Credential
APCERT

Base/Con Ed/Brokered
Base

Indigenous
All

Overall Employment

Available Workforce	# of Grads Employed	Employment Rate	# of Full-time Employed	Full-time Employment Rate
2	2	100%	1	50%

Training Related Employment

Available Workforce	# of Grads Employed	Employment Rate	# of Full-time Employed Grads	Full-time Employment Rate
2	1	50%	1	50%

Location of Employment

Saskatoon	Regina	Moose Jaw	Prince Albert	Elsewhere in Sask	Outside Sask
0%	50%	0%	50%	0%	0%

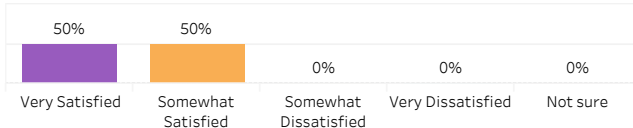
Average Annual Salary

Overall (\$)	85,000
Full-time Training Related (\$)	85,000

Salary by Location

	Overall (\$)	Full-time Training Related (\$)
Regina		
Prince Albert	85,000	85,000

Overall Satisfaction with Program



Satisfaction with Sask Polytech

Satisfied with the decision to attend Sask Polytech	Recommend program to others	Recommend Sask Polytech to others
100%	100%	100%

Satisfaction with Campus Facilities & Services

■ Satisfied
 ■ Dissatisfied
 ■ Not sure

Campus facilities



Campus activities



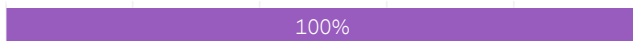
Instruction delivered



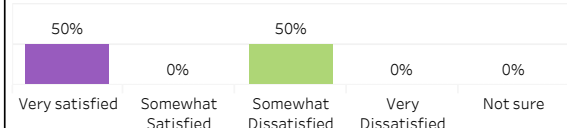
Student support services



Educational experience




Relevance of Program to Field of Employment

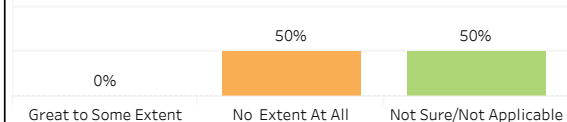


Program Benefits


Skills and knowledge relevant in the workplace



Improved earning potential



Improved employment opportunities



Location of Current Residence

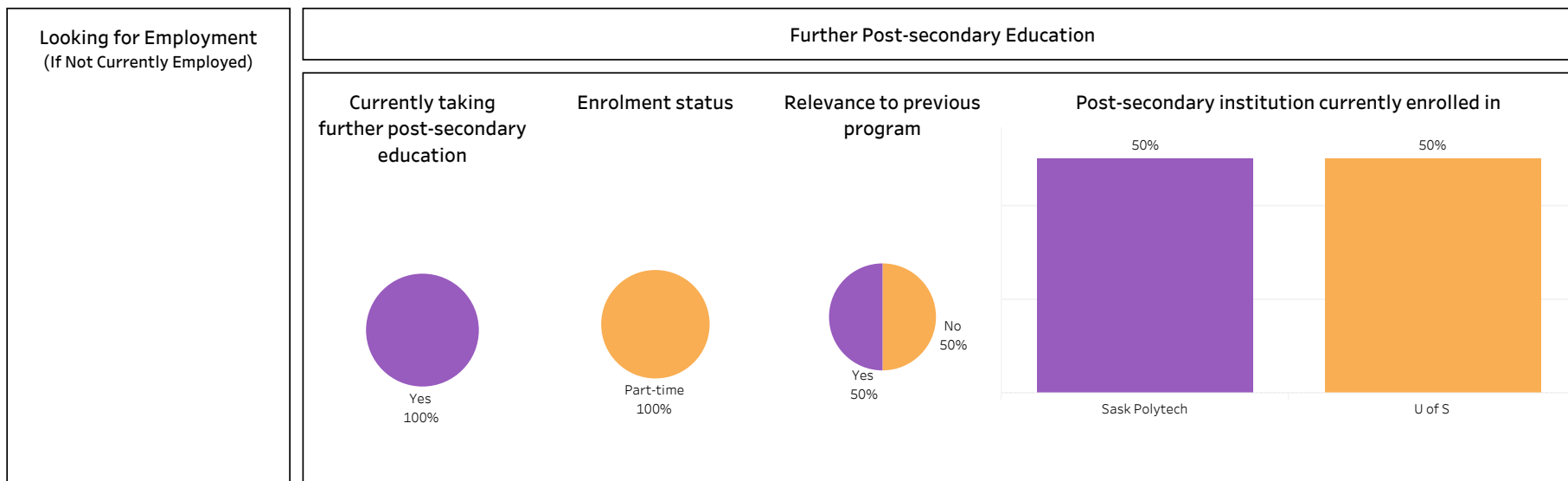
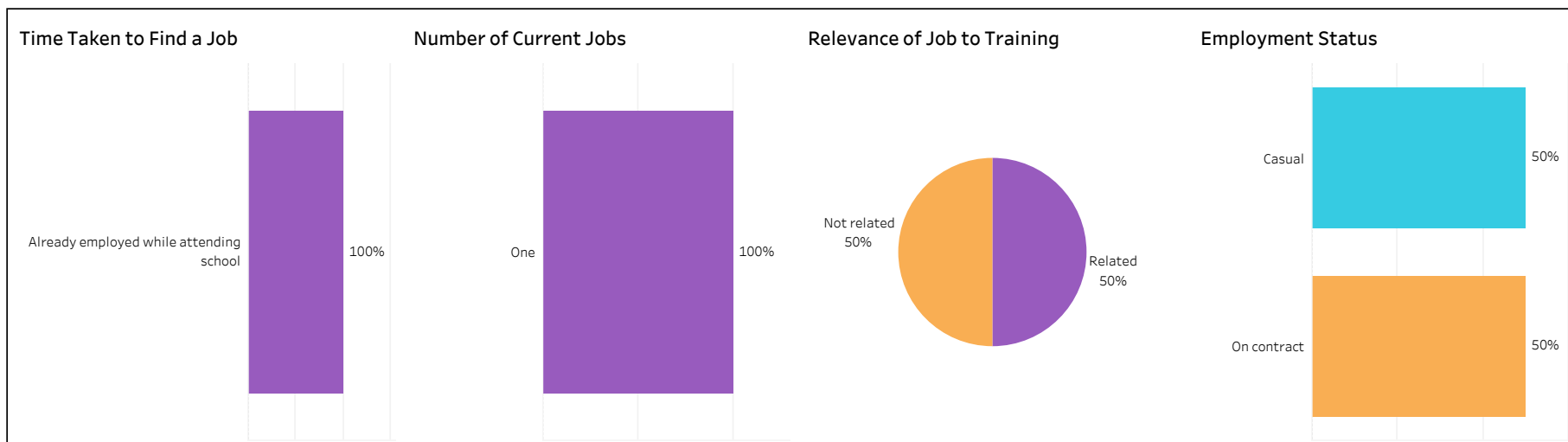
Regina	Prince Albert
50%	50%



2017-18 Graduate Follow-up Survey

Campus: **Saskatoon**; School: **Human Services & Community Safety**; Program: **Occupational Health and Safety**; Credential: **APCERT**; Program Type: **Base**

Number of Respondents:
2





2017-18 Graduate Follow-up Survey

Campus: **Saskatoon**; School: **Human Services & Community Safety**; Program: **Occupational Health and Safety**; Credential: **CERT**; Program Type: **Base**

Number of Respondents:
21

Class of Graduates
2017-18

School
Human Services & Com..

Campus
Saskatoon

Program
Occupational Health an..

Credential
CERT

Base/Con Ed/Brokered
Base

Indigenous
All

Overall Employment

Available Workforce	# of Grads Employed	Employment Rate	# of Full-time Employed	Full-time Employment Rate
19	18	95%	17	89%

Training Related Employment

Available Workforce	# of Grads Employed	Employment Rate	# of Full-time Employed Grads	Full-time Employment Rate
19	8	42%	8	42%

Location of Employment

Saskatoon	Regina	Moose Jaw	Prince Albert	Elsewhere in Sask	Outside Sask
22%	28%	17%	0%	33%	0%

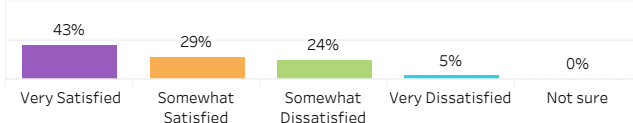
Average Annual Salary

Overall (\$)	79,210
Full-time Training Related (\$)	114,769

Salary by Location

	Overall (\$)	Full-time Training Related (\$)
Saskatoon	134,895	163,193
Regina	55,657	83,000
Moose Jaw	76,333	
Elsewhere in SK	55,231	73,900

Overall Satisfaction with Program



Satisfaction with Sask Polytech

Satisfied with the decision to attend Sask Polytech	Recommend program to others	Recommend Sask Polytech to others
80%	70%	95%

Satisfaction with Campus Facilities & Services

■ Satisfied
 ■ Dissatisfied
 ■ Not sure

Campus facilities



Campus activities



Instruction delivered



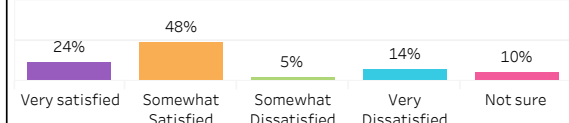
Student support services



Educational experience

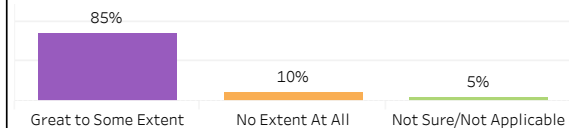


Relevance of Program to Field of Employment

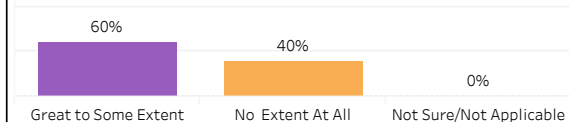


Program Benefits

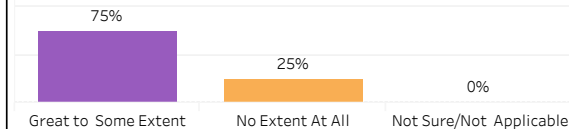
Skills and knowledge relevant in the workplace



Improved earning potential



Improved employment opportunities



Location of Current Residence

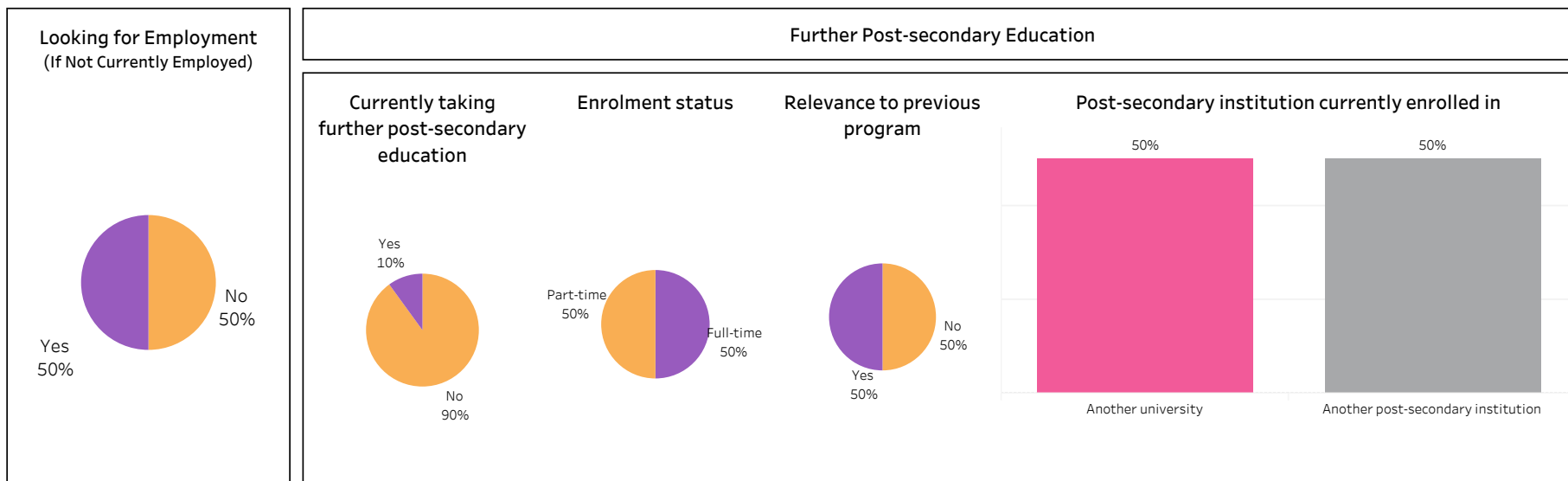
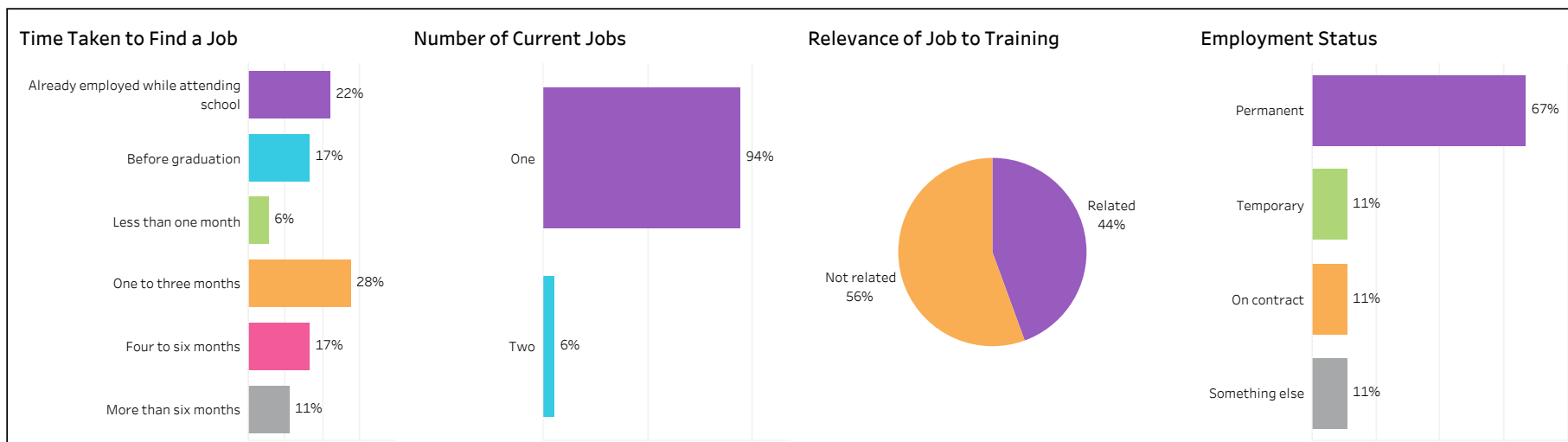
Saskatoon	Regina	Moose Jaw	Elsewhere in Sask	Outside Sask
38%	24%	19%	14%	5%



2017-18 Graduate Follow-up Survey

Campus: **Saskatoon**; School: **Human Services & Community Safety**; Program: **Occupational Health and Safety**; Credential: **CERT**; Program Type: **Base**

Number of Respondents:
21





2017-18 Graduate Follow-up Survey

Campus: **Prince Albert**; School: **Human Services & Community Safety**; Program: **Security Officer**; Credential: **APCERT**; Program Type: **Con Ed - Sask Polytech Delivered**

Number of Respondents:
3

Class of Graduates
2017-18

School
Human Services & Com..

Campus
Prince Albert

Program
Security Officer

Credential
APCERT

Base/Con Ed/Brokered
Con Ed - Sask Polytech Delivered

Indigenous
All

Overall Employment

Available Workforce	# of Grads Employed	Employment Rate	# of Full-time Employed	Full-time Employment Rate
3	2	67%	1	33%

Training Related Employment

Available Workforce	# of Grads Employed	Employment Rate	# of Full-time Employed Grads	Full-time Employment Rate
3	2	67%	1	33%

Location of Employment

Saskatoon	Regina	Moose Jaw	Prince Albert	Elsewhere in Sask	Outside Sask
0%	0%	0%	100%	0%	0%

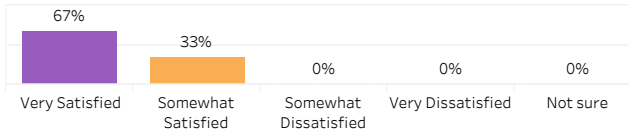
Average Annual Salary

Overall (\$)	24,850
Full-time Training Related (\$)	24,700

Salary by Location

	Overall (\$)	Full-time Training Related (\$)
Prince Albert	24,850.0	24,700.0

Overall Satisfaction with Program



Satisfaction with Sask Polytech

Satisfied with the decision to attend Sask Polytech	Recommend program to others	Recommend Sask Polytech to others
100%	100%	100%

Satisfaction with Campus Facilities & Services

■ Satisfied
 ■ Dissatisfied
 ■ Not sure

Campus facilities



Campus activities



Instruction delivered



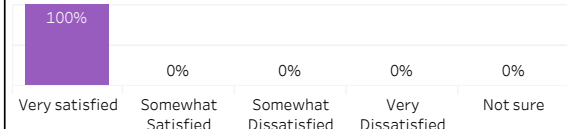
Student support services



Educational experience

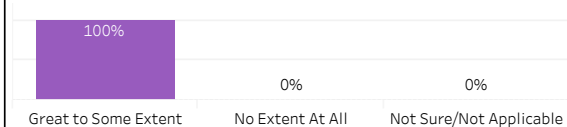


Relevance of Program to Field of Employment




Program Benefits

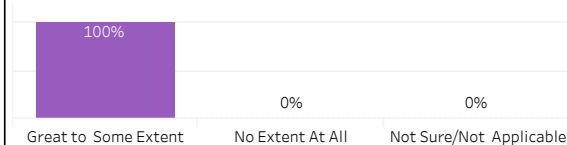
Skills and knowledge relevant in the workplace



Improved earning potential



Improved employment opportunities



Location of Current Residence

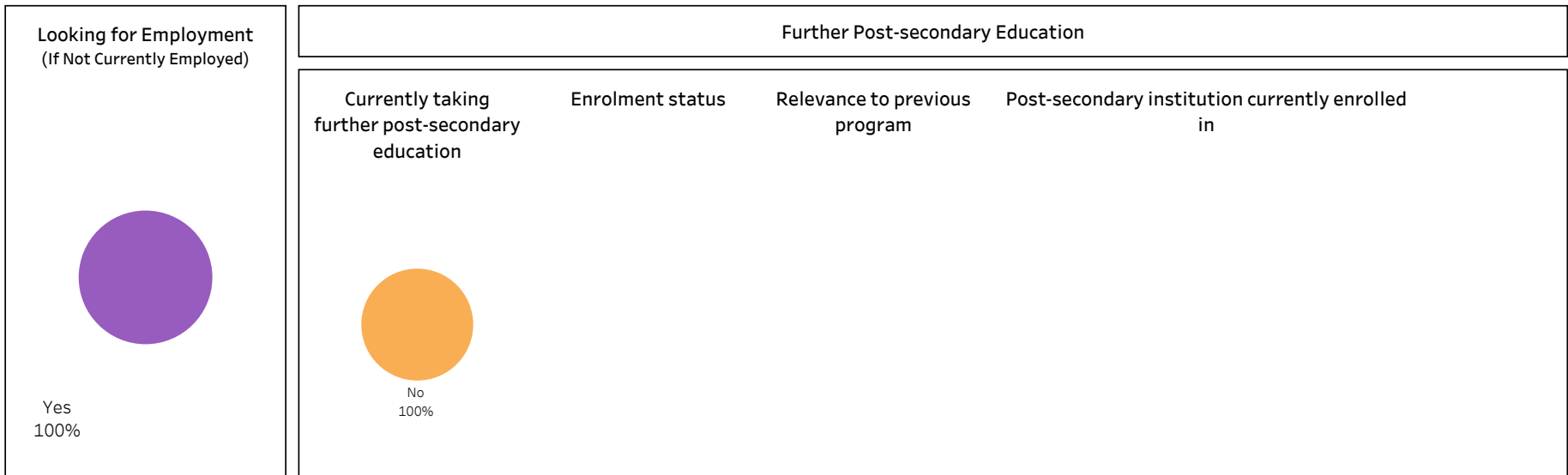
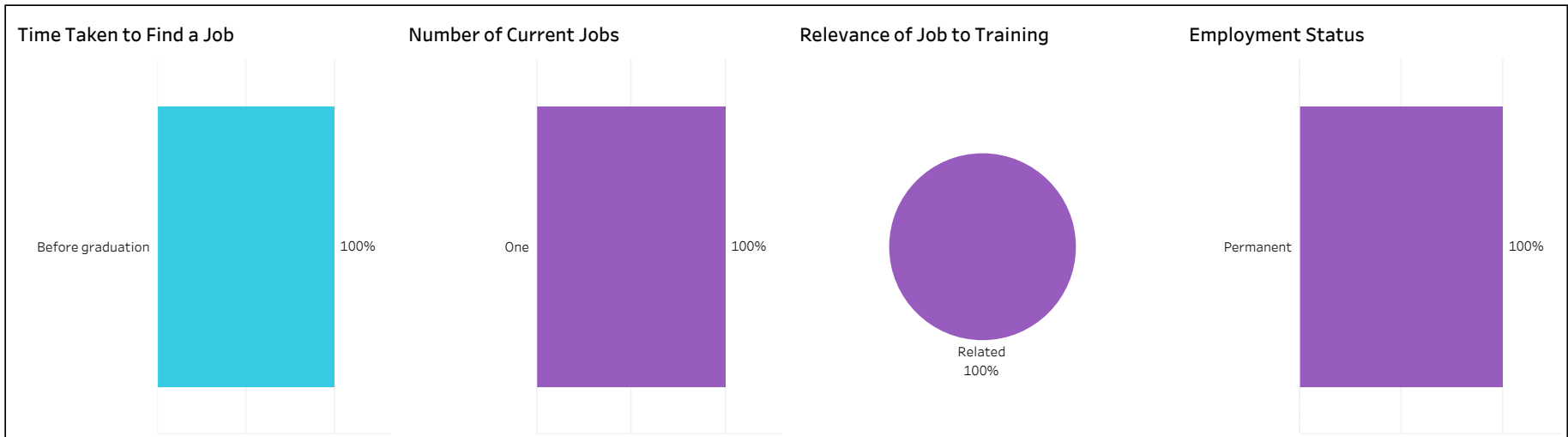
Prince Albert
100%



2017-18 Graduate Follow-up Survey

Campus: **Prince Albert**; School: **Human Services & Community Safety**; Program: **Security Officer**; Credential: **APCERT**; Program Type: **Con Ed - Sask Polytech Delivered**

Number of Respondents:
3





2017-18 Graduate Follow-up Survey

Campus: **Prince Albert**; School: **Human Services & Community Safety**; Program: **Security Officer**; Credential: **APCERT**; Program Type: **Con Ed - Brokered**

Number of Respondents:
2

Class of Graduates
2017-18

School
Human Services & Com..

Campus
Prince Albert

Program
Security Officer

Credential
APCERT

Base/Con Ed/Brokered
Con Ed - Brokered

Indigenous
All

Overall Employment

Available Workforce	# of Grads Employed	Employment Rate	# of Full-time Employed	Full-time Employment Rate
2	2	100%	2	100%

Training Related Employment

Available Workforce	# of Grads Employed	Employment Rate	# of Full-time Employed Grads	Full-time Employment Rate
2	2	100%	2	100%

Location of Employment

Saskatoon	Regina	Moose Jaw	Prince Albert	Elsewhere in Sask	Outside Sask
0%	0%	0%	0%	100%	0%

Average Annual Salary

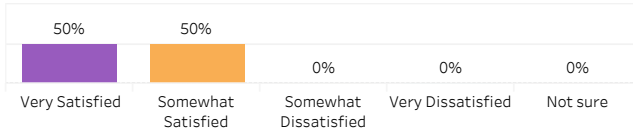
Overall (\$)
Full-time Training Related (\$)

Salary by Location

Overall (\$)
Full-time Training Related (\$)

Elsewhere in SK

Overall Satisfaction with Program



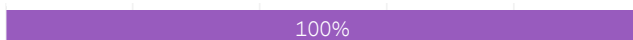
Satisfaction with Sask Polytech

Satisfied with the decision to attend Sask Polytech	Recommend program to others	Recommend Sask Polytech to others
100%	100%	100%

Satisfaction with Campus Facilities & Services

■ Satisfied ■ Dissatisfied ■ Not sure

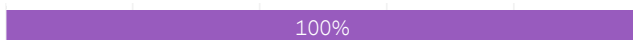
Campus facilities



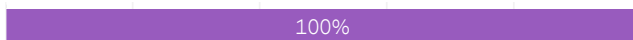
Campus activities



Instruction delivered



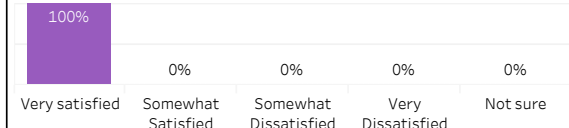
Student support services



Educational experience

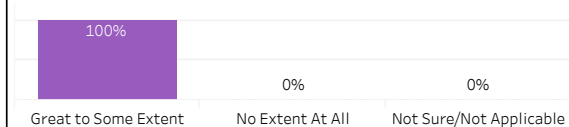


Relevance of Program to Field of Employment




Program Benefits

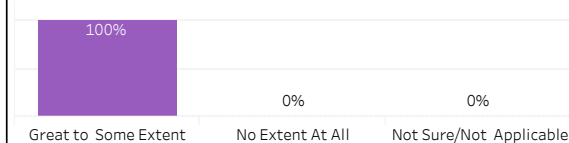
Skills and knowledge relevant in the workplace



Improved earning potential



Improved employment opportunities



Location of Current Residence

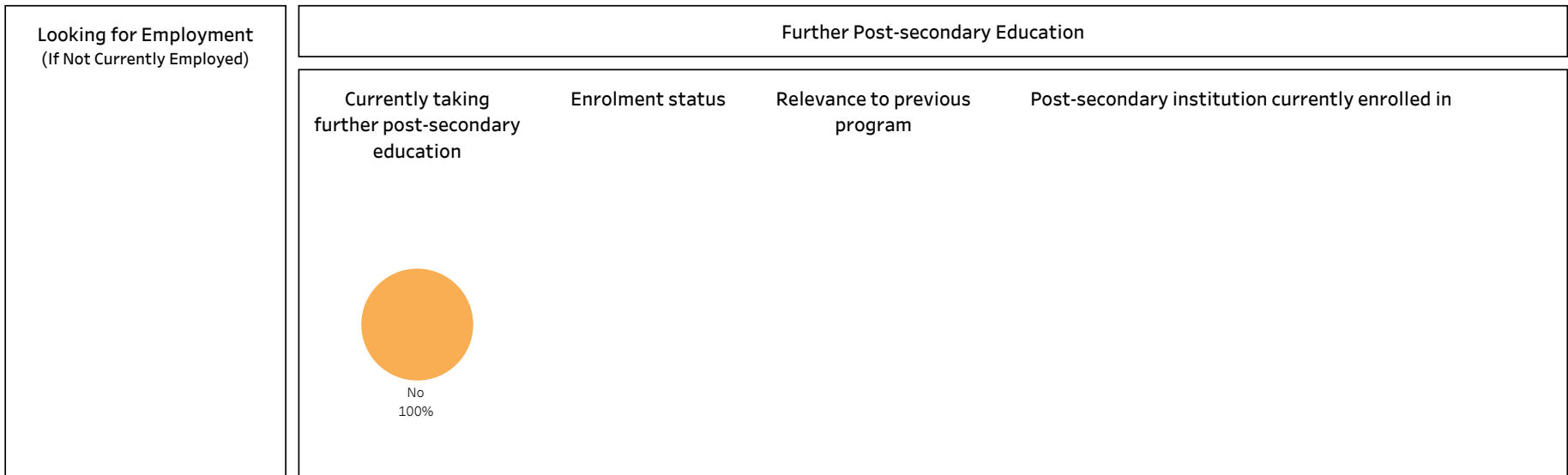
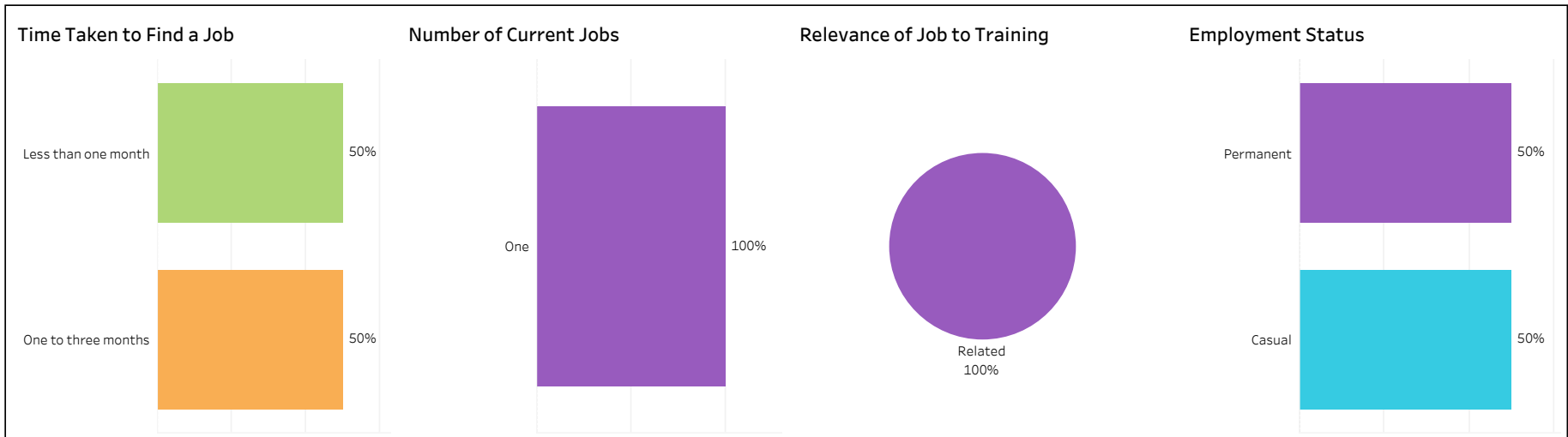
Elsewhere in Sask
100%



2017-18 Graduate Follow-up Survey

Campus: **Prince Albert**; School: **Human Services & Community Safety**; Program: **Security Officer**; Credential: **APCERT**; Program Type: **Con Ed - Brokered**

Number of Respondents:
2





2017-18 Graduate Follow-up Survey

Campus: **Saskatoon**; School: **Human Services & Community Safety**; Program: **Security Officer**; Credential: **APCERT**; Program Type: **Con Ed - Brokered**

Number of Respondents:
5

Class of Graduates
2017-18

School
Human Services & Com..

Campus
Saskatoon

Program
Security Officer

Credential
APCERT

Base/Con Ed/Brokered
Con Ed - Brokered

Indigenous
All

Overall Employment

Available Workforce	# of Grads Employed	Employment Rate	# of Full-time Employed	Full-time Employment Rate
5	3	60%	3	60%

Training Related Employment

Available Workforce	# of Grads Employed	Employment Rate	# of Full-time Employed Grads	Full-time Employment Rate
5	2	40%	2	40%

Location of Employment

Saskatoon	Regina	Moose Jaw	Prince Albert	Elsewhere in Sask	Outside Sask
0%	33%	0%	0%	67%	0%

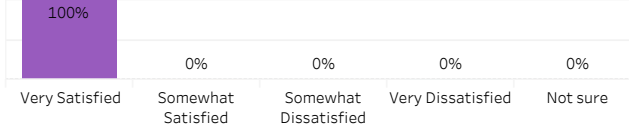
Average Annual Salary

Overall (\$)	33,800
Full-time Training Related (\$)	33,020

Salary by Location

	Overall (\$)	Full-time Training Related (\$)
Regina	34,840	34,840
Elsewhere in SK	33,280	31,200

Overall Satisfaction with Program



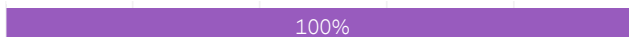
Satisfaction with Sask Polytech

Satisfied with the decision to attend Sask Polytech	Recommend program to others	Recommend Sask Polytech to others
100%	100%	100%

Satisfaction with Campus Facilities & Services

■ Satisfied
 ■ Dissatisfied
 ■ Not sure

Campus facilities



Campus activities



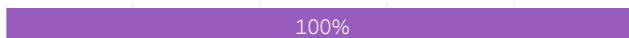
Instruction delivered



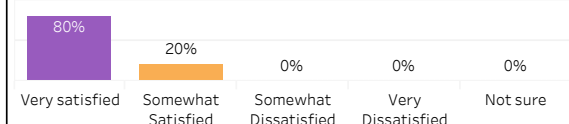
Student support services



Educational experience




Relevance of Program to Field of Employment

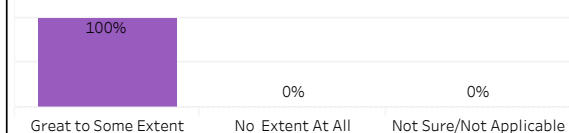


Program Benefits


Skills and knowledge relevant in the workplace



Improved earning potential



Improved employment opportunities



Location of Current Residence

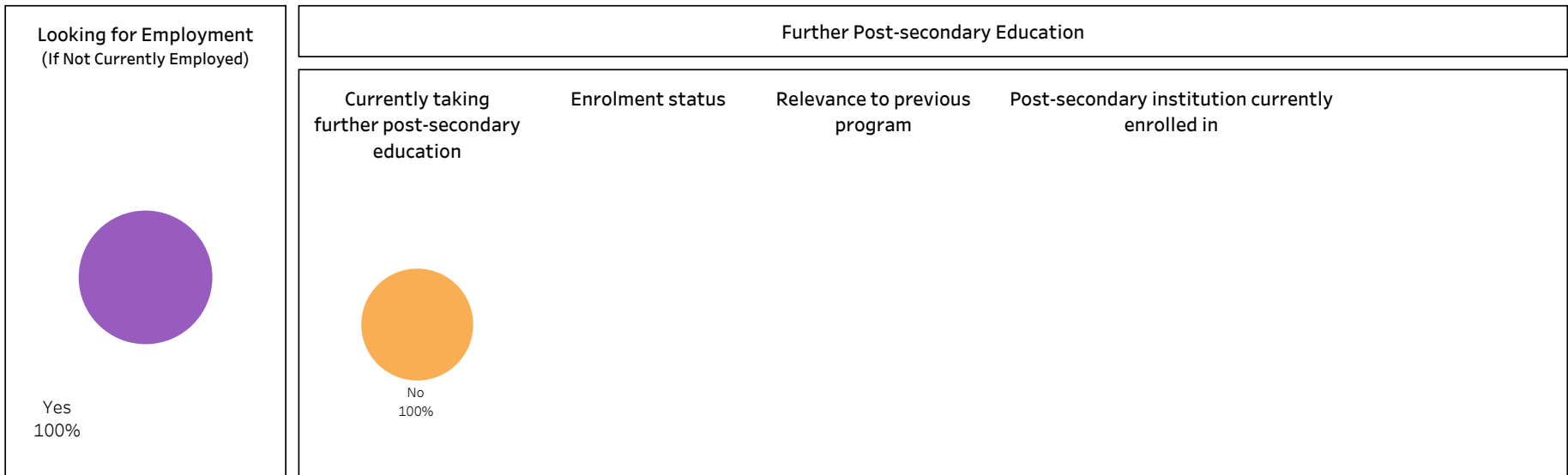
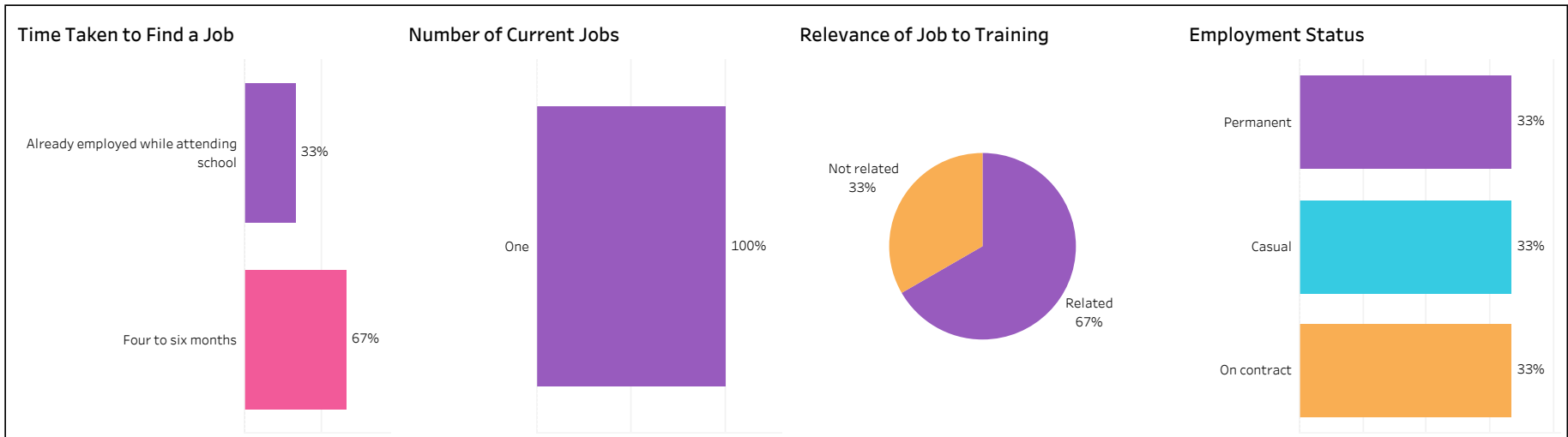
Elsewhere in Sask
100%



2017-18 Graduate Follow-up Survey

Campus: **Saskatoon**; School: **Human Services & Community Safety**; Program: **Security Officer**; Credential: **APCERT**; Program Type: **Con Ed - Brokered**

Number of Respondents:
5





2017-18 Graduate Follow-up Survey

Campus: **Regina**; School: **Human Services & Community Safety**; Program: **Youth Care Worker**; Credential: **CERT**; Program Type: **Con Ed - Sask Polytech Delivered**

Number of Respondents:
9

Class of Graduates
2017-18

School
Human Services & Com..

Campus
Regina

Program
Youth Care Worker

Credential
CERT

Base/Con Ed/Brokered
Con Ed - Sask Polytech Delivered

Indigenous
All

Overall Employment

Available Workforce	# of Grads Employed	Employment Rate	# of Full-time Employed	Full-time Employment Rate
8	8	100%	7	88%

Training Related Employment

Available Workforce	# of Grads Employed	Employment Rate	# of Full-time Employed Grads	Full-time Employment Rate
8	5	63%	4	50%

Location of Employment

Saskatoon	Regina	Moose Jaw	Prince Albert	Elsewhere in Sask	Outside Sask
0%	75%	0%	0%	13%	13%

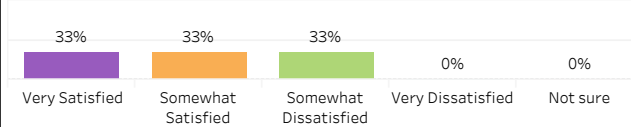
Average Annual Salary

Overall (\$)	31,324
Full-time Training Related (\$)	46,800

Salary by Location

	Overall (\$)	Full-time Training Related (\$)
Regina	32,786	46,800
Elsewhere in SK		
Alberta	26,936	

Overall Satisfaction with Program



Satisfaction with Sask Polytech

Satisfied with the decision to attend Sask Polytech	Recommend program to others	Recommend Sask Polytech to others
89%	67%	67%

Satisfaction with Campus Facilities & Services

■ Satisfied
 ■ Dissatisfied
 ■ Not sure

Campus facilities



Campus activities



Instruction delivered



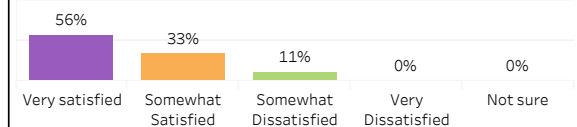
Student support services



Educational experience

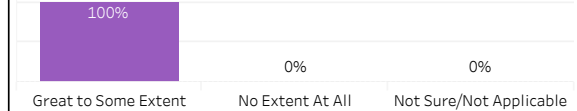


Relevance of Program to Field of Employment

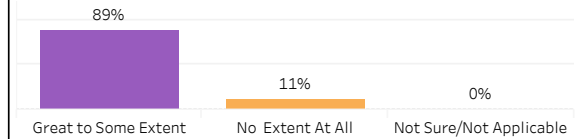


Program Benefits

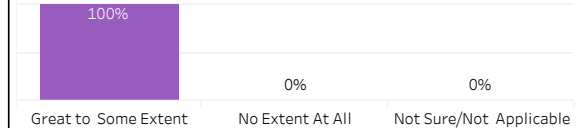
Skills and knowledge relevant in the workplace



Improved earning potential



Improved employment opportunities



Location of Current Residence

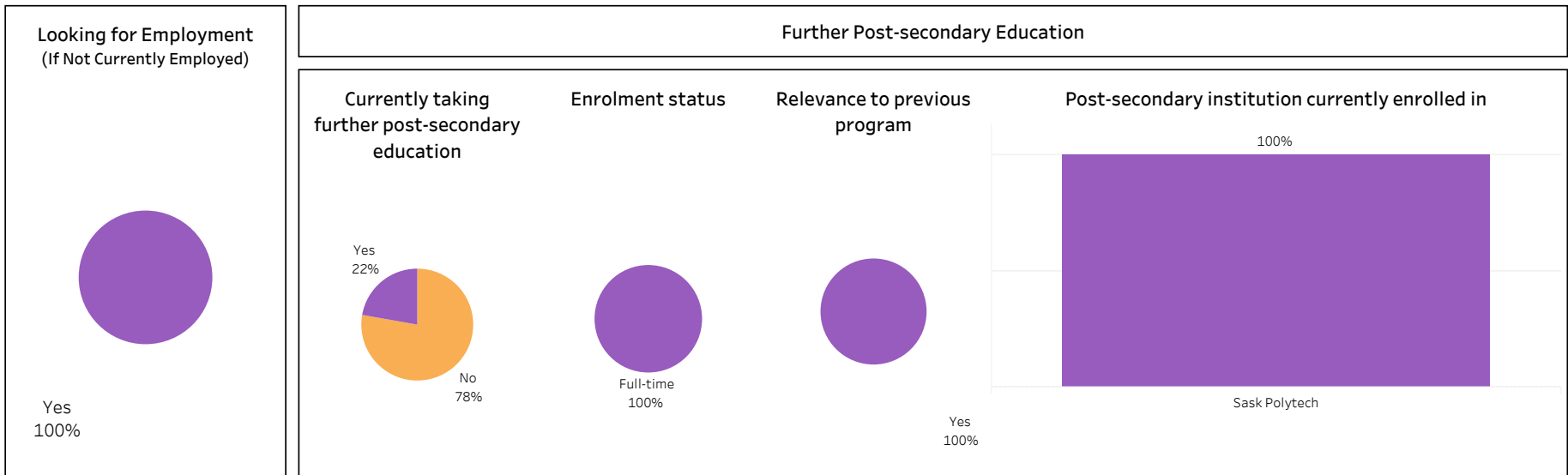
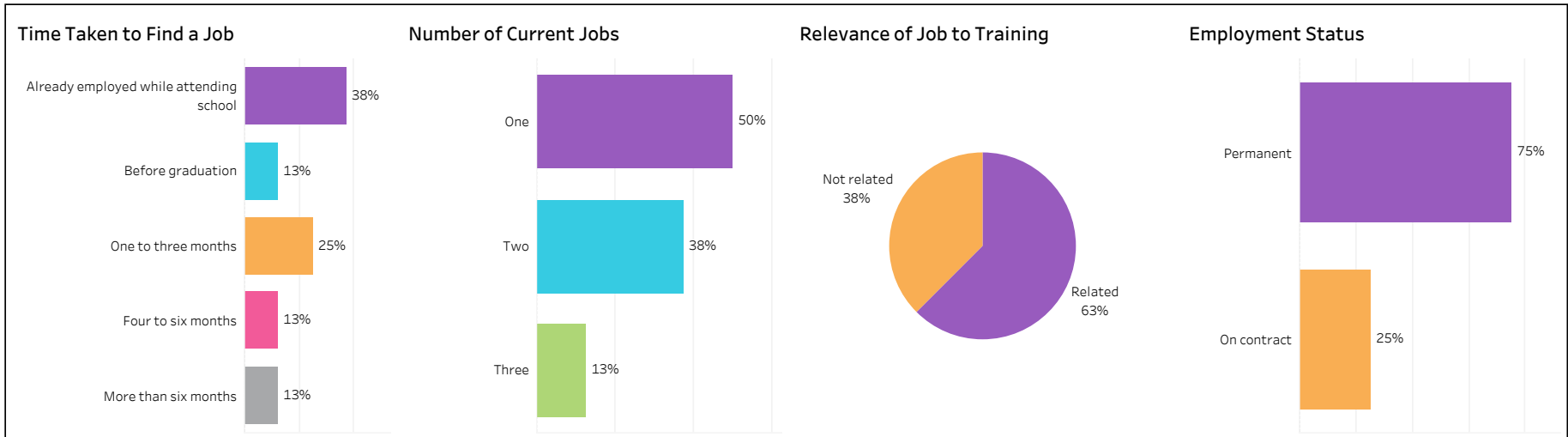
Saskatoon	Regina	Elsewhere in Sask	Outside Sask
11%	67%	11%	11%



2017-18 Graduate Follow-up Survey

Campus: **Regina**; School: **Human Services & Community Safety**; Program: **Youth Care Worker**; Credential: **CERT**; Program Type: **Con Ed - Sask Polytech Delivered**

Number of Respondents:
9





2017-18 Graduate Follow-up Survey

Campus: **Saskatoon**; School: **Human Services & Community Safety**; Program: **Youth Care Worker**; Credential: **CERT**; Program Type: **Base**

Number of Respondents:
8

Class of Graduates
2017-18

School
Human Services & Com..

Campus
Saskatoon

Program
Youth Care Worker

Credential
CERT

Base/Con Ed/Brokered
Base

Indigenous
All

Overall Employment

Available Workforce	# of Grads Employed	Employment Rate	# of Full-time Employed	Full-time Employment Rate
6	6	100%	4	67%

Training Related Employment

Available Workforce	# of Grads Employed	Employment Rate	# of Full-time Employed Grads	Full-time Employment Rate
6	3	50%	2	33%

Location of Employment

Saskatoon	Regina	Moose Jaw	Prince Albert	Elsewhere in Sask	Outside Sask
83%	0%	0%	0%	17%	0%

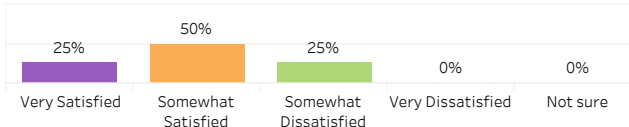
Average Annual Salary

Overall (\$)	20,800
Full-time Training Related (\$)	39,520

Salary by Location

	Overall (\$)	Full-time Training Related (\$)
Saskatoon	20,800	39,520
Elsewhere in SK		

Overall Satisfaction with Program



Satisfaction with Sask Polytech

Satisfied with the decision to attend Sask Polytech	Recommend program to others	Recommend Sask Polytech to others
86%	86%	86%

Satisfaction with Campus Facilities & Services

■ Satisfied
 ■ Dissatisfied
 ■ Not sure

Campus facilities



Campus activities



Instruction delivered



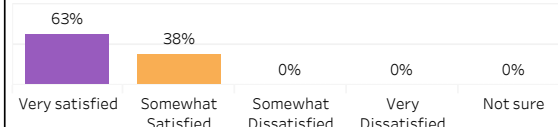
Student support services



Educational experience

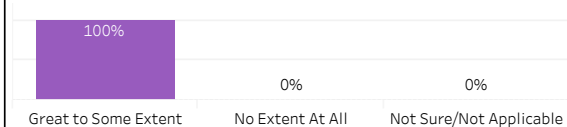


Relevance of Program to Field of Employment




Program Benefits

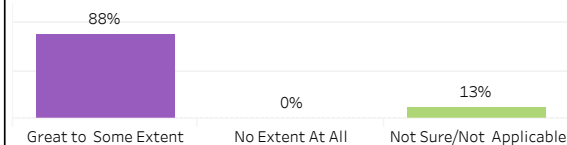
Skills and knowledge relevant in the workplace



Improved earning potential



Improved employment opportunities



Location of Current Residence

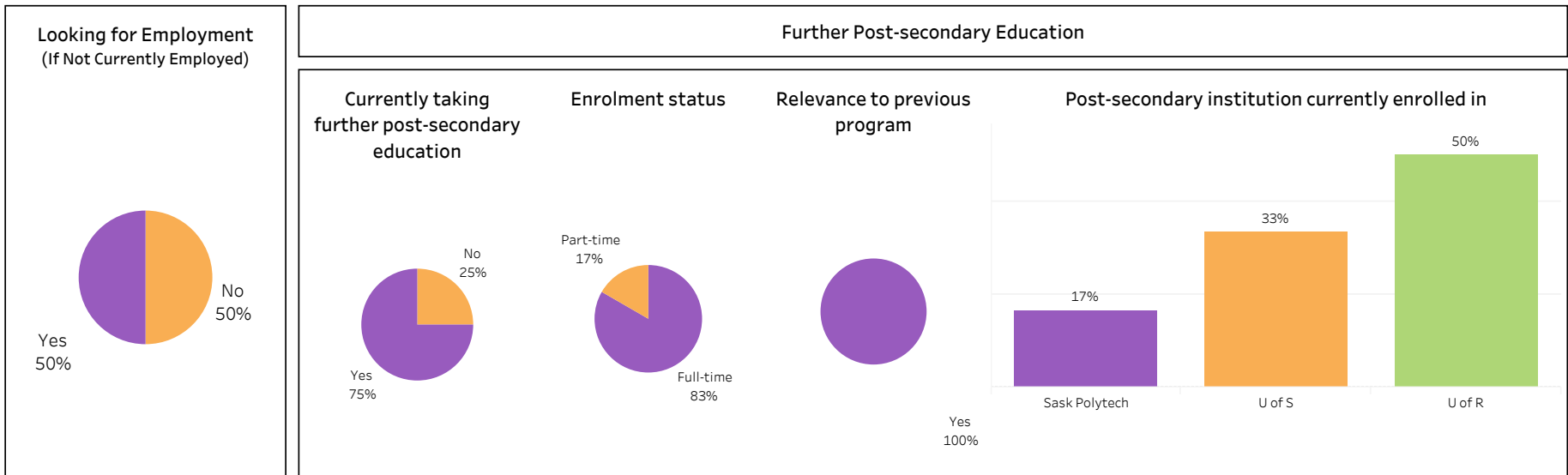
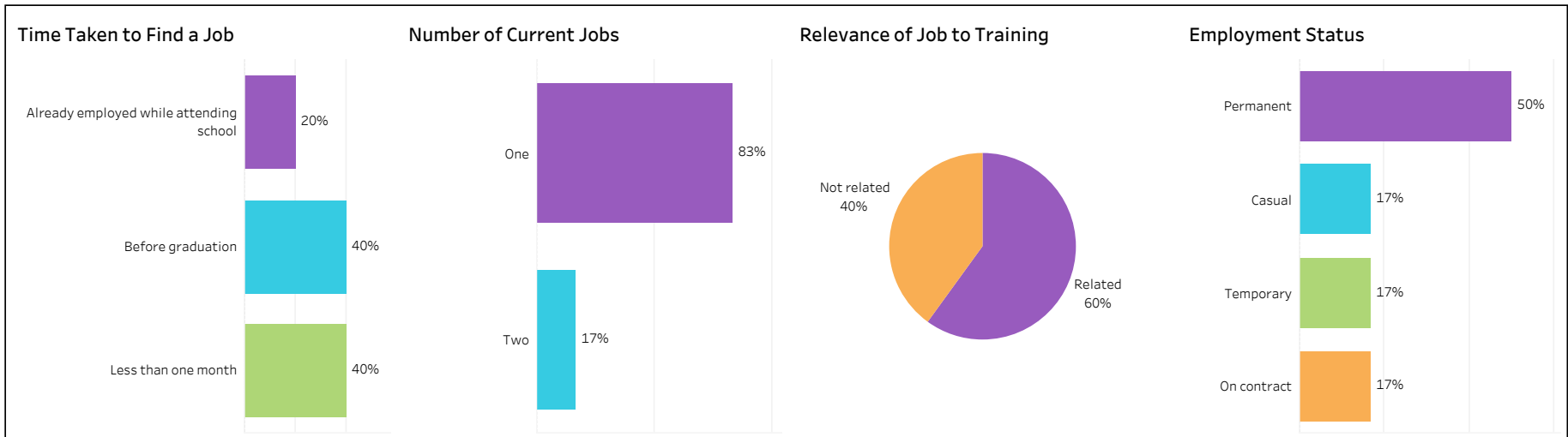
Saskatoon
100%



2017-18 Graduate Follow-up Survey

Campus: **Saskatoon**; School: **Human Services & Community Safety**; Program: **Youth Care Worker**; Credential: **CERT**; Program Type: **Base**

Number of Respondents:
8





2017-18 Graduate Follow-up Survey

Campus: **Saskatoon**; School: **Human Services & Community Safety**; Program: **Youth Care Worker**; Credential: **CERT**; Program Type: **Con Ed - Sask Polytech Delivered**

Number of Respondents:
2

Class of Graduates
2017-18

School
Human Services & Com..

Campus
Saskatoon

Program
Youth Care Worker

Credential
CERT

Base/Con Ed/Brokered
Con Ed - Sask Polytech Delivered

Indigenous
All

Overall Employment

Available Workforce	# of Grads Employed	Employment Rate	# of Full-time Employed	Full-time Employment Rate
2	2	100%	2	100%

Training Related Employment

Available Workforce	# of Grads Employed	Employment Rate	# of Full-time Employed Grads	Full-time Employment Rate
2	0	0%		

Location of Employment

Saskatoon	Regina	Moose Jaw	Prince Albert	Elsewhere in Sask	Outside Sask
0%	0%	0%	0%	100%	0%

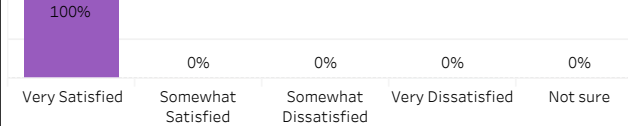
Average Annual Salary

Overall (\$)	22,750
Full-time Training Related (\$)	

Salary by Location

	Overall (\$)	Full-time Training Related (\$)
Elsewhere in SK	22,750	

Overall Satisfaction with Program



Satisfaction with Sask Polytech

Satisfied with the decision to attend Sask Polytech	Recommend program to others	Recommend Sask Polytech to others
100%	100%	100%

Satisfaction with Campus Facilities & Services

■ Satisfied
 ■ Dissatisfied
 ■ Not sure

Campus facilities



Campus activities



Instruction delivered



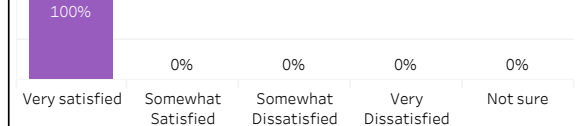
Student support services



Educational experience

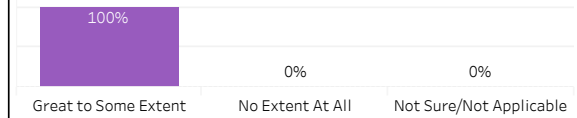


Relevance of Program to Field of Employment

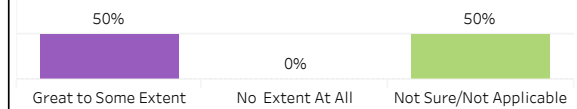


Program Benefits

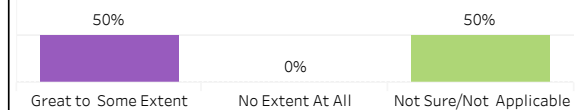
Skills and knowledge relevant in the workplace



Improved earning potential



Improved employment opportunities



Location of Current Residence

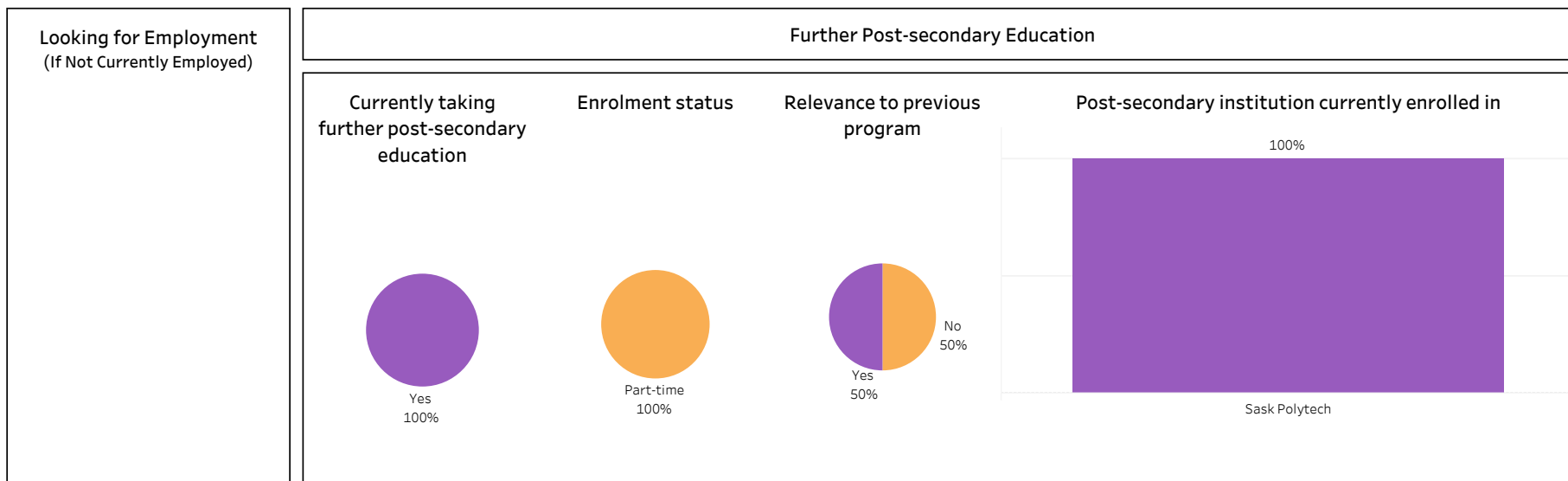
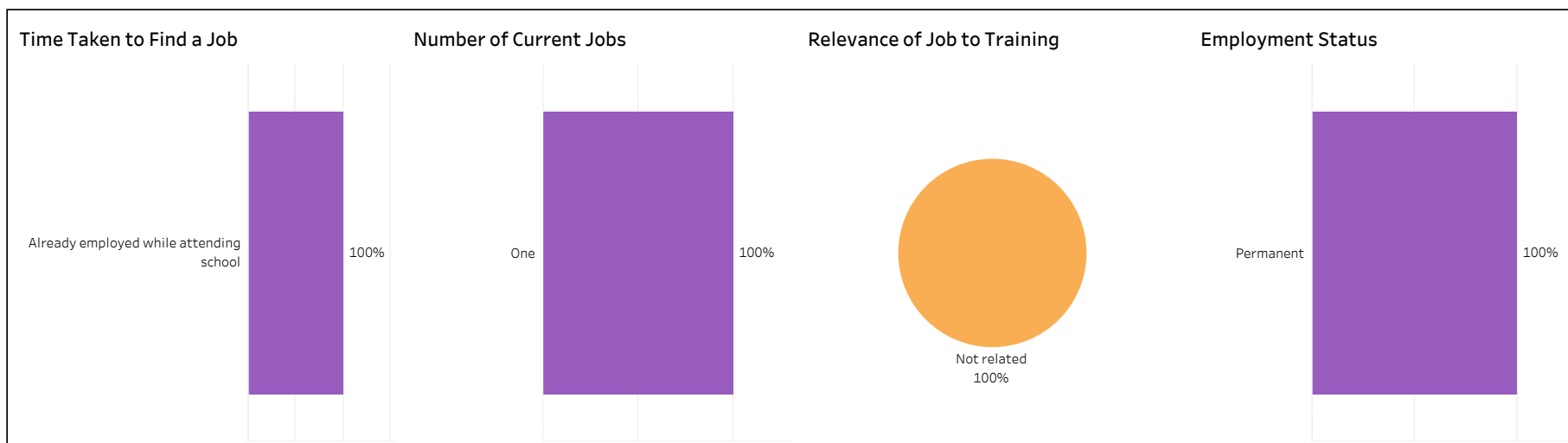
Elsewhere in Sask	Outside Sask
50%	50%



2017-18 Graduate Follow-up Survey

Campus: **Saskatoon**; School: **Human Services & Community Safety**; Program: **Youth Care Worker**; Credential: **CERT**; Program Type: **Con Ed - Sask Polytech Delivered**

Number of Respondents:
2





2017-18 Graduate Follow-up Survey

Campus: **Saskatoon**; School: **Human Services & Community Safety**; Program: **Youth Care Worker**; Credential: **CERT**; Program Type: **Con Ed - Brokered**

Number of Respondents:
13

Class of Graduates
2017-18

School
Human Services & Com..

Campus
Saskatoon

Program
Youth Care Worker

Credential
CERT

Base/Con Ed/Brokered
Con Ed - Brokered

Indigenous
All

Overall Employment

Available Workforce	# of Grads Employed	Employment Rate	# of Full-time Employed	Full-time Employment Rate
10	10	100%	6	60%

Training Related Employment

Available Workforce	# of Grads Employed	Employment Rate	# of Full-time Employed Grads	Full-time Employment Rate
10	9	90%	6	60%

Location of Employment

Saskatoon	Regina	Moose Jaw	Prince Albert	Elsewhere in Sask	Outside Sask
50%	0%	0%	0%	50%	0%

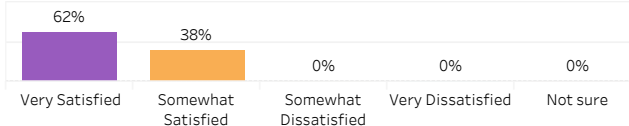
Average Annual Salary

Overall (\$)	30,121
Full-time Training Related (\$)	35,687

Salary by Location

	Overall (\$)	Full-time Training Related (\$)
Saskatoon	30,727	43,680
Elsewhere in SK	29,818	33,022

Overall Satisfaction with Program



Satisfaction with Sask Polytech

Satisfied with the decision to attend Sask Polytech	Recommend program to others	Recommend Sask Polytech to others
85%	92%	92%

Satisfaction with Campus Facilities & Services

■ Satisfied
 ■ Dissatisfied
 ■ Not sure

Campus facilities



Campus activities



Instruction delivered



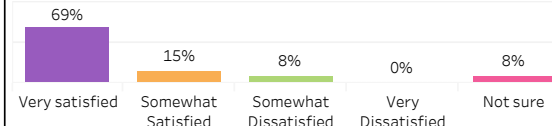
Student support services



Educational experience

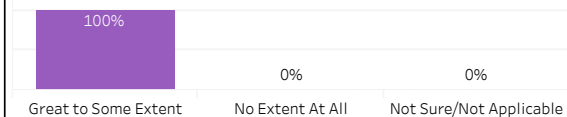


Relevance of Program to Field of Employment




Program Benefits

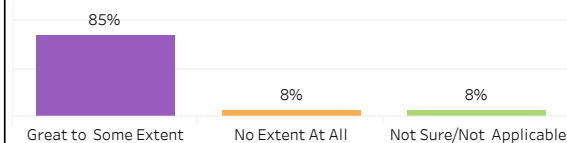
Skills and knowledge relevant in the workplace



Improved earning potential



Improved employment opportunities



Location of Current Residence

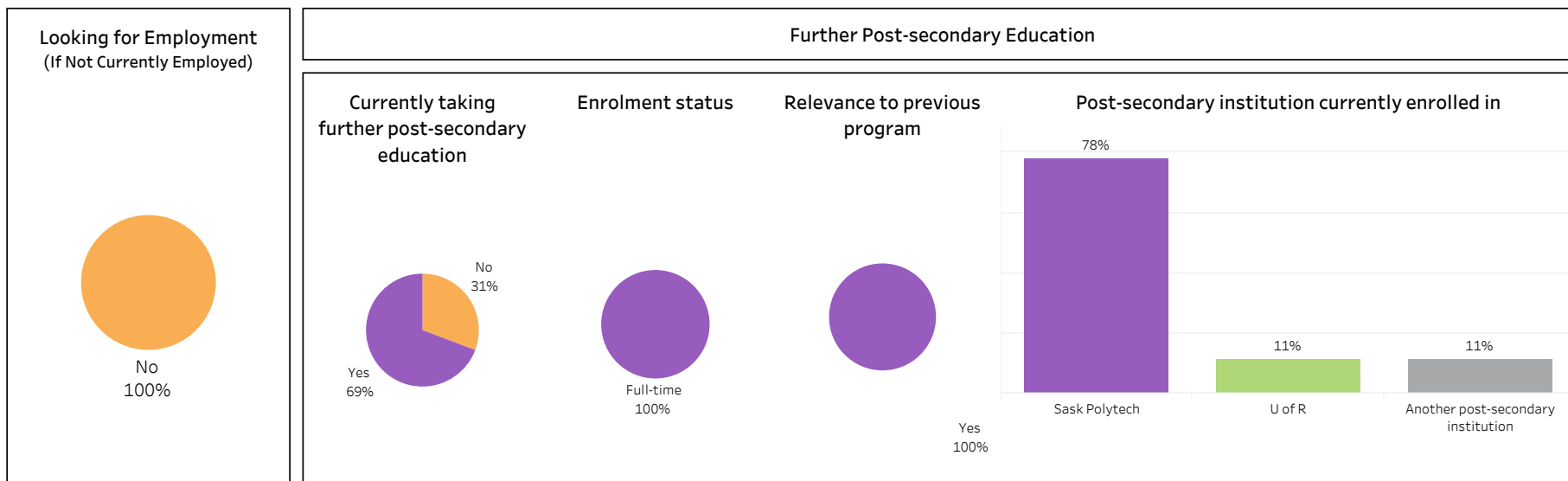
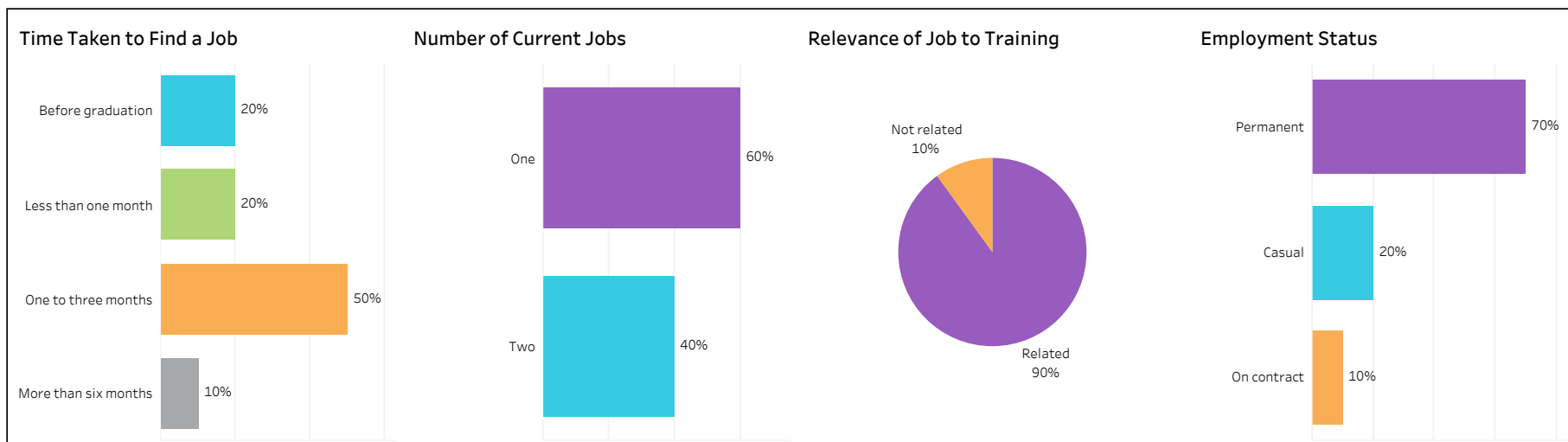
Saskatoon	Elsewhere in Sask
38%	62%



2017-18 Graduate Follow-up Survey

Campus: **Saskatoon**; School: **Human Services & Community Safety**; Program: **Youth Care Worker**; Credential: **CERT**; Program Type: **Con Ed - Brokered**

Number of Respondents:
13





2017-18 Graduate Follow-up Survey

Campus: **Regina**; School: **Human Services & Community Safety**; Program: **Youth Care Worker**; Credential: **DIP**; Program Type: **Con Ed - Sask Polytech Delivered**

Number of Respondents:
2

Class of Graduates
2017-18

School
Human Services & Com..

Campus
Regina

Program
Youth Care Worker

Credential
DIP

Base/Con Ed/Brokered
Con Ed - Sask Polytech Delivered

Indigenous
All

Overall Employment

Available Workforce	# of Grads Employed	Employment Rate	# of Full-time Employed	Full-time Employment Rate
2	2	100%	2	100%

Training Related Employment

Available Workforce	# of Grads Employed	Employment Rate	# of Full-time Employed Grads	Full-time Employment Rate
2	2	100%	2	100%

Location of Employment

Saskatoon	Regina	Moose Jaw	Prince Albert	Elsewhere in Sask	Outside Sask
0%	100%	0%	0%	0%	0%

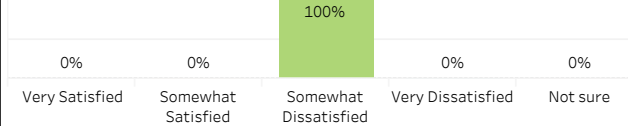
Average Annual Salary

Overall (\$)	43,680
Full-time Training Related (\$)	43,680

Salary by Location

	Overall (\$)	Full-time Training Related (\$)
Regina	43,680	43,680

Overall Satisfaction with Program



Satisfaction with Sask Polytech

Satisfied with the decision to attend Sask Polytech	Recommend program to others	Recommend Sask Polytech to others
50%	0%	50%

Satisfaction with Campus Facilities & Services

■ Satisfied
 ■ Dissatisfied
 ■ Not sure

Campus facilities



Campus activities



Instruction delivered



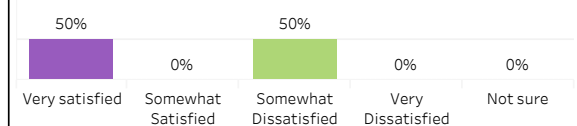
Student support services



Educational experience




Relevance of Program to Field of Employment

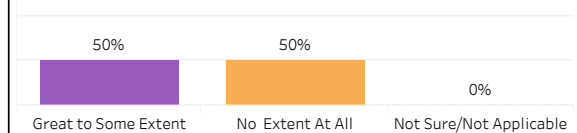


Program Benefits


Skills and knowledge relevant in the workplace



Improved earning potential



Improved employment opportunities



Location of Current Residence

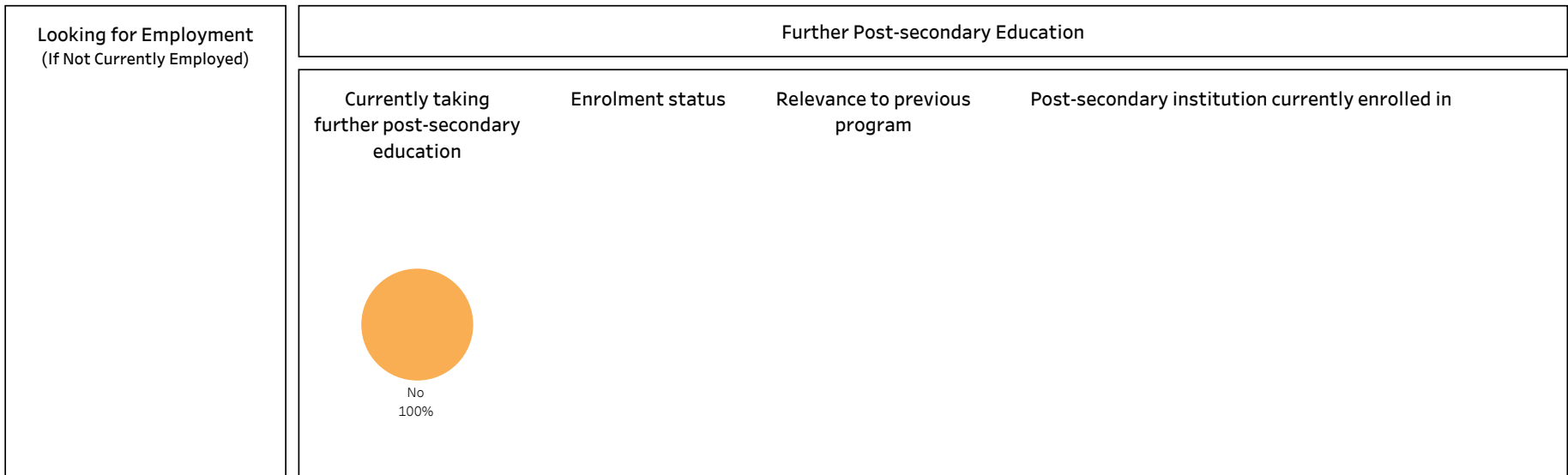
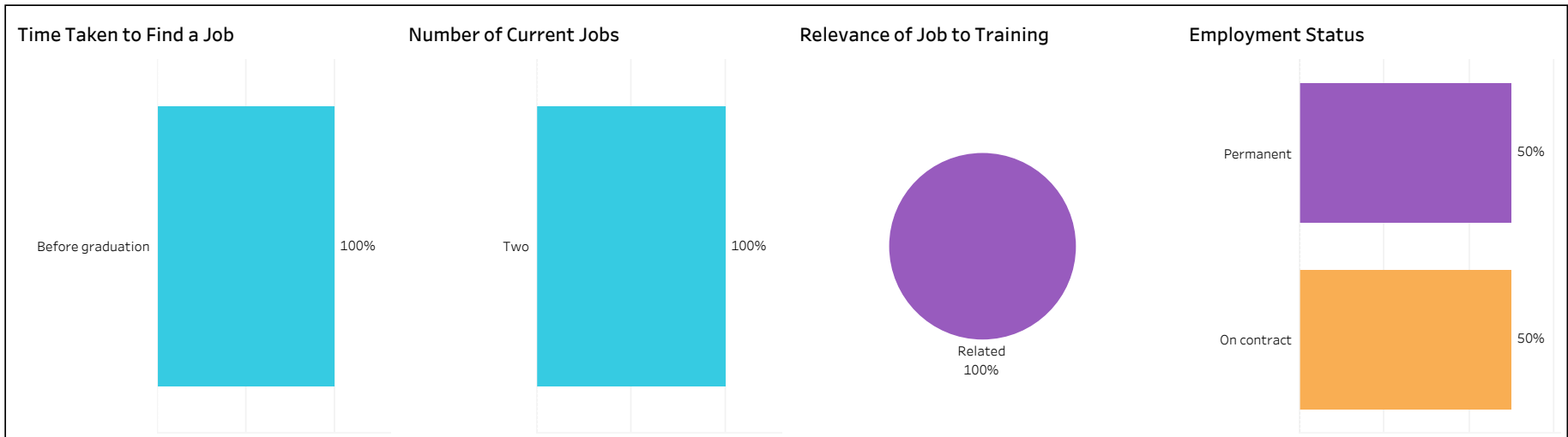
Regina
100%



2017-18 Graduate Follow-up Survey

Campus: **Regina**; School: **Human Services & Community Safety**; Program: **Youth Care Worker**; Credential: **DIP**; Program Type: **Con Ed - Sask Polytech Delivered**

Number of Respondents:
2





2017-18 Graduate Follow-up Survey

Campus: **Saskatoon**; School: **Human Services & Community Safety**; Program: **Youth Care Worker**; Credential: **DIP**; Program Type: **Base**

Number of Respondents:
13

Class of Graduates
2017-18

School
Human Services & Com..

Campus
Saskatoon

Program
Youth Care Worker

Credential
DIP

Base/Con Ed/Brokered
Base

Indigenous
All

Overall Employment

Available Workforce	# of Grads Employed	Employment Rate	# of Full-time Employed	Full-time Employment Rate
12	12	100%	9	75%

Training Related Employment

Available Workforce	# of Grads Employed	Employment Rate	# of Full-time Employed Grads	Full-time Employment Rate
12	11	92%	8	67%

Location of Employment

Saskatoon	Regina	Moose Jaw	Prince Albert	Elsewhere in Sask	Outside Sask
58%	0%	0%	0%	33%	8%

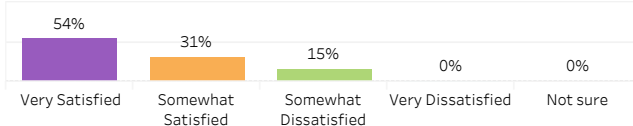
Average Annual Salary

Overall (\$)	30,935
Full-time Training Related (\$)	39,034

Salary by Location

	Overall (\$)	Full-time Training Related (\$)
Saskatoon	31,900	39,358
Elsewhere in SK	28,378	44,600
Alberta	31,850	31,850

Overall Satisfaction with Program



Satisfaction with Sask Polytech

Satisfied with the decision to attend Sask Polytech	Recommend program to others	Recommend Sask Polytech to others
100%	85%	92%

Satisfaction with Campus Facilities & Services

■ Satisfied
 ■ Dissatisfied
 ■ Not sure

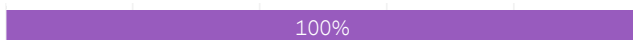
Campus facilities



Campus activities



Instruction delivered



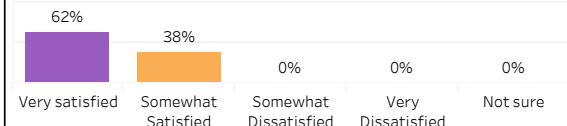
Student support services



Educational experience

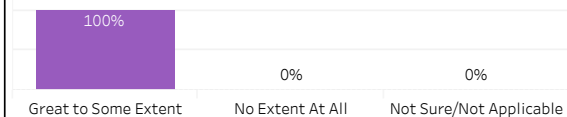


Relevance of Program to Field of Employment

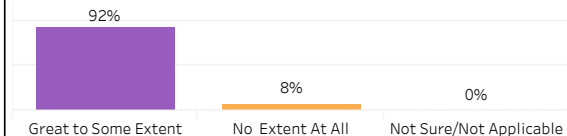


Program Benefits

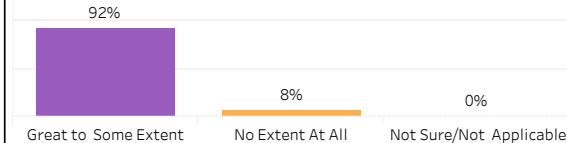
Skills and knowledge relevant in the workplace



Improved earning potential



Improved employment opportunities



Location of Current Residence

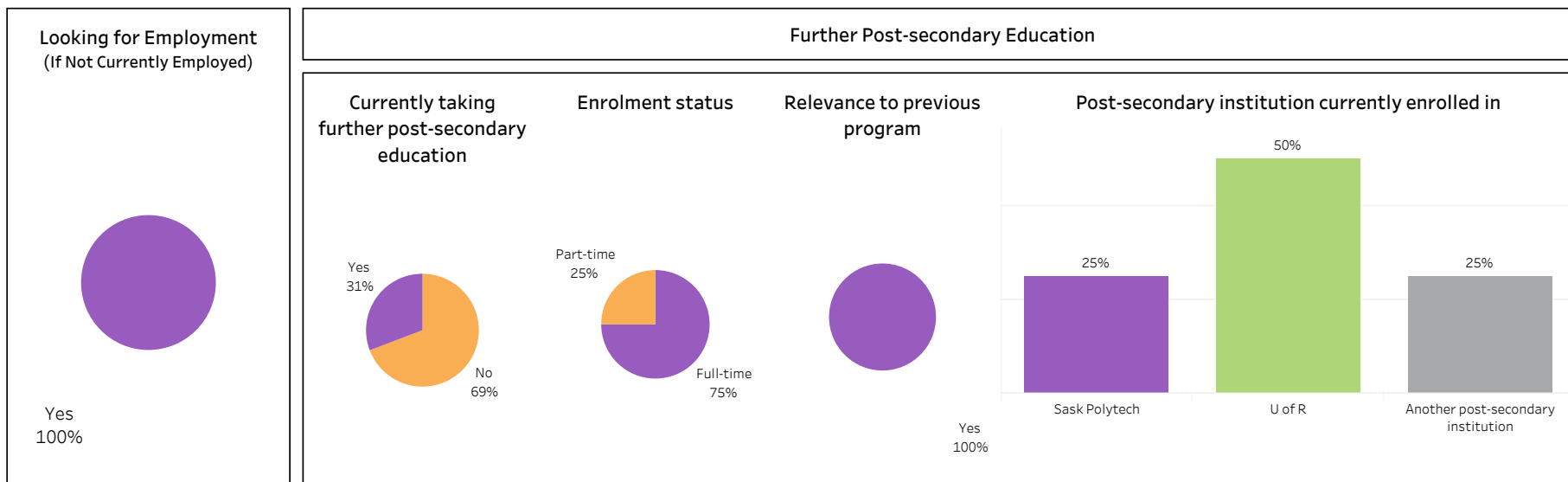
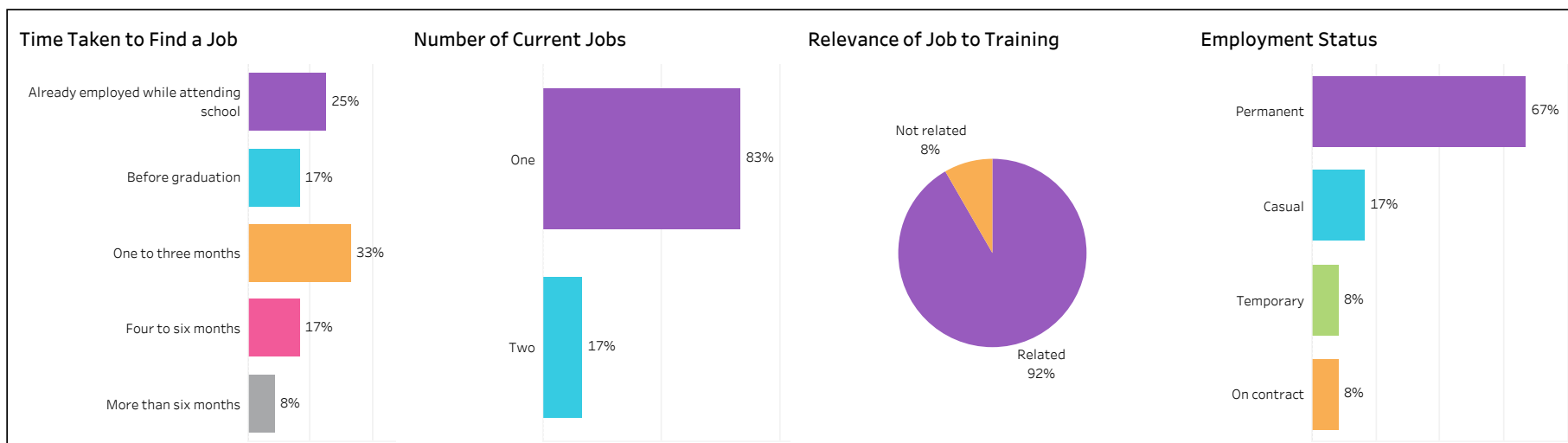
Saskatoon	Elsewhere in Sask	Outside Sask
69%	23%	8%



2017-18 Graduate Follow-up Survey

Campus: **Saskatoon**; School: **Human Services & Community Safety**; Program: **Youth Care Worker**; Credential: **DIP**; Program Type: **Base**

Number of Respondents:
13





2017-18 Graduate Follow-up Survey

Campus: **Saskatoon**; School: **Human Services & Community Safety**; Program: **Youth Care Worker**; Credential: **DIP**; Program Type: **Con Ed - Sask Polytech Delivered**

Number of Respondents:
2

Class of Graduates
2017-18

School
Human Services & Com..

Campus
Saskatoon

Program
Youth Care Worker

Credential
DIP

Base/Con Ed/Brokered
Con Ed - Sask Polytech Delivered

Indigenous
All

Overall Employment

Available Workforce	# of Grads Employed	Employment Rate	# of Full-time Employed	Full-time Employment Rate
1	1	100%		

Training Related Employment

Available Workforce	# of Grads Employed	Employment Rate	# of Full-time Employed Grads	Full-time Employment Rate
1	1	100%		

Location of Employment

Saskatoon	Regina	Moose Jaw	Prince Albert	Elsewhere in Sask	Outside Sask
0%	0%	0%	0%	100%	0%

Average Annual Salary

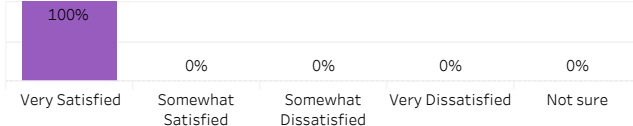
Overall (\$)
Full-time Training Related (\$)

Salary by Location

Overall (\$)
Full-time Training Related (\$)

Elsewhere in SK

Overall Satisfaction with Program



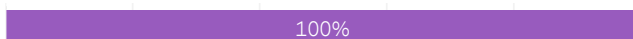
Satisfaction with Sask Polytech

Satisfied with the decision to attend Sask Polytech	Recommend program to others	Recommend Sask Polytech to others
100%	100%	100%

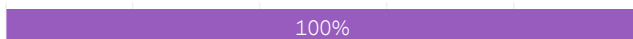
Satisfaction with Campus Facilities & Services

■ Satisfied ■ Dissatisfied ■ Not sure

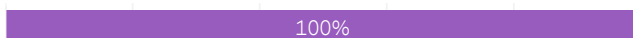
Campus facilities



Campus activities



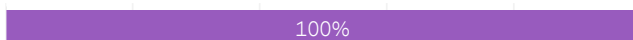
Instruction delivered



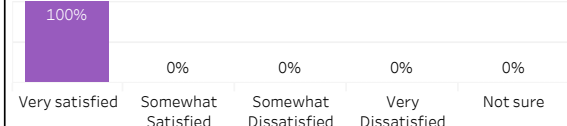
Student support services



Educational experience

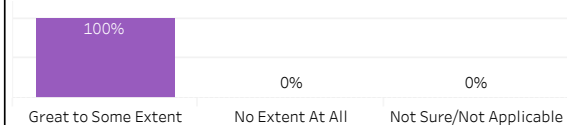


Relevance of Program to Field of Employment




Program Benefits


Skills and knowledge relevant in the workplace



Improved earning potential



Improved employment opportunities



Location of Current Residence

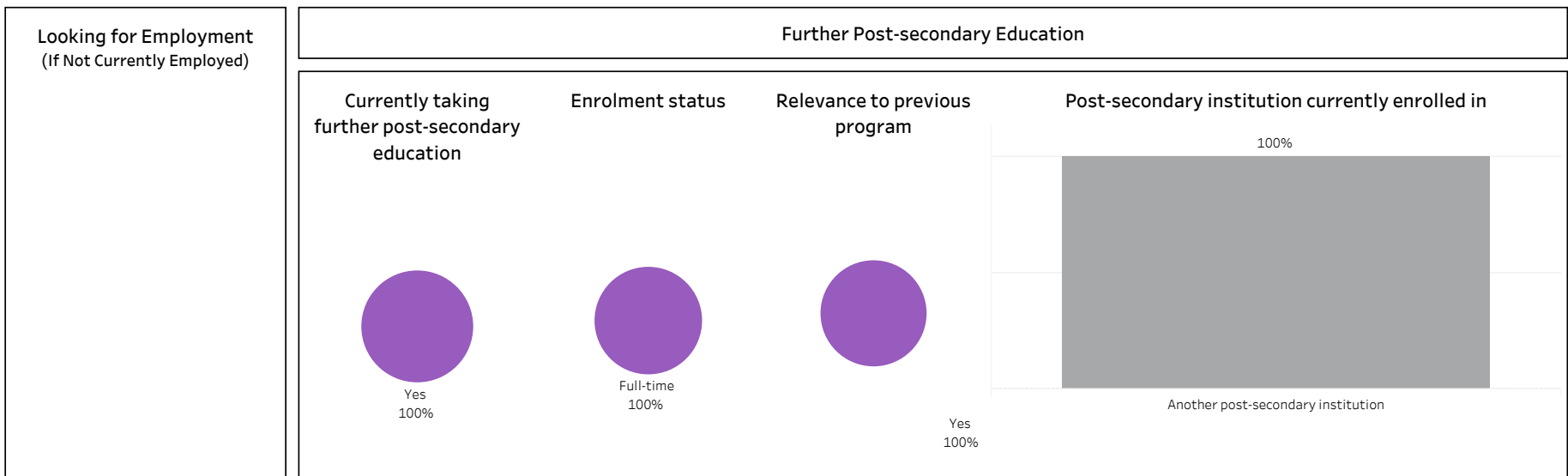
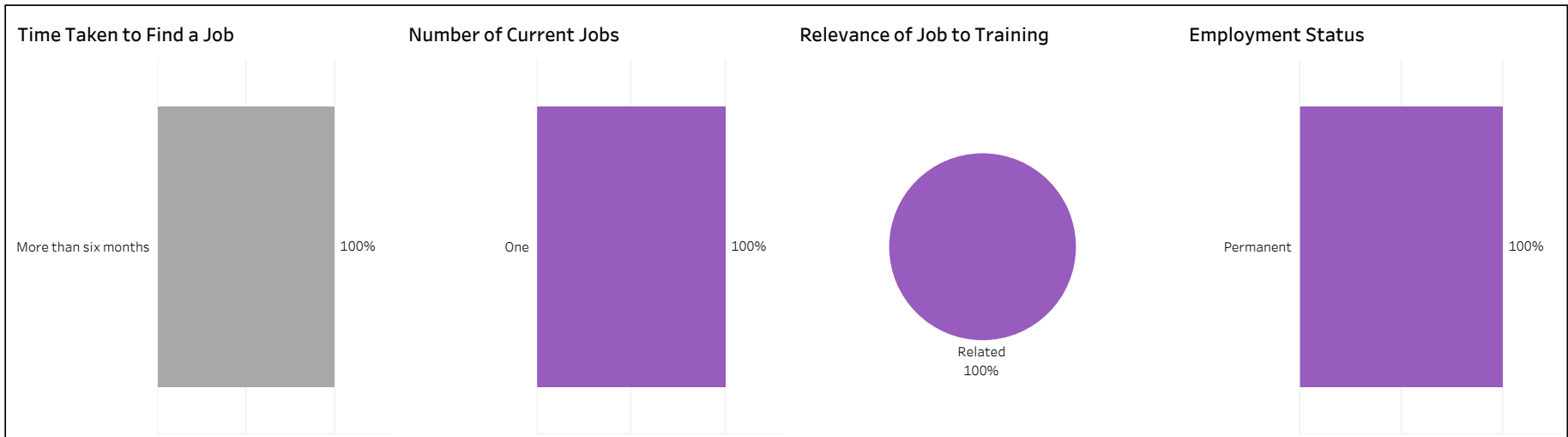
Saskatoon	Elsewhere in Sask
50%	50%



2017-18 Graduate Follow-up Survey

Campus: **Saskatoon**; School: **Human Services & Community Safety**; Program: **Youth Care Worker**; Credential: **DIP**; Program Type: **Con Ed - Sask Polytech Delivered**

Number of Respondents:
2



School of Information & Communications Technology



2017-18 Graduate Follow-up Survey

Campus: **All**; School: **Information & Communication Technology**; Program: **All**;
Credential: **All**; Program Type: **All**

Number of Respondents:
93

Class of Graduates
2017-18

School
Information & Communi..

Campus
All

Program
All

Credential
All

Base/Con Ed/Brokered
All

Indigenous
All

Overall Employment

Available Workforce	# of Grads Employed	Employment Rate	# of Full-time Employed	Full-time Employment Rate
89	79	89%	66	74%

Training Related Employment

Available Workforce	# of Grads Employed	Employment Rate	# of Full-time Employed Grads	Full-time Employment Rate
89	69	78%	59	66%

Location of Employment

Saskatoon	Regina	Moose Jaw	Prince Albert	Elsewhere in Sask	Outside Sask
39%	43%	4%	3%	5%	6%

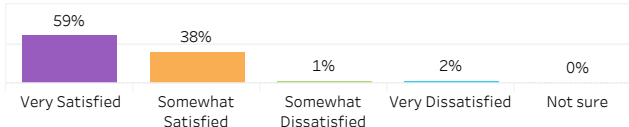
Average Annual Salary

Overall (\$)	46,099
Full-time Training Related (\$)	49,729

Salary by Location

	Overall (\$)	Full-time Training Related (\$)
Saskatoon	43,961	49,884
Regina	42,545	45,585
Moose Jaw	56,905	56,905
Prince Albert	29,120	29,120
Elsewhere in SK	33,456	42,250
Alberta	52,000	52,000
British Columbia	66,144	66,144
Ontario	72,000	72,000
Elsewhere in Canada		
Outside of Canada	130,000	130,000

Overall Satisfaction with Program



Satisfaction with Sask Polytech

Satisfied with the decision to attend Sask Polytech	Recommend program to others	Recommend Sask Polytech to others
97%	89%	93%

Satisfaction with Campus Facilities & Services

■ Satisfied
 ■ Dissatisfied
 ■ Not sure

Campus facilities



Campus activities




Instruction delivered



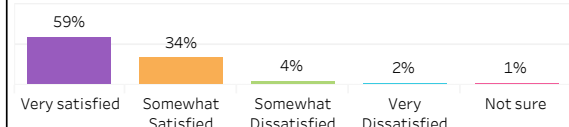
Student support services



Educational experience

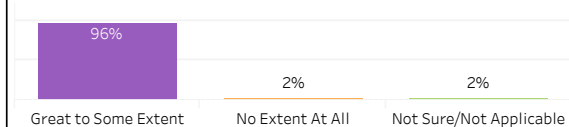


Relevance of Program to Field of Employment

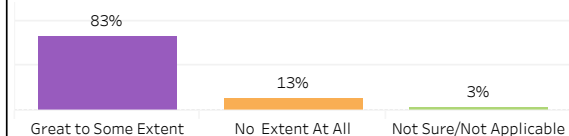


Program Benefits

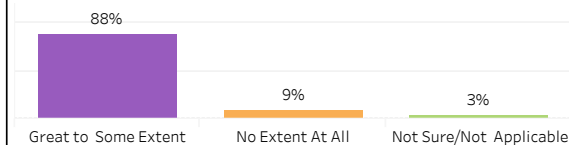
Skills and knowledge relevant in the workplace



Improved earning potential



Improved employment opportunities



Location of Current Residence

Saskatoon	Regina	Moose Jaw	Prince Albert	Elsewhere in Sask	Outside Sask
34%	45%	5%	3%	8%	5%

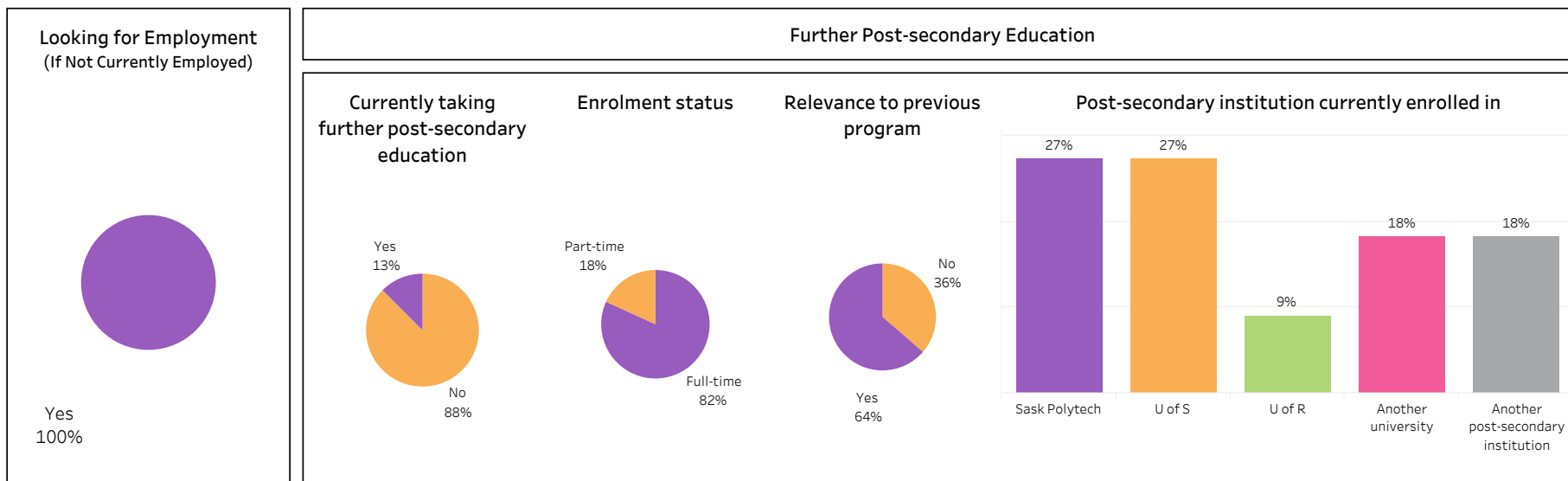
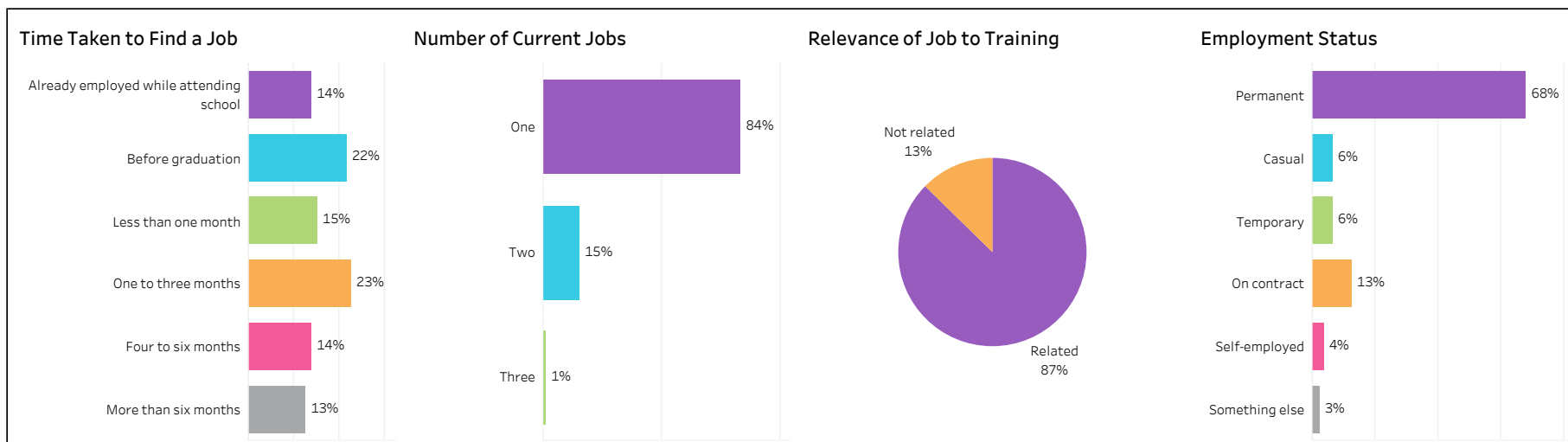


2017-18 Graduate Follow-up Survey

Campus: **All**; School: **Information & Communication Technology**; Program: **All**;

Credential: **All**; Program Type: **All**

Number of Respondents:
93





2017-18 Graduate Follow-up Survey

Campus: **Moose Jaw**; School: **Information & Communication Technology**; Program: **Business Information Systems**; Credential: **DIPC**; Program Type: **Base**

Number of Respondents:
12

Class of Graduates
2017-18

School
Information & Communi..
Campus
Moose Jaw

Program
Business Information S..
Credential
DIPC

Base/Con Ed/Brokered
Base

Indigenous
All

Overall Employment

Available Workforce	# of Grads Employed	Employment Rate	# of Full-time Employed	Full-time Employment Rate
12	12	100%	11	92%

Training Related Employment

Available Workforce	# of Grads Employed	Employment Rate	# of Full-time Employed Grads	Full-time Employment Rate
12	12	100%	11	92%

Location of Employment

Saskatoon	Regina	Moose Jaw	Prince Albert	Elsewhere in Sask	Outside Sask
25%	58%	8%	0%	0%	8%

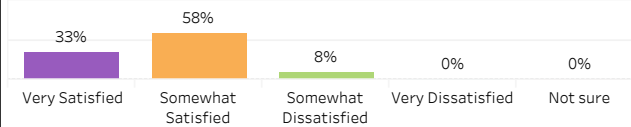
Average Annual Salary

Overall (\$)	59,915
Full-time Training Related (\$)	63,530

Salary by Location

	Overall (\$)	Full-time Training Related (\$)
Saskatoon	48,000	48,000
Regina	51,808	58,747
Moose Jaw	58,000	58,000
Outside of Canada	130,000	130,000

Overall Satisfaction with Program



Satisfaction with Sask Polytech

Satisfied with the decision to attend Sask Polytech	Recommend program to others	Recommend Sask Polytech to others
100%	92%	83%

Satisfaction with Campus Facilities & Services

■ Satisfied
 ■ Dissatisfied
 ■ Not sure

Campus facilities



Campus activities



Instruction delivered



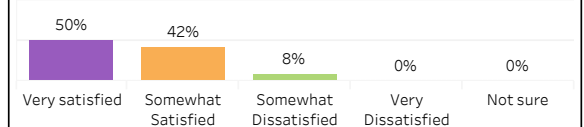
Student support services



Educational experience

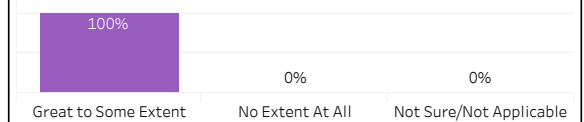


Relevance of Program to Field of Employment

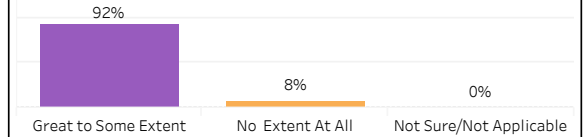


Program Benefits

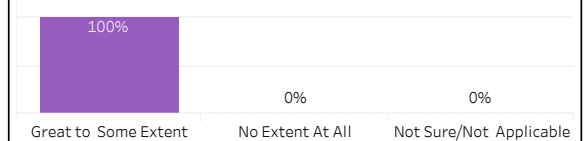
Skills and knowledge relevant in the workplace



Improved earning potential



Improved employment opportunities



Location of Current Residence

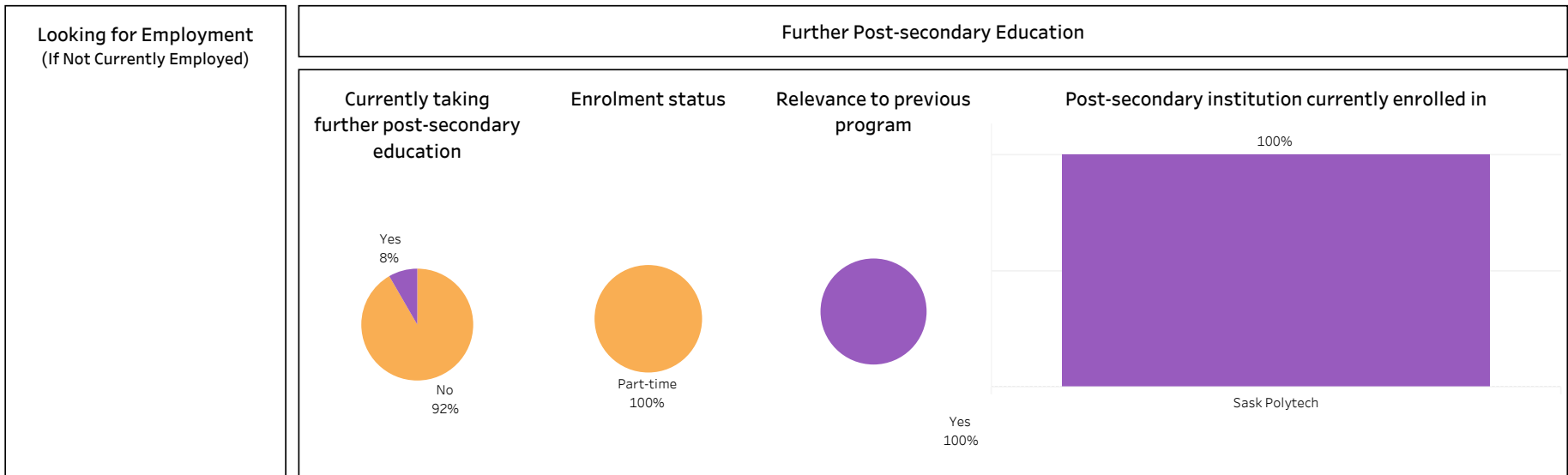
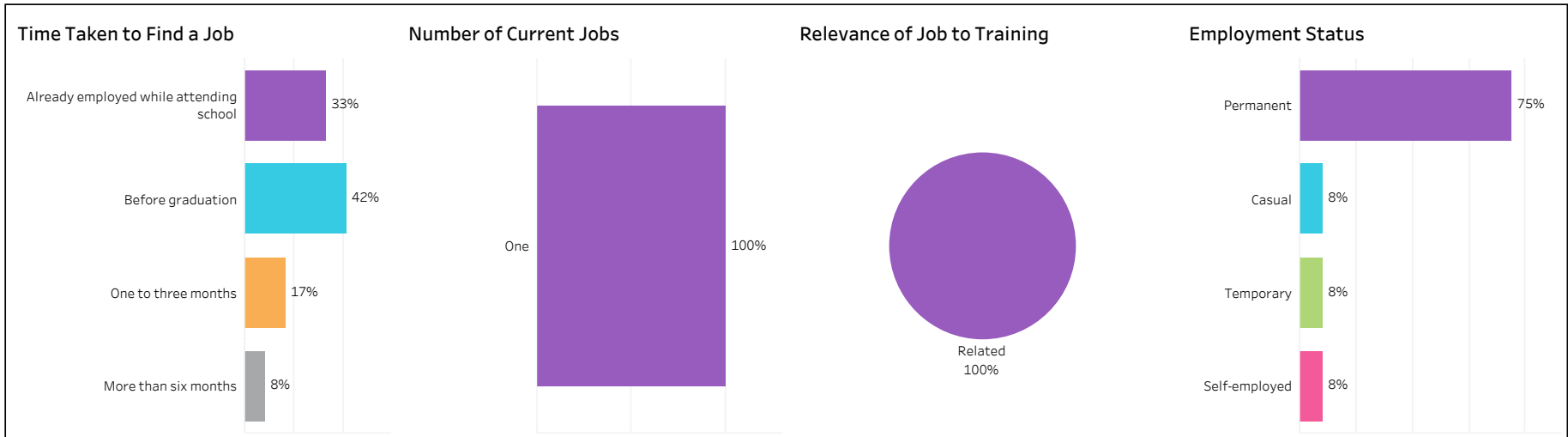
Saskatoon	Regina	Moose Jaw
25%	58%	17%



2017-18 Graduate Follow-up Survey

Campus: **Moose Jaw**; School: **Information & Communication Technology**; Program: **Business Information Systems**; Credential: **DIPC**; Program Type: **Base**

Number of Respondents:
12





2017-18 Graduate Follow-up Survey

Campus: **Regina**; School: **Information & Communication Technology**; Program: **Computer Networking Technician**; Credential: **CERT**; Program Type: **Base**

Number of Respondents:
17

Class of Graduates
2017-18

School
Information & Communi..
Campus
Regina

Program
Computer Networking T..
Credential
CERT

Base/Con Ed/Brokered
Base

Indigenous
All

Overall Employment

Available Workforce	# of Grads Employed	Employment Rate	# of Full-time Employed	Full-time Employment Rate
17	11	65%	9	53%

Training Related Employment

Available Workforce	# of Grads Employed	Employment Rate	# of Full-time Employed Grads	Full-time Employment Rate
17	10	59%	8	47%

Location of Employment

Saskatoon	Regina	Moose Jaw	Prince Albert	Elsewhere in Sask	Outside Sask
0%	100%	0%	0%	0%	0%

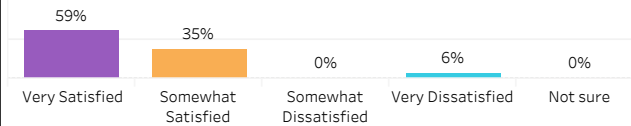
Average Annual Salary

Overall (\$)	45,988
Full-time Training Related (\$)	43,352

Salary by Location

	Overall (\$)	Full-time Training Related (\$)
Regina	39,987	43,352

Overall Satisfaction with Program



Satisfaction with Sask Polytech

Satisfied with the decision to attend Sask Polytech	Recommend program to others	Recommend Sask Polytech to others
94%	88%	88%

Satisfaction with Campus Facilities & Services

■ Satisfied
 ■ Dissatisfied
 ■ Not sure

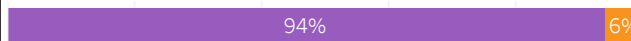
Campus facilities



Campus activities



Instruction delivered



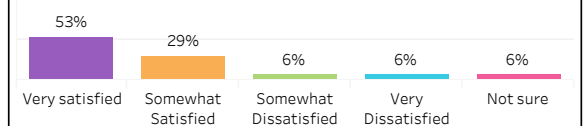
Student support services



Educational experience

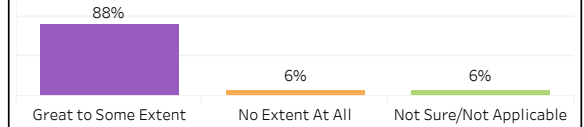


Relevance of Program to Field of Employment

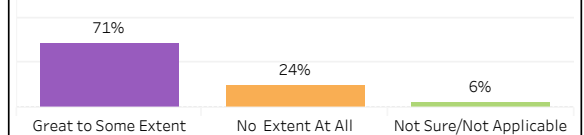


Program Benefits

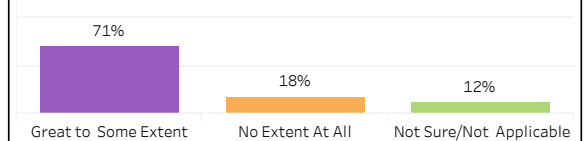
Skills and knowledge relevant in the workplace



Improved earning potential



Improved employment opportunities



Location of Current Residence

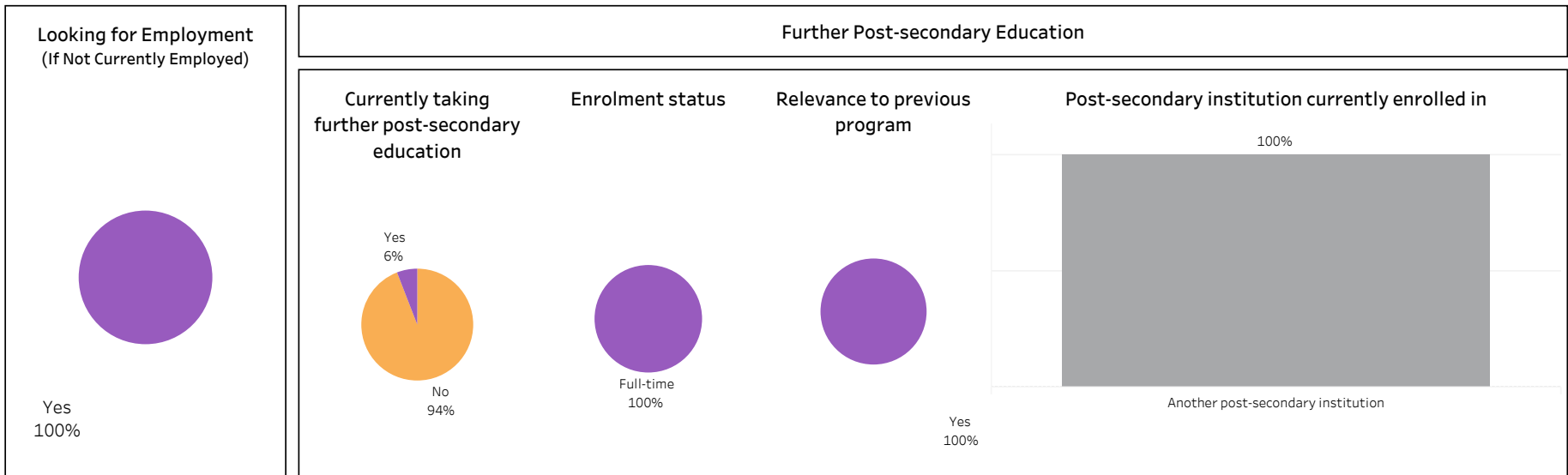
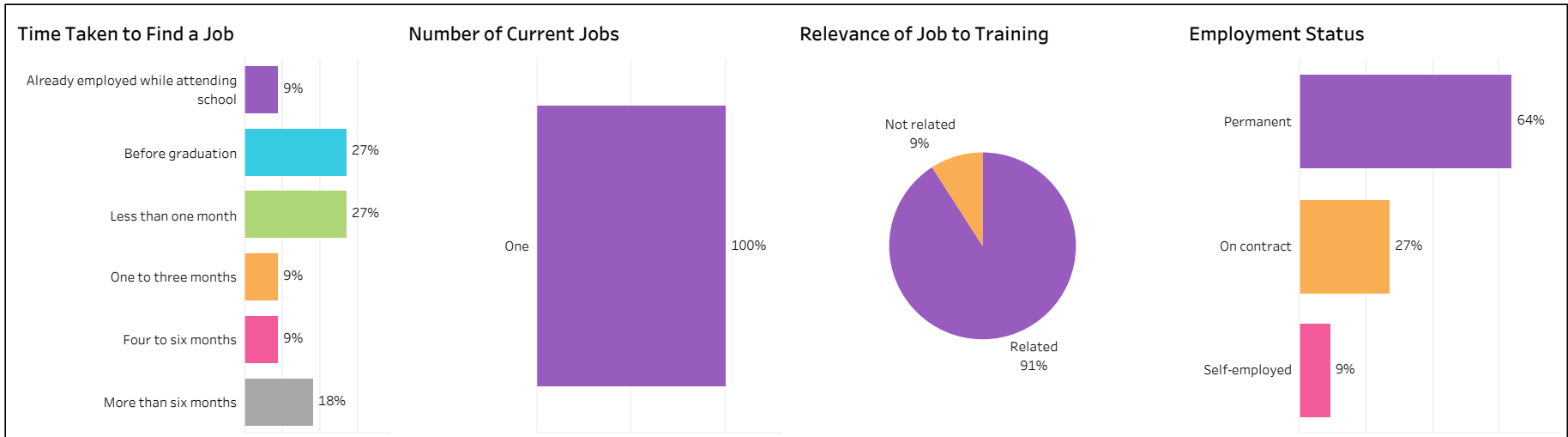
Regina	Moose Jaw	Outside Sask
88%	6%	6%



2017-18 Graduate Follow-up Survey

Campus: **Regina**; School: **Information & Communication Technology**; Program: **Computer Networking Technician**; Credential: **CERT**; Program Type: **Base**

Number of Respondents:
17





2017-18 Graduate Follow-up Survey

Campus: **Saskatoon**; School: **Information & Communication Technology**; Program: **Computer Systems Technology**; Credential: **DIP**; Program Type: **Base**

Number of Respondents:
24

Class of Graduates
2017-18

School
Information & Communi..

Campus
Saskatoon

Program
Computer Systems Tec..

Credential
DIP

Base/Con Ed/Brokered
Base

Indigenous
All

Overall Employment

Available Workforce	# of Grads Employed	Employment Rate	# of Full-time Employed	Full-time Employment Rate
22	20	91%	18	82%

Training Related Employment

Available Workforce	# of Grads Employed	Employment Rate	# of Full-time Employed Grads	Full-time Employment Rate
22	18	82%	17	77%

Location of Employment

Saskatoon	Regina	Moose Jaw	Prince Albert	Elsewhere in Sask	Outside Sask
75%	5%	0%	0%	10%	10%

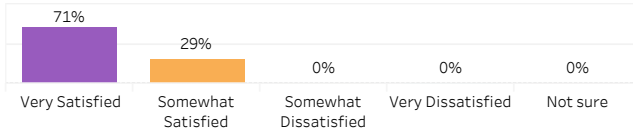
Average Annual Salary

Overall (\$)	51,984
Full-time Training Related (\$)	53,386

Salary by Location

	Overall (\$)	Full-time Training Related (\$)
Saskatoon	50,717	52,757
Regina	38,506	38,506
Elsewhere in SK	47,970	47,970
British Columbia	66,144	66,144
Ontario	72,000	72,000

Overall Satisfaction with Program



Satisfaction with Sask Polytech

Satisfied with the decision to attend Sask Polytech	Recommend program to others	Recommend Sask Polytech to others
100%	100%	100%

Satisfaction with Campus Facilities & Services

■ Satisfied
 ■ Dissatisfied
 ■ Not sure

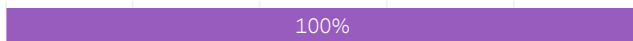
Campus facilities



Campus activities



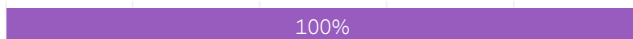
Instruction delivered



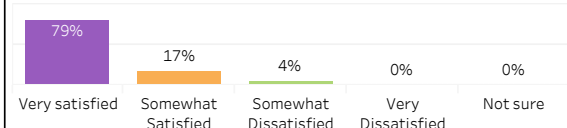
Student support services



Educational experience

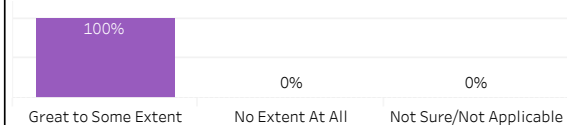


Relevance of Program to Field of Employment




Program Benefits


Skills and knowledge relevant in the workplace



Improved earning potential



Improved employment opportunities



Location of Current Residence

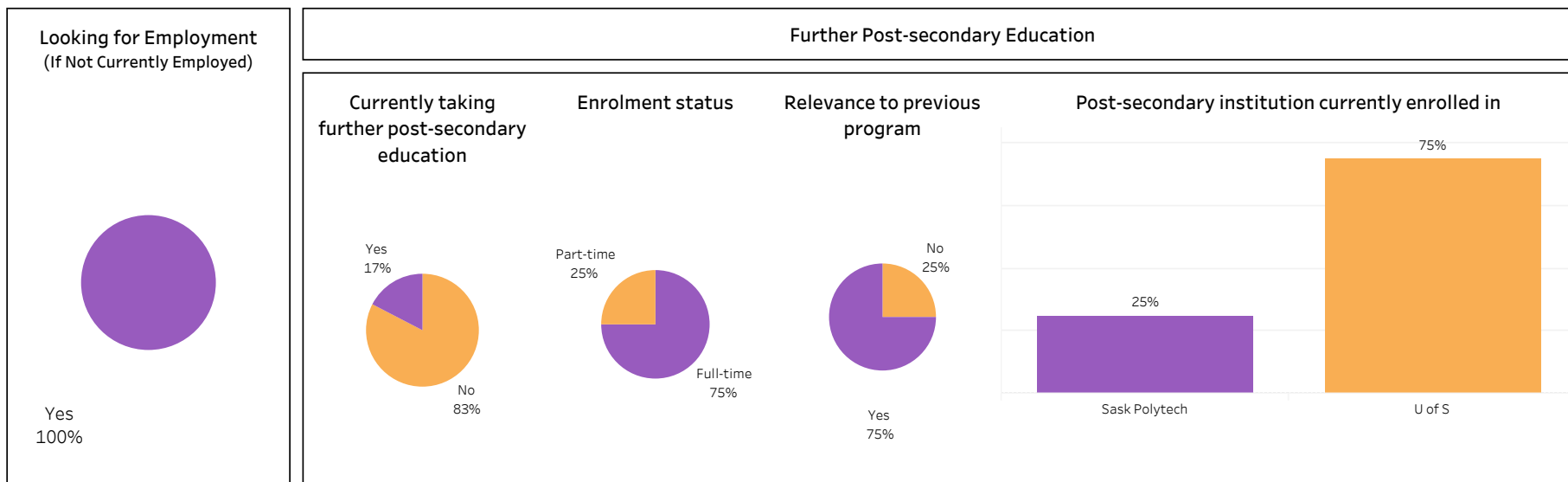
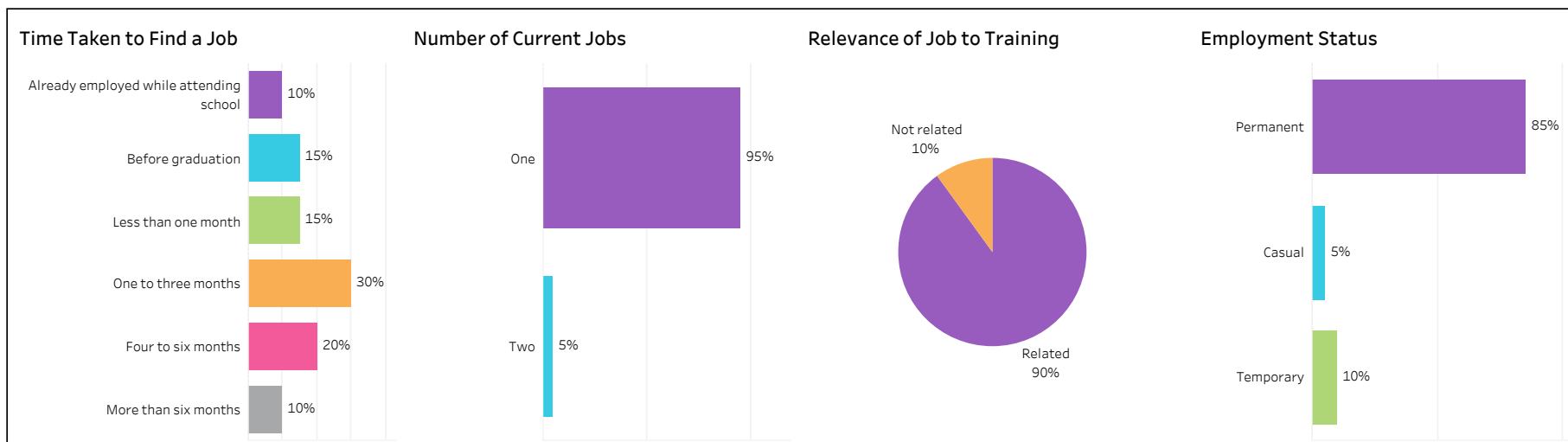
Saskatoon	Regina	Elsewhere in Sask	Outside Sask
67%	4%	17%	13%



2017-18 Graduate Follow-up Survey

Campus: **Saskatoon**; School: **Information & Communication Technology**; Program: **Computer Systems Technology**; Credential: **DIP**; Program Type: **Base**

Number of Respondents:
24





2017-18 Graduate Follow-up Survey

Campus: **Prince Albert**; School: **Information & Communication Technology**; Program: **Digital Graphic Design**; Credential: **ACERT**; Program Type: **Base**

Number of Respondents:
1

Class of Graduates
2017-18

School
Information & Communi..
Campus
Prince Albert

Program
Digital Graphic Design

Credential
ACERT

Base/Con Ed/Brokered
Base

Indigenous
All

Overall Employment

Available Workforce	# of Grads Employed	Employment Rate	# of Full-time Employed	Full-time Employment Rate
1				

Training Related Employment

Available Workforce	# of Grads Employed	Employment Rate	# of Full-time Employed Grads	Full-time Employment Rate
1				

Location of Employment

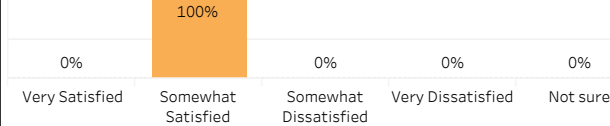
Saskatoon	Regina	Moose Jaw	Prince Albert	Elsewhere in Sask	Outside Sask

Average Annual Salary

Overall (\$)	
Full-time Training Related (\$)	

Salary by Location

Overall Satisfaction with Program



Satisfaction with Sask Polytech

Satisfied with the decision to attend Sask Polytech	Recommend program to others	Recommend Sask Polytech to others
100%	100%	100%

Satisfaction with Campus Facilities & Services

■ Satisfied
 ■ Dissatisfied
 ■ Not sure

Campus facilities



Campus activities



Instruction delivered



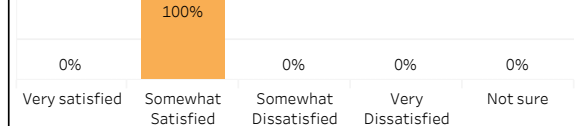
Student support services



Educational experience

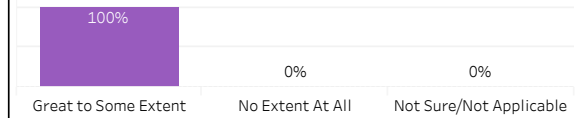


Relevance of Program to Field of Employment



Program Benefits

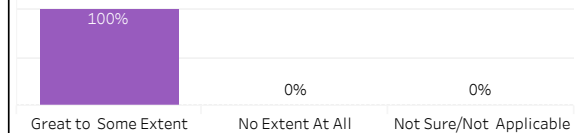
Skills and knowledge relevant in the workplace



Improved earning potential



Improved employment opportunities



Location of Current Residence

Prince Albert
100%





2017-18 Graduate Follow-up Survey

Campus: **Prince Albert**; School: **Information & Communication Technology**; Program: **Digital Graphic Design**; Credential: **ACERT**; Program Type: **Base**

Number of Respondents:
1

Time Taken to Find a Job	Number of Current Jobs	Relevance of Job to Training	Employment Status

Looking for Employment (If Not Currently Employed)	Further Post-secondary Education			
 <p>Yes 100%</p>	Currently taking further post-secondary education	Enrolment status	Relevance to previous program	Post-secondary institution currently enrolled in
	 <p>No 100%</p>			



2017-18 Graduate Follow-up Survey

Campus: **Regina**; School: **Information & Communication Technology**; Program: **Graphic Communications**; Credential: **DIP**; Program Type: **Base**

Number of Respondents:
9

Class of Graduates
2017-18

School
Information & Communi..
Campus
Regina

Program
Graphic Communications
Credential
DIP

Base/Con Ed/Brokered
Base

Indigenous
All

Overall Employment

Available Workforce	# of Grads Employed	Employment Rate	# of Full-time Employed	Full-time Employment Rate
9	9	100%	7	78%

Training Related Employment

Available Workforce	# of Grads Employed	Employment Rate	# of Full-time Employed Grads	Full-time Employment Rate
9	8	89%	7	78%

Location of Employment

Saskatoon	Regina	Moose Jaw	Prince Albert	Elsewhere in Sask	Outside Sask
13%	75%	0%	0%	13%	0%

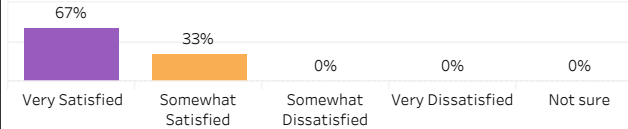
Average Annual Salary

Overall (\$)	34,809
Full-time Training Related (\$)	39,432

Salary by Location

	Overall (\$)	Full-time Training Related (\$)
Saskatoon	45,000	45,000
Regina	39,578	39,578
Elsewhere in SK	7,072	

Overall Satisfaction with Program



Satisfaction with Sask Polytech

Satisfied with the decision to attend Sask Polytech	Recommend program to others	Recommend Sask Polytech to others
100%	100%	100%

Satisfaction with Campus Facilities & Services

■ Satisfied
 ■ Dissatisfied
 ■ Not sure

Campus facilities



Campus activities



Instruction delivered



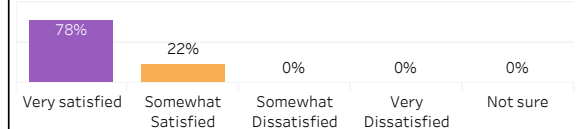
Student support services



Educational experience

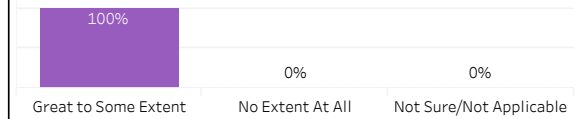


Relevance of Program to Field of Employment

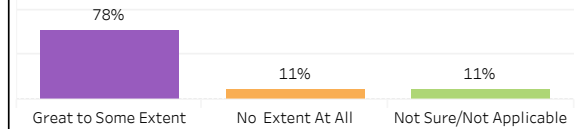


Program Benefits

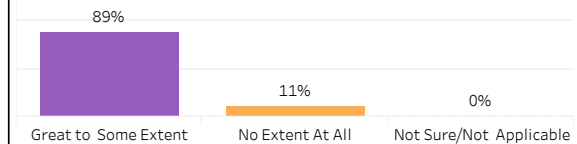
Skills and knowledge relevant in the workplace



Improved earning potential



Improved employment opportunities



Location of Current Residence

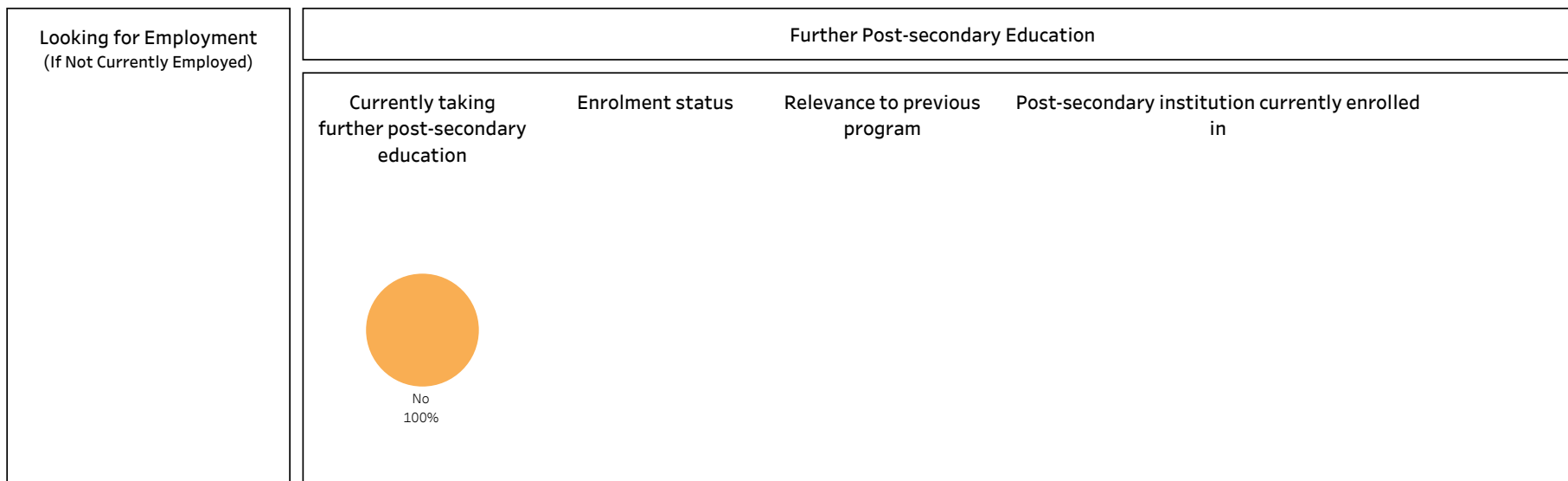
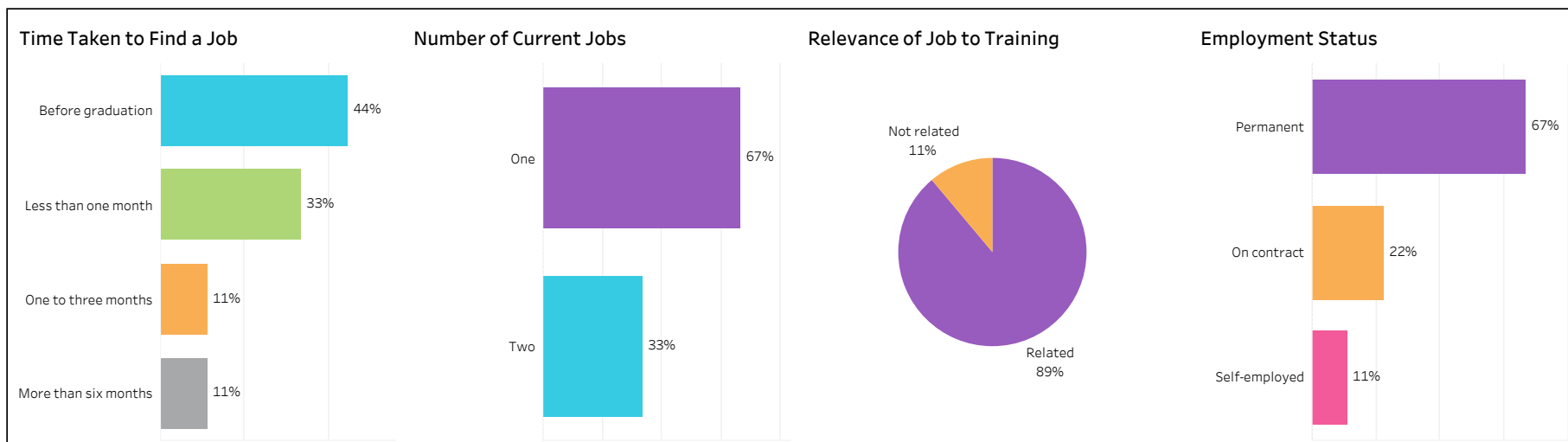
Saskatoon	Regina	Elsewhere in Sask
11%	67%	22%



2017-18 Graduate Follow-up Survey

Campus: **Regina**; School: **Information & Communication Technology**; Program: **Graphic Communications**; Credential: **DIP**; Program Type: **Base**

Number of Respondents:
9





2017-18 Graduate Follow-up Survey

Campus: **Saskatoon**; School: **Information & Communication Technology**; Program: **Library/Information Technology**; Credential: **DIP**; Program Type: **Base**

Number of Respondents:
9

Class of Graduates
2017-18

School
Information & Communi..
Campus
Saskatoon

Program
Library/Information Tec..
Credential
DIP

Base/Con Ed/Brokered
Base

Indigenous
All

Overall Employment

Available Workforce	# of Grads Employed	Employment Rate	# of Full-time Employed	Full-time Employment Rate
9	9	100%	5	56%

Training Related Employment

Available Workforce	# of Grads Employed	Employment Rate	# of Full-time Employed Grads	Full-time Employment Rate
9	8	89%	4	44%

Location of Employment

Saskatoon	Regina	Moose Jaw	Prince Albert	Elsewhere in Sask	Outside Sask
67%	22%	0%	0%	11%	0%

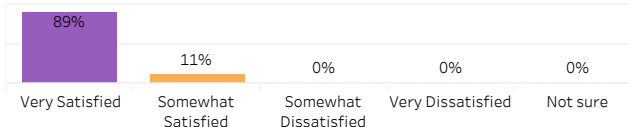
Average Annual Salary

Overall (\$)	30,075
Full-time Training Related (\$)	34,603

Salary by Location

	Overall (\$)	Full-time Training Related (\$)
Saskatoon	25,943	23,000
Regina	50,000	50,000
Elsewhere in SK	30,810	30,810

Overall Satisfaction with Program



Satisfaction with Sask Polytech

Satisfied with the decision to attend Sask Polytech	Recommend program to others	Recommend Sask Polytech to others
89%	89%	88%

Satisfaction with Campus Facilities & Services

■ Satisfied
 ■ Dissatisfied
 ■ Not sure

Campus facilities



Campus activities



Instruction delivered



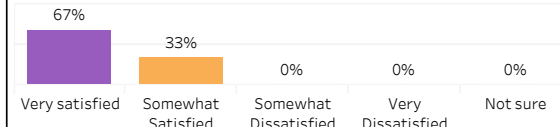
Student support services



Educational experience




Relevance of Program to Field of Employment

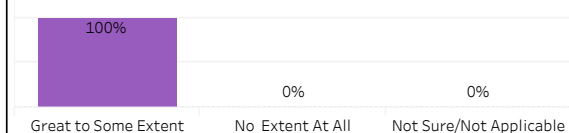


Program Benefits


Skills and knowledge relevant in the workplace



Improved earning potential



Improved employment opportunities



Location of Current Residence

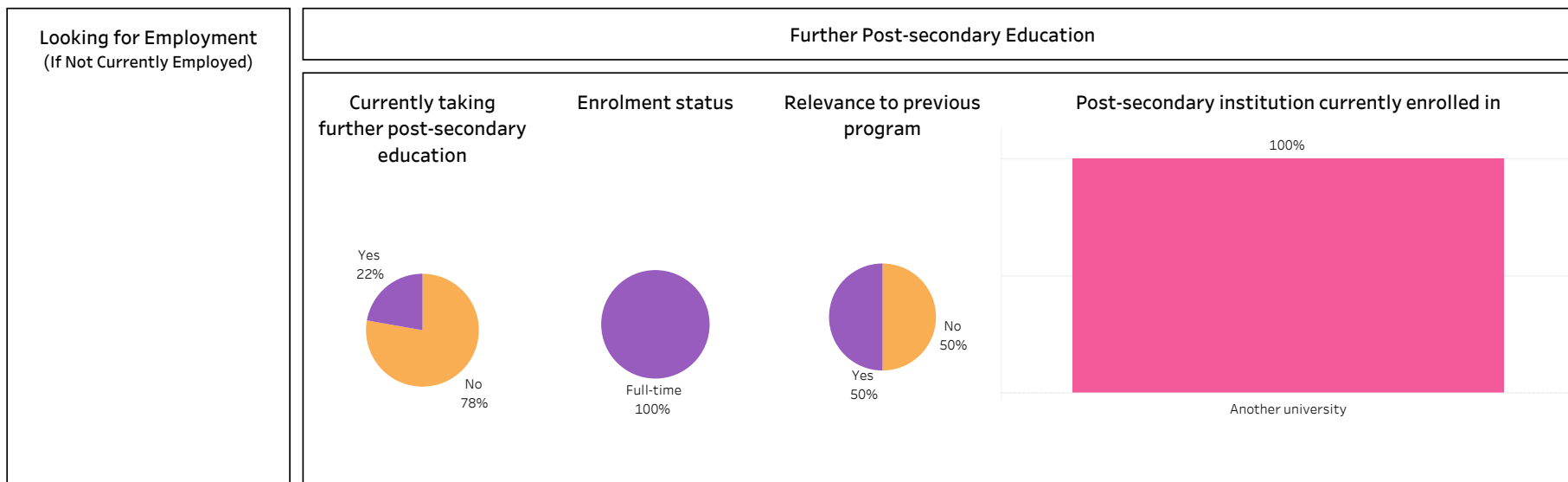
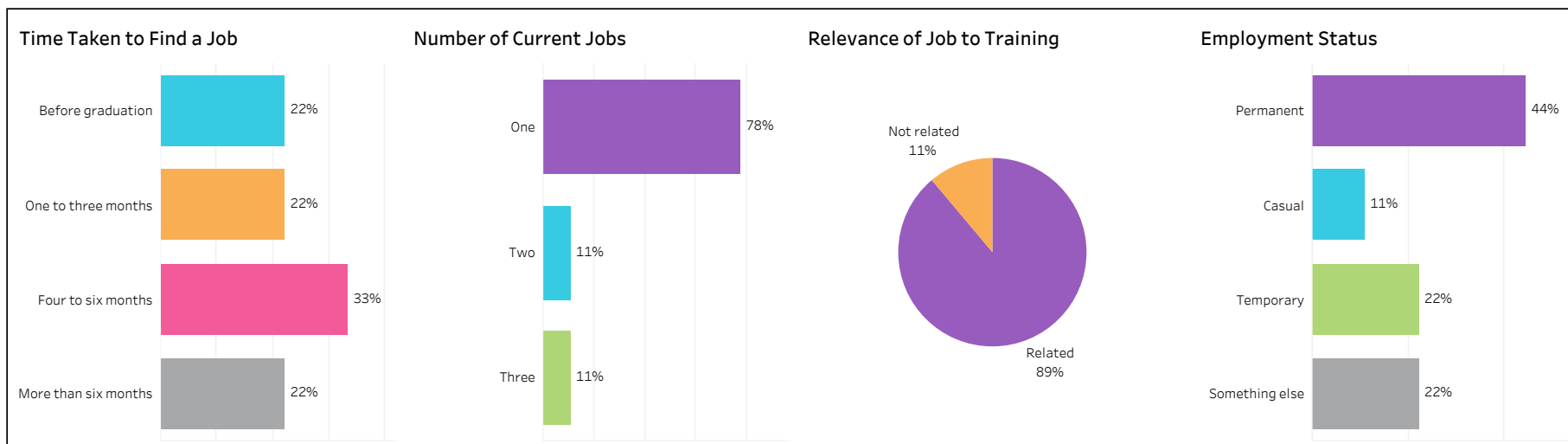
Saskatoon	Regina	Elsewhere in Sask
67%	22%	11%



2017-18 Graduate Follow-up Survey

Campus: **Saskatoon**; School: **Information & Communication Technology**; Program: **Library/Information Technology**; Credential: **DIP**; Program Type: **Base**

Number of Respondents:
9





2017-18 Graduate Follow-up Survey

Campus: **Prince Albert**; School: **Information & Communication Technology**; Program: **Media Arts Production**; Credential: **DIP**; Program Type: **Base**

Number of Respondents:
2

Class of Graduates
2017-18

School
Information & Communi..

Campus
Prince Albert

Program
Media Arts Production

Credential
DIP

Base/Con Ed/Brokered
Base

Indigenous
All

Overall Employment

Available Workforce	# of Grads Employed	Employment Rate	# of Full-time Employed	Full-time Employment Rate
1	1	100%	1	100%

Training Related Employment

Available Workforce	# of Grads Employed	Employment Rate	# of Full-time Employed Grads	Full-time Employment Rate
1	1	100%	1	100%

Location of Employment

Saskatoon	Regina	Moose Jaw	Prince Albert	Elsewhere in Sask	Outside Sask
0%	0%	0%	100%	0%	0%

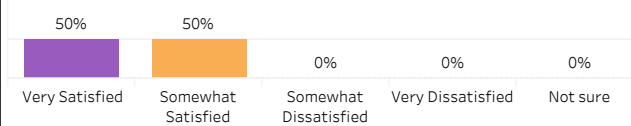
Average Annual Salary

Overall (\$)	29,120
Full-time Training Related (\$)	29,120

Salary by Location

	Overall (\$)	Full-time Training Related (\$)
Prince Albert	29,120	29,120

Overall Satisfaction with Program



Satisfaction with Sask Polytech

Satisfied with the decision to attend Sask Polytech	Recommend program to others	Recommend Sask Polytech to others
100%	50%	100%

Satisfaction with Campus Facilities & Services

■ Satisfied
 ■ Dissatisfied
 ■ Not sure

Campus facilities



Campus activities



Instruction delivered



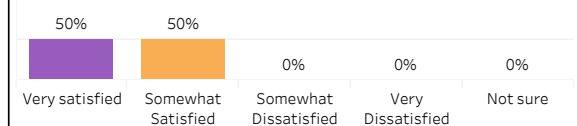
Student support services



Educational experience




Relevance of Program to Field of Employment

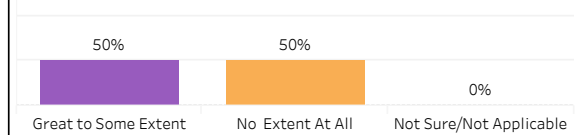


Program Benefits

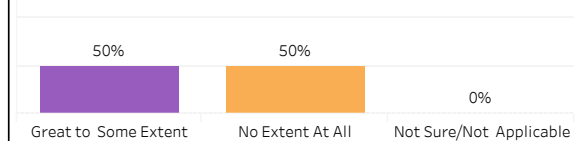
Skills and knowledge relevant in the workplace



Improved earning potential



Improved employment opportunities



Location of Current Residence

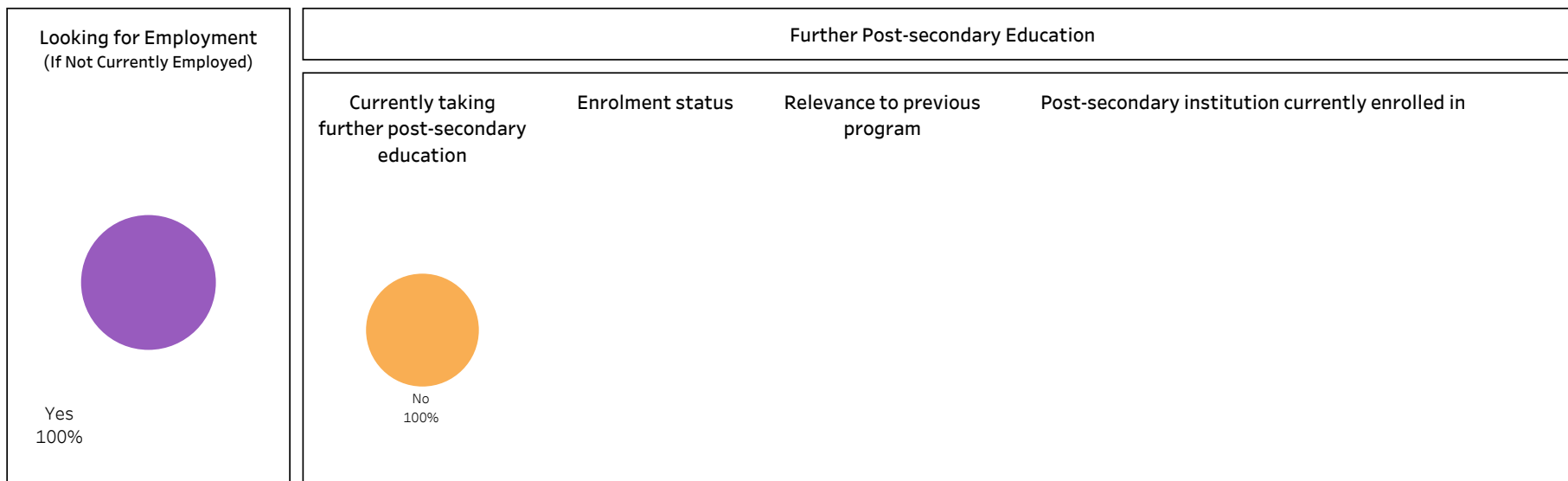
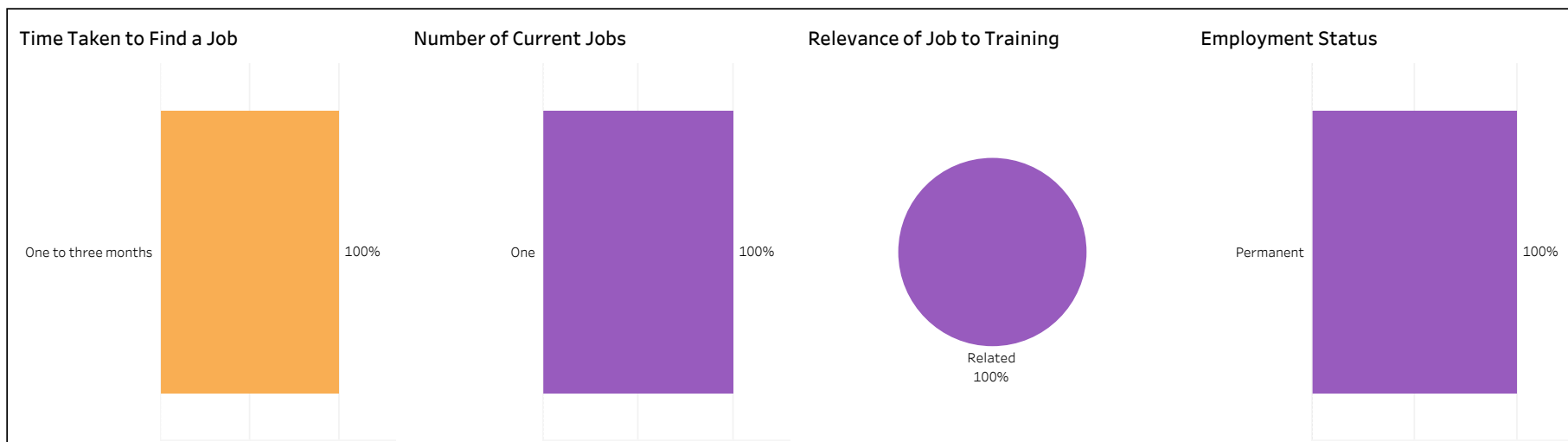
Regina	Prince Albert
50%	50%



2017-18 Graduate Follow-up Survey

Campus: **Prince Albert**; School: **Information & Communication Technology**; Program: **Media Arts Production**; Credential: **DIP**; Program Type: **Base**

Number of Respondents:
2





2017-18 Graduate Follow-up Survey

Campus: **Prince Albert**; School: **Information & Communication Technology**; Program: **New Media Communications**; Credential: **CERT**; Program Type: **Base**

Number of Respondents:
1

Class of Graduates
2017-18

School
Information & Communi..
Campus
Prince Albert

Program
New Media Communica..

Credential
CERT

Base/Con Ed/Brokered
Base

Indigenous
All

Overall Employment

Available Workforce	# of Grads Employed	Employment Rate	# of Full-time Employed	Full-time Employment Rate
1	1	100%	1	100%

Training Related Employment

Available Workforce	# of Grads Employed	Employment Rate	# of Full-time Employed Grads	Full-time Employment Rate
1	1	100%	1	100%

Location of Employment

Saskatoon	Regina	Moose Jaw	Prince Albert	Elsewhere in Sask	Outside Sask
100%	0%	0%	0%	0%	0%

Average Annual Salary

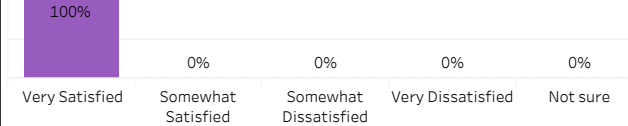
Overall (\$)
Full-time Training Related (\$)

Salary by Location

Overall (\$)
Full-time Training Related (\$)

Saskatoon

Overall Satisfaction with Program



Satisfaction with Sask Polytech

Satisfied with the decision to attend Sask Polytech	Recommend program to others	Recommend Sask Polytech to others
100%	100%	100%

Satisfaction with Campus Facilities & Services

■ Satisfied ■ Dissatisfied ■ Not sure

Campus facilities



Campus activities



Instruction delivered



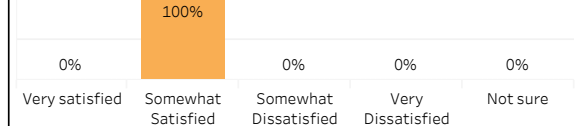
Student support services



Educational experience

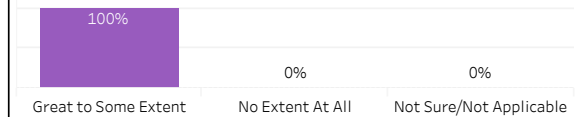


Relevance of Program to Field of Employment

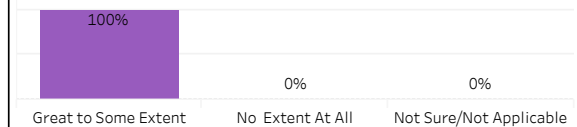


Program Benefits

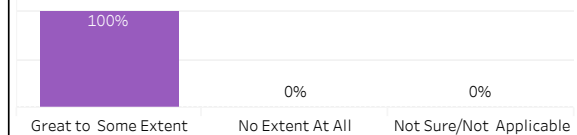
Skills and knowledge relevant in the workplace



Improved earning potential



Improved employment opportunities



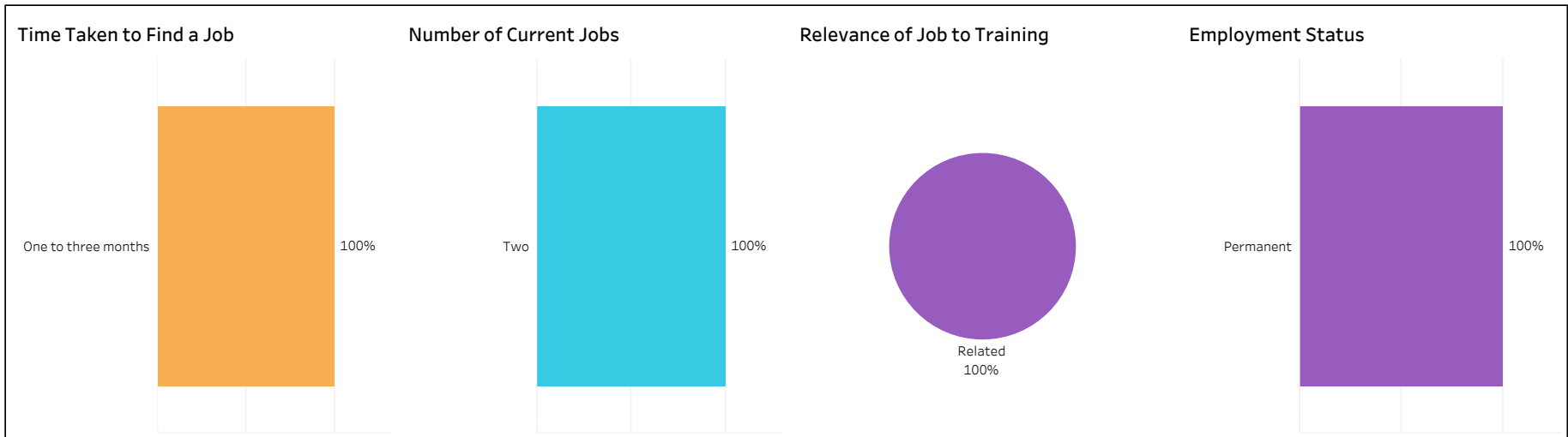
Location of Current Residence

Saskatoon
100%

2017-18 Graduate Follow-up Survey


Campus: **Prince Albert**; School: **Information & Communication Technology**; Program: **New Media Communications**; Credential: **CERT**; Program Type: **Base**

Number of Respondents:
1



Looking for Employment
(If Not Currently Employed)

Further Post-secondary Education





2017-18 Graduate Follow-up Survey

Campus: **Prince Albert**; School: **Information & Communication Technology**; Program: **New Media Communications**; Credential: **DIP**; Program Type: **Base**

Number of Respondents:
2

Class of Graduates
2017-18

School
Information & Communi..
Campus
Prince Albert

Program
New Media Communica..

Credential
DIP

Base/Con Ed/Brokered
Base

Indigenous
All

Overall Employment

Available Workforce	# of Grads Employed	Employment Rate	# of Full-time Employed	Full-time Employment Rate
2	2	100%	2	100%

Training Related Employment

Available Workforce	# of Grads Employed	Employment Rate	# of Full-time Employed Grads	Full-time Employment Rate
2	1	50%	1	50%

Location of Employment

Saskatoon	Regina	Moose Jaw	Prince Albert	Elsewhere in Sask	Outside Sask
50%	0%	0%	0%	0%	50%

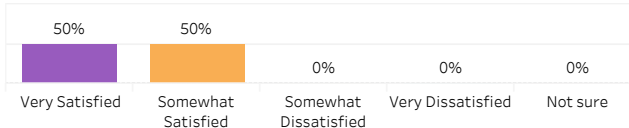
Average Annual Salary

Overall (\$)	38,500
Full-time Training Related (\$)	38,500

Salary by Location

	Overall (\$)	Full-time Training Related (\$)
Saskatoon	38,500	38,500
Elsewhere in Canada		

Overall Satisfaction with Program



Satisfaction with Sask Polytech

Satisfied with the decision to attend Sask Polytech	Recommend program to others	Recommend Sask Polytech to others
100%	50%	100%

Satisfaction with Campus Facilities & Services

■ Satisfied
 ■ Dissatisfied
 ■ Not sure

Campus facilities



Campus activities



Instruction delivered



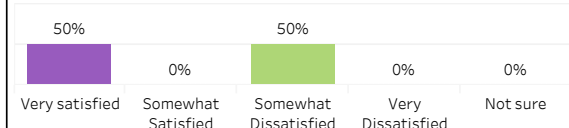
Student support services



Educational experience

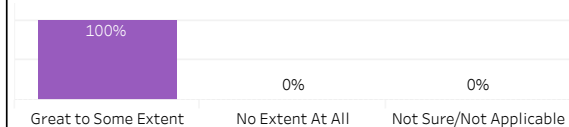


Relevance of Program to Field of Employment




Program Benefits

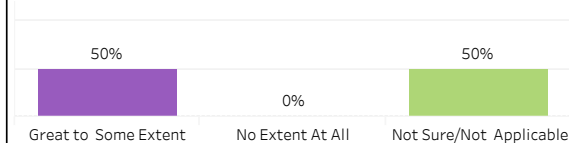
Skills and knowledge relevant in the workplace



Improved earning potential



Improved employment opportunities



Location of Current Residence

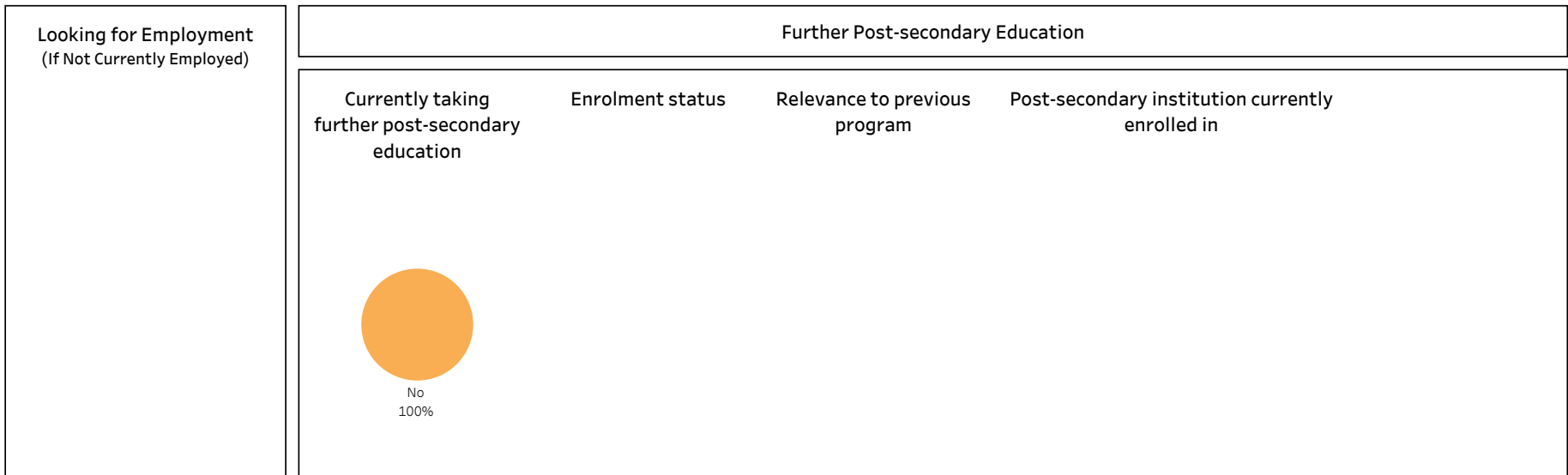
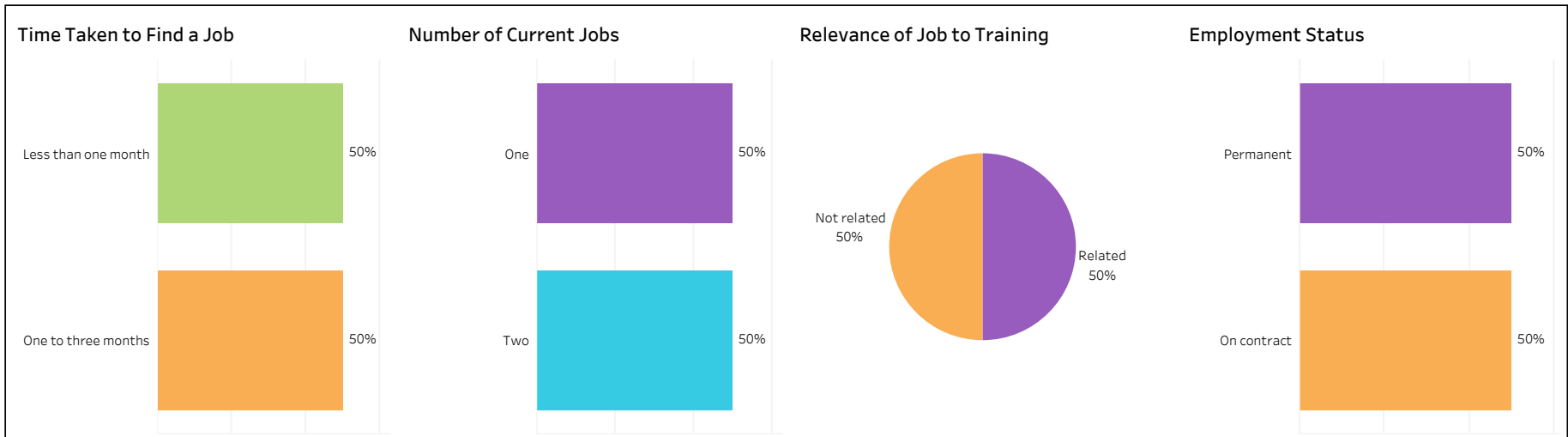
Saskatoon	Regina
50%	50%



2017-18 Graduate Follow-up Survey

Campus: **Prince Albert**; School: **Information & Communication Technology**; Program: **New Media Communications**; Credential: **DIP**; Program Type: **Base**

Number of Respondents:
2





2017-18 Graduate Follow-up Survey

Campus: **Regina**; School: **Information & Communication Technology**; Program: **Telecom/Networking Technician**; Credential: **CERT**; Program Type: **Base**

Number of Respondents:
12

Class of Graduates
2017-18

School
Information & Communi..
Campus
Regina

Program
Telecom/Networking Te..
Credential
CERT

Base/Con Ed/Brokered
Base

Indigenous
All

Overall Employment

Available Workforce	# of Grads Employed	Employment Rate	# of Full-time Employed	Full-time Employment Rate
11	10	91%	9	82%

Training Related Employment

Available Workforce	# of Grads Employed	Employment Rate	# of Full-time Employed Grads	Full-time Employment Rate
11	9	82%	8	73%

Location of Employment

Saskatoon	Regina	Moose Jaw	Prince Albert	Elsewhere in Sask	Outside Sask
10%	70%	10%	0%	0%	10%

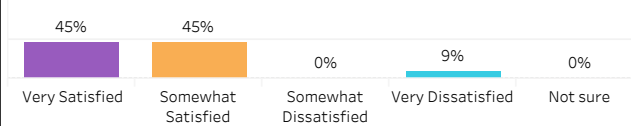
Average Annual Salary

Overall (\$)	51,990
Full-time Training Related (\$)	56,488

Salary by Location

	Overall (\$)	Full-time Training Related (\$)
Saskatoon	91,520	91,520
Regina	41,150	46,533
Moose Jaw	55,809	55,809
Alberta	52,000	52,000

Overall Satisfaction with Program



Satisfaction with Sask Polytech

Satisfied with the decision to attend Sask Polytech	Recommend program to others	Recommend Sask Polytech to others
91%	73%	91%

Satisfaction with Campus Facilities & Services

■ Satisfied
 ■ Dissatisfied
 ■ Not sure

Campus facilities



Campus activities



Instruction delivered



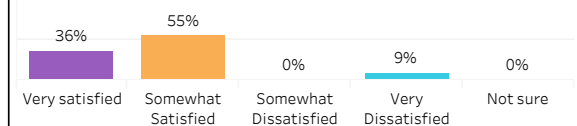
Student support services



Educational experience

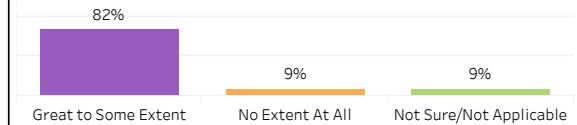


Relevance of Program to Field of Employment

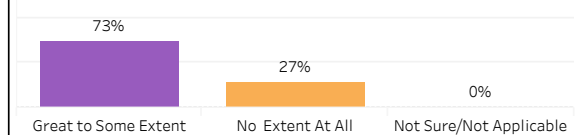


Program Benefits

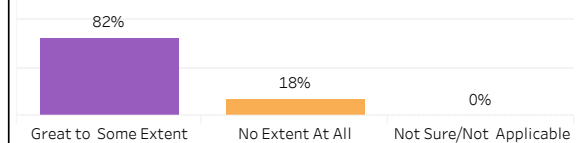
Skills and knowledge relevant in the workplace



Improved earning potential



Improved employment opportunities



Location of Current Residence

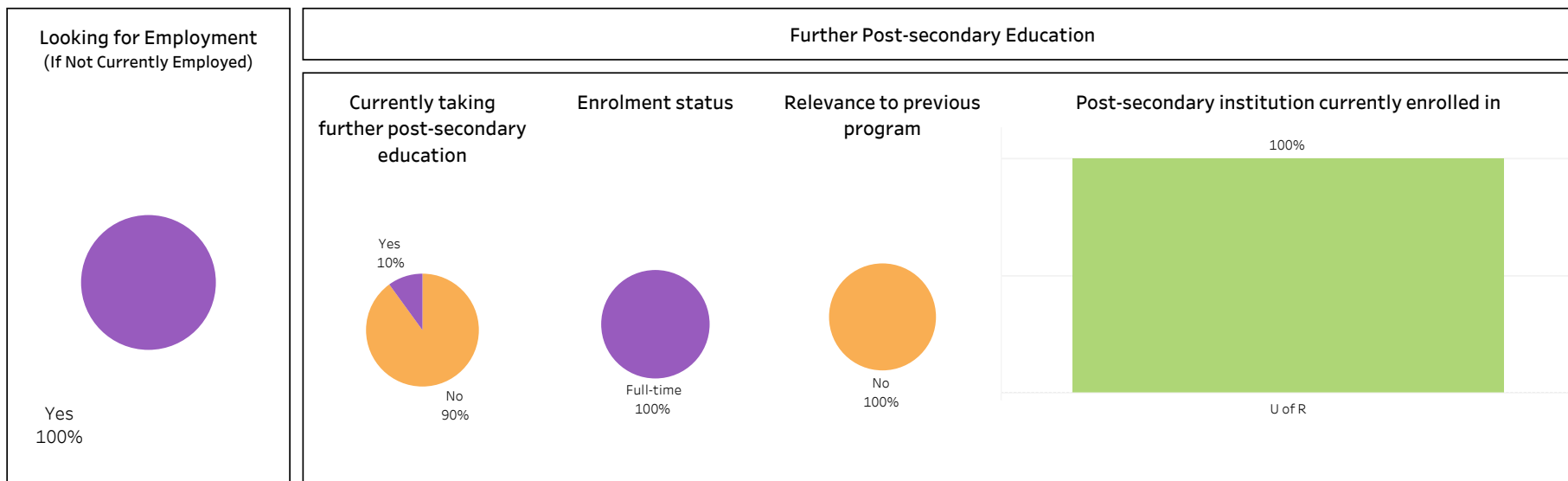
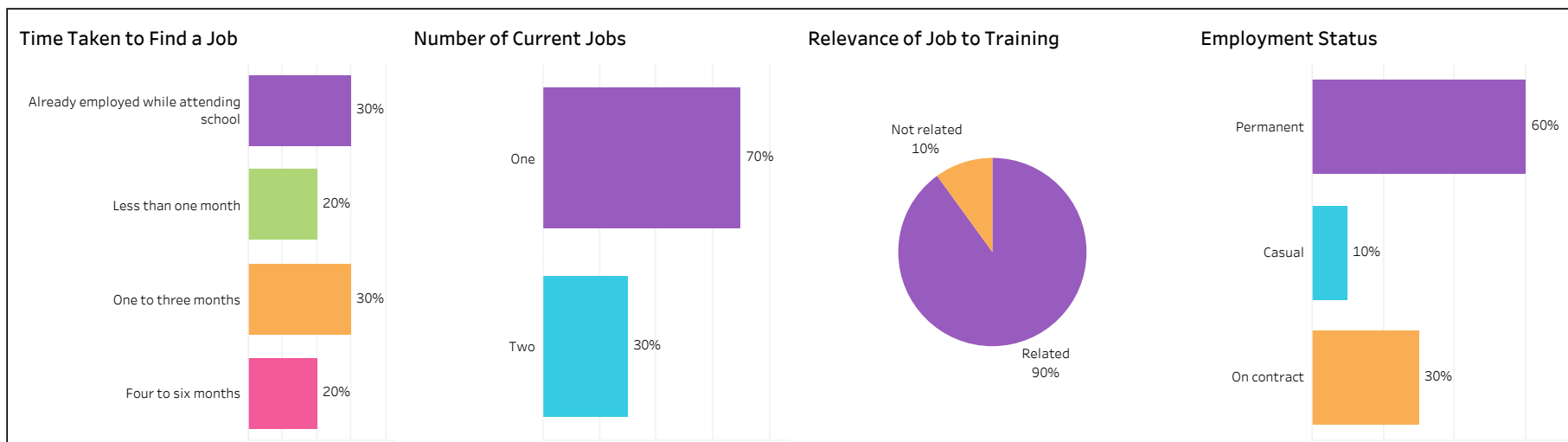
Saskatoon	Regina	Moose Jaw	Outside Sask
9%	73%	9%	9%



2017-18 Graduate Follow-up Survey

Campus: **Regina**; School: **Information & Communication Technology**; Program: **Telecom/Networking Technician**; Credential: **CERT**; Program Type: **Base**

Number of Respondents:
12





2017-18 Graduate Follow-up Survey

Campus: **Prince Albert**; School: **Information & Communication Technology**; Program: **Web Site Design & Development**; Credential: **APCERT**; Program Type: **Base**

Number of Respondents:
4

Class of Graduates
2017-18

School
Information & Communi..

Campus
Prince Albert

Program
Web Site Design & Deve..

Credential
APCERT

Base/Con Ed/Brokered
Base

Indigenous
All

Overall Employment

Available Workforce	# of Grads Employed	Employment Rate	# of Full-time Employed	Full-time Employment Rate
4	4	100%	3	75%

Training Related Employment

Available Workforce	# of Grads Employed	Employment Rate	# of Full-time Employed Grads	Full-time Employment Rate
4	1	25%	1	25%

Location of Employment

Saskatoon	Regina	Moose Jaw	Prince Albert	Elsewhere in Sask	Outside Sask
50%	0%	25%	25%	0%	0%

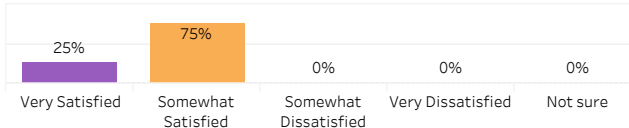
Average Annual Salary

Overall (\$)	27,600
Full-time Training Related (\$)	31,200

Salary by Location

	Overall (\$)	Full-time Training Related (\$)
Saskatoon	27,600	31,200
Moose Jaw		
Prince Albert		

Overall Satisfaction with Program



Satisfaction with Sask Polytech

Satisfied with the decision to attend Sask Polytech	Recommend program to others	Recommend Sask Polytech to others
100%	75%	100%

Satisfaction with Campus Facilities & Services

■ Satisfied
 ■ Dissatisfied
 ■ Not sure

Campus facilities



Campus activities



Instruction delivered



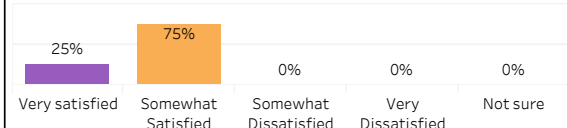
Student support services



Educational experience

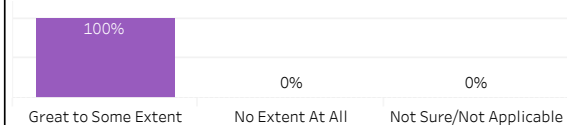


Relevance of Program to Field of Employment

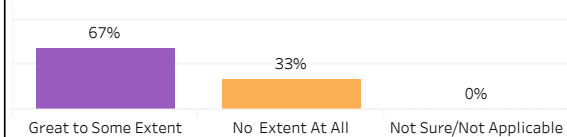


Program Benefits

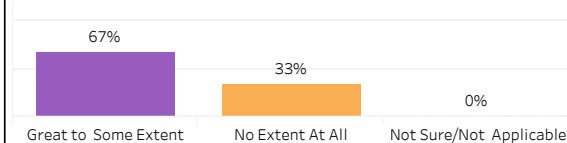
Skills and knowledge relevant in the workplace



Improved earning potential



Improved employment opportunities



Location of Current Residence

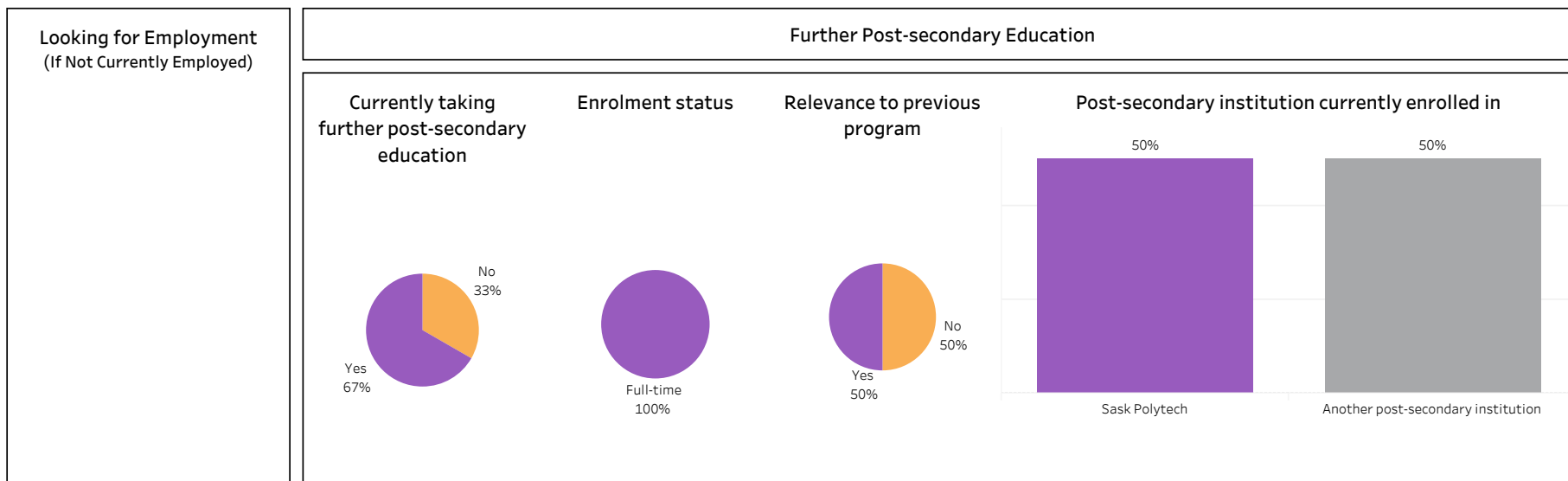
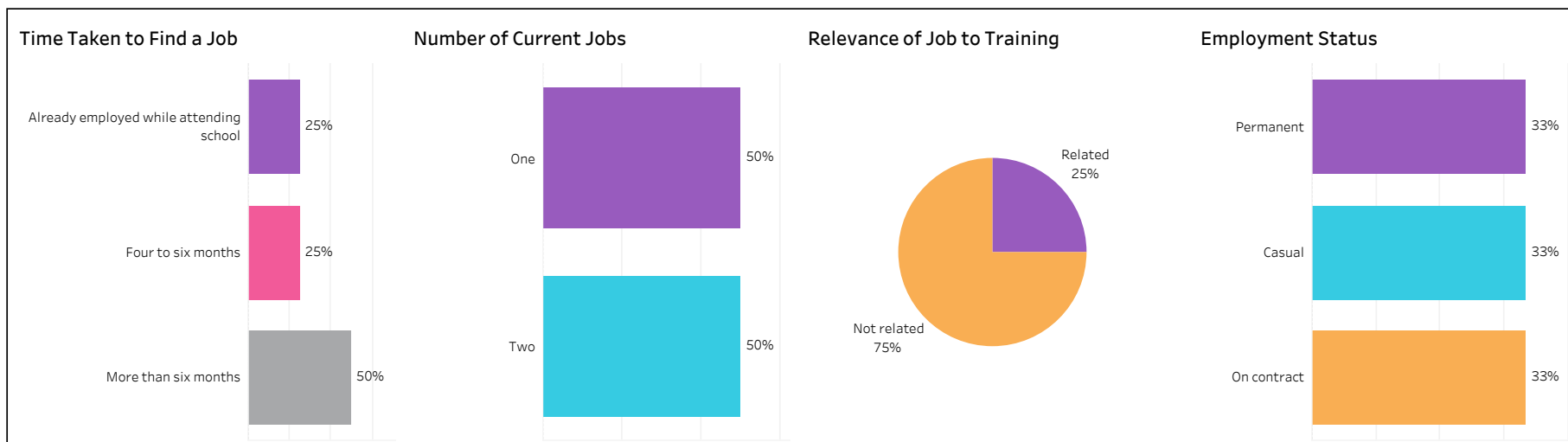
Saskatoon	Moose Jaw	Prince Albert
50%	25%	25%



2017-18 Graduate Follow-up Survey

Campus: **Prince Albert**; School: **Information & Communication Technology**; Program: **Web Site Design & Development**; Credential: **APCERT**; Program Type: **Base**

Number of Respondents:
4



School of Mining, Energy & Manufacturing



2017-18 Graduate Follow-up Survey

Campus: **All**; School: **Mining, Energy & Manufacturing**; Program: **All**; Credential: **All**;
Program Type: **All**

Number of Respondents:
345

Class of Graduates
2017-18

School
Mining, Energy & Manuf..
Campus
All

Program
All

Credential
All

Base/Con Ed/Brokered
All

Indigenous
All

Overall Employment

Available Workforce	# of Grads Employed	Employment Rate	# of Full-time Employed	Full-time Employment Rate
336	296	88%	278	83%

Training Related Employment

Available Workforce	# of Grads Employed	Employment Rate	# of Full-time Employed Grads	Full-time Employment Rate
336	228	68%	222	66%

Location of Employment

Saskatoon	Regina	Moose Jaw	Prince Albert	Elsewhere in Sask	Outside Sask
29%	23%	2%	2%	36%	8%

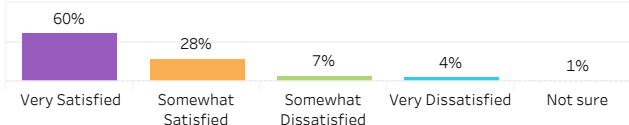
Average Annual Salary

Overall (\$)	58,119
Full-time Training Related (\$)	58,465

Salary by Location

	Overall (\$)	Full-time Training Related (\$)
Saskatoon	49,618	51,459
Regina	54,758	55,611
Moose Jaw	57,513	79,120
Prince Albert	59,707	78,334
Elsewhere in SK	67,387	65,427
Alberta	57,593	58,712
British Columbia	39,173	50,960
Manitoba	69,001	60,501
Ontario	45,000	45,000

Overall Satisfaction with Program



Satisfaction with Sask Polytech

Satisfied with the decision to attend Sask Polytech	Recommend program to others	Recommend Sask Polytech to others
91%	85%	92%

Satisfaction with Campus Facilities & Services

■ Satisfied
 ■ Dissatisfied
 ■ Not sure

Campus facilities



Campus activities



Instruction delivered



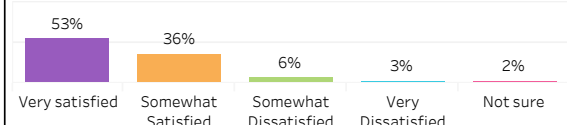
Student support services



Educational experience

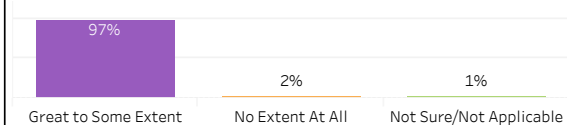


Relevance of Program to Field of Employment

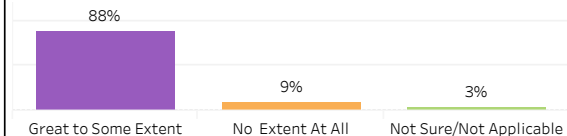


Program Benefits

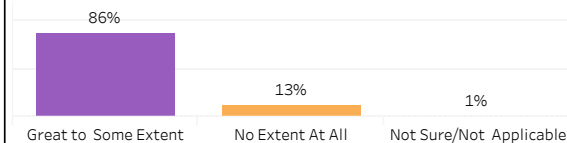
Skills and knowledge relevant in the workplace



Improved earning potential



Improved employment opportunities



Location of Current Residence

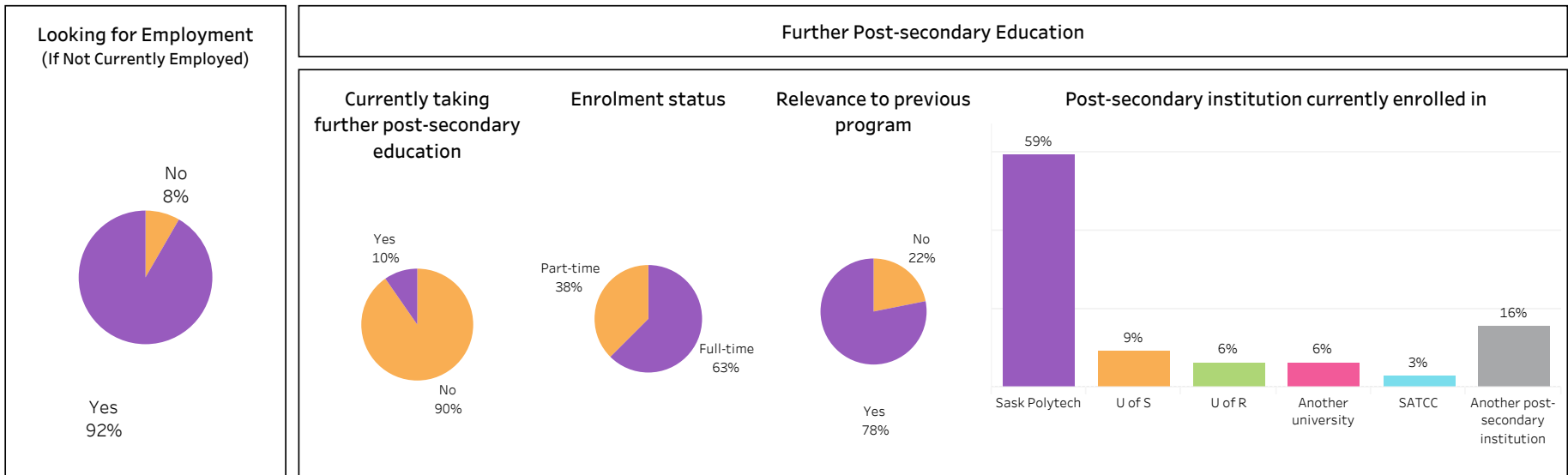
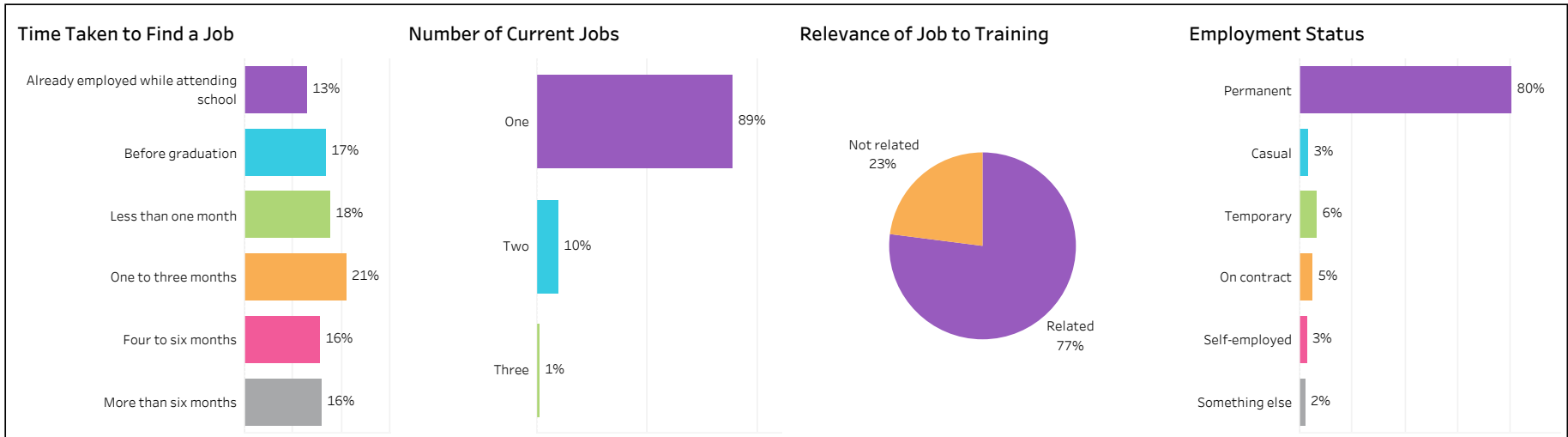
Saskatoon	Regina	Moose Jaw	Prince Albert	Elsewhere in Sask	Outside Sask
33%	22%	4%	4%	31%	6%



2017-18 Graduate Follow-up Survey

Campus: **All**; School: **Mining, Energy & Manufacturing**; Program: **All**; Credential: **All**;
Program Type: **All**

Number of Respondents:
345





2017-18 Graduate Follow-up Survey

Campus: **All**; School: **Mining, Energy & Manufacturing**; Program: **All**; Credential: **All**;
Program Type: **Base**

Number of Respondents:
250

Class of Graduates
2017-18

School
Mining, Energy & Manuf..
Campus
All

Program
All

Credential
All

Base/Con Ed/Brokered
Base

Indigenous
All

Overall Employment

Available Workforce	# of Grads Employed	Employment Rate	# of Full-time Employed	Full-time Employment Rate
246	227	92%	216	88%

Training Related Employment

Available Workforce	# of Grads Employed	Employment Rate	# of Full-time Employed Grads	Full-time Employment Rate
246	182	74%	179	73%

Location of Employment

Saskatoon	Regina	Moose Jaw	Prince Albert	Elsewhere in Sask	Outside Sask
35%	26%	2%	3%	27%	7%

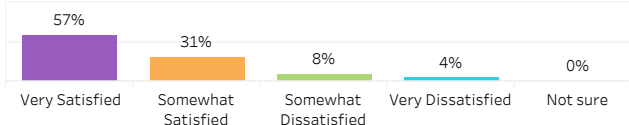
Average Annual Salary

Overall (\$)	57,365
Full-time Training Related (\$)	59,356

Salary by Location

	Overall (\$)	Full-time Training Related (\$)
Saskatoon	50,507	51,752
Regina	54,767	55,770
Moose Jaw	57,513	79,120
Prince Albert	59,707	78,334
Elsewhere in SK	69,687	72,392
Alberta	51,720	51,627
British Columbia	39,173	50,960
Manitoba	70,572	54,095
Ontario	45,000	45,000

Overall Satisfaction with Program



Satisfaction with Sask Polytech

Satisfied with the decision to attend Sask Polytech	Recommend program to others	Recommend Sask Polytech to others
91%	84%	91%

Satisfaction with Campus Facilities & Services

■ Satisfied
 ■ Dissatisfied
 ■ Not sure

Campus facilities



Campus activities



Instruction delivered



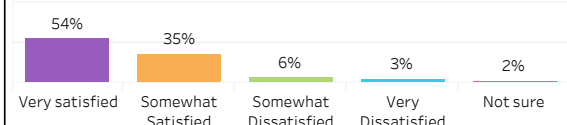
Student support services



Educational experience

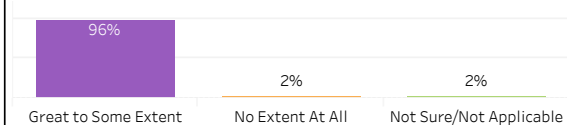


Relevance of Program to Field of Employment

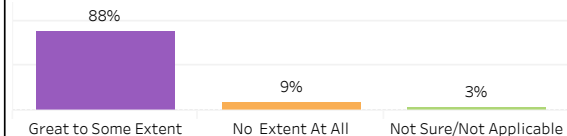


Program Benefits

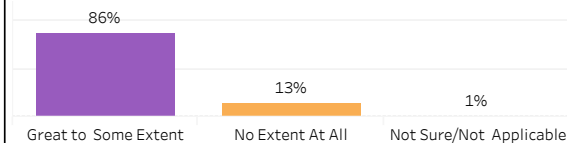
Skills and knowledge relevant in the workplace



Improved earning potential



Improved employment opportunities



Location of Current Residence

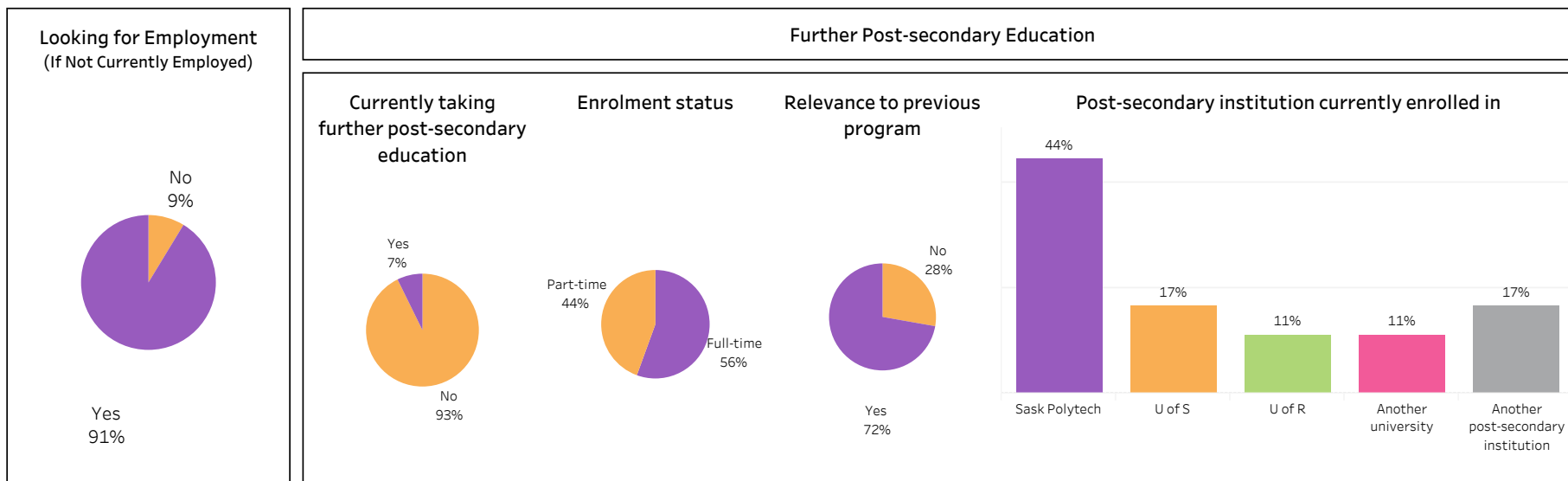
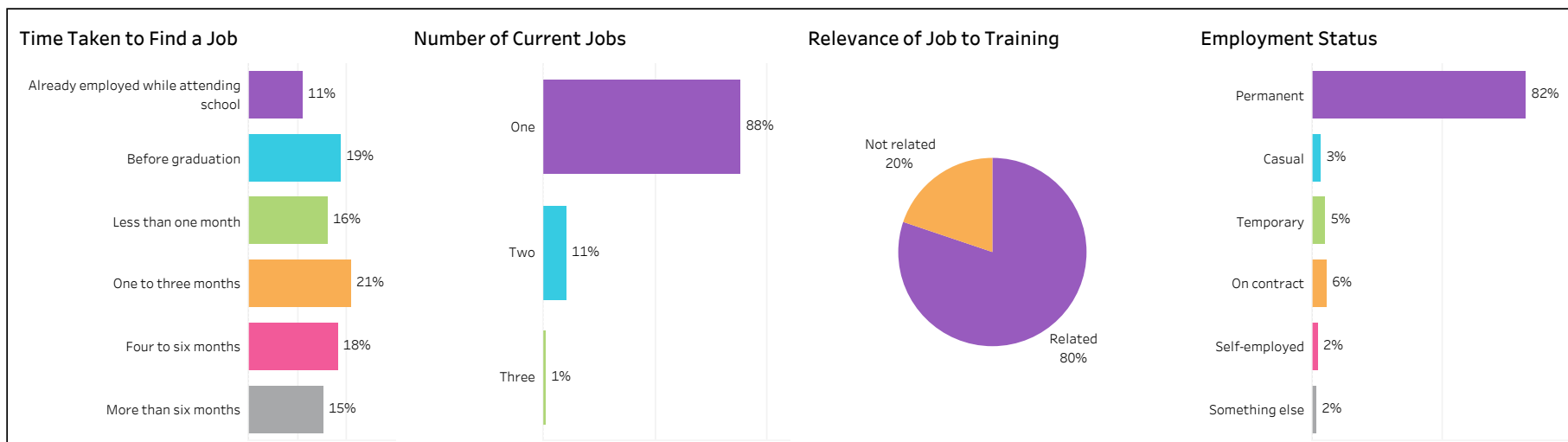
Saskatoon	Regina	Moose Jaw	Prince Albert	Elsewhere in Sask	Outside Sask
40%	25%	6%	5%	19%	6%



2017-18 Graduate Follow-up Survey

Campus: **All**; School: **Mining, Energy & Manufacturing**; Program: **All**; Credential: **All**;
Program Type: **Base**

Number of Respondents:
250





2017-18 Graduate Follow-up Survey

Campus: **All**; School: **Mining, Energy & Manufacturing**; Program: **All**; Credential: **All**;
Program Type: **Con Ed - Sask Polytech Delivered**

Number of Respondents:
11

Class of Graduates
2017-18

School
Mining, Energy & Manuf..
Campus
All

Program
All

Credential
All

Base/Con Ed/Brokered
Con Ed - Sask Polytech Delivered

Indigenous
All

Overall Employment

Available Workforce	# of Grads Employed	Employment Rate	# of Full-time Employed	Full-time Employment Rate
11	10	91%	9	82%

Training Related Employment

Available Workforce	# of Grads Employed	Employment Rate	# of Full-time Employed Grads	Full-time Employment Rate
11	9	82%	8	73%

Location of Employment

Saskatoon	Regina	Moose Jaw	Prince Albert	Elsewhere in Sask	Outside Sask
20%	40%	0%	0%	40%	0%

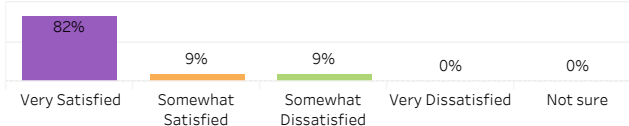
Average Annual Salary

Overall (\$)	48,155
Full-time Training Related (\$)	49,341

Salary by Location

	Overall (\$)	Full-time Training Related (\$)
Saskatoon	45,926	52,000
Regina	52,806	52,806
Elsewhere in SK	41,080	41,080

Overall Satisfaction with Program



Satisfaction with Sask Polytech

Satisfied with the decision to attend Sask Polytech	Recommend program to others	Recommend Sask Polytech to others
91%	90%	91%

Satisfaction with Campus Facilities & Services

■ Satisfied
 ■ Dissatisfied
 ■ Not sure

Campus facilities



Campus activities



Instruction delivered



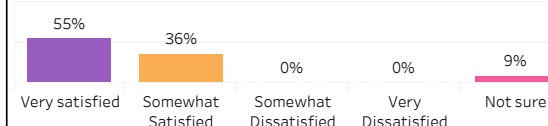
Student support services



Educational experience

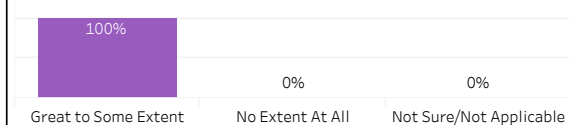


Relevance of Program to Field of Employment




Program Benefits

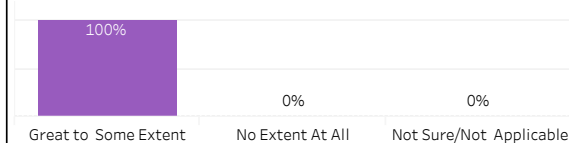
Skills and knowledge relevant in the workplace



Improved earning potential



Improved employment opportunities



Location of Current Residence

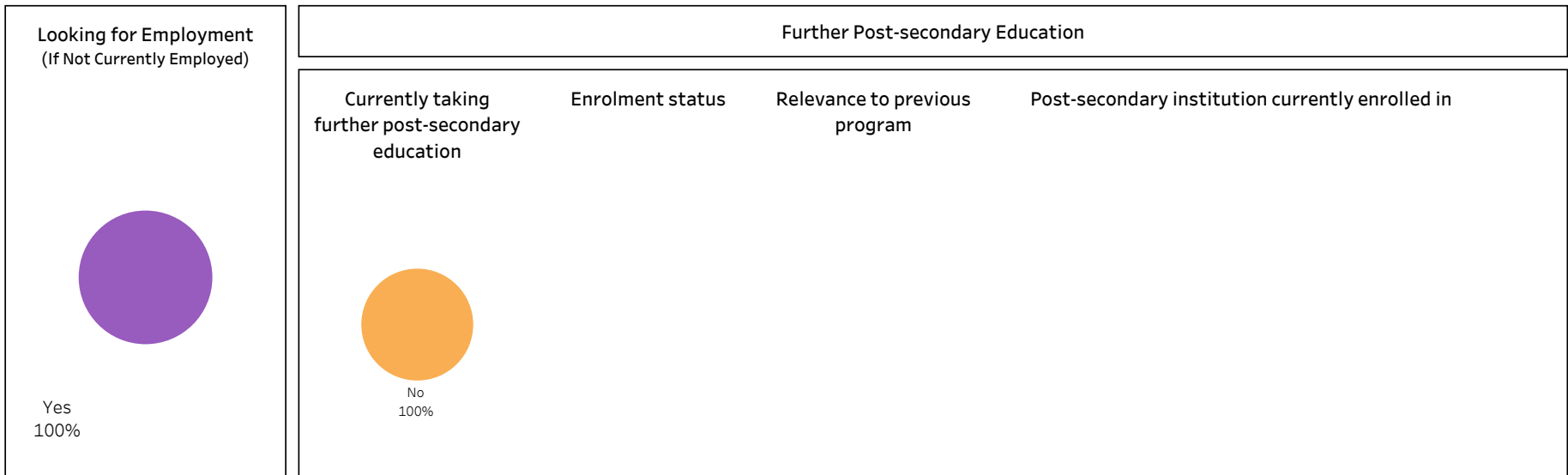
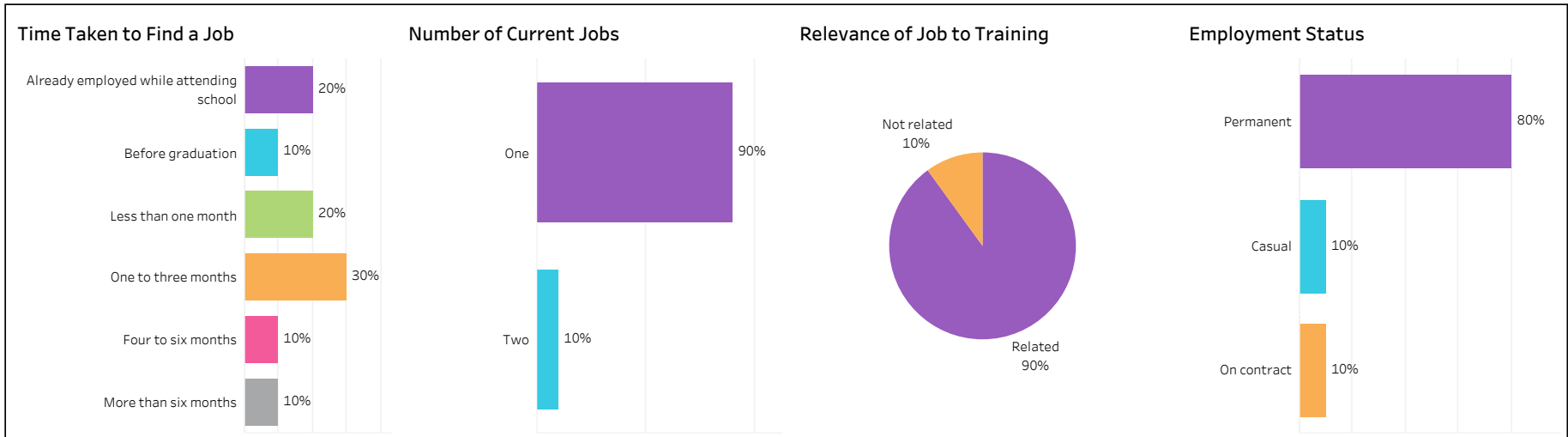
Saskatoon	Regina	Elsewhere in Sask
18%	64%	18%



2017-18 Graduate Follow-up Survey

Campus: **All**; School: **Mining, Energy & Manufacturing**; Program: **All**; Credential: **All**;
Program Type: **Con Ed - Sask Polytech Delivered**

Number of Respondents:
11





2017-18 Graduate Follow-up Survey

Campus: **All**; School: **Mining, Energy & Manufacturing**; Program: **All**; Credential: **All**;
Program Type: **Con Ed - Brokered**

Number of Respondents:
84

Class of Graduates
2017-18

School
Mining, Energy & Manuf..
Campus
All

Program
All

Credential
All

Base/Con Ed/Brokered
Con Ed - Brokered

Indigenous
All

Overall Employment

Available Workforce	# of Grads Employed	Employment Rate	# of Full-time Employed	Full-time Employment Rate
79	59	75%	53	67%

Training Related Employment

Available Workforce	# of Grads Employed	Employment Rate	# of Full-time Employed Grads	Full-time Employment Rate
79	37	47%	35	44%

Location of Employment

Saskatoon	Regina	Moose Jaw	Prince Albert	Elsewhere in Sask	Outside Sask
9%	9%	0%	0%	71%	12%

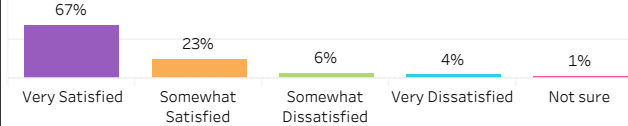
Average Annual Salary

Overall (\$)	62,501
Full-time Training Related (\$)	56,216

Salary by Location

	Overall (\$)	Full-time Training Related (\$)
Saskatoon	40,066	35,360
Regina	56,596	56,596
Elsewhere in SK	65,526	54,521
Alberta	69,340	69,340
British Columbia		
Manitoba	66,907	66,907

Overall Satisfaction with Program



Satisfaction with Sask Polytech

Satisfied with the decision to attend Sask Polytech	Recommend program to others	Recommend Sask Polytech to others
93%	87%	95%

Satisfaction with Campus Facilities & Services

■ Satisfied
 ■ Dissatisfied
 ■ Not sure

Campus facilities



Campus activities



Instruction delivered



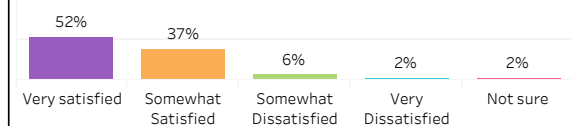
Student support services



Educational experience

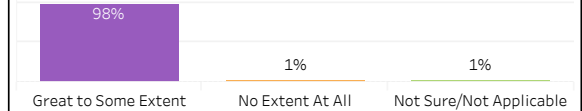


Relevance of Program to Field of Employment

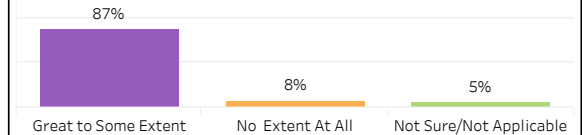


Program Benefits

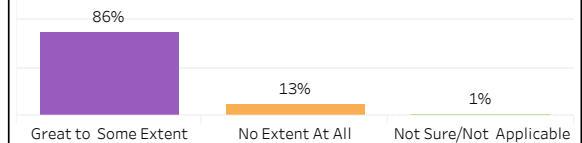
Skills and knowledge relevant in the workplace



Improved earning potential



Improved employment opportunities



Location of Current Residence

Saskatoon	Regina	Prince Albert	Elsewhere in Sask	Outside Sask
17%	6%	1%	69%	7%

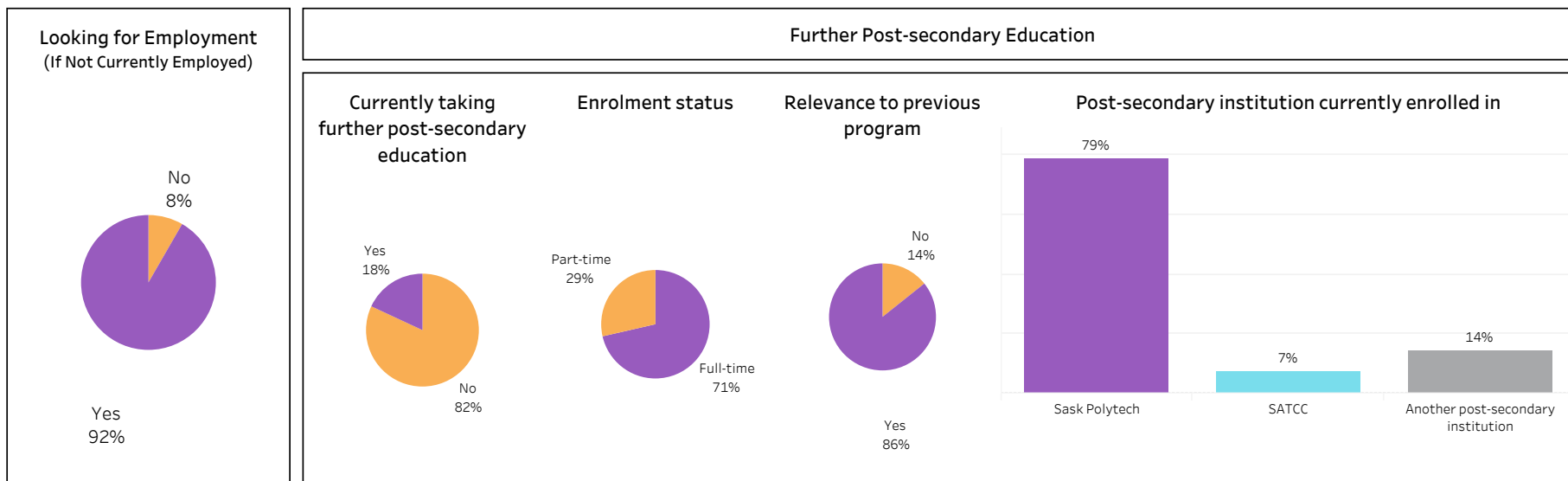
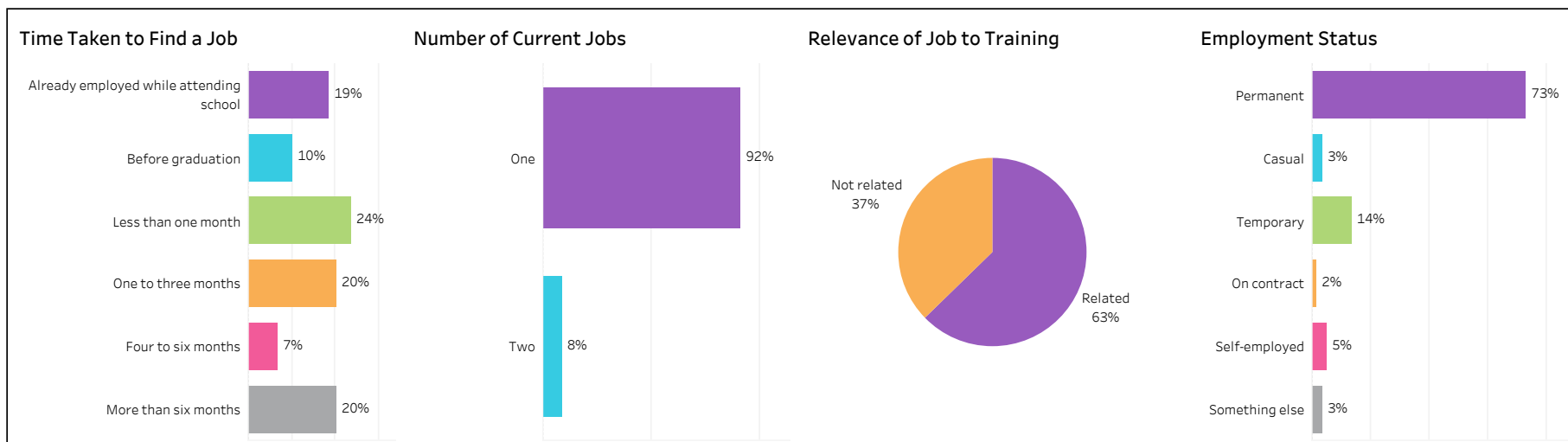


2017-18 Graduate Follow-up Survey

Campus: **All**; School: **Mining, Energy & Manufacturing**; Program: **All**; Credential: **All**;

Program Type: **Con Ed - Brokered**

Number of Respondents:
84





2017-18 Graduate Follow-up Survey

Campus: **Regina**; School: **Mining, Energy & Manufacturing**; Program: **Building Systems Technician**; Credential: **CERT**; Program Type: **Base**

Number of Respondents:
14

Class of Graduates
2017-18

School
Mining, Energy & Manuf..
Campus
Regina

Program
Building Systems Techn..
Credential
CERT

Base/Con Ed/Brokered
Base

Indigenous
All

Overall Employment

Available Workforce	# of Grads Employed	Employment Rate	# of Full-time Employed	Full-time Employment Rate
14	14	100%	14	100%

Training Related Employment

Available Workforce	# of Grads Employed	Employment Rate	# of Full-time Employed Grads	Full-time Employment Rate
14	13	93%	13	93%

Location of Employment

Saskatoon	Regina	Moose Jaw	Prince Albert	Elsewhere in Sask	Outside Sask
7%	93%	0%	0%	0%	0%

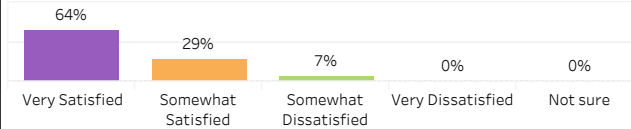
Average Annual Salary

Overall (\$)	53,835
Full-time Training Related (\$)	55,018

Salary by Location

	Overall (\$)	Full-time Training Related (\$)
Saskatoon	81,120	81,120
Regina	51,106	52,118

Overall Satisfaction with Program



Satisfaction with Sask Polytech

Satisfied with the decision to attend Sask Polytech	Recommend program to others	Recommend Sask Polytech to others
100%	93%	100%

Satisfaction with Campus Facilities & Services

■ Satisfied
 ■ Dissatisfied
 ■ Not sure

Campus facilities



Campus activities



Instruction delivered



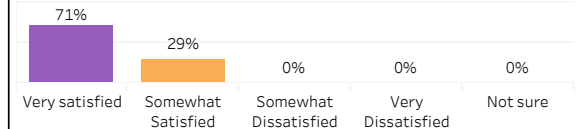
Student support services



Educational experience

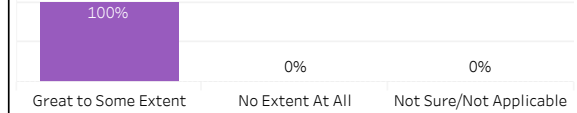


Relevance of Program to Field of Employment

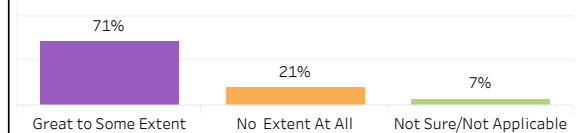


Program Benefits


Skills and knowledge relevant in the workplace



Improved earning potential



Improved employment opportunities



Location of Current Residence

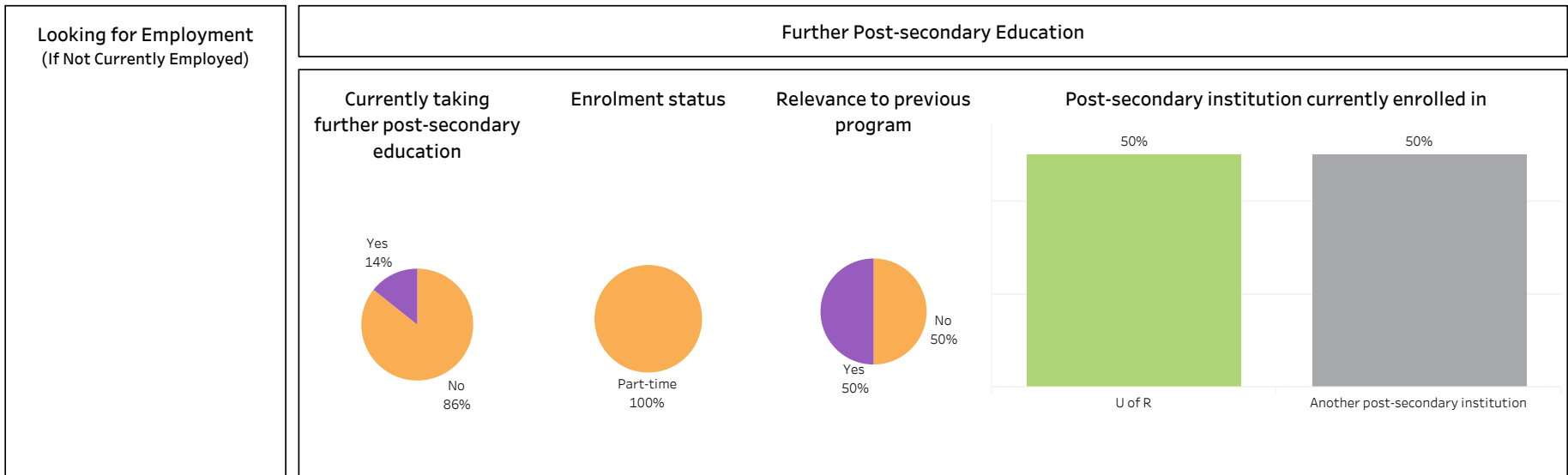
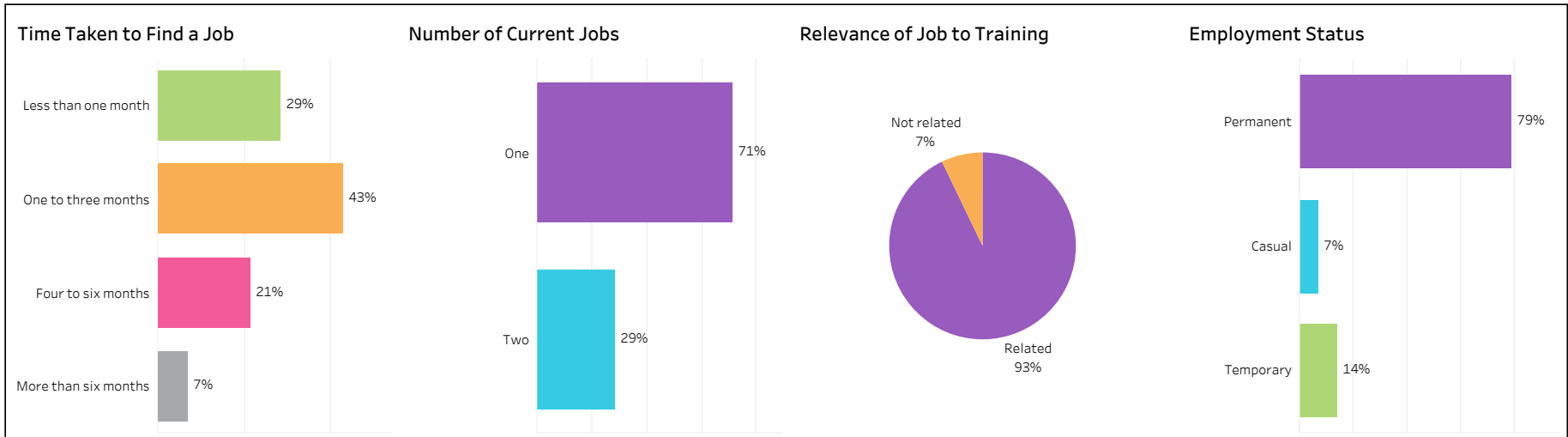
Saskatoon	Regina
7%	93%



2017-18 Graduate Follow-up Survey

Campus: **Regina**; School: **Mining, Energy & Manufacturing**; Program: **Building Systems Technician**; Credential: **CERT**; Program Type: **Base**

Number of Respondents:
14





2017-18 Graduate Follow-up Survey

Campus: **Saskatoon**; School: **Mining, Energy & Manufacturing**; Program: **CAD/CAM Engineering Technology**; Credential: **DIP**; Program Type: **Base**

Number of Respondents:
12

Class of Graduates
2017-18

School
Mining, Energy & Manuf..
Campus
Saskatoon

Program
CAD/CAM Engineering T..
Credential
DIP

Base/Con Ed/Brokered
Base

Indigenous
All

Overall Employment

Available Workforce	# of Grads Employed	Employment Rate	# of Full-time Employed	Full-time Employment Rate
11	9	82%	9	82%

Training Related Employment

Available Workforce	# of Grads Employed	Employment Rate	# of Full-time Employed Grads	Full-time Employment Rate
11	9	82%	9	82%

Location of Employment

Saskatoon	Regina	Moose Jaw	Prince Albert	Elsewhere in Sask	Outside Sask
67%	22%	0%	0%	11%	0%

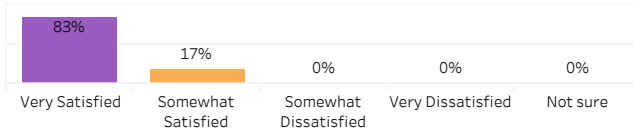
Average Annual Salary

Overall (\$)	47,957
Full-time Training Related (\$)	47,957

Salary by Location

	Overall (\$)	Full-time Training Related (\$)
Saskatoon	41,300	41,300
Regina	49,500	49,500
Elsewhere in SK	71,500	71,500

Overall Satisfaction with Program



Satisfaction with Sask Polytech

Satisfied with the decision to attend Sask Polytech	Recommend program to others	Recommend Sask Polytech to others
100%	100%	100%

Satisfaction with Campus Facilities & Services

■ Satisfied
 ■ Dissatisfied
 ■ Not sure

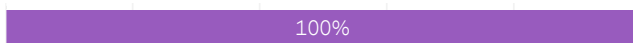
Campus facilities



Campus activities



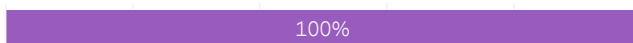
Instruction delivered



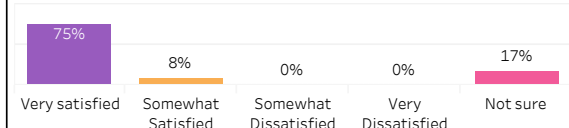
Student support services



Educational experience

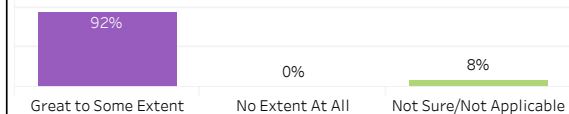


Relevance of Program to Field of Employment




Program Benefits

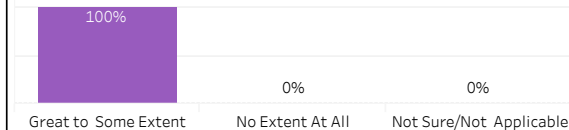
Skills and knowledge relevant in the workplace



Improved earning potential



Improved employment opportunities



Location of Current Residence

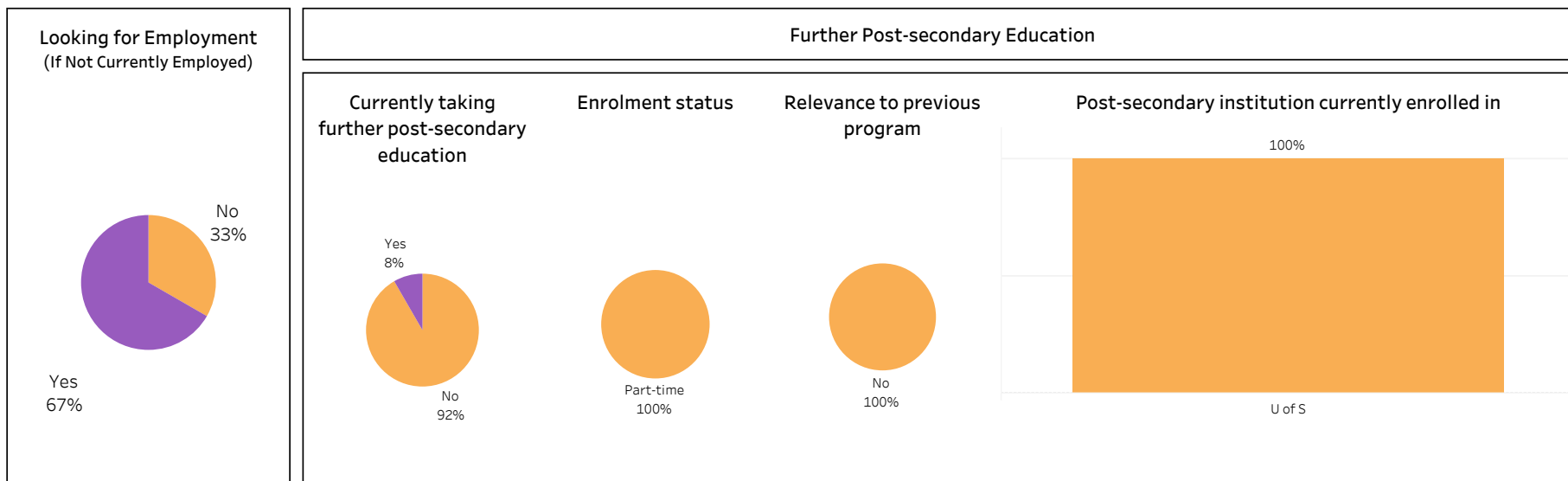
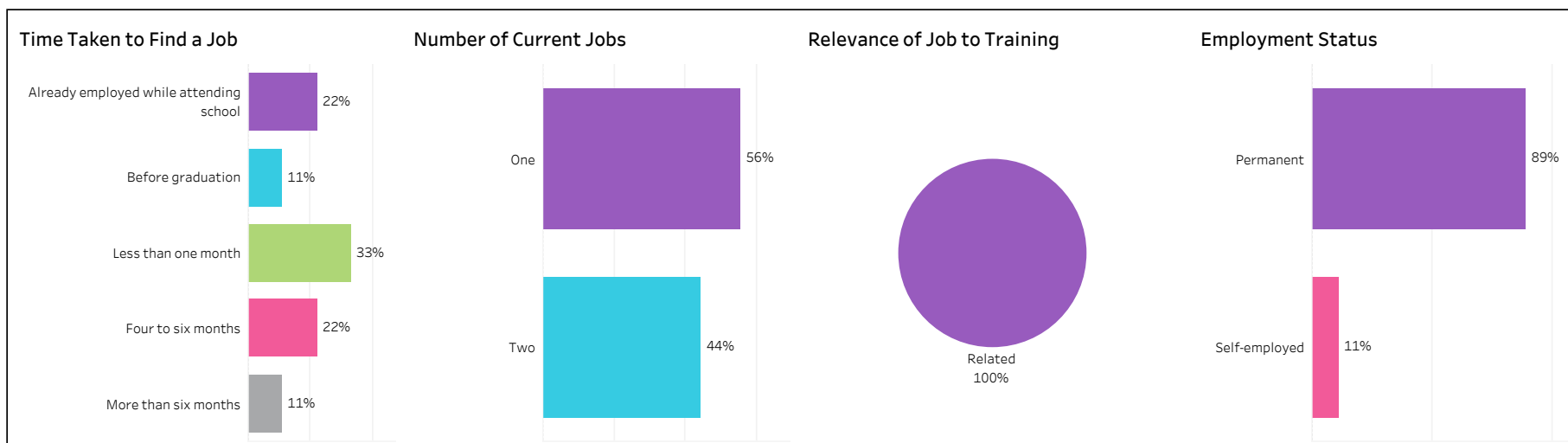
Saskatoon	Regina	Elsewhere in Sask
58%	17%	25%



2017-18 Graduate Follow-up Survey

Campus: **Saskatoon**; School: **Mining, Energy & Manufacturing**; Program: **CAD/CAM Engineering Technology**; Credential: **DIP**; Program Type: **Base**

Number of Respondents:
12





2017-18 Graduate Follow-up Survey

Campus: **Saskatoon**; School: **Mining, Energy & Manufacturing**; Program: **Chemical Technology**; Credential: **DIP**; Program Type: **Base**

Number of Respondents:
13

Class of Graduates
2017-18

School
Mining, Energy & Manuf..

Campus
Saskatoon

Program
Chemical Technology

Credential
DIP

Base/Con Ed/Brokered
Base

Indigenous
All

Overall Employment

Available Workforce	# of Grads Employed	Employment Rate	# of Full-time Employed	Full-time Employment Rate
13	11	85%	10	77%

Training Related Employment

Available Workforce	# of Grads Employed	Employment Rate	# of Full-time Employed Grads	Full-time Employment Rate
13	9	69%	8	62%

Location of Employment

Saskatoon	Regina	Moose Jaw	Prince Albert	Elsewhere in Sask	Outside Sask
50%	0%	0%	0%	50%	0%

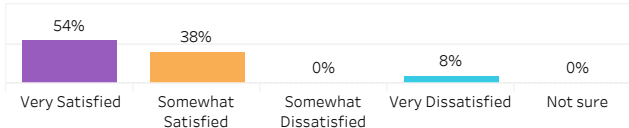
Average Annual Salary

Overall (\$)	59,458
Full-time Training Related (\$)	61,431

Salary by Location

	Overall (\$)	Full-time Training Related (\$)
Saskatoon	43,099	42,905
Elsewhere in SK	72,546	72,546

Overall Satisfaction with Program



Satisfaction with Sask Polytech

Satisfied with the decision to attend Sask Polytech	Recommend program to others	Recommend Sask Polytech to others
100%	92%	100%

Satisfaction with Campus Facilities & Services

■ Satisfied
 ■ Dissatisfied
 ■ Not sure

Campus facilities



Campus activities



Instruction delivered



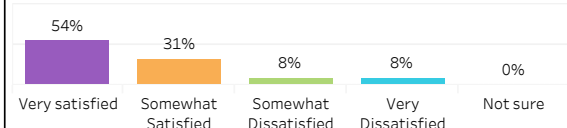
Student support services



Educational experience

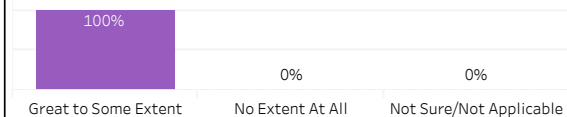


Relevance of Program to Field of Employment




Program Benefits

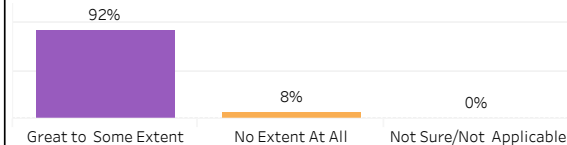
Skills and knowledge relevant in the workplace



Improved earning potential



Improved employment opportunities



Location of Current Residence

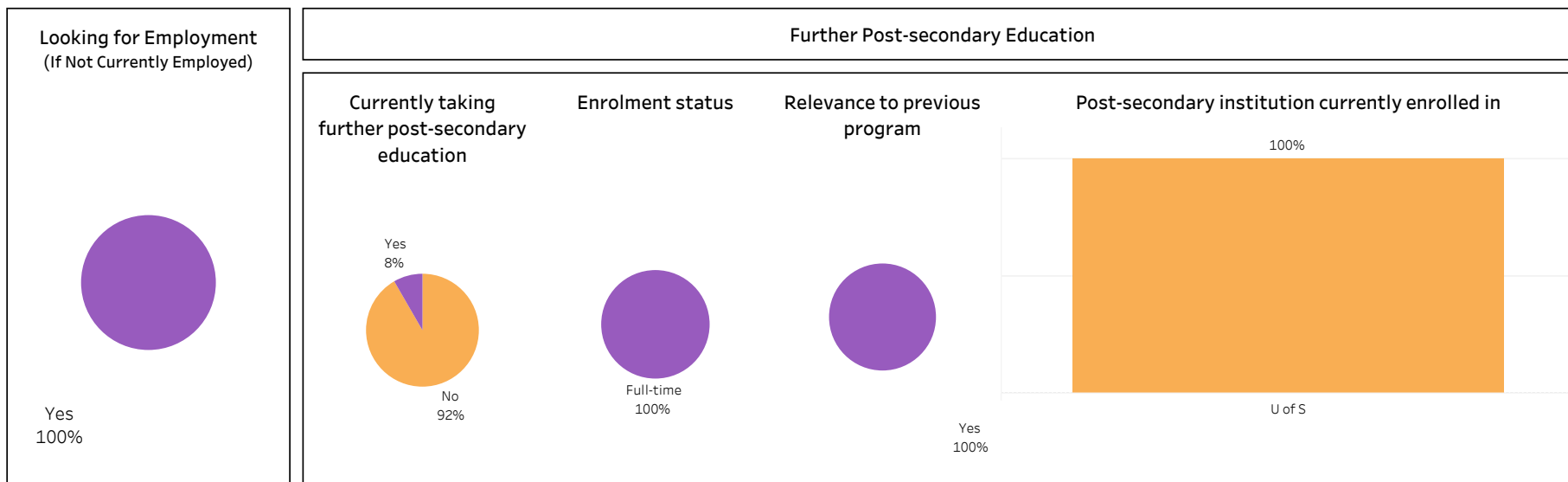
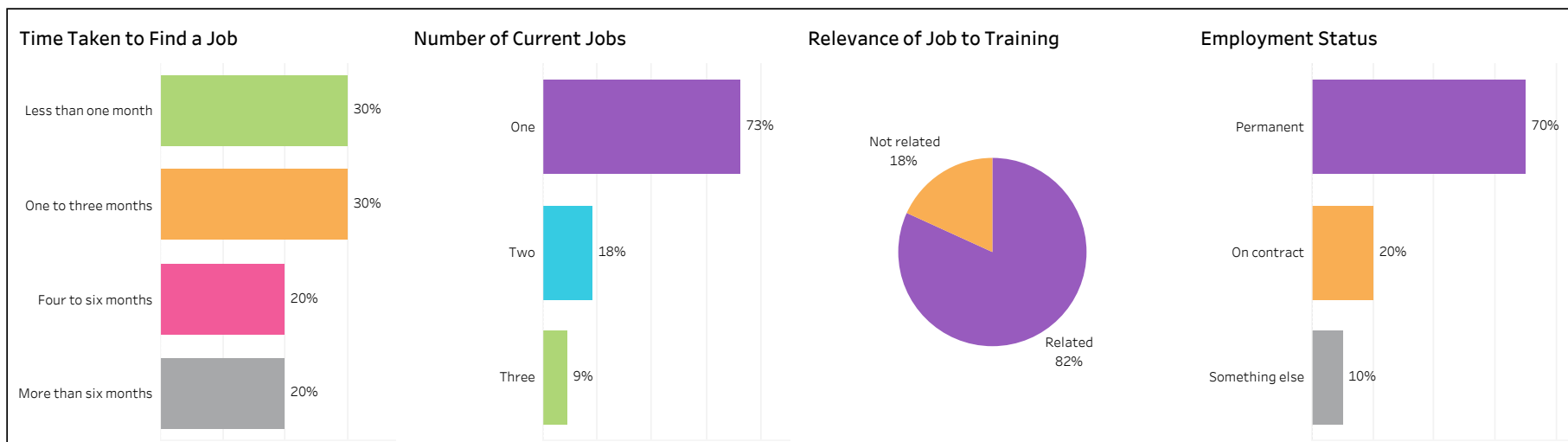
Saskatoon	Regina	Elsewhere in Sask
69%	8%	23%



2017-18 Graduate Follow-up Survey

Campus: **Saskatoon**; School: **Mining, Energy & Manufacturing**; Program: **Chemical Technology**; Credential: **DIP**; Program Type: **Base**

Number of Respondents:
13





2017-18 Graduate Follow-up Survey

Campus: **Moose Jaw**; School: **Mining, Energy & Manufacturing**; Program: **Computer Engineering**; Credential: **All**; Program Type: **Base**

Number of Respondents:
10

Class of Graduates
2017-18

School
Mining, Energy & Manuf..

Campus
Moose Jaw

Program
Computer Engineering

Credential
All

Base/Con Ed/Brokered
Base

Indigenous
All

Overall Employment

Available Workforce	# of Grads Employed	Employment Rate	# of Full-time Employed	Full-time Employment Rate
10	10	100%	10	100%

Training Related Employment

Available Workforce	# of Grads Employed	Employment Rate	# of Full-time Employed Grads	Full-time Employment Rate
10	9	90%	9	90%

Location of Employment

Saskatoon	Regina	Moose Jaw	Prince Albert	Elsewhere in Sask	Outside Sask
40%	50%	10%	0%	0%	0%

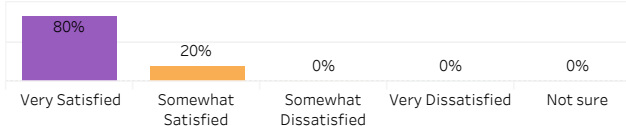
Average Annual Salary

Overall (\$)	54,228
Full-time Training Related (\$)	53,355

Salary by Location

	Overall (\$)	Full-time Training Related (\$)
Saskatoon	50,467	50,467
Regina	57,050	56,243
Moose Jaw		

Overall Satisfaction with Program



Satisfaction with Sask Polytech

Satisfied with the decision to attend Sask Polytech	Recommend program to others	Recommend Sask Polytech to others
100%	100%	100%

Satisfaction with Campus Facilities & Services

■ Satisfied
 ■ Dissatisfied
 ■ Not sure

Campus facilities



Campus activities



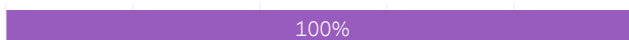
Instruction delivered



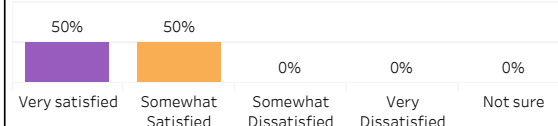
Student support services



Educational experience




Relevance of Program to Field of Employment




Program Benefits


Skills and knowledge relevant in the workplace



Improved earning potential



Improved employment opportunities



Location of Current Residence

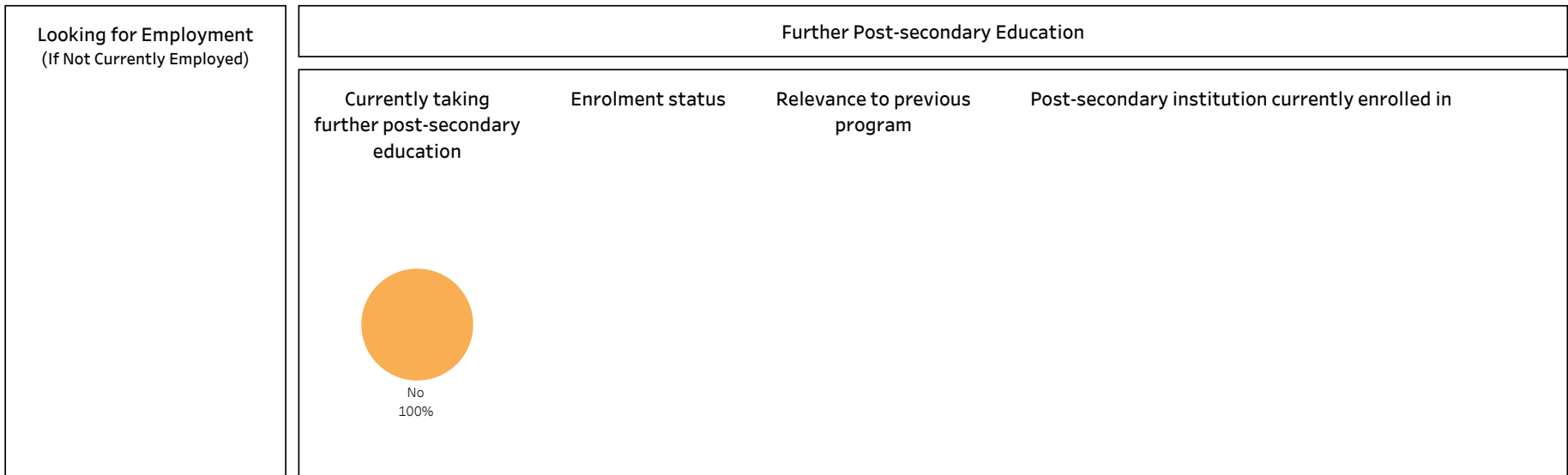
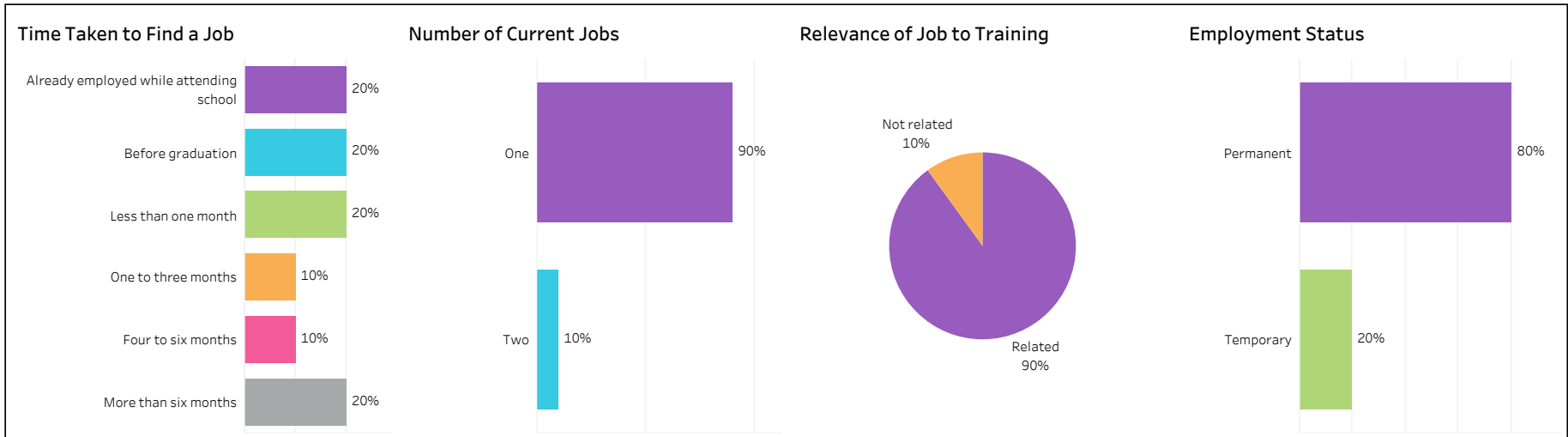
Saskatoon	Regina	Moose Jaw
40%	50%	10%



2017-18 Graduate Follow-up Survey

Campus: **Moose Jaw**; School: **Mining, Energy & Manufacturing**; Program: **Computer Engineering**; Credential: **All**; Program Type: **Base**

Number of Respondents:
10





2017-18 Graduate Follow-up Survey

Campus: **Moose Jaw**; School: **Mining, Energy & Manufacturing**; Program: **Electrical Engineering**; Credential: **All**; Program Type: **Base**

Number of Respondents:
17

Class of Graduates
2017-18

School
Mining, Energy & Manuf..

Campus
Moose Jaw

Program
Electrical Engineering

Credential
All

Base/Con Ed/Brokered
Base

Indigenous
All

Overall Employment

Available Workforce	# of Grads Employed	Employment Rate	# of Full-time Employed	Full-time Employment Rate
16	12	75%	12	75%

Training Related Employment

Available Workforce	# of Grads Employed	Employment Rate	# of Full-time Employed Grads	Full-time Employment Rate
16	12	75%	12	75%

Location of Employment

Saskatoon	Regina	Moose Jaw	Prince Albert	Elsewhere in Sask	Outside Sask
42%	25%	0%	0%	25%	8%

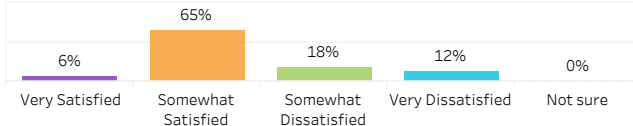
Average Annual Salary

Overall (\$)	74,395
Full-time Training Related (\$)	74,395

Salary by Location

	Overall (\$)	Full-time Training Related (\$)
Saskatoon	75,232	75,232
Regina	84,000	84,000
Elsewhere in SK	73,193	73,193
Ontario	45,000	45,000

Overall Satisfaction with Program



Satisfaction with Sask Polytech

Satisfied with the decision to attend Sask Polytech	Recommend program to others	Recommend Sask Polytech to others
81%	75%	81%

Satisfaction with Campus Facilities & Services

■ Satisfied
 ■ Dissatisfied
 ■ Not sure

Campus facilities



Campus activities



Instruction delivered



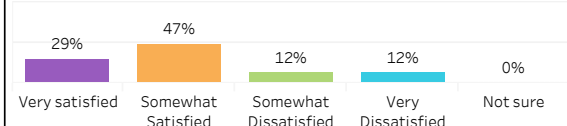
Student support services



Educational experience

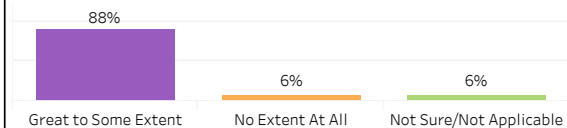


Relevance of Program to Field of Employment

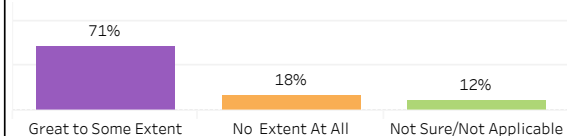


Program Benefits

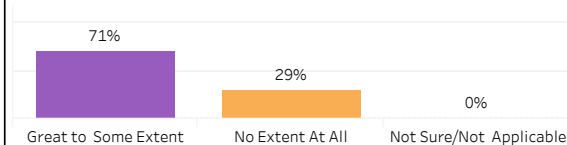
Skills and knowledge relevant in the workplace



Improved earning potential



Improved employment opportunities



Location of Current Residence

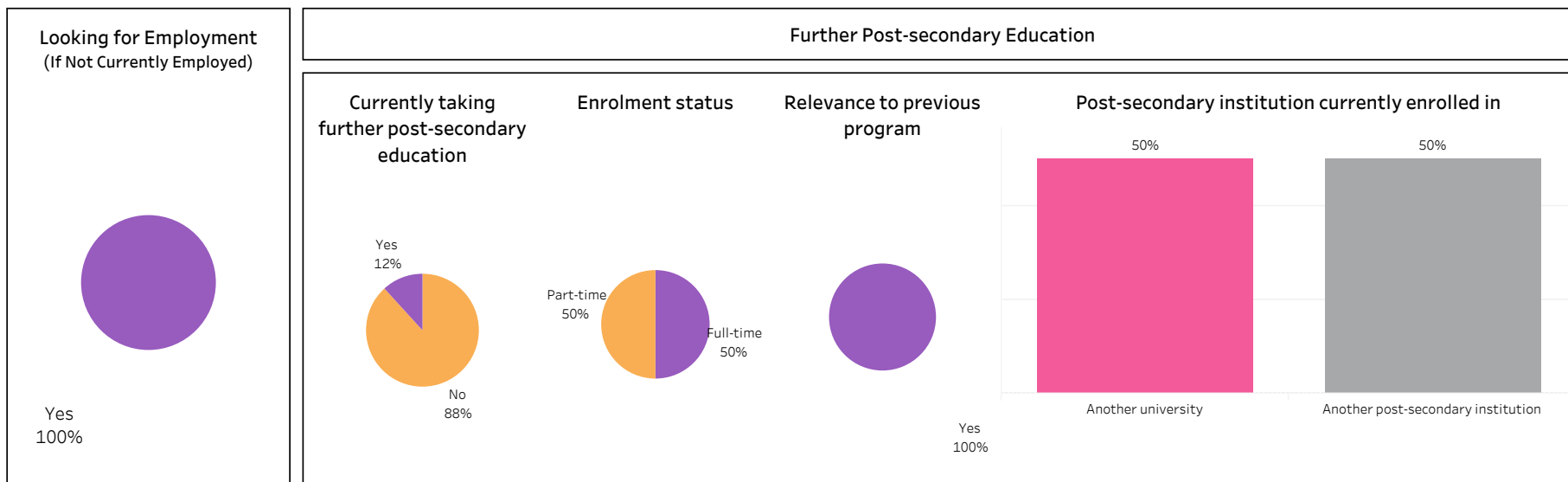
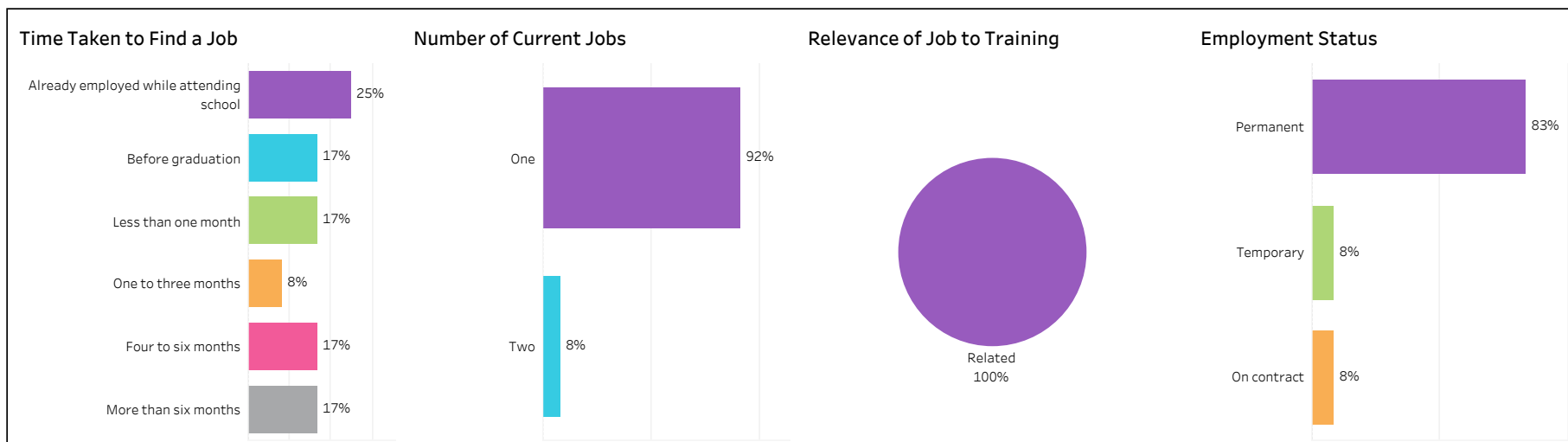
Saskatoon	Regina	Moose Jaw	Elsewhere in Sask	Outside Sask
35%	29%	12%	12%	12%



2017-18 Graduate Follow-up Survey

Campus: **Moose Jaw**; School: **Mining, Energy & Manufacturing**; Program: **Electrical Engineering**; Credential: **All**; Program Type: **Base**

Number of Respondents:
17





2017-18 Graduate Follow-up Survey

Campus: **Saskatoon**; School: **Mining, Energy & Manufacturing**; Program: **Electronic Systems Engineering**; Credential: **DIP**; Program Type: **Base**

Number of Respondents:
7

Class of Graduates
2017-18

School
Mining, Energy & Manuf..

Campus
Saskatoon

Program
Electronic Systems Engi..

Credential
DIP

Base/Con Ed/Brokered
Base

Indigenous
All

Overall Employment

Available Workforce	# of Grads Employed	Employment Rate	# of Full-time Employed	Full-time Employment Rate
7	7	100%	6	86%

Training Related Employment

Available Workforce	# of Grads Employed	Employment Rate	# of Full-time Employed Grads	Full-time Employment Rate
7	4	57%	4	57%

Location of Employment

Saskatoon	Regina	Moose Jaw	Prince Albert	Elsewhere in Sask	Outside Sask
43%	29%	0%	0%	0%	29%

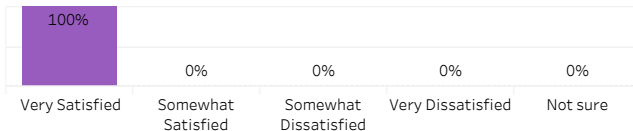
Average Annual Salary

Overall (\$)	43,301
Full-time Training Related (\$)	46,213

Salary by Location

	Overall (\$)	Full-time Training Related (\$)
Saskatoon	44,882	47,445
Regina	48,350	33,800
British Columbia	35,880	56,160

Overall Satisfaction with Program



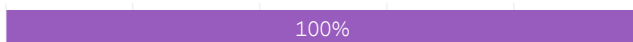
Satisfaction with Sask Polytech

Satisfied with the decision to attend Sask Polytech	Recommend program to others	Recommend Sask Polytech to others
100%	100%	100%

Satisfaction with Campus Facilities & Services

■ Satisfied
 ■ Dissatisfied
 ■ Not sure

Campus facilities



Campus activities



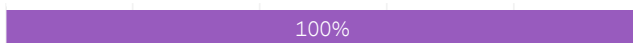
Instruction delivered



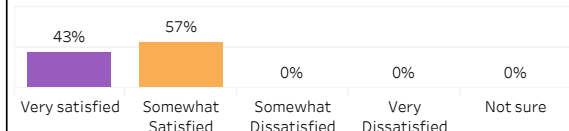
Student support services



Educational experience




Relevance of Program to Field of Employment




Program Benefits

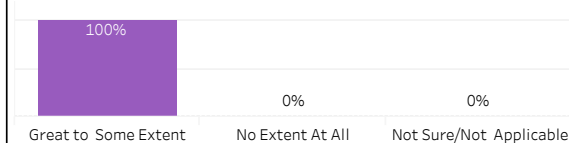
Skills and knowledge relevant in the workplace



Improved earning potential



Improved employment opportunities



Location of Current Residence

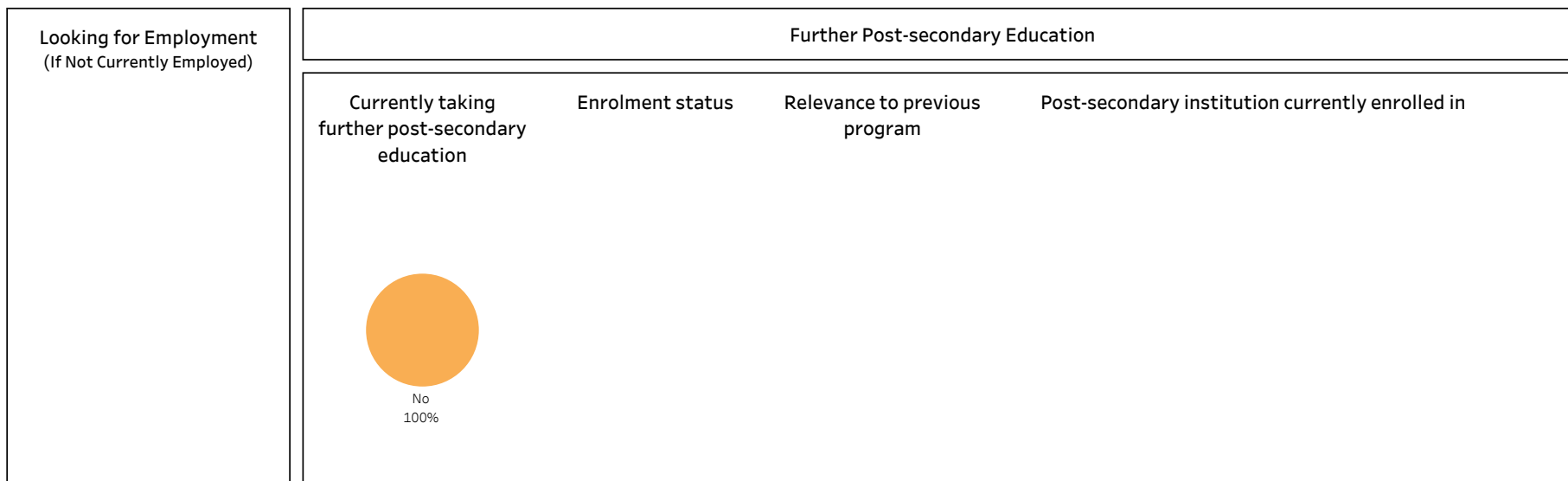
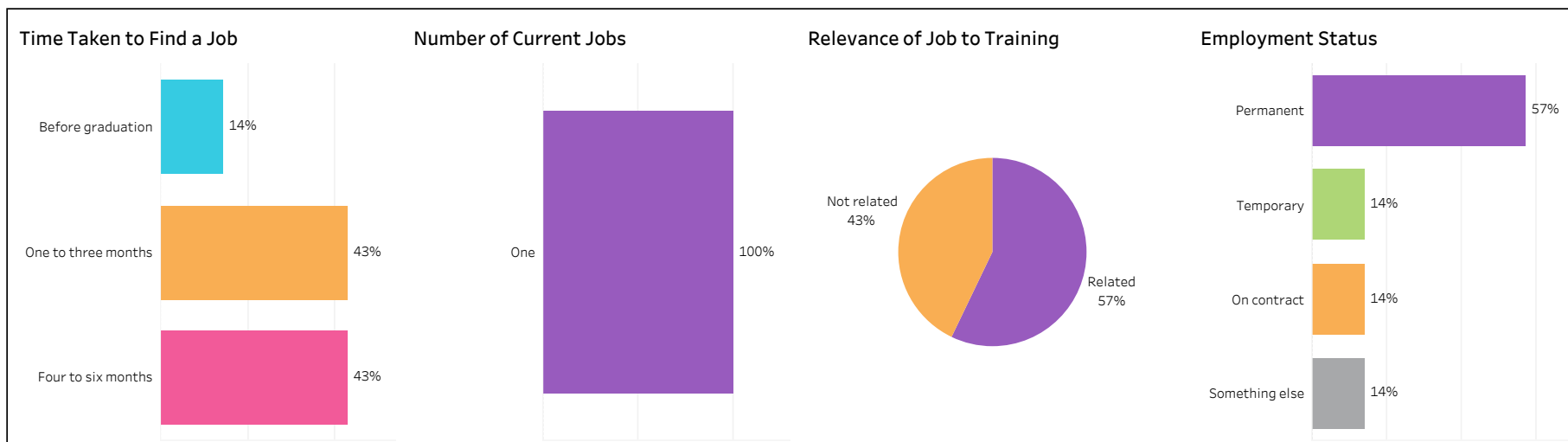
Saskatoon	Regina	Outside Sask
43%	29%	29%



2017-18 Graduate Follow-up Survey

Campus: **Saskatoon**; School: **Mining, Energy & Manufacturing**; Program: **Electronic Systems Engineering**; Credential: **DIP**; Program Type: **Base**

Number of Respondents:
7





2017-18 Graduate Follow-up Survey

Campus: **Moose Jaw**; School: **Mining, Energy & Manufacturing**; Program: **Engineering Design/Draft Tech**; Credential: **DIPC**; Program Type: **Base**

Number of Respondents:
9

Class of Graduates
2017-18

School
Mining, Energy & Manuf..
Campus
Moose Jaw

Program
Engineering Design/Dra..
Credential
DIPC

Base/Con Ed/Brokered
Base

Indigenous
All

Overall Employment

Available Workforce	# of Grads Employed	Employment Rate	# of Full-time Employed	Full-time Employment Rate
9	9	100%	9	100%

Training Related Employment

Available Workforce	# of Grads Employed	Employment Rate	# of Full-time Employed Grads	Full-time Employment Rate
9	9	100%	9	100%

Location of Employment

Saskatoon	Regina	Moose Jaw	Prince Albert	Elsewhere in Sask	Outside Sask
44%	44%	0%	0%	11%	0%

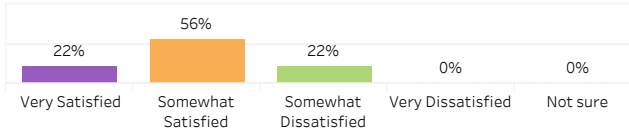
Average Annual Salary

Overall (\$)	53,234
Full-time Training Related (\$)	53,234

Salary by Location

	Overall (\$)	Full-time Training Related (\$)
Saskatoon	49,750	49,750
Regina	55,027	55,027
Elsewhere in SK	60,000	60,000

Overall Satisfaction with Program



Satisfaction with Sask Polytech

Satisfied with the decision to attend Sask Polytech	Recommend program to others	Recommend Sask Polytech to others
89%	56%	78%

Satisfaction with Campus Facilities & Services

■ Satisfied
 ■ Dissatisfied
 ■ Not sure

Campus facilities



Campus activities



Instruction delivered



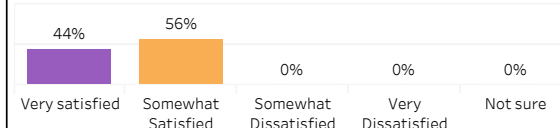
Student support services



Educational experience




Relevance of Program to Field of Employment




Program Benefits

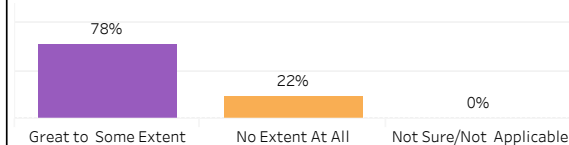
Skills and knowledge relevant in the workplace



Improved earning potential



Improved employment opportunities



Location of Current Residence

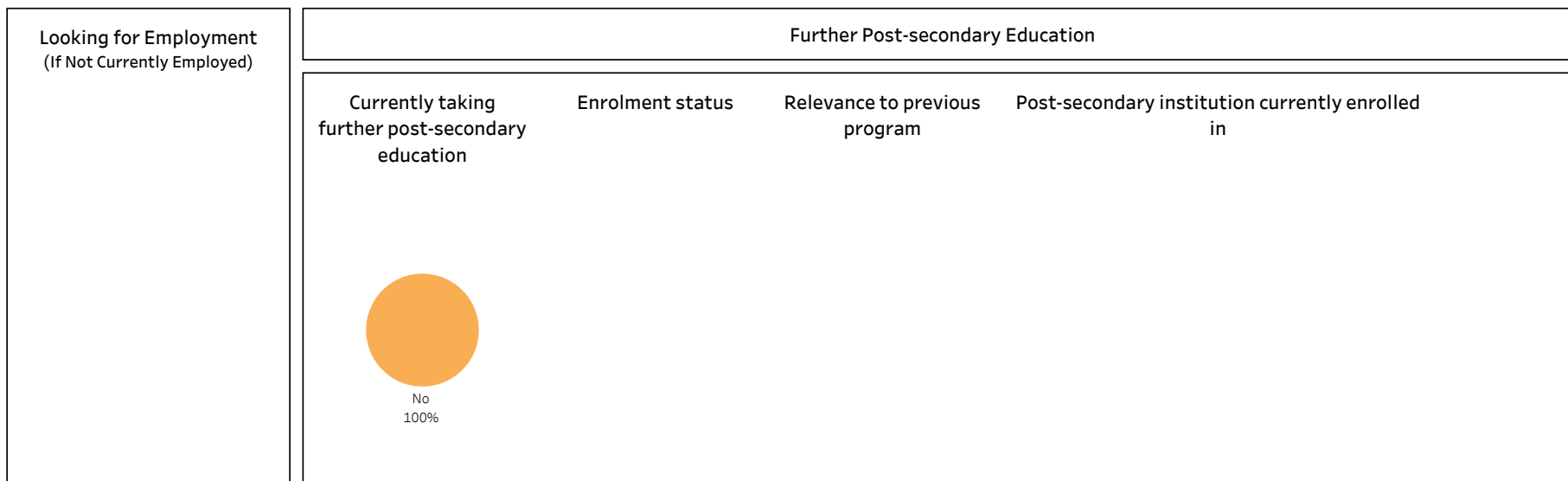
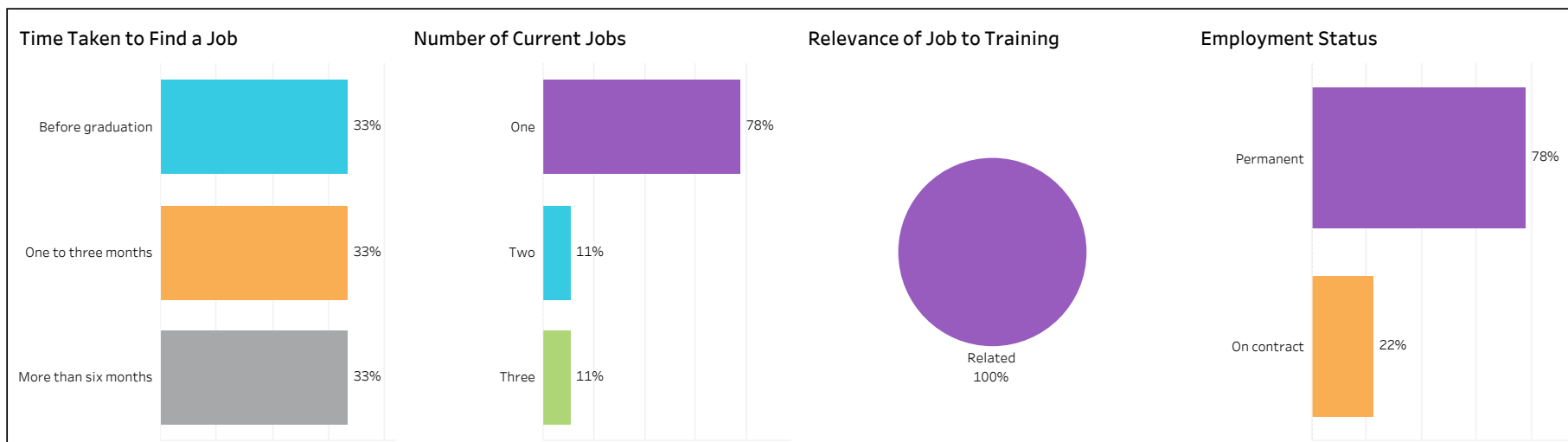
Saskatoon	Regina	Moose Jaw
33%	33%	33%



2017-18 Graduate Follow-up Survey

Campus: **Moose Jaw**; School: **Mining, Energy & Manufacturing**; Program: **Engineering Design/Draft Tech**; Credential: **DIPC**; Program Type: **Base**

Number of Respondents:
9





2017-18 Graduate Follow-up Survey

Campus: **Regina**; School: **Mining, Energy & Manufacturing**; Program: **Fabricator - Welder**; Credential: **CERT**; Program Type: **Base**

Number of Respondents:
8

Class of Graduates
2017-18

School
Mining, Energy & Manuf..

Campus
Regina

Program
Fabricator - Welder

Credential
CERT

Base/Con Ed/Brokered
Base

Indigenous
All

Overall Employment

Available Workforce	# of Grads Employed	Employment Rate	# of Full-time Employed	Full-time Employment Rate
8	8	100%	8	100%

Training Related Employment

Available Workforce	# of Grads Employed	Employment Rate	# of Full-time Employed Grads	Full-time Employment Rate
8	7	88%	7	88%

Location of Employment

Saskatoon	Regina	Moose Jaw	Prince Albert	Elsewhere in Sask	Outside Sask
0%	63%	0%	0%	38%	0%

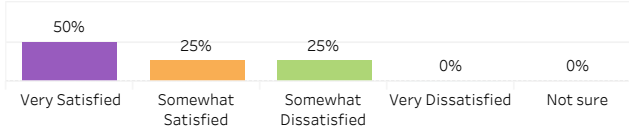
Average Annual Salary

Overall (\$)	59,880
Full-time Training Related (\$)	54,914

Salary by Location

	Overall (\$)	Full-time Training Related (\$)
Regina	61,280	61,280
Elsewhere in SK	57,547	39,000

Overall Satisfaction with Program



Satisfaction with Sask Polytech

Satisfied with the decision to attend Sask Polytech	Recommend program to others	Recommend Sask Polytech to others
88%	88%	88%

Satisfaction with Campus Facilities & Services

■ Satisfied
 ■ Dissatisfied
 ■ Not sure

Campus facilities



Campus activities



Instruction delivered



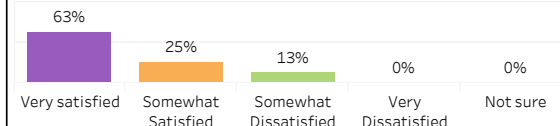
Student support services



Educational experience

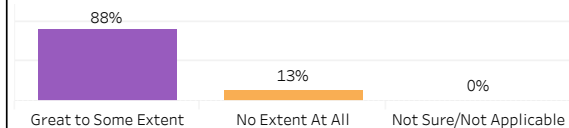


Relevance of Program to Field of Employment




Program Benefits

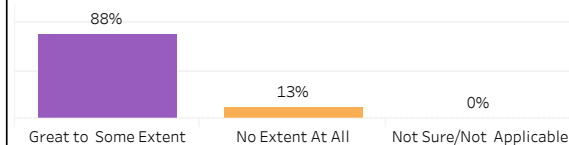
Skills and knowledge relevant in the workplace



Improved earning potential



Improved employment opportunities



Location of Current Residence

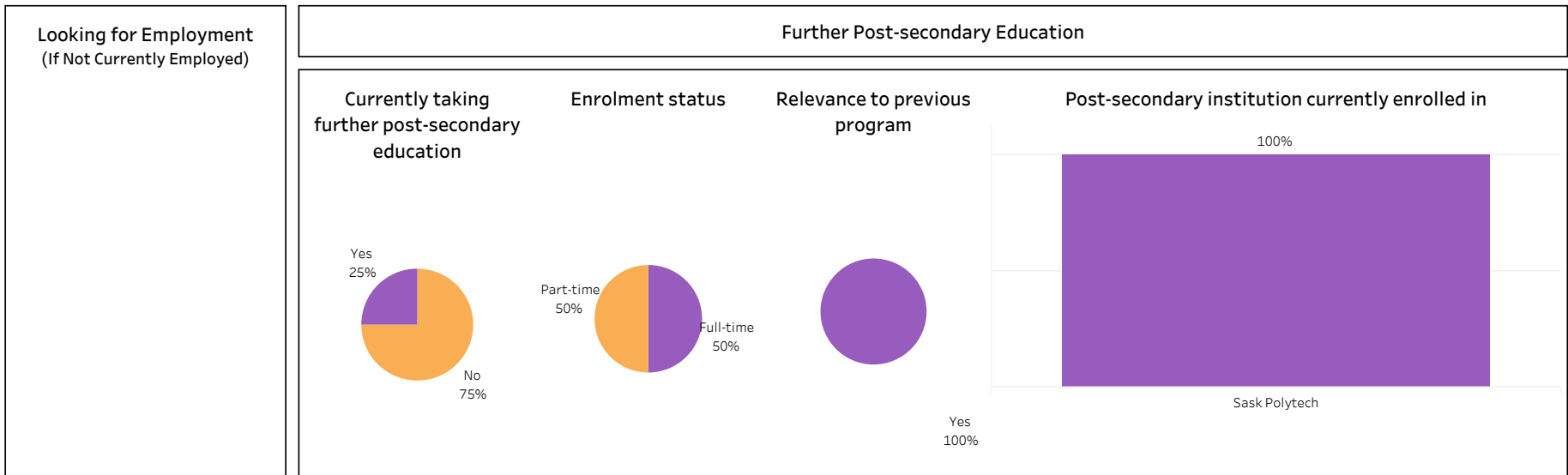
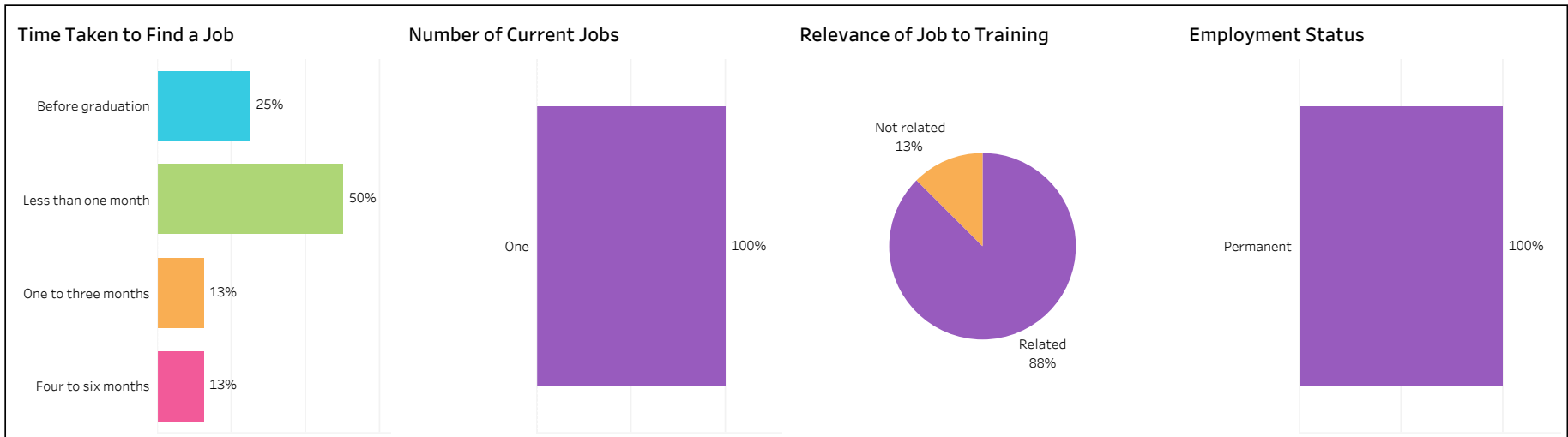
Regina	Elsewhere in Sask
75%	25%



2017-18 Graduate Follow-up Survey

Campus: **Regina**; School: **Mining, Energy & Manufacturing**; Program: **Fabricator - Welder**; Credential: **CERT**; Program Type: **Base**

Number of Respondents:
8





2017-18 Graduate Follow-up Survey

Campus: **Saskatoon**; School: **Mining, Energy & Manufacturing**; Program: **Fabricator - Welder**; Credential: **CERT**; Program Type: **Base**

Number of Respondents:
5

Class of Graduates
2017-18

School
Mining, Energy & Manuf..

Campus
Saskatoon

Program
Fabricator - Welder

Credential
CERT

Base/Con Ed/Brokered
Base

Indigenous
All

Overall Employment

Available Workforce	# of Grads Employed	Employment Rate	# of Full-time Employed	Full-time Employment Rate
5	5	100%	4	80%

Training Related Employment

Available Workforce	# of Grads Employed	Employment Rate	# of Full-time Employed Grads	Full-time Employment Rate
5	4	80%	4	80%

Location of Employment

Saskatoon	Regina	Moose Jaw	Prince Albert	Elsewhere in Sask	Outside Sask
100%	0%	0%	0%	0%	0%

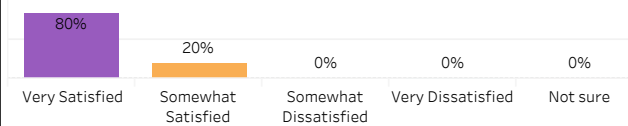
Average Annual Salary

Overall (\$)	39,832
Full-time Training Related (\$)	45,760

Salary by Location

	Overall (\$)	Full-time Training Related (\$)
Saskatoon	39,832	45,760

Overall Satisfaction with Program



Satisfaction with Sask Polytech

Satisfied with the decision to attend Sask Polytech	Recommend program to others	Recommend Sask Polytech to others
80%	100%	100%

Satisfaction with Campus Facilities & Services

■ Satisfied
 ■ Dissatisfied
 ■ Not sure

Campus facilities



Campus activities



Instruction delivered



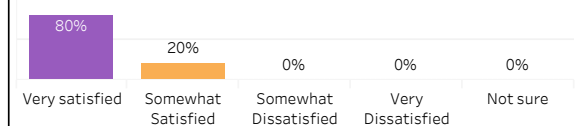
Student support services



Educational experience

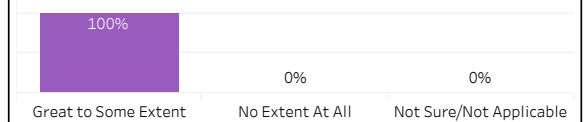


Relevance of Program to Field of Employment




Program Benefits

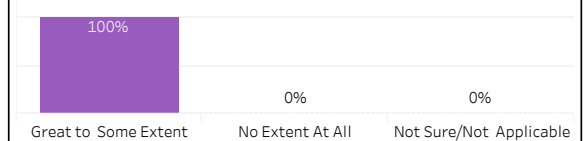
Skills and knowledge relevant in the workplace



Improved earning potential



Improved employment opportunities



Location of Current Residence

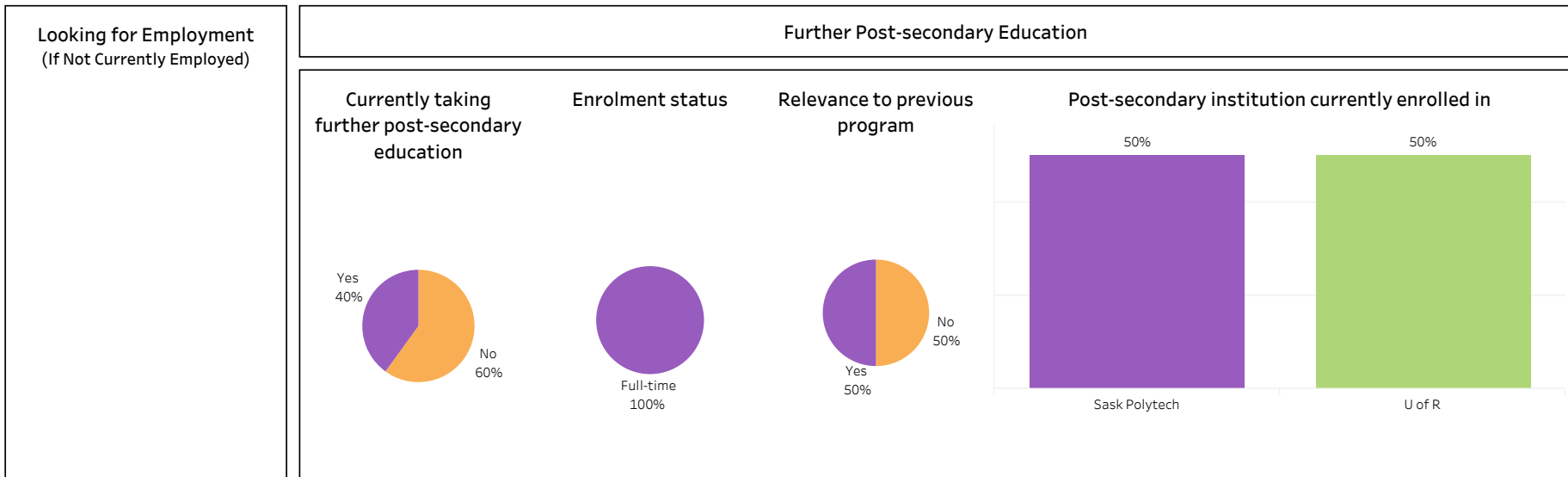
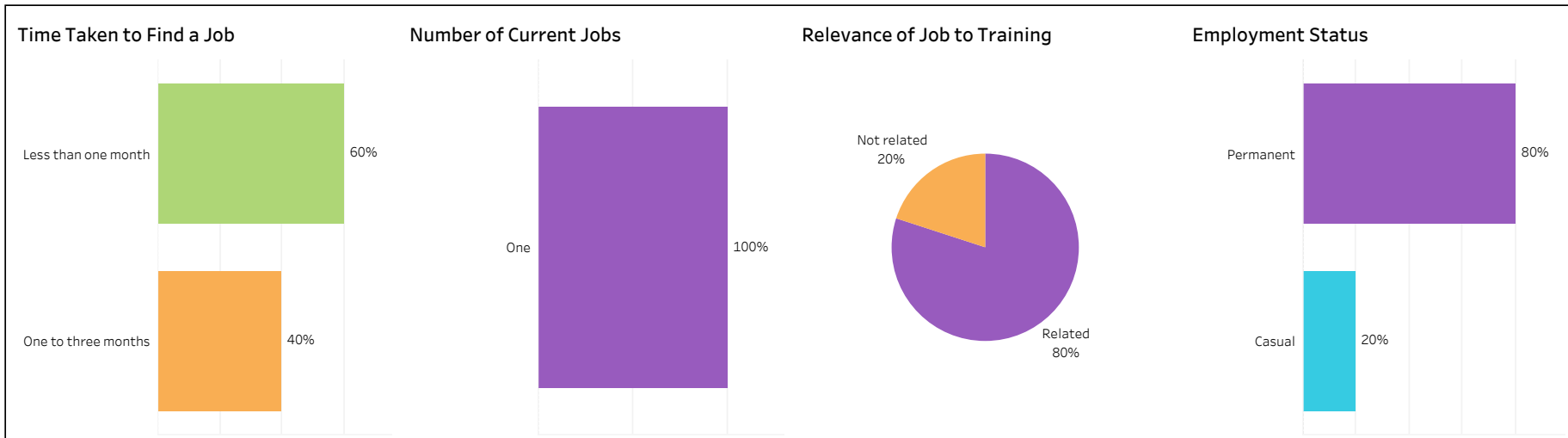
Saskatoon
100%



2017-18 Graduate Follow-up Survey

Campus: **Saskatoon**; School: **Mining, Energy & Manufacturing**; Program: **Fabricator - Welder**; Credential: **CERT**; Program Type: **Base**

Number of Respondents:
5





2017-18 Graduate Follow-up Survey

Campus: **Moose Jaw**; School: **Mining, Energy & Manufacturing**; Program: **Geomatics/Surveying Eng. Tech.**; Credential: **DIPC**; Program Type: **Base**

Number of Respondents:
9

Class of Graduates
2017-18

School
Mining, Energy & Manuf..
Campus
Moose Jaw

Program
Geomatics/Surveying E..
Credential
DIPC

Base/Con Ed/Brokered
Base

Indigenous
All

Overall Employment

Available Workforce	# of Grads Employed	Employment Rate	# of Full-time Employed	Full-time Employment Rate
9	9	100%	9	100%

Training Related Employment

Available Workforce	# of Grads Employed	Employment Rate	# of Full-time Employed Grads	Full-time Employment Rate
9	9	100%	9	100%

Location of Employment

Saskatoon	Regina	Moose Jaw	Prince Albert	Elsewhere in Sask	Outside Sask
33%	33%	0%	0%	11%	22%

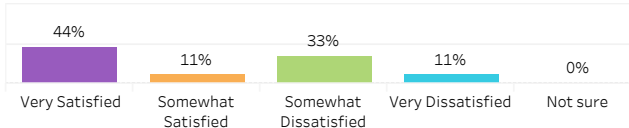
Average Annual Salary

Overall (\$)	60,043
Full-time Training Related (\$)	60,043

Salary by Location

	Overall (\$)	Full-time Training Related (\$)
Saskatoon	62,600	62,600
Regina	62,943	62,943
Elsewhere in SK	62,920	62,920
Alberta	51,700	51,700

Overall Satisfaction with Program



Satisfaction with Sask Polytech

Satisfied with the decision to attend Sask Polytech	Recommend program to others	Recommend Sask Polytech to others
78%	44%	67%

Satisfaction with Campus Facilities & Services

■ Satisfied
 ■ Dissatisfied
 ■ Not sure

Campus facilities



Campus activities



Instruction delivered



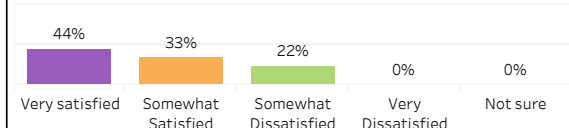
Student support services



Educational experience

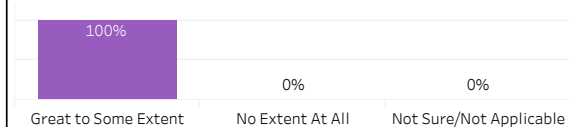


Relevance of Program to Field of Employment

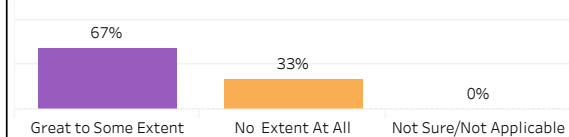


Program Benefits

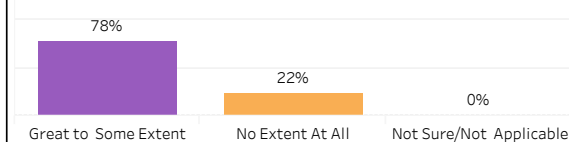
Skills and knowledge relevant in the workplace



Improved earning potential



Improved employment opportunities



Location of Current Residence

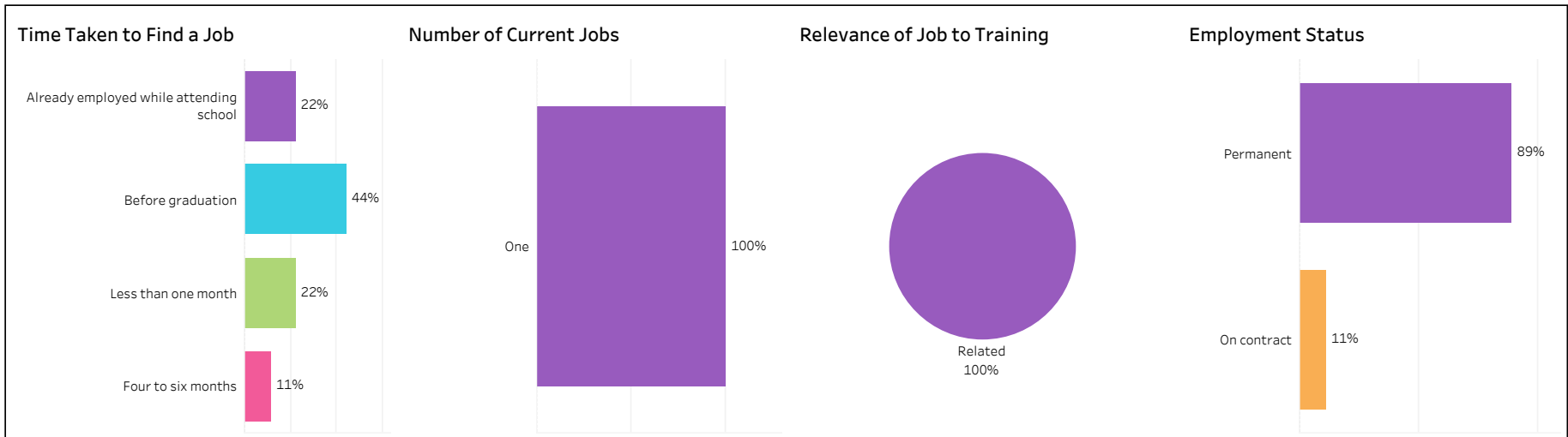
Saskatoon	Regina	Moose Jaw	Elsewhere in Sask	Outside Sask
22%	33%	11%	11%	22%



2017-18 Graduate Follow-up Survey

Campus: **Moose Jaw**; School: **Mining, Energy & Manufacturing**; Program: **Geomatics/Surveying Eng. Tech.**; Credential: **DIPC**; Program Type: **Base**

Number of Respondents:
9



Looking for Employment (If Not Currently Employed)

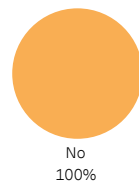
Further Post-secondary Education

Currently taking
further post-secondary
education

Enrolment status

Relevance to previous
program

Post-secondary institution currently enrolled in





2017-18 Graduate Follow-up Survey

Campus: **Prince Albert**; School: **Mining, Energy & Manufacturing**; Program: **Industrial Mechanics**; Credential: **CERT**; Program Type: **Base**

Number of Respondents:
9

Class of Graduates
2017-18

School
Mining, Energy & Manuf..

Campus
Prince Albert

Program
Industrial Mechanics

Credential
CERT

Base/Con Ed/Brokered
Base

Indigenous
All

Overall Employment

Available Workforce	# of Grads Employed	Employment Rate	# of Full-time Employed	Full-time Employment Rate
9	8	89%	7	78%

Training Related Employment

Available Workforce	# of Grads Employed	Employment Rate	# of Full-time Employed Grads	Full-time Employment Rate
9	6	67%	6	67%

Location of Employment

Saskatoon	Regina	Moose Jaw	Prince Albert	Elsewhere in Sask	Outside Sask
25%	13%	0%	13%	50%	0%

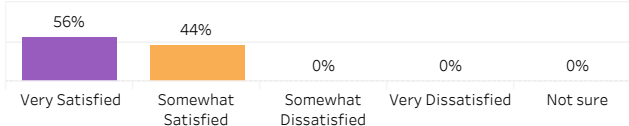
Average Annual Salary

Overall (\$)	52,553
Full-time Training Related (\$)	56,464

Salary by Location

	Overall (\$)	Full-time Training Related (\$)
Saskatoon	41,600	41,600
Regina	67,600	67,600
Prince Albert	55,200	55,200
Elsewhere in SK	50,307	58,960

Overall Satisfaction with Program



Satisfaction with Sask Polytech

Satisfied with the decision to attend Sask Polytech	Recommend program to others	Recommend Sask Polytech to others
89%	100%	100%

Satisfaction with Campus Facilities & Services

■ Satisfied
 ■ Dissatisfied
 ■ Not sure

Campus facilities



Campus activities



Instruction delivered



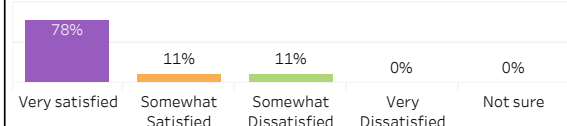
Student support services



Educational experience

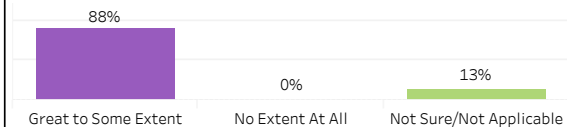


Relevance of Program to Field of Employment




Program Benefits

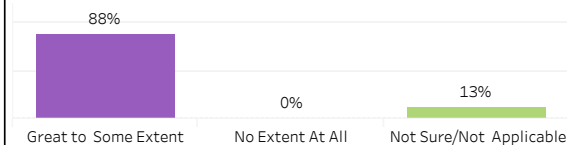
Skills and knowledge relevant in the workplace



Improved earning potential



Improved employment opportunities



Location of Current Residence

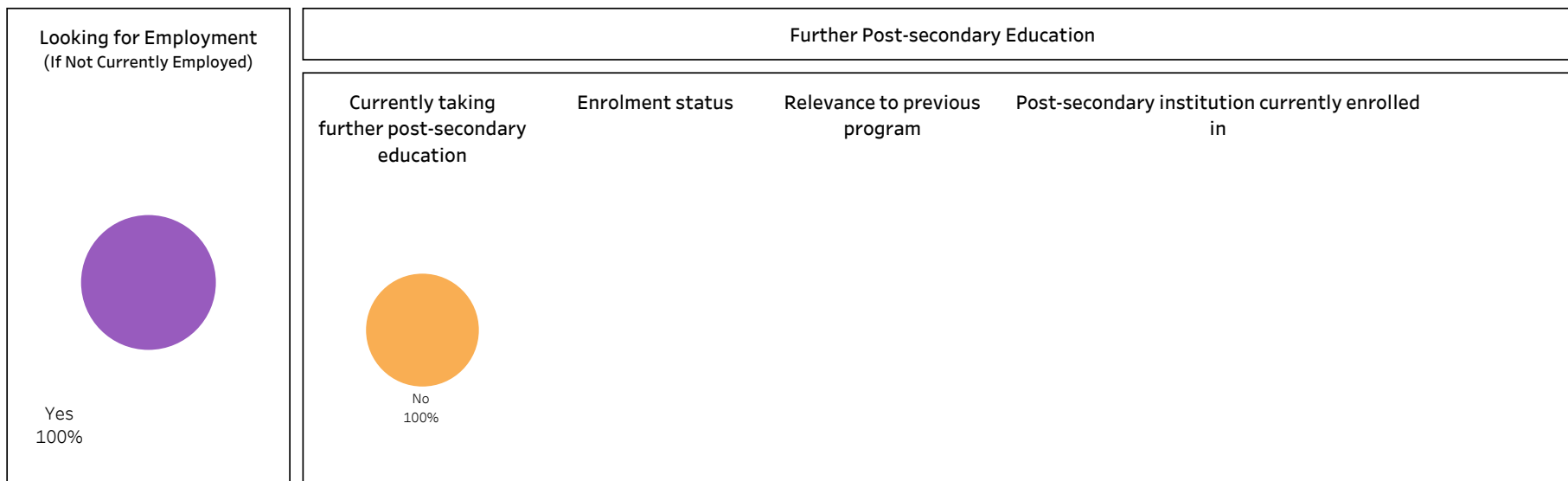
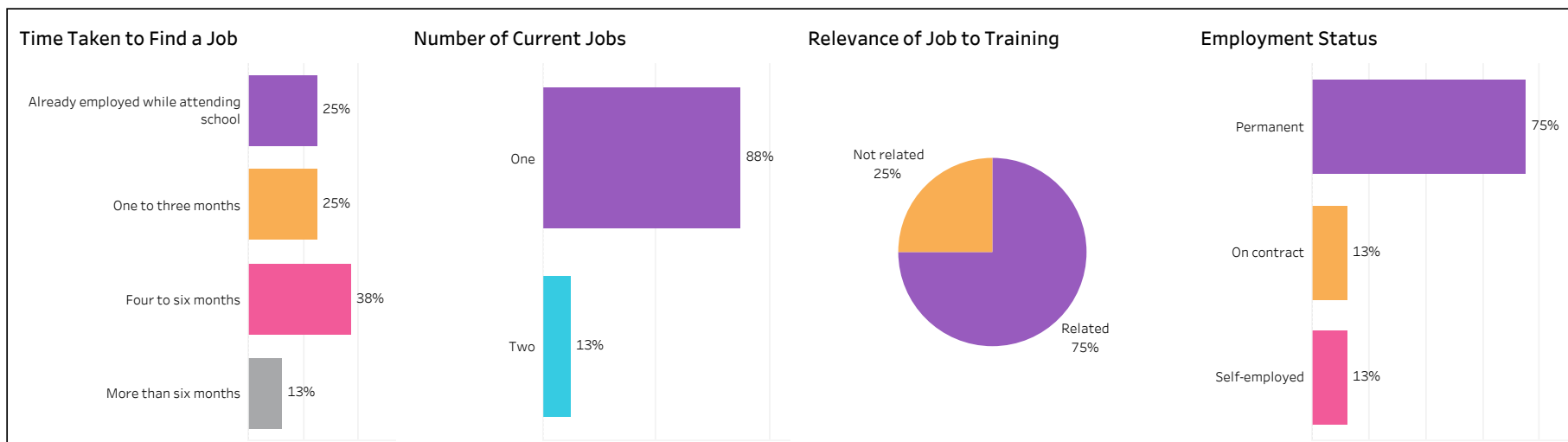
Saskatoon	Moose Jaw	Prince Albert	Elsewhere in Sask
11%	11%	33%	44%



2017-18 Graduate Follow-up Survey

Campus: **Prince Albert**; School: **Mining, Energy & Manufacturing**; Program: **Industrial Mechanics**; Credential: **CERT**; Program Type: **Base**

Number of Respondents:
9





2017-18 Graduate Follow-up Survey

Campus: **Saskatoon**; School: **Mining, Energy & Manufacturing**; Program: **Industrial Mechanics**; Credential: **CERT**; Program Type: **Base**

Number of Respondents:
17

Class of Graduates
2017-18

School
Mining, Energy & Manuf..

Campus
Saskatoon

Program
Industrial Mechanics

Credential
CERT

Base/Con Ed/Brokered
Base

Indigenous
All

Overall Employment

Available Workforce	# of Grads Employed	Employment Rate	# of Full-time Employed	Full-time Employment Rate
17	17	100%	17	100%

Training Related Employment

Available Workforce	# of Grads Employed	Employment Rate	# of Full-time Employed Grads	Full-time Employment Rate
17	16	94%	16	94%

Location of Employment

Saskatoon	Regina	Moose Jaw	Prince Albert	Elsewhere in Sask	Outside Sask
53%	0%	6%	0%	29%	12%

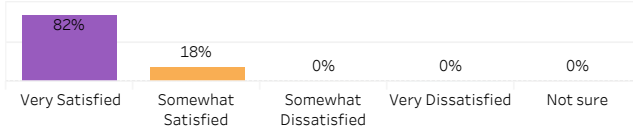
Average Annual Salary

Overall (\$)	57,752
Full-time Training Related (\$)	60,189

Salary by Location

	Overall (\$)	Full-time Training Related (\$)
Saskatoon	45,477	48,384
Moose Jaw	58,240	58,240
Elsewhere in SK	77,610	77,610
Alberta	51,480	51,480
Ontario		

Overall Satisfaction with Program



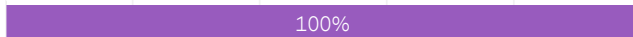
Satisfaction with Sask Polytech

Satisfied with the decision to attend Sask Polytech	Recommend program to others	Recommend Sask Polytech to others
100%	100%	100%

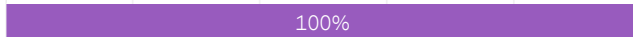
Satisfaction with Campus Facilities & Services

■ Satisfied
 ■ Dissatisfied
 ■ Not sure

Campus facilities



Campus activities



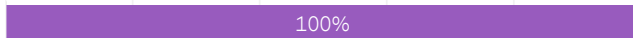
Instruction delivered



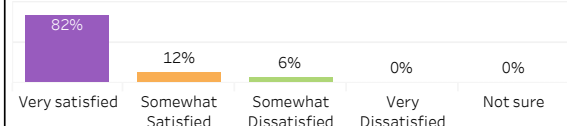
Student support services



Educational experience

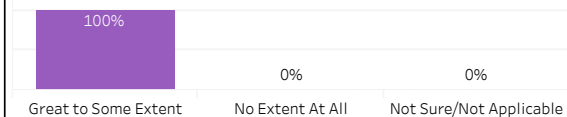


Relevance of Program to Field of Employment

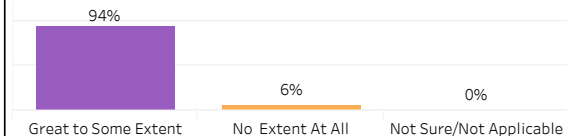


Program Benefits

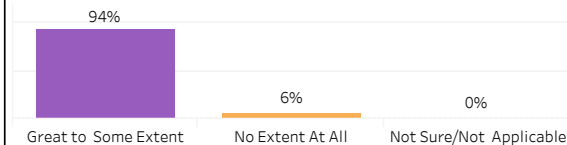
Skills and knowledge relevant in the workplace



Improved earning potential



Improved employment opportunities



Location of Current Residence

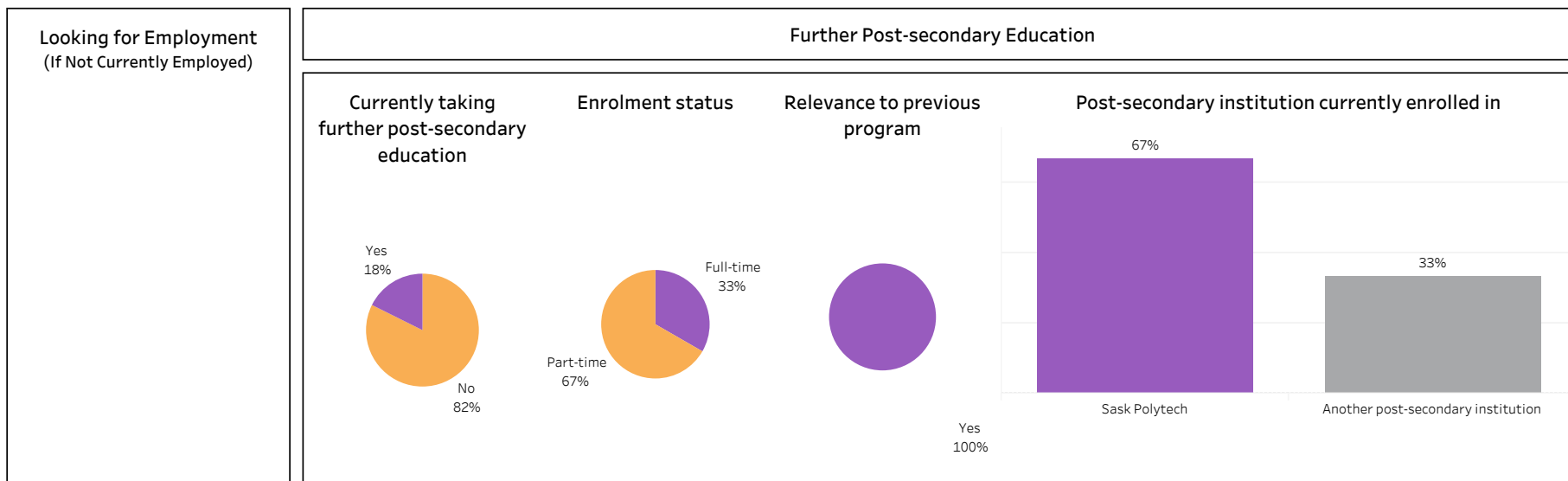
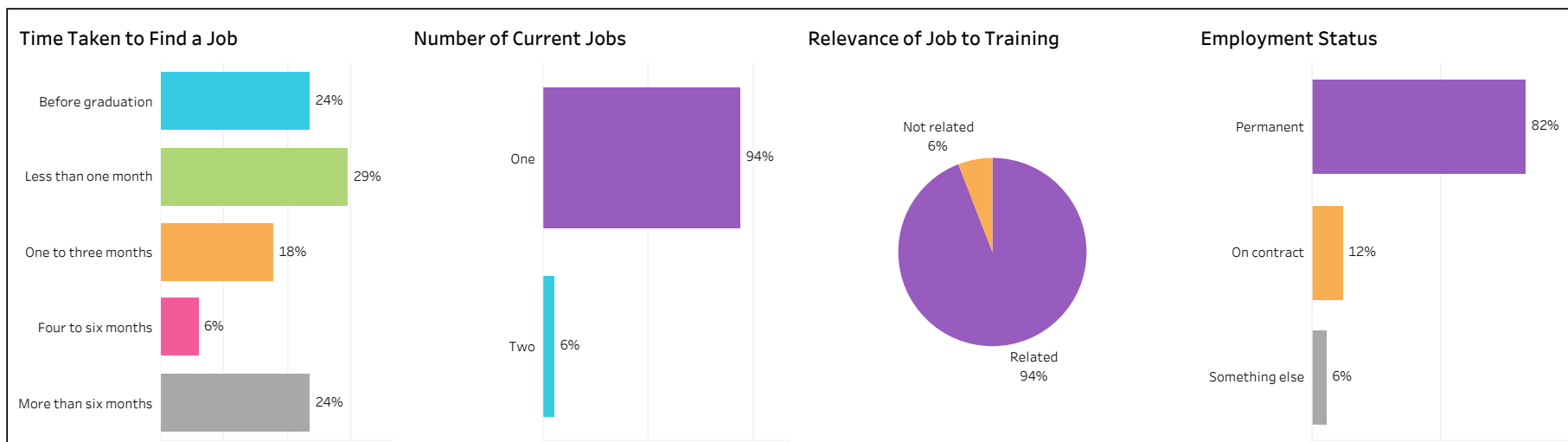
Saskatoon	Prince Albert	Elsewhere in Sask
65%	6%	29%



2017-18 Graduate Follow-up Survey

Campus: **Saskatoon**; School: **Mining, Energy & Manufacturing**; Program: **Industrial Mechanics**; Credential: **CERT**; Program Type: **Base**

Number of Respondents:
17





2017-18 Graduate Follow-up Survey

Campus: **Moose Jaw**; School: **Mining, Energy & Manufacturing**; Program: **Instrumentation Engineering**; Credential: **All**; Program Type: **Base**

Number of Respondents:
12

Class of Graduates
2017-18

School
Mining, Energy & Manuf..
Campus
Moose Jaw

Program
Instrumentation Engine..
Credential
All

Base/Con Ed/Brokered
Base

Indigenous
All

Overall Employment

Available Workforce	# of Grads Employed	Employment Rate	# of Full-time Employed	Full-time Employment Rate
12	10	83%	9	75%

Training Related Employment

Available Workforce	# of Grads Employed	Employment Rate	# of Full-time Employed Grads	Full-time Employment Rate
12	8	67%	8	67%

Location of Employment

Saskatoon	Regina	Moose Jaw	Prince Albert	Elsewhere in Sask	Outside Sask
10%	0%	10%	10%	70%	0%

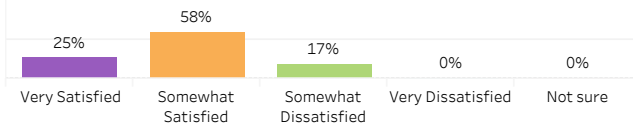
Average Annual Salary

Overall (\$)	72,250
Full-time Training Related (\$)	83,455

Salary by Location

	Overall (\$)	Full-time Training Related (\$)
Saskatoon	50,400	50,400
Moose Jaw	14,300	
Prince Albert	40,560	
Elsewhere in SK	88,177	88,177

Overall Satisfaction with Program



Satisfaction with Sask Polytech

Satisfied with the decision to attend Sask Polytech	Recommend program to others	Recommend Sask Polytech to others
92%	92%	92%

Satisfaction with Campus Facilities & Services

■ Satisfied
 ■ Dissatisfied
 ■ Not sure

Campus facilities



Campus activities



Instruction delivered



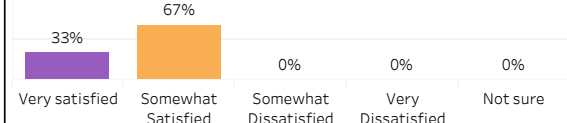
Student support services



Educational experience

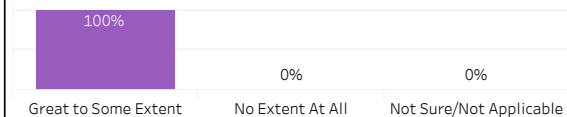


Relevance of Program to Field of Employment

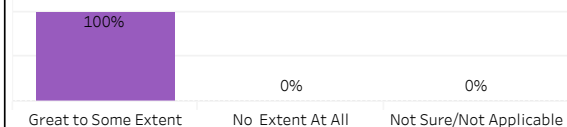


Program Benefits

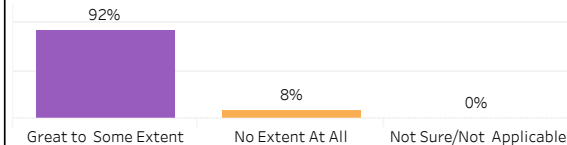
Skills and knowledge relevant in the workplace



Improved earning potential



Improved employment opportunities



Location of Current Residence

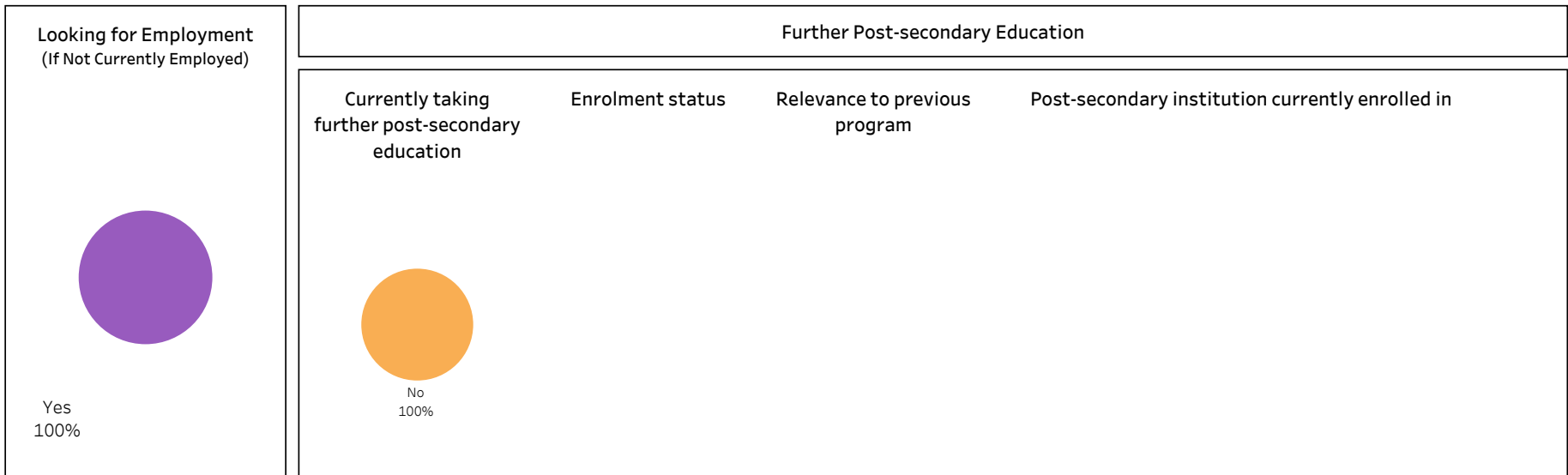
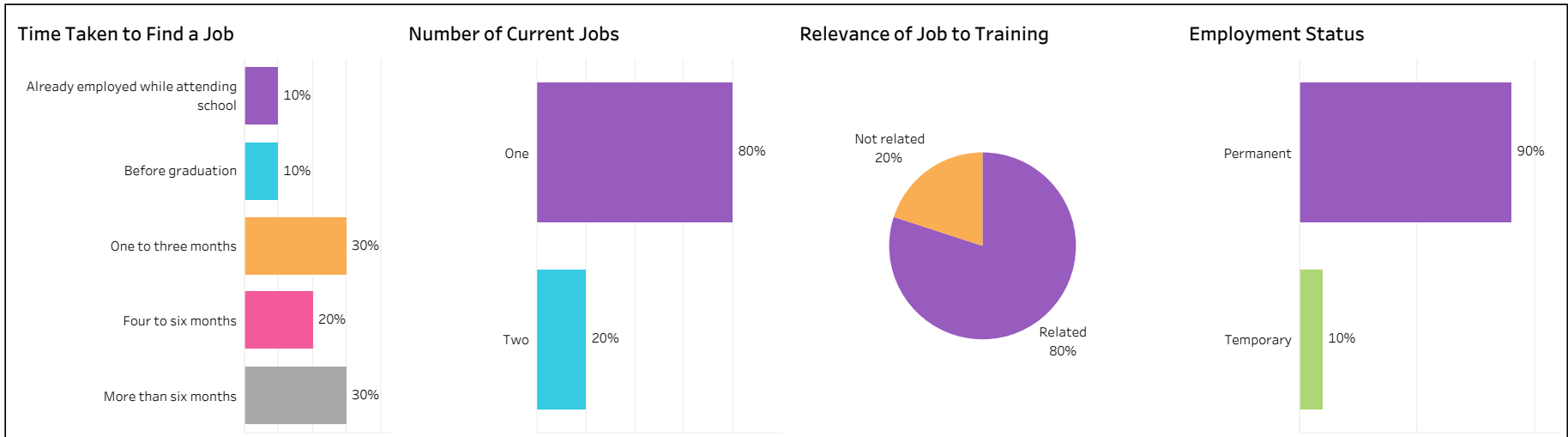
Saskatoon	Moose Jaw	Prince Albert	Elsewhere in Sask	Outside Sask
17%	25%	8%	42%	8%



2017-18 Graduate Follow-up Survey

Campus: **Moose Jaw**; School: **Mining, Energy & Manufacturing**; Program: **Instrumentation Engineering**; Credential: **All**; Program Type: **Base**

Number of Respondents:
12





2017-18 Graduate Follow-up Survey

Campus: **Regina**; School: **Mining, Energy & Manufacturing**; Program: **Machinist**;
Credential: **CERT**; Program Type: **Base**

Number of Respondents:
12

Class of Graduates
2017-18

School
Mining, Energy & Manuf..

Campus
Regina

Program
Machinist

Credential
CERT

Base/Con Ed/Brokered
Base

Indigenous
All

Overall Employment

Available Workforce	# of Grads Employed	Employment Rate	# of Full-time Employed	Full-time Employment Rate
11	11	100%	11	100%

Training Related Employment

Available Workforce	# of Grads Employed	Employment Rate	# of Full-time Employed Grads	Full-time Employment Rate
11	9	82%	9	82%

Location of Employment

Saskatoon	Regina	Moose Jaw	Prince Albert	Elsewhere in Sask	Outside Sask
0%	56%	0%	0%	44%	0%

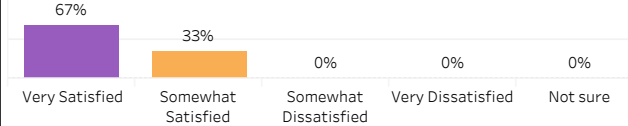
Average Annual Salary

Overall (\$)	43,257
Full-time Training Related (\$)	45,151

Salary by Location

	Overall (\$)	Full-time Training Related (\$)
Regina	42,467	42,467
Elsewhere in SK	47,164	47,164

Overall Satisfaction with Program



Satisfaction with Sask Polytech

Satisfied with the decision to attend Sask Polytech	Recommend program to others	Recommend Sask Polytech to others
100%	100%	100%

Satisfaction with Campus Facilities & Services

■ Satisfied
 ■ Dissatisfied
 ■ Not sure

Campus facilities



Campus activities



Instruction delivered



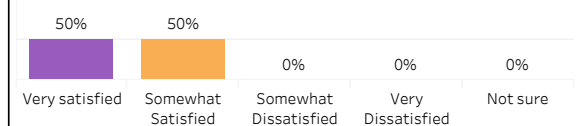
Student support services



Educational experience




Relevance of Program to Field of Employment




Program Benefits


Skills and knowledge relevant in the workplace



Improved earning potential



Improved employment opportunities



Location of Current Residence

Regina	Moose Jaw	Elsewhere in Sask
67%	8%	25%

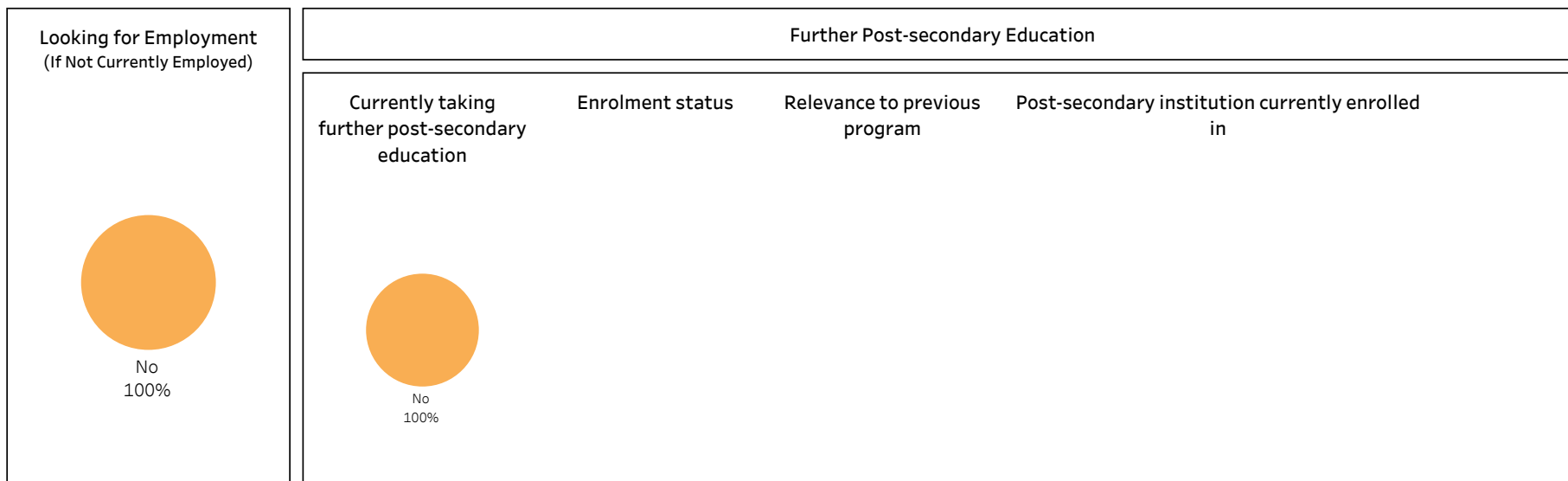
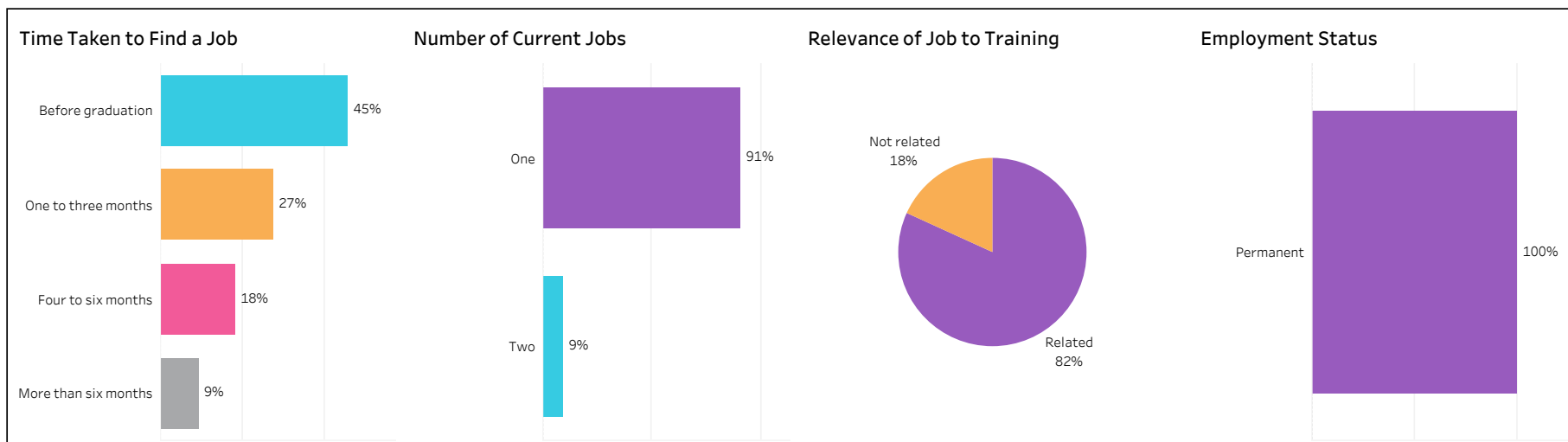


2017-18 Graduate Follow-up Survey

Campus: **Regina**; School: **Mining, Energy & Manufacturing**; Program: **Machinist**;

Credential: **CERT**; Program Type: **Base**

Number of Respondents:
12





2017-18 Graduate Follow-up Survey

Campus: **Saskatoon**; School: **Mining, Energy & Manufacturing**; Program: **Machinist**;
Credential: **CERT**; Program Type: **Base**

Number of Respondents:
10

Class of Graduates
2017-18

School
Mining, Energy & Manuf..

Campus
Saskatoon

Program
Machinist

Credential
CERT

Base/Con Ed/Brokered
Base

Indigenous
All

Overall Employment

Available Workforce	# of Grads Employed	Employment Rate	# of Full-time Employed	Full-time Employment Rate
10	8	80%	7	70%

Training Related Employment

Available Workforce	# of Grads Employed	Employment Rate	# of Full-time Employed Grads	Full-time Employment Rate
10	8	80%	7	70%

Location of Employment

Saskatoon	Regina	Moose Jaw	Prince Albert	Elsewhere in Sask	Outside Sask
86%	0%	0%	0%	14%	0%

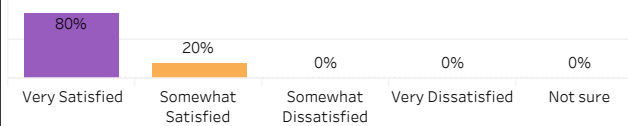
Average Annual Salary

Overall (\$)	41,860
Full-time Training Related (\$)	41,860

Salary by Location

	Overall (\$)	Full-time Training Related (\$)
Saskatoon	39,845	39,845
Elsewhere in SK	49,920	49,920

Overall Satisfaction with Program



Satisfaction with Sask Polytech

Satisfied with the decision to attend Sask Polytech	Recommend program to others	Recommend Sask Polytech to others
100%	100%	100%

Satisfaction with Campus Facilities & Services

■ Satisfied
 ■ Dissatisfied
 ■ Not sure

Campus facilities



Campus activities



Instruction delivered



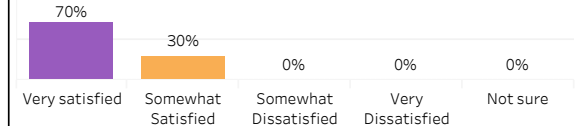
Student support services



Educational experience




Relevance of Program to Field of Employment

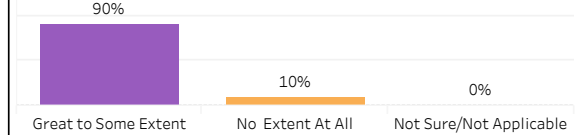


Program Benefits

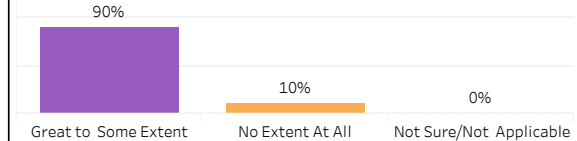
Skills and knowledge relevant in the workplace



Improved earning potential



Improved employment opportunities



Location of Current Residence

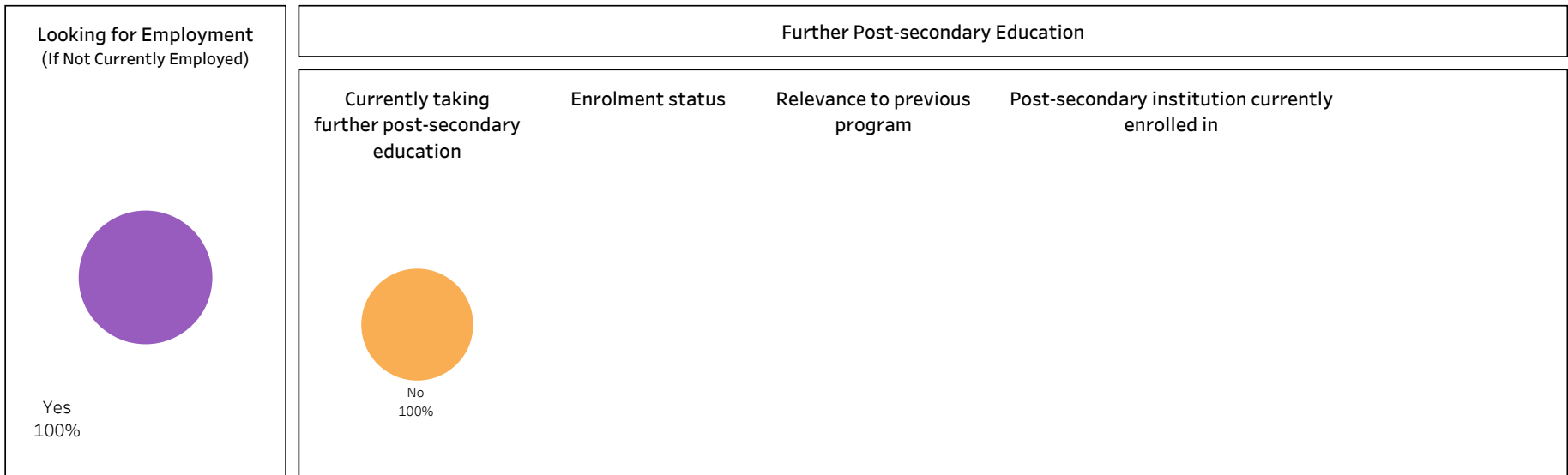
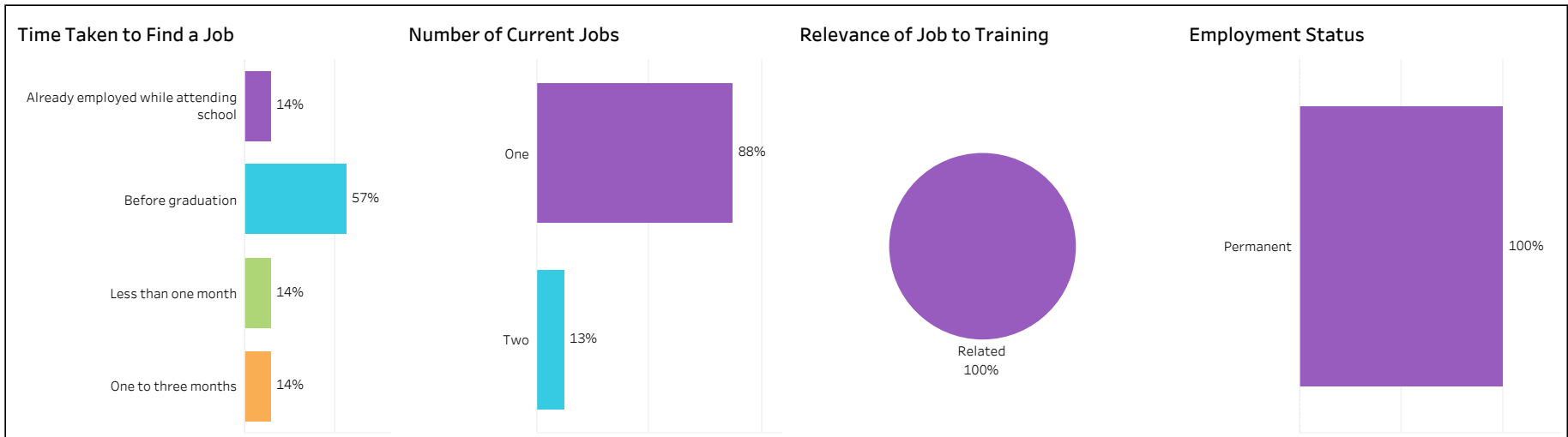
Saskatoon	Outside Sask
90%	10%



2017-18 Graduate Follow-up Survey

Campus: **Saskatoon**; School: **Mining, Energy & Manufacturing**; Program: **Machinist**;
Credential: **CERT**; Program Type: **Base**

Number of Respondents:
10





2017-18 Graduate Follow-up Survey

Campus: **Saskatoon**; School: **Mining, Energy & Manufacturing**; Program: **Mechanical Engineering**; Credential: **DIP**; Program Type: **Base**

Number of Respondents:
10

Class of Graduates
2017-18

School
Mining, Energy & Manuf..

Campus
Saskatoon

Program
Mechanical Engineering

Credential
DIP

Base/Con Ed/Brokered
Base

Indigenous
All

Overall Employment

Available Workforce	# of Grads Employed	Employment Rate	# of Full-time Employed	Full-time Employment Rate
10	9	90%	8	80%

Training Related Employment

Available Workforce	# of Grads Employed	Employment Rate	# of Full-time Employed Grads	Full-time Employment Rate
10	8	80%	7	70%

Location of Employment

Saskatoon	Regina	Moose Jaw	Prince Albert	Elsewhere in Sask	Outside Sask
44%	0%	0%	0%	22%	33%

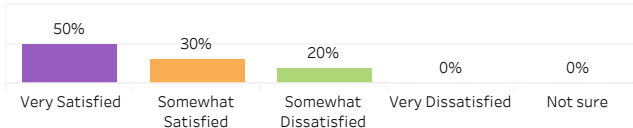
Average Annual Salary

Overall (\$)	52,121
Full-time Training Related (\$)	52,141

Salary by Location

	Overall (\$)	Full-time Training Related (\$)
Saskatoon	50,000	50,000
Elsewhere in SK	52,000	52,000
Alberta	52,000	
British Columbia	45,760	45,760
Manitoba	63,086	63,086

Overall Satisfaction with Program



Satisfaction with Sask Polytech

Satisfied with the decision to attend Sask Polytech	Recommend program to others	Recommend Sask Polytech to others
80%	70%	80%

Satisfaction with Campus Facilities & Services

■ Satisfied
 ■ Dissatisfied
 ■ Not sure

Campus facilities



Campus activities



Instruction delivered



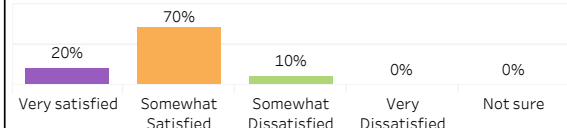
Student support services



Educational experience

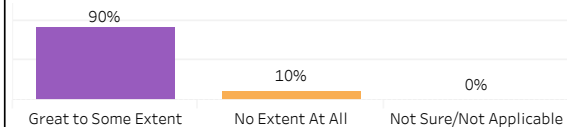


Relevance of Program to Field of Employment

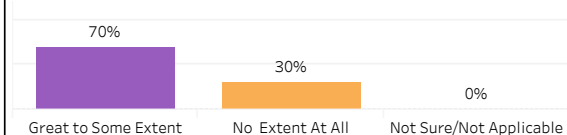


Program Benefits

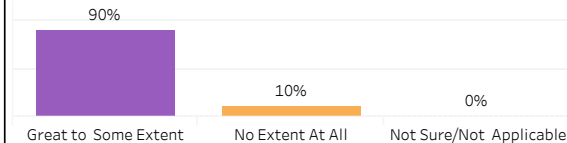
Skills and knowledge relevant in the workplace



Improved earning potential



Improved employment opportunities



Location of Current Residence

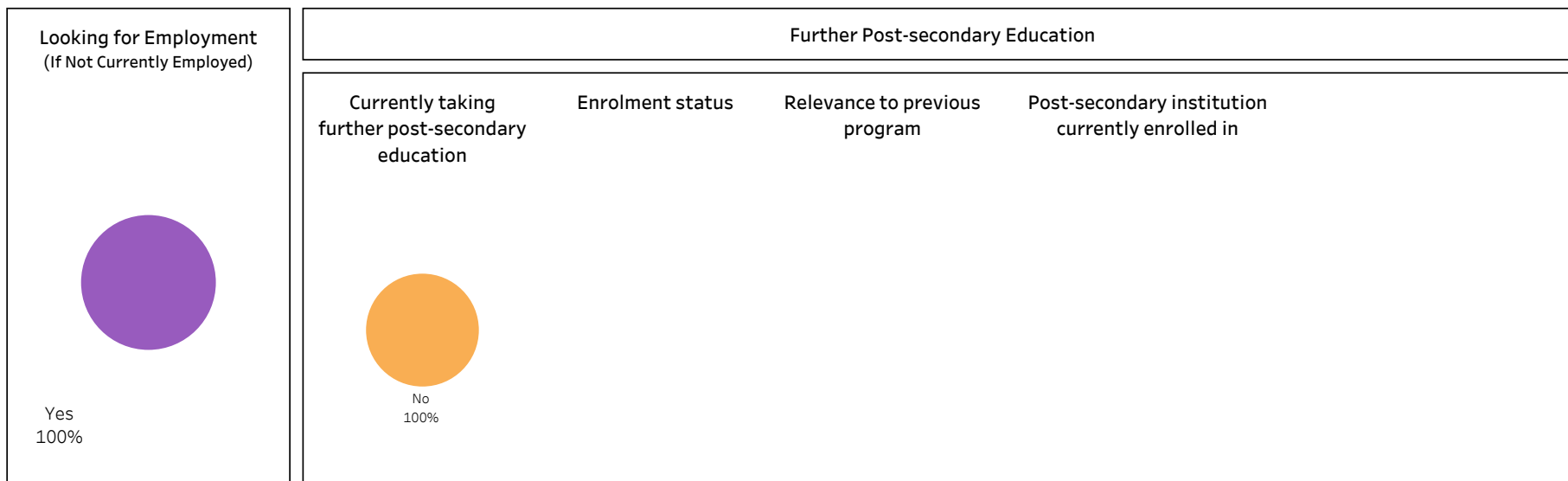
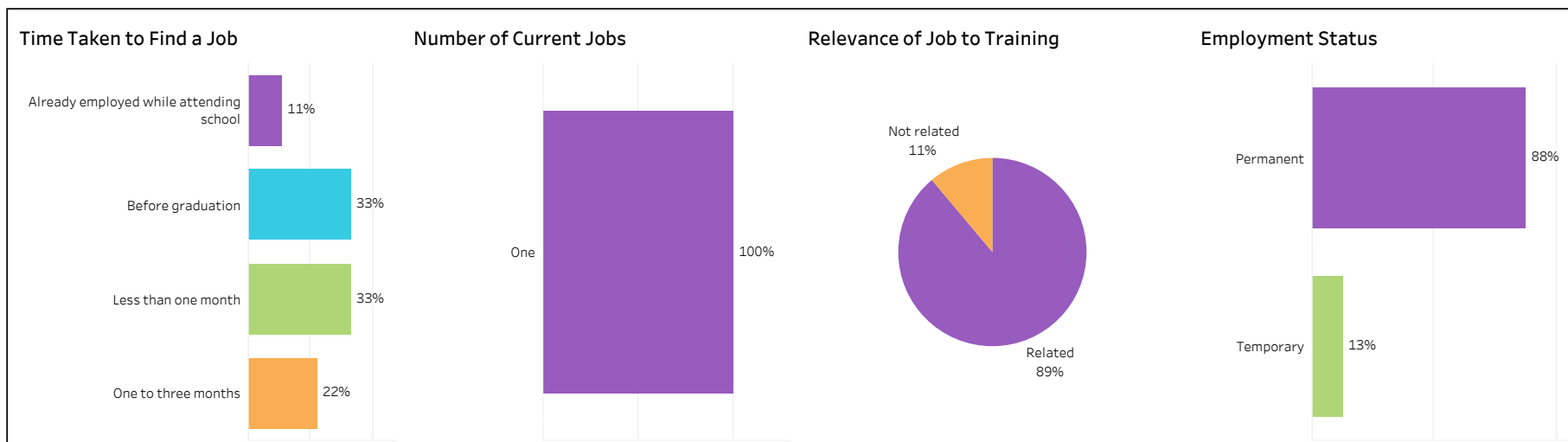
Saskatoon	Regina	Elsewhere in Sask	Outside Sask
40%	10%	10%	40%



2017-18 Graduate Follow-up Survey

Campus: **Saskatoon**; School: **Mining, Energy & Manufacturing**; Program: **Mechanical Engineering**; Credential: **DIP**; Program Type: **Base**

Number of Respondents:
10





2017-18 Graduate Follow-up Survey

Campus: **Saskatoon**; School: **Mining, Energy & Manufacturing**; Program: **Mining Engineering Technology**; Credential: **DIP**; Program Type: **Base**

Number of Respondents:
11

Class of Graduates
2017-18

School
Mining, Energy & Manuf..
Campus
Saskatoon

Program
Mining Engineering Tec..
Credential
DIP

Base/Con Ed/Brokered
Base

Indigenous
All

Overall Employment

Available Workforce	# of Grads Employed	Employment Rate	# of Full-time Employed	Full-time Employment Rate
11	11	100%	11	100%

Training Related Employment

Available Workforce	# of Grads Employed	Employment Rate	# of Full-time Employed Grads	Full-time Employment Rate
11	5	45%	5	45%

Location of Employment

Saskatoon	Regina	Moose Jaw	Prince Albert	Elsewhere in Sask	Outside Sask
50%	0%	0%	0%	30%	20%

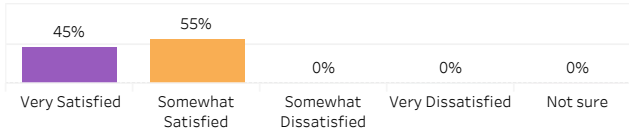
Average Annual Salary

Overall (\$)	53,192
Full-time Training Related (\$)	59,864

Salary by Location

	Overall (\$)	Full-time Training Related (\$)
Saskatoon	54,632	48,880
Elsewhere in SK	59,253	73,280
Manitoba	55,000	55,000

Overall Satisfaction with Program



Satisfaction with Sask Polytech

Satisfied with the decision to attend Sask Polytech	Recommend program to others	Recommend Sask Polytech to others
100%	82%	100%

Satisfaction with Campus Facilities & Services

■ Satisfied
 ■ Dissatisfied
 ■ Not sure

Campus facilities



Campus activities



Instruction delivered



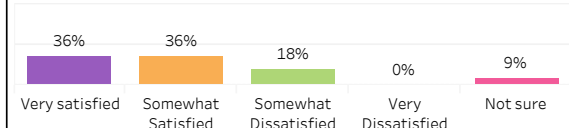
Student support services



Educational experience




Relevance of Program to Field of Employment

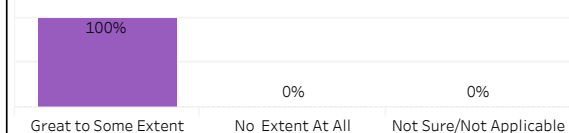


Program Benefits

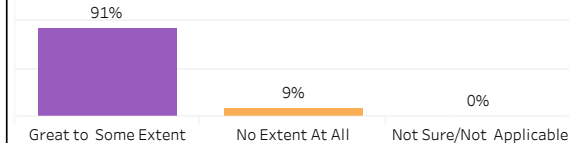
Skills and knowledge relevant in the workplace



Improved earning potential



Improved employment opportunities



Location of Current Residence

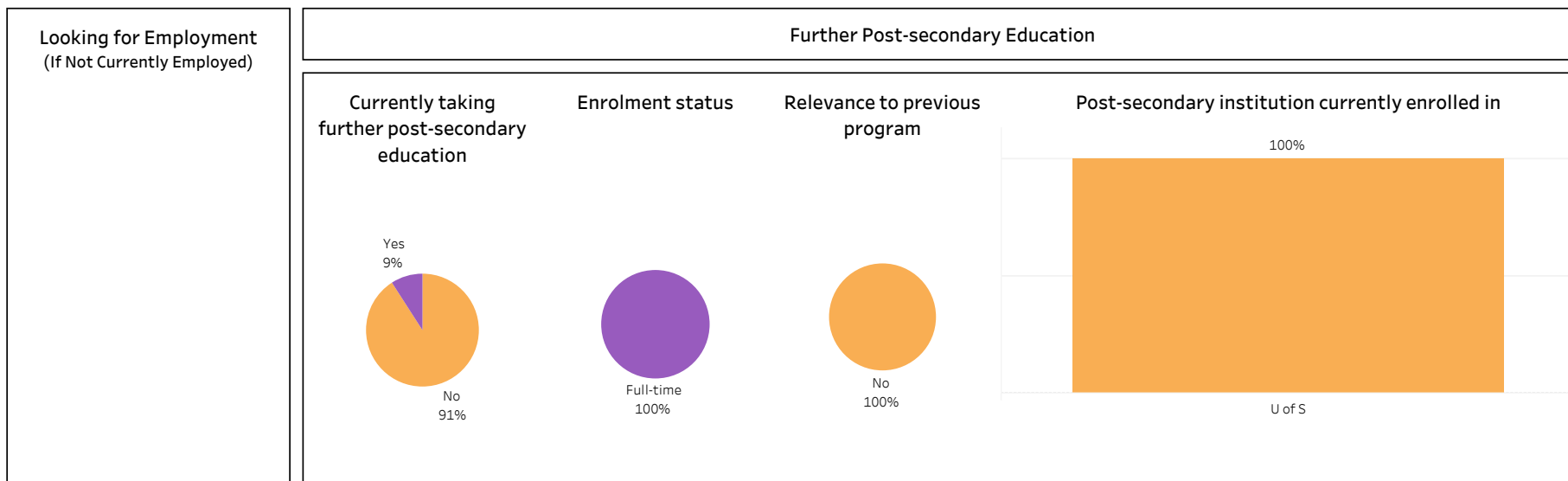
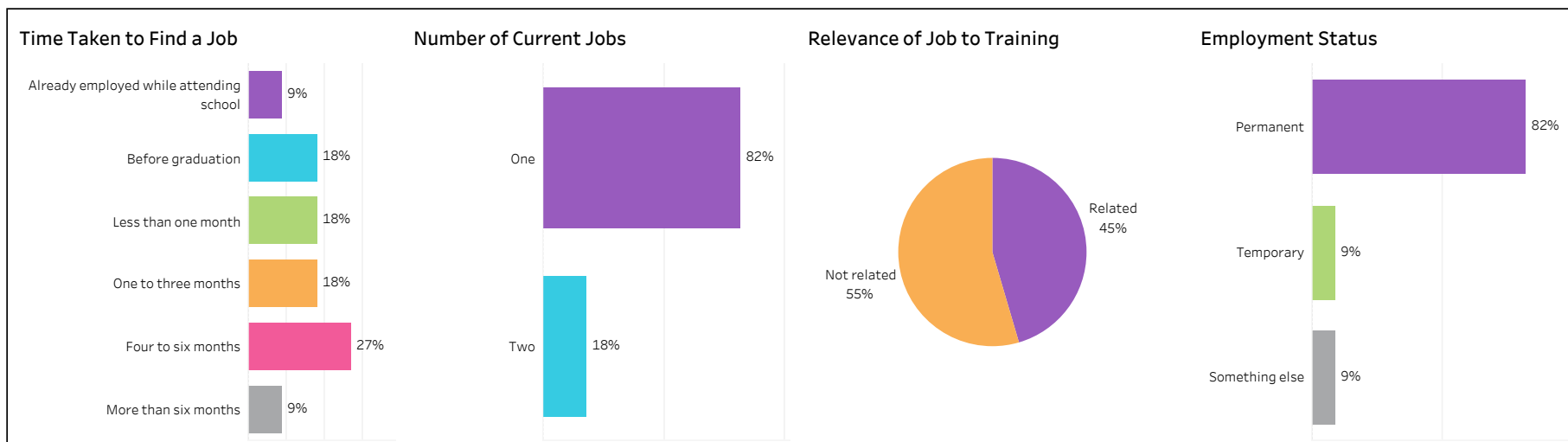
Saskatoon	Elsewhere in Sask	Outside Sask
73%	18%	9%



2017-18 Graduate Follow-up Survey

Campus: **Saskatoon**; School: **Mining, Energy & Manufacturing**; Program: **Mining Engineering Technology**; Credential: **DIP**; Program Type: **Base**

Number of Respondents:
11





2017-18 Graduate Follow-up Survey

Campus: **Saskatoon**; School: **Mining, Energy & Manufacturing**; Program: **Power Engineering**; Credential: **CERT**; Program Type: **Con Ed - Brokered**

Number of Respondents:
40

Class of Graduates
2017-18

School
Mining, Energy & Manufactu..

Campus
Saskatoon

Program
Power Engineering

Credential
CERT

Base/Con Ed/Brokered
Con Ed - Brokered

Overall Employment

Available Workforce	# of Grads Employed	Employment Rate	# of Full-time Employed	Full-time Employment Rate
36	22	61%	20	56%

Training Related Employment

Available Workforce	# of Grads Employed	Employment Rate	# of Full-time Employed Grads	Full-time Employment Rate
36	11	31%	11	31%

Location of Employment

Saskatoon	Regina	Moose Jaw	Prince Albert	Elsewhere in Sask	Outside Sask
18%	14%	0%	0%	50%	18%

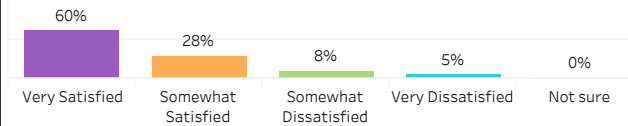
Average Annual Salary

Overall (\$)	82,212
Full-time Training Related (\$)	66,605

Salary by Location

	Overall (\$)	Full-time Training Related (\$)
Saskatoon	41,243	
Regina	68,213	68,213
Elsewhere in SK	101,482	56,764
Alberta	95,000	95,000
British Columbia		
Manitoba	75,400	75,400

Overall Satisfaction with Program



Satisfaction with Sask Polytech

Satisfied with the decision to attend Sask Polytech	Recommend program to others	Recommend Sask Polytech to others
93%	80%	95%

Satisfaction with Campus Facilities & Services

■ Satisfied
 ■ Dissatisfied
 ■ Not sure

Campus facilities



Campus activities



Instruction delivered



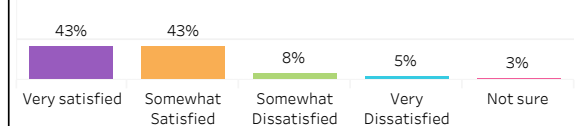
Student support services



Educational experience

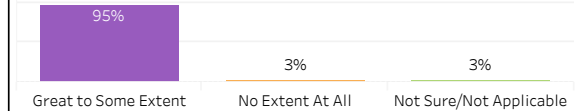


Relevance of Program to Field of Employment

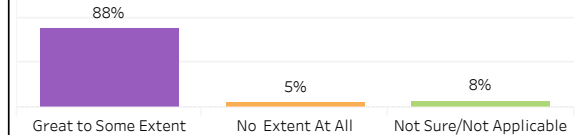


Program Benefits

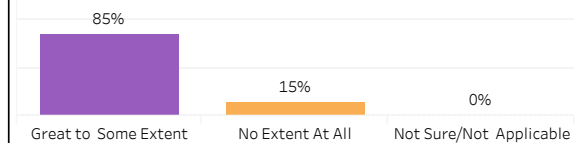
Skills and knowledge relevant in the workplace



Improved earning potential



Improved employment opportunities



Location of Current Residence

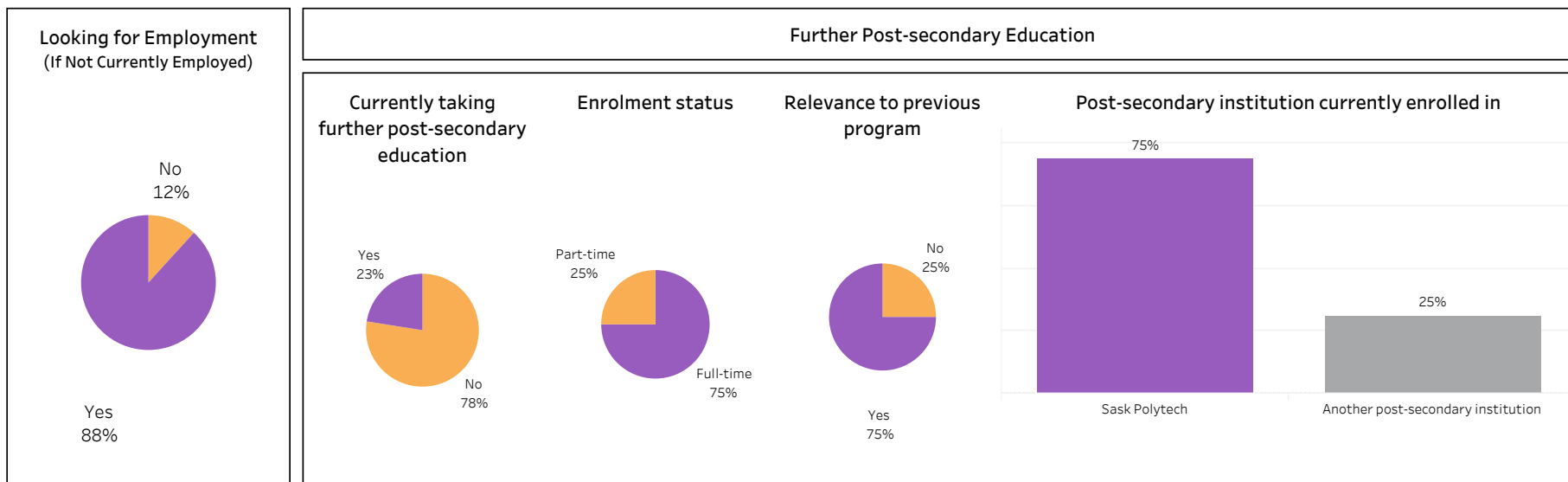
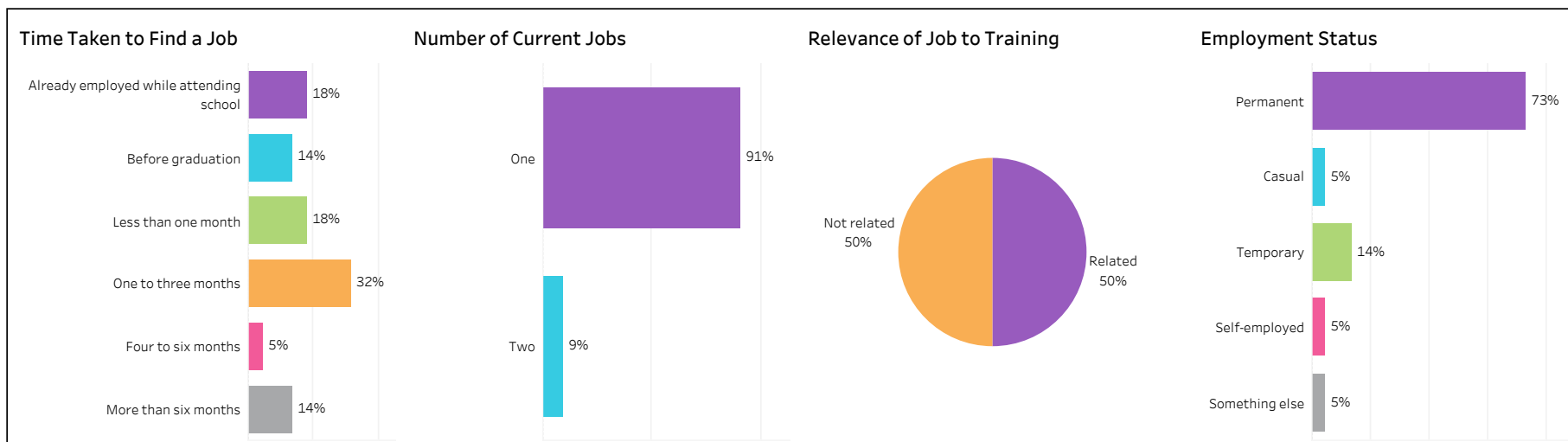
Saskatoon	Regina	Elsewhere in Sask	Outside Sask
28%	8%	58%	8%



2017-18 Graduate Follow-up Survey

Campus: **Saskatoon**; School: **Mining, Energy & Manufacturing**; Program: **Power Engineering**; Credential: **CERT**; Program Type: **Con Ed - Brokered**

Number of Respondents:
40





2017-18 Graduate Follow-up Survey

Campus: **Saskatoon**; School: **Mining, Energy & Manufacturing**; Program: **Power Engineering**; Credential: **DIP**; Program Type: **Base**

Number of Respondents:
23

Class of Graduates
2017-18

School
Mining, Energy & Manufactu..

Campus
Saskatoon

Program
Power Engineering

Credential
DIP

Base/Con Ed/Brokered
Base

Overall Employment

Available Workforce	# of Grads Employed	Employment Rate	# of Full-time Employed	Full-time Employment Rate
23	22	96%	21	91%

Training Related Employment

Available Workforce	# of Grads Employed	Employment Rate	# of Full-time Employed Grads	Full-time Employment Rate
23	11	48%	11	48%

Location of Employment

Saskatoon	Regina	Moose Jaw	Prince Albert	Elsewhere in Sask	Outside Sask
23%	0%	5%	5%	50%	18%

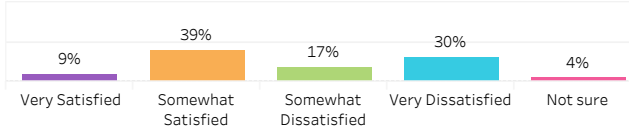
Average Annual Salary

Overall (\$)	89,622
Full-time Training Related (\$)	95,435

Salary by Location

	Overall (\$)	Full-time Training Related (\$)
Saskatoon	74,493	87,040
Moose Jaw	100,000	100,000
Prince Albert		
Elsewhere in SK	96,772	111,300
Alberta		
Manitoba	82,100	44,200

Overall Satisfaction with Program



Satisfaction with Sask Polytech

Satisfied with the decision to attend Sask Polytech	Recommend program to others	Recommend Sask Polytech to others
57%	27%	52%

Satisfaction with Campus Facilities & Services

■ Satisfied
 ■ Dissatisfied
 ■ Not sure

Campus facilities



Campus activities



Instruction delivered



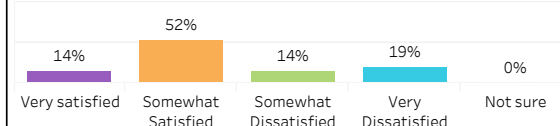
Student support services



Educational experience

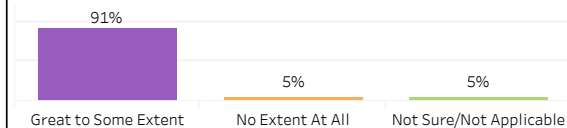


Relevance of Program to Field of Employment

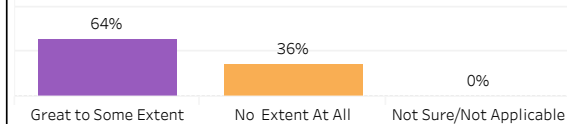


Program Benefits

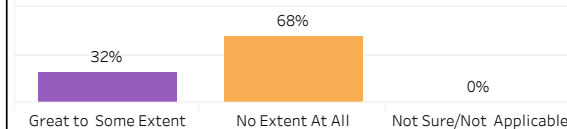
Skills and knowledge relevant in the workplace



Improved earning potential



Improved employment opportunities



Location of Current Residence

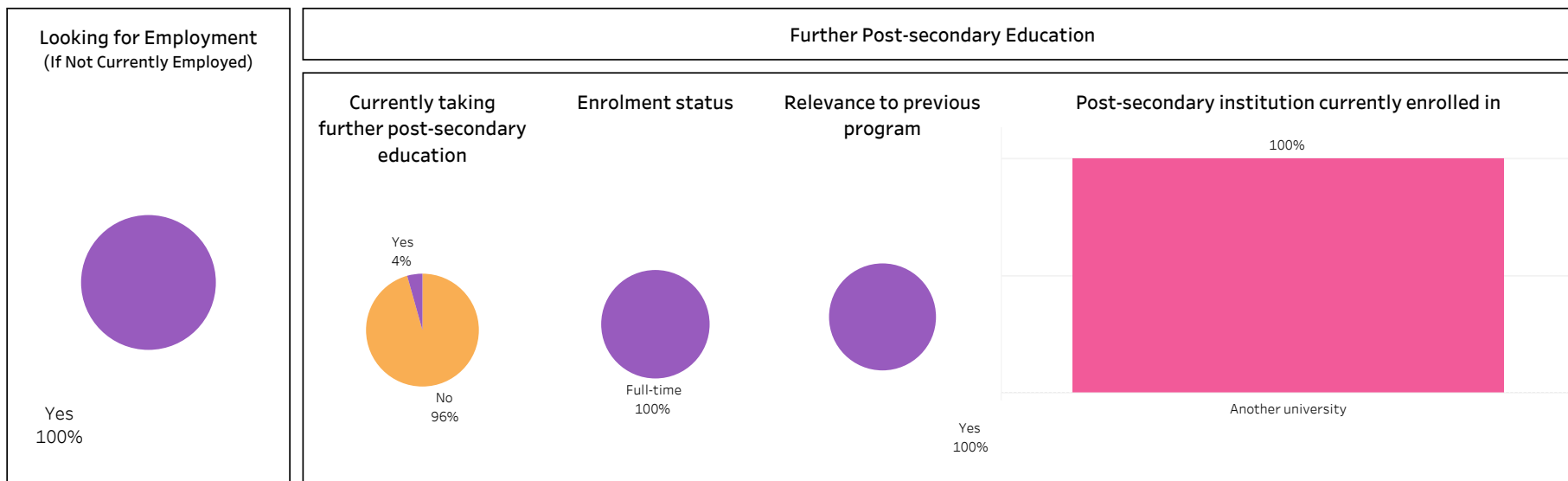
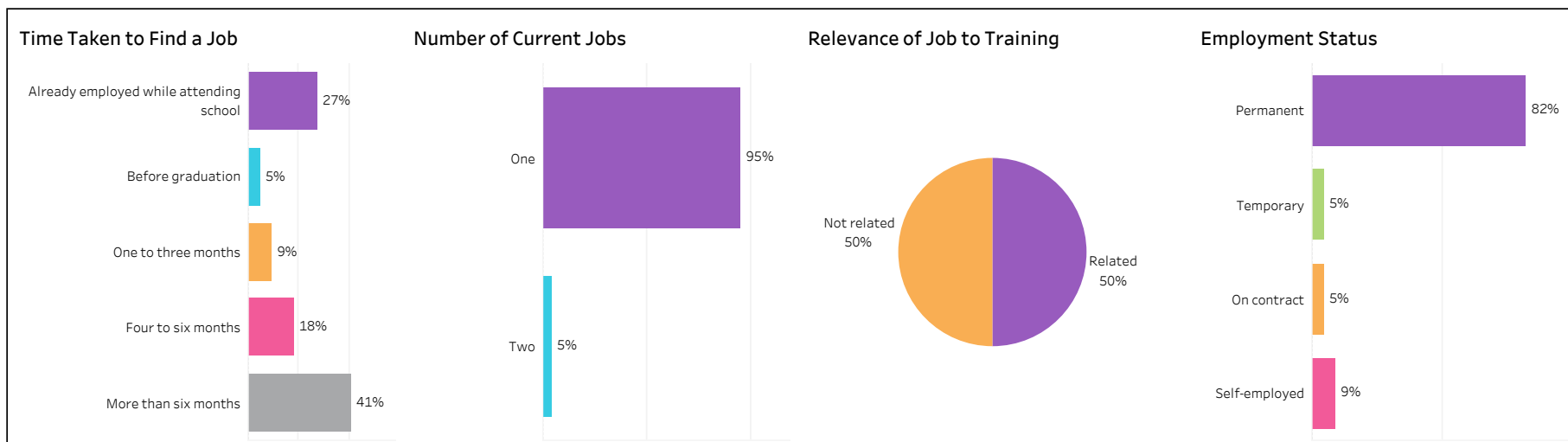
Saskatoon	Moose Jaw	Prince Albert	Elsewhere in Sask
57%	4%	4%	35%



2017-18 Graduate Follow-up Survey

Campus: **Saskatoon**; School: **Mining, Energy & Manufacturing**; Program: **Power Engineering**; Credential: **DIP**; Program Type: **Base**

Number of Respondents:
23





2017-18 Graduate Follow-up Survey

Campus: **Prince Albert**; School: **Mining, Energy & Manufacturing**; Program: **Production Line Welding**; Credential: **APCERT**; Program Type: **Con Ed - Brokered**

Number of Respondents: 5

Class of Graduates
2017-18

School
Mining, Energy & Manufactu..

Campus
Prince Albert

Program
Production Line Welding

Credential
APCERT

Base/Con Ed/Brokered
Con Ed - Brokered

Overall Employment

Available Workforce	# of Grads Employed	Employment Rate	# of Full-time Employed	Full-time Employment Rate
4	4	100%	3	75%

Training Related Employment

Available Workforce	# of Grads Employed	Employment Rate	# of Full-time Employed Grads	Full-time Employment Rate
4	2	50%	1	25%

Location of Employment

Saskatoon	Regina	Moose Jaw	Prince Albert	Elsewhere in Sask	Outside Sask
0%	0%	0%	0%	100%	0%

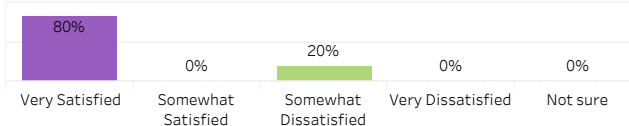
Average Annual Salary

Overall (\$)	61,200
Full-time Training Related (\$)	62,400

Salary by Location

	Overall (\$)	Full-time Training Related (\$)
Elsewhere in SK	61,200	62,400

Overall Satisfaction with Program



Satisfaction with Sask Polytech

Satisfied with the decision to attend Sask Polytech	Recommend program to others	Recommend Sask Polytech to others
80%	80%	80%

Satisfaction with Campus Facilities & Services

■ Satisfied
 ■ Dissatisfied
 ■ Not sure

Campus facilities



Campus activities



Instruction delivered



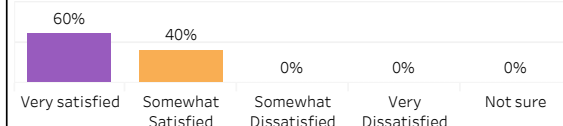
Student support services



Educational experience

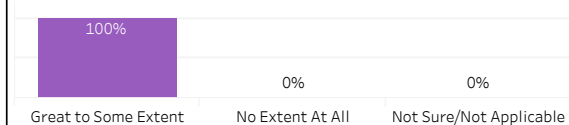


Relevance of Program to Field of Employment

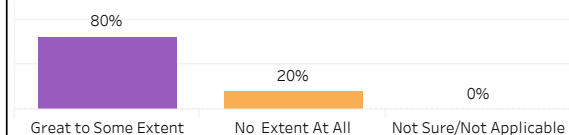


Program Benefits

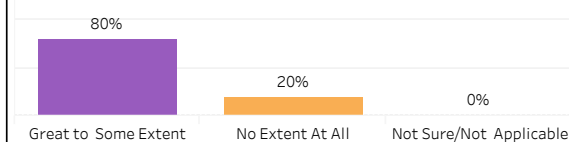
Skills and knowledge relevant in the workplace



Improved earning potential



Improved employment opportunities



Location of Current Residence

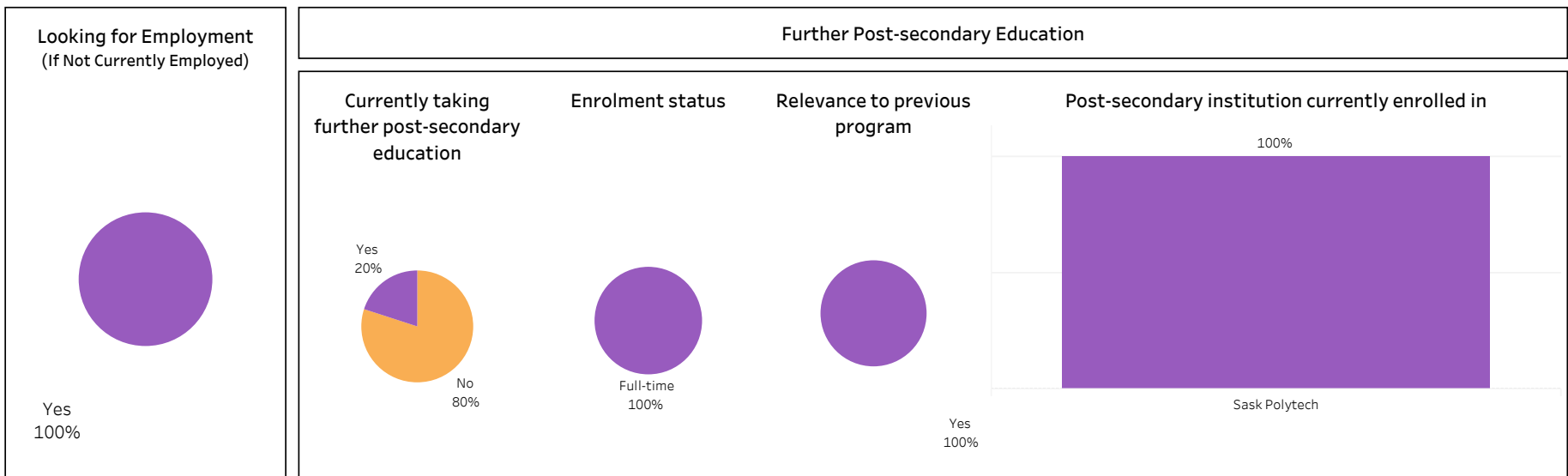
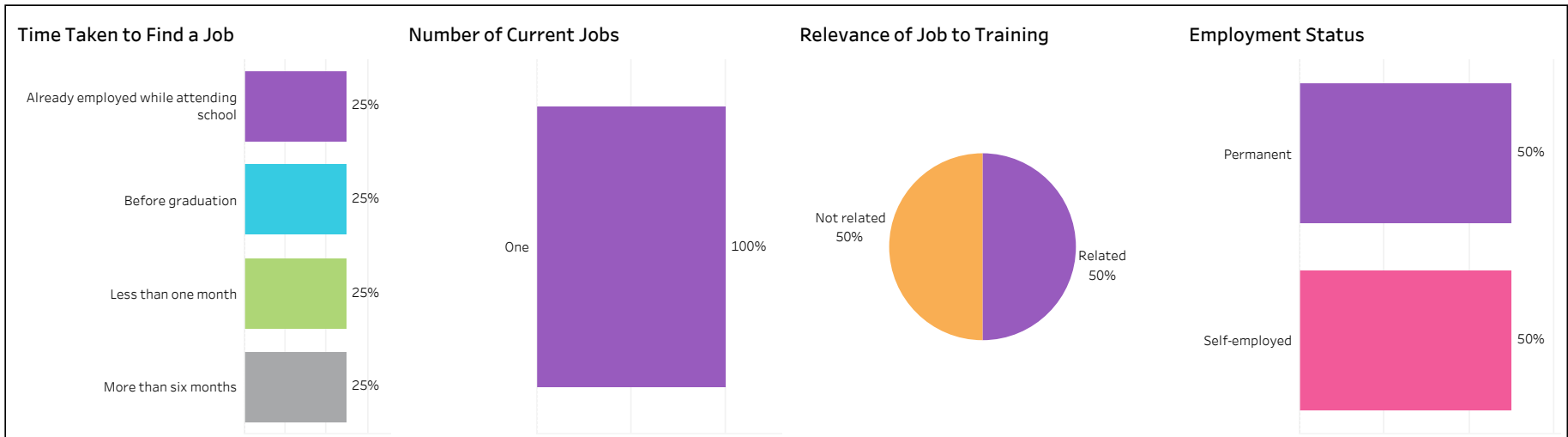
Prince Albert	Elsewhere in Sask
20%	80%



2017-18 Graduate Follow-up Survey

Campus: **Prince Albert**; School: **Mining, Energy & Manufacturing**; Program: **Production Line Welding**; Credential: **APCERT**; Program Type: **Con Ed - Brokered**

Number of Respondents:
5





2017-18 Graduate Follow-up Survey

Campus: **Regina**; School: **Mining, Energy & Manufacturing**; Program: **Welding**;
 Credential: **APCERT**; Program Type: **Con Ed - Sask Polytech Delivered**

Number of Respondents: 8

Class of Graduates
2017-18

School
Mining, Energy & Manufactu..

Campus
Regina

Program
Welding

Credential
APCERT

Base/Con Ed/Brokered
Con Ed - Sask Polytech Delivered

Overall Employment

Available Workforce	# of Grads Employed	Employment Rate	# of Full-time Employed	Full-time Employment Rate
8	7	88%	6	75%

Training Related Employment

Available Workforce	# of Grads Employed	Employment Rate	# of Full-time Employed Grads	Full-time Employment Rate
8	7	88%	6	75%

Location of Employment

Saskatoon	Regina	Moose Jaw	Prince Albert	Elsewhere in Sask	Outside Sask
14%	57%	0%	0%	29%	0%

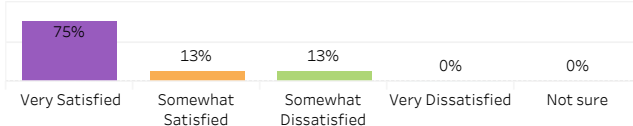
Average Annual Salary

Overall (\$)	52,645
Full-time Training Related (\$)	52,645

Salary by Location

	Overall (\$)	Full-time Training Related (\$)
Saskatoon	52,000.0	52,000.0
Regina	52,806.0	52,806.0
Elsewhere in SK		

Overall Satisfaction with Program



Satisfaction with Sask Polytech

Satisfied with the decision to attend Sask Polytech	Recommend program to others	Recommend Sask Polytech to others
88%	86%	88%

Satisfaction with Campus Facilities & Services

■ Satisfied
 ■ Dissatisfied
 ■ Not sure

Campus facilities



Campus activities



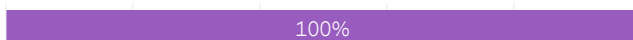
Instruction delivered



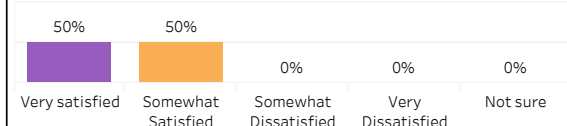
Student support services



Educational experience




Relevance of Program to Field of Employment




Program Benefits


Skills and knowledge relevant in the workplace



Improved earning potential



Improved employment opportunities



Location of Current Residence

Saskatoon	Regina
13%	88%

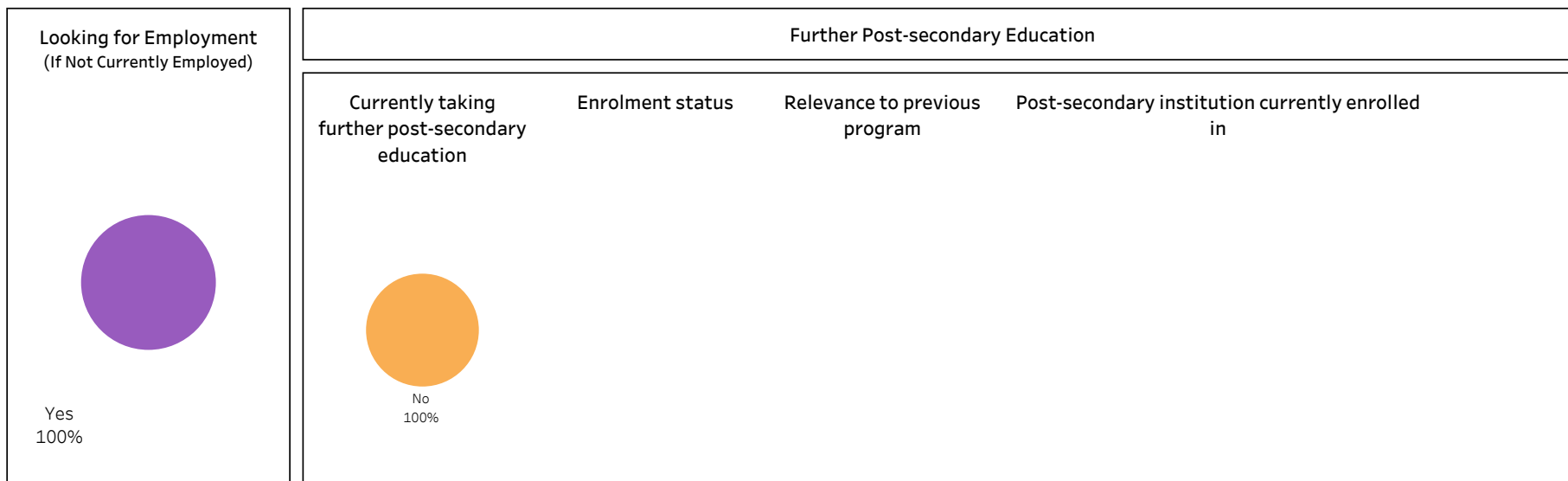
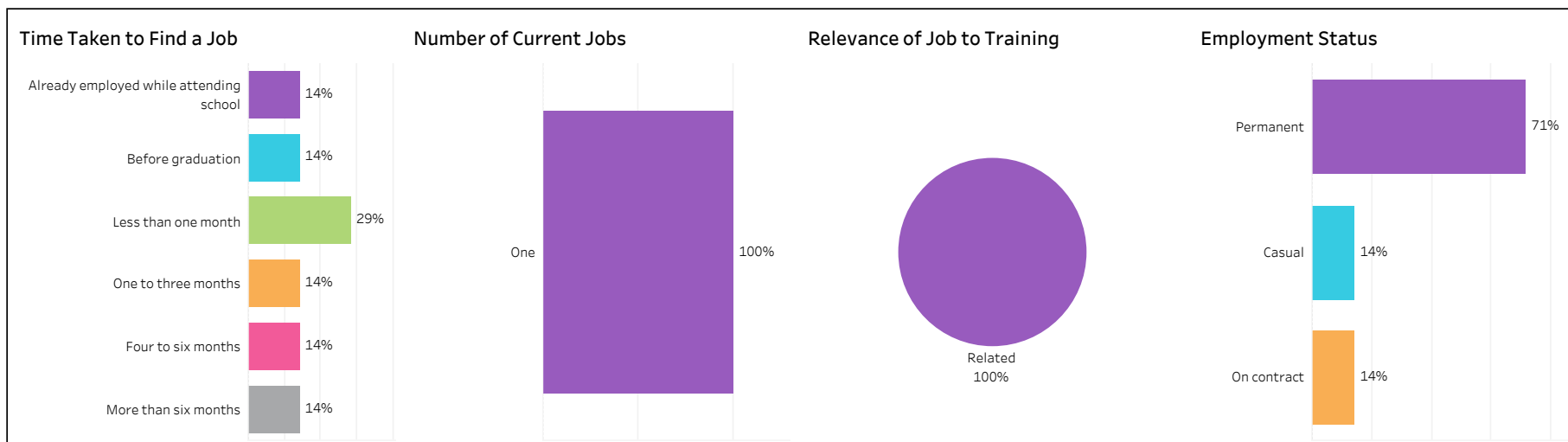


2017-18 Graduate Follow-up Survey

Campus: **Regina**; School: **Mining, Energy & Manufacturing**; Program: **Welding**;

Credential: **APCERT**; Program Type: **Con Ed - Sask Polytech Delivered**

Number of Respondents:
8





2017-18 Graduate Follow-up Survey

Campus: **Regina**; School: **Mining, Energy & Manufacturing**; Program: **Welding**;
 Credential: **APCERT**; Program Type: **Con Ed - Brokered**

Number of Respondents: 5

Class of Graduates
2017-18

School
Mining, Energy & Manufactu..

Campus
Regina

Program
Welding

Credential
APCERT

Base/Con Ed/Brokered
Con Ed - Brokered

Overall Employment

Available Workforce	# of Grads Employed	Employment Rate	# of Full-time Employed	Full-time Employment Rate
5	5	100%	4	80%

Training Related Employment

Available Workforce	# of Grads Employed	Employment Rate	# of Full-time Employed Grads	Full-time Employment Rate
5	4	80%	4	80%

Location of Employment

Saskatoon	Regina	Moose Jaw	Prince Albert	Elsewhere in Sask	Outside Sask
0%	0%	0%	0%	80%	20%

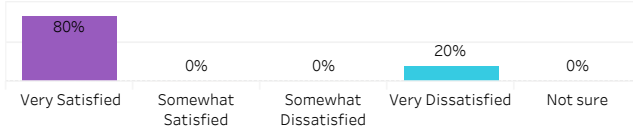
Average Annual Salary

Overall (\$)	48,230
Full-time Training Related (\$)	48,230

Salary by Location

	Overall (\$)	Full-time Training Related (\$)
Elsewhere in SK	49,747	49,747
Alberta	43,680	43,680

Overall Satisfaction with Program



Satisfaction with Sask Polytech

Satisfied with the decision to attend Sask Polytech	Recommend program to others	Recommend Sask Polytech to others
80%	80%	80%

Satisfaction with Campus Facilities & Services

■ Satisfied
 ■ Dissatisfied
 ■ Not sure

Campus facilities



Campus activities



Instruction delivered



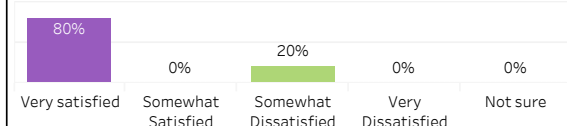
Student support services



Educational experience

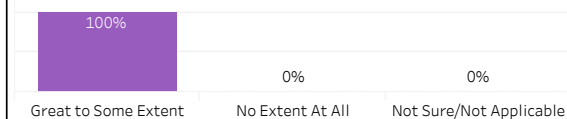


Relevance of Program to Field of Employment

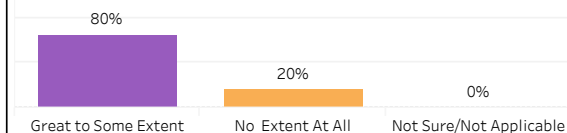


Program Benefits

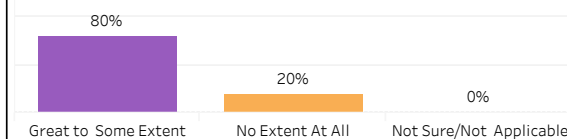
Skills and knowledge relevant in the workplace



Improved earning potential



Improved employment opportunities



Location of Current Residence

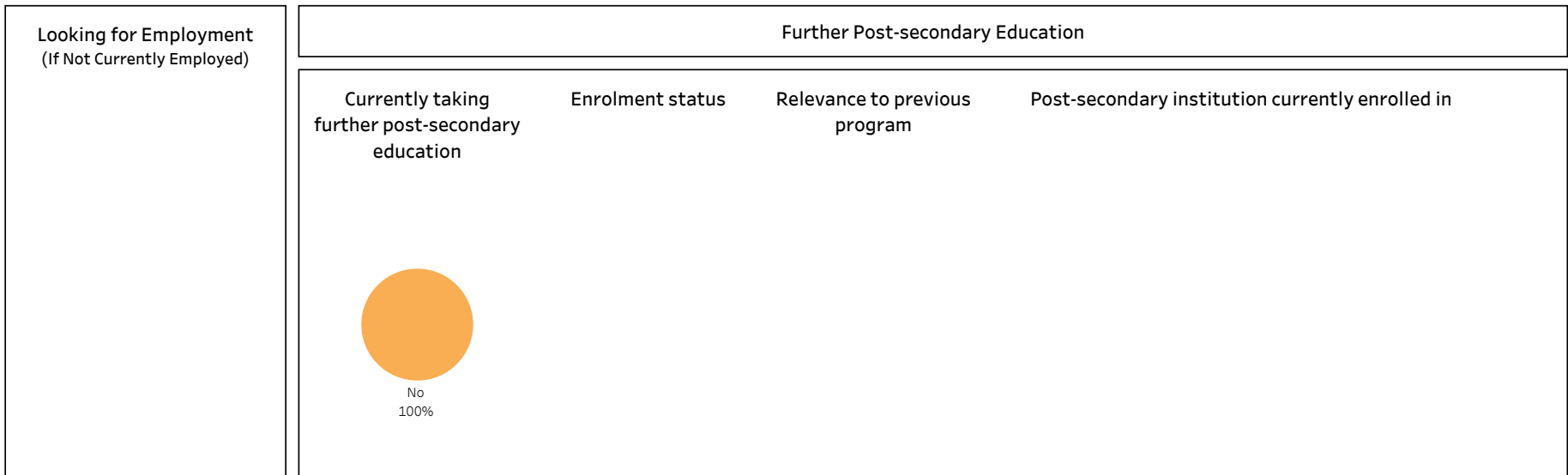
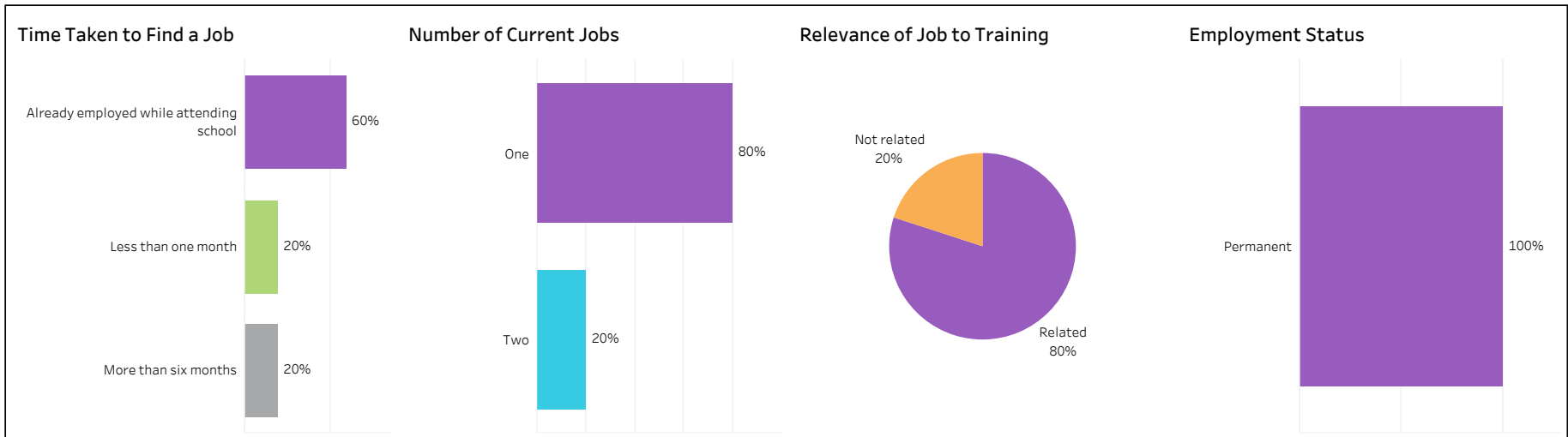
Elsewhere in Sask	Outside Sask
80%	20%



2017-18 Graduate Follow-up Survey

Campus: **Regina**; School: **Mining, Energy & Manufacturing**; Program: **Welding**;
 Credential: **APCERT**; Program Type: **Con Ed - Brokered**

Number of Respondents:
5





2017-18 Graduate Follow-up Survey

Campus: **Saskatoon**; School: **Mining, Energy & Manufacturing**; Program: **Welding**;
 Credential: **APCERT**; Program Type: **Con Ed - Sask Polytech Delivered**

Number of Respondents: **1**

Class of Graduates
2017-18

School
Mining, Energy & Manufactu..

Campus
Saskatoon

Program
Welding

Credential
APCERT

Base/Con Ed/Brokered
Con Ed - Sask Polytech Delivered

Overall Employment

Available Workforce	# of Grads Employed	Employment Rate	# of Full-time Employed	Full-time Employment Rate
1	1	100%	1	100%

Training Related Employment

Available Workforce	# of Grads Employed	Employment Rate	# of Full-time Employed Grads	Full-time Employment Rate
1	1	100%	1	100%

Location of Employment

Saskatoon	Regina	Moose Jaw	Prince Albert	Elsewhere in Sask	Outside Sask
0%	0%	0%	0%	100%	0%

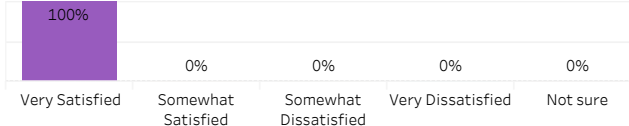
Average Annual Salary

Overall (\$)	36,400
Full-time Training Related (\$)	36,400

Salary by Location

	Overall (\$)	Full-time Training Related (\$)
Elsewhere in SK	36,400	36,400

Overall Satisfaction with Program



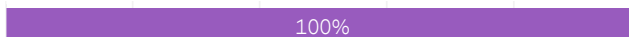
Satisfaction with Sask Polytech

Satisfied with the decision to attend Sask Polytech	Recommend program to others	Recommend Sask Polytech to others
100%	100%	100%

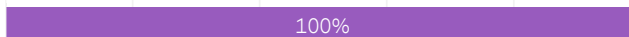
Satisfaction with Campus Facilities & Services

■ Satisfied
 ■ Dissatisfied
 ■ Not sure

Campus facilities



Campus activities



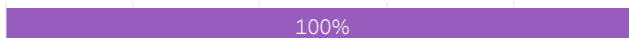
Instruction delivered



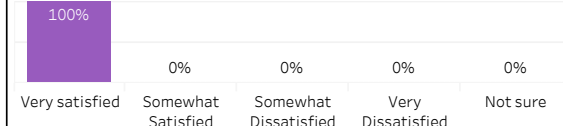
Student support services



Educational experience




Relevance of Program to Field of Employment

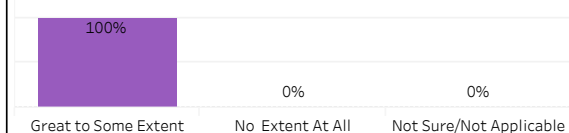


Program Benefits


Skills and knowledge relevant in the workplace



Improved earning potential



Improved employment opportunities



Location of Current Residence

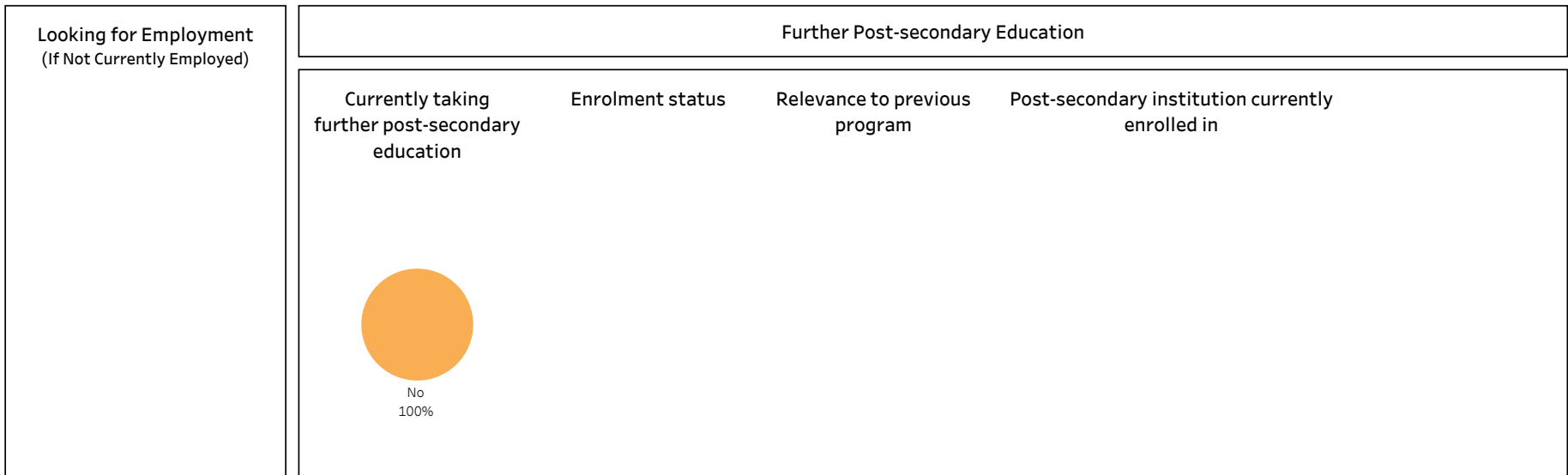
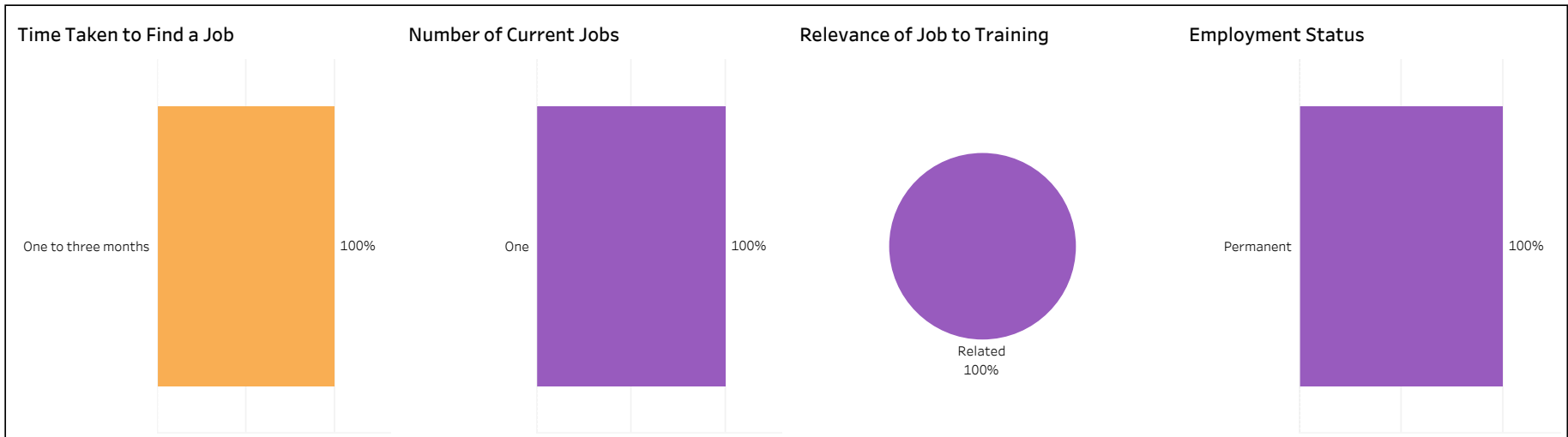
Elsewhere in Sask
100%



2017-18 Graduate Follow-up Survey

Campus: **Saskatoon**; School: **Mining, Energy & Manufacturing**; Program: **Welding**;
Credential: **APCERT**; Program Type: **Con Ed - Sask Polytech Delivered**

Number of Respondents:
1





2017-18 Graduate Follow-up Survey

Campus: **Moose Jaw**; School: **Mining, Energy & Manufacturing**; Program: **Welding**;
Credential: **CERT**; Program Type: **Base**

Number of Respondents: 8

Class of Graduates
2017-18

School
Mining, Energy & Manufactu..

Campus
Moose Jaw

Program
Welding

Credential
CERT

Base/Con Ed/Brokered
Base

Overall Employment

Available Workforce	# of Grads Employed	Employment Rate	# of Full-time Employed	Full-time Employment Rate
8	8	100%	8	100%

Training Related Employment

Available Workforce	# of Grads Employed	Employment Rate	# of Full-time Employed Grads	Full-time Employment Rate
8	6	75%	6	75%

Location of Employment

Saskatoon	Regina	Moose Jaw	Prince Albert	Elsewhere in Sask	Outside Sask
13%	50%	13%	0%	25%	0%

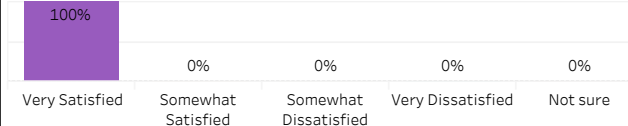
Average Annual Salary

Overall (\$)	52,303
Full-time Training Related (\$)	55,473

Salary by Location

	Overall (\$)	Full-time Training Related (\$)
Saskatoon	33,280	
Regina	54,610	54,610
Moose Jaw		
Elsewhere in SK	57,200	57,200

Overall Satisfaction with Program



Satisfaction with Sask Polytech

Satisfied with the decision to attend Sask Polytech	Recommend program to others	Recommend Sask Polytech to others
100%	100%	100%

Satisfaction with Campus Facilities & Services

■ Satisfied
 ■ Dissatisfied
 ■ Not sure

Campus facilities



Campus activities



Instruction delivered



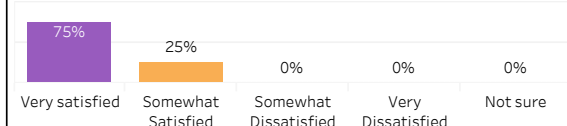
Student support services



Educational experience




Relevance of Program to Field of Employment




Program Benefits


Skills and knowledge relevant in the workplace



Improved earning potential



Improved employment opportunities



Location of Current Residence

Saskatoon	Regina	Moose Jaw	Elsewhere in Sask
13%	38%	13%	38%

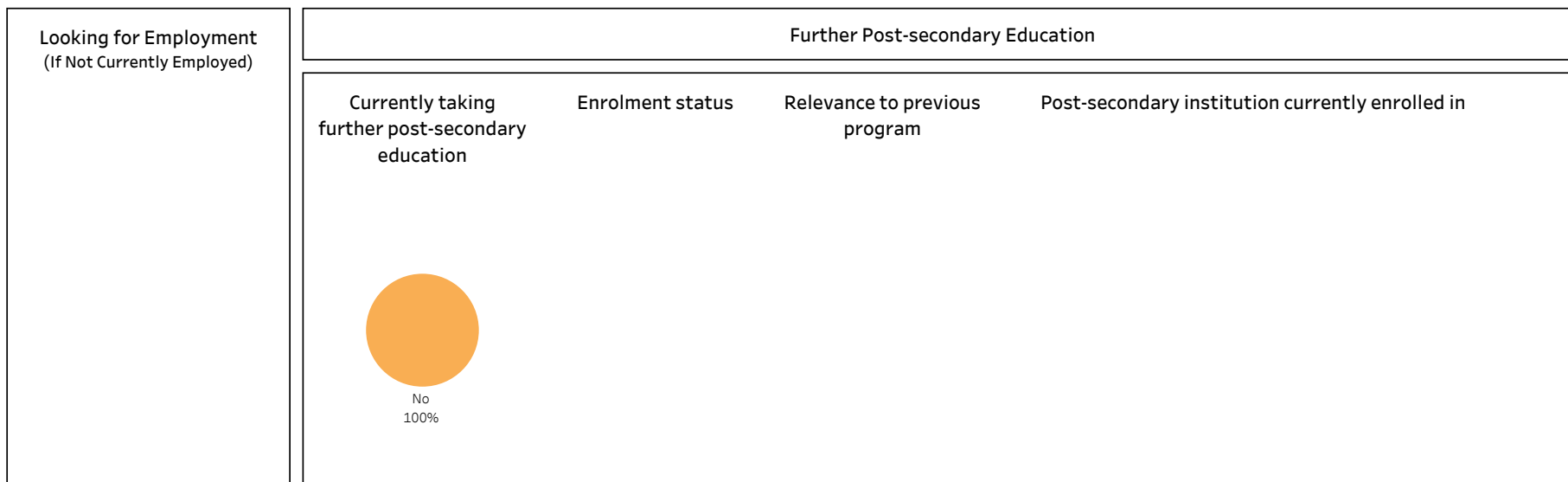
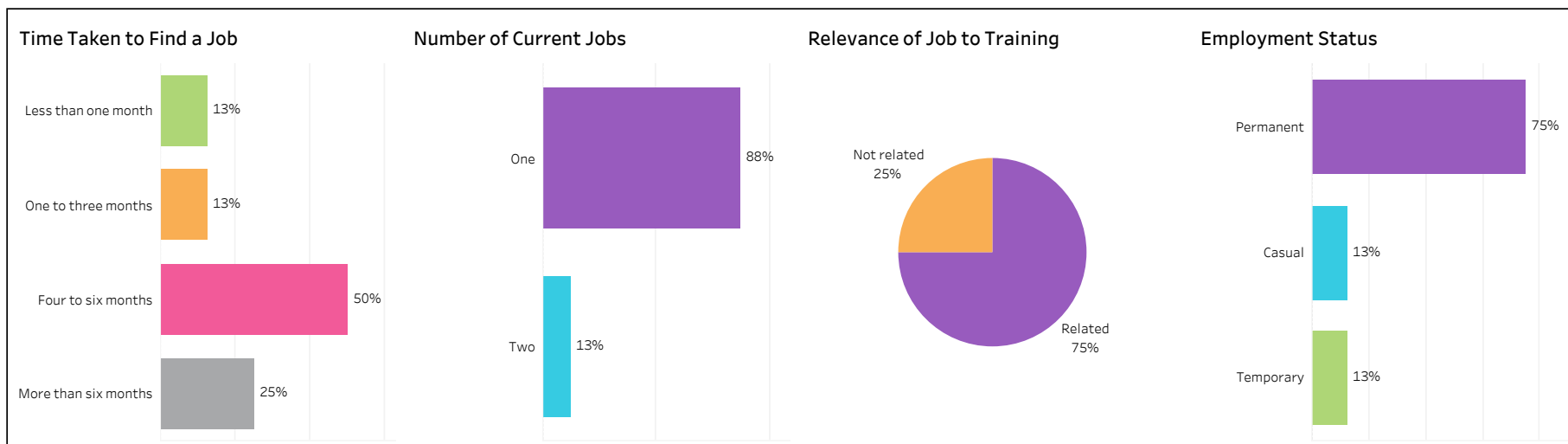


2017-18 Graduate Follow-up Survey

Campus: **Moose Jaw**; School: **Mining, Energy & Manufacturing**; Program: **Welding**;

Credential: **CERT**; Program Type: **Base**

Number of Respondents:
8





2017-18 Graduate Follow-up Survey

Campus: **Prince Albert**; School: **Mining, Energy & Manufacturing**; Program: **Welding**;
Credential: **CERT**; Program Type: **Base**

Number of Respondents:
11

Class of Graduates
2017-18

School
Mining, Energy & Manufactu..

Campus
Prince Albert

Program
Welding

Credential
CERT

Base/Con Ed/Brokered
Base

Overall Employment

Available Workforce	# of Grads Employed	Employment Rate	# of Full-time Employed	Full-time Employment Rate
11	10	91%	8	73%

Training Related Employment

Available Workforce	# of Grads Employed	Employment Rate	# of Full-time Employed Grads	Full-time Employment Rate
11	5	45%	5	45%

Location of Employment

Saskatoon	Regina	Moose Jaw	Prince Albert	Elsewhere in Sask	Outside Sask
20%	20%	0%	30%	30%	0%

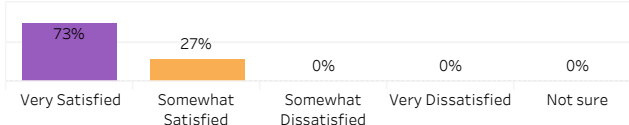
Average Annual Salary

Overall (\$)	51,683
Full-time Training Related (\$)	66,007

Salary by Location

	Overall (\$)	Full-time Training Related (\$)
Saskatoon	42,536	42,536
Regina	71,747	71,747
Prince Albert	71,534	101,469
Elsewhere in SK	20,917	

Overall Satisfaction with Program



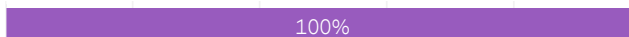
Satisfaction with Sask Polytech

Satisfied with the decision to attend Sask Polytech	Recommend program to others	Recommend Sask Polytech to others
91%	100%	100%

Satisfaction with Campus Facilities & Services

■ Satisfied
 ■ Dissatisfied
 ■ Not sure

Campus facilities



Campus activities



Instruction delivered



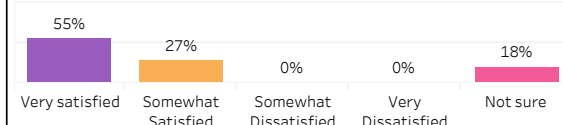
Student support services



Educational experience




Relevance of Program to Field of Employment

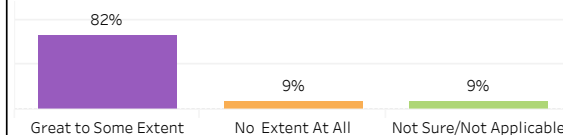


Program Benefits


Skills and knowledge relevant in the workplace



Improved earning potential



Improved employment opportunities



Location of Current Residence

Saskatoon	Regina	Prince Albert	Elsewhere in Sask
18%	9%	64%	9%

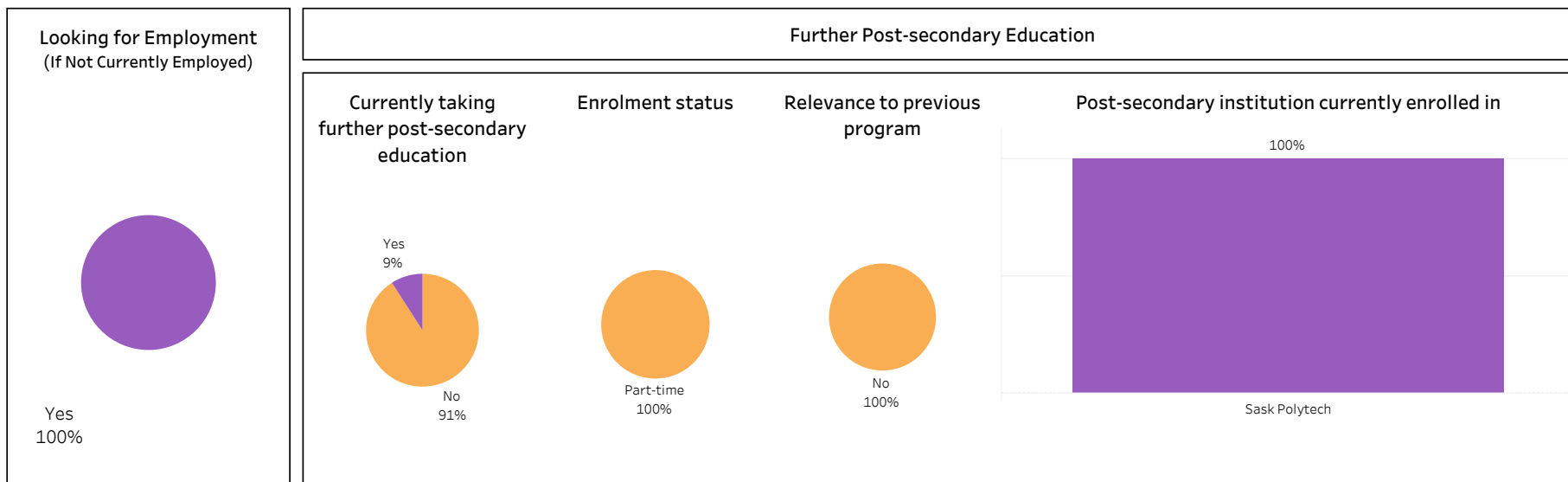
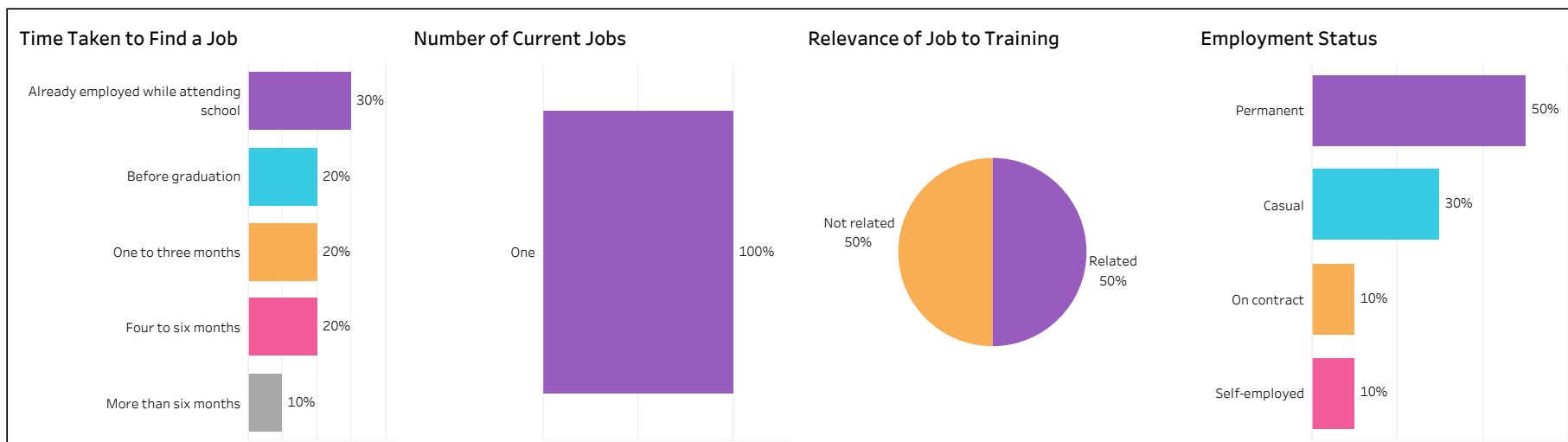


2017-18 Graduate Follow-up Survey

Campus: **Prince Albert**; School: **Mining, Energy & Manufacturing**; Program: **Welding**;

Credential: **CERT**; Program Type: **Base**

Number of Respondents:
11





2017-18 Graduate Follow-up Survey

Campus: **Regina**; School: **Mining, Energy & Manufacturing**; Program: **Welding**;
Credential: **CERT**; Program Type: **Base**

Number of Respondents:
10

Class of Graduates
2017-18

School
Mining, Energy & Manufactu..

Campus
Regina

Program
Welding

Credential
CERT

Base/Con Ed/Brokered
Base

Overall Employment

Available Workforce	# of Grads Employed	Employment Rate	# of Full-time Employed	Full-time Employment Rate
10	9	90%	8	80%

Training Related Employment

Available Workforce	# of Grads Employed	Employment Rate	# of Full-time Employed Grads	Full-time Employment Rate
10	7	70%	7	70%

Location of Employment

Saskatoon	Regina	Moose Jaw	Prince Albert	Elsewhere in Sask	Outside Sask
0%	89%	0%	0%	11%	0%

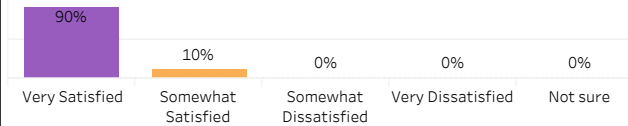
Average Annual Salary

Overall (\$)	44,641
Full-time Training Related (\$)	45,091

Salary by Location

	Overall (\$)	Full-time Training Related (\$)
Regina	39,875	45,091
Elsewhere in SK	78,000	

Overall Satisfaction with Program



Satisfaction with Sask Polytech

Satisfied with the decision to attend Sask Polytech	Recommend program to others	Recommend Sask Polytech to others
100%	100%	100%

Satisfaction with Campus Facilities & Services

■ Satisfied
 ■ Dissatisfied
 ■ Not sure

Campus facilities



Campus activities



Instruction delivered



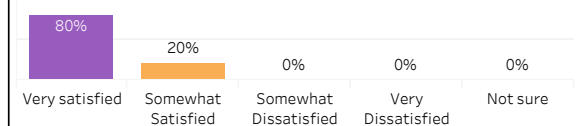
Student support services



Educational experience

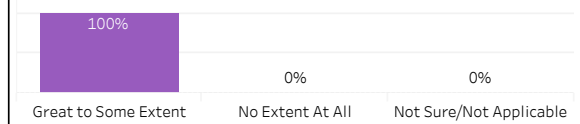


Relevance of Program to Field of Employment

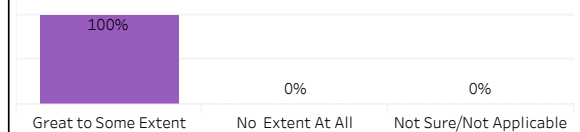


Program Benefits

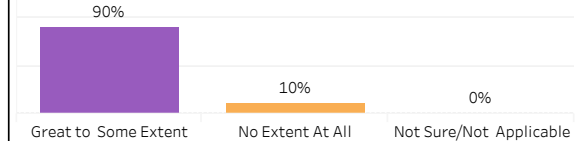
Skills and knowledge relevant in the workplace



Improved earning potential



Improved employment opportunities



Location of Current Residence

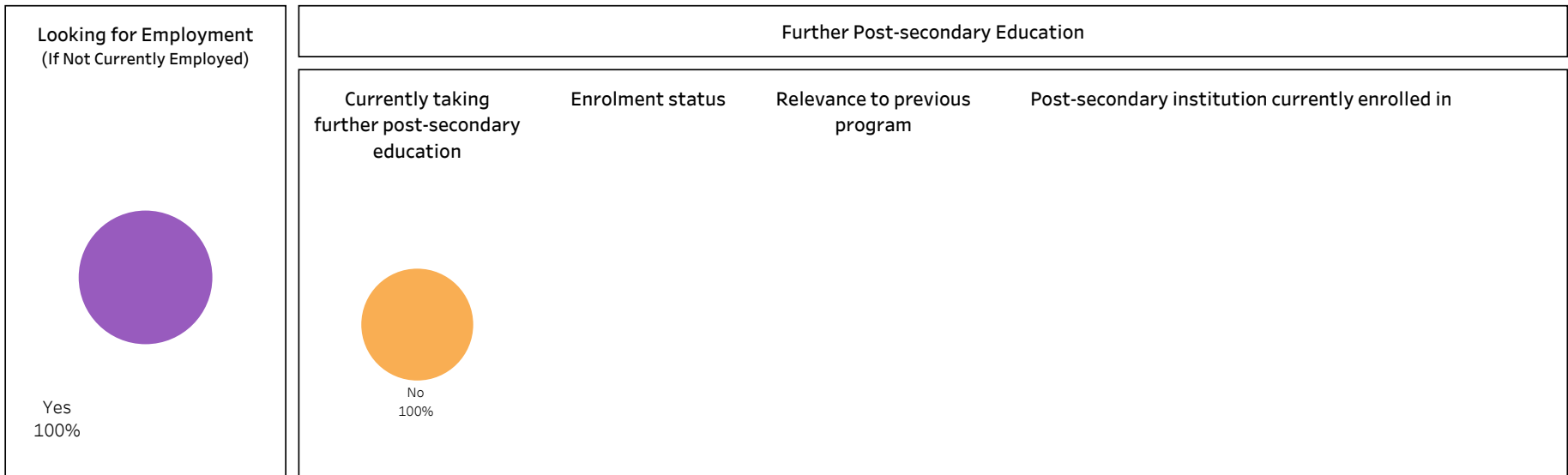
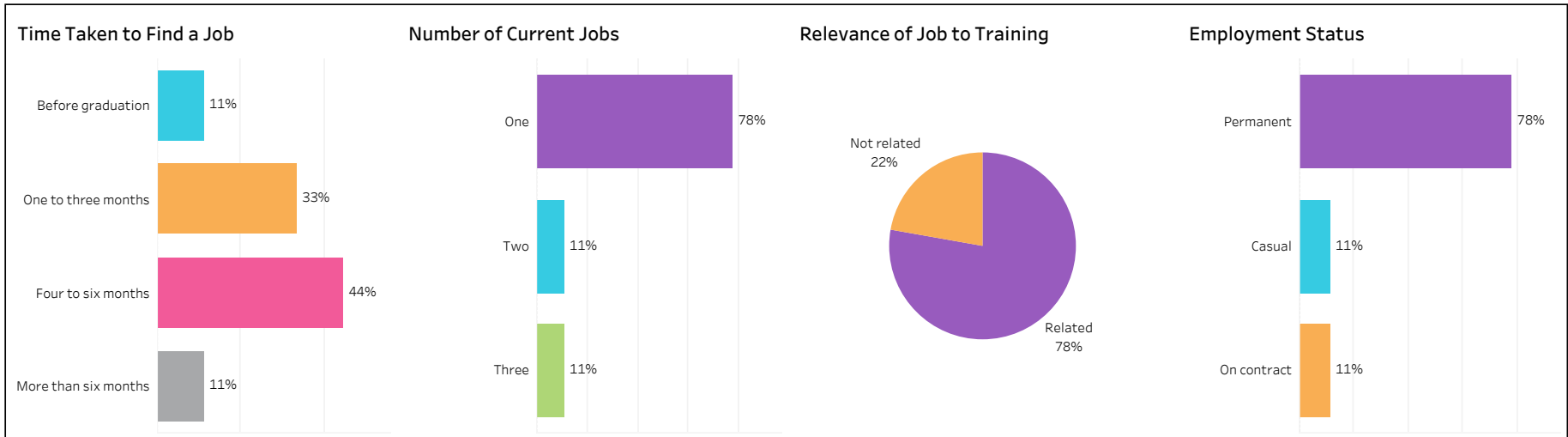
Regina
100%



2017-18 Graduate Follow-up Survey

Campus: **Regina**; School: **Mining, Energy & Manufacturing**; Program: **Welding**;
Credential: **CERT**; Program Type: **Base**

Number of Respondents:
10





2017-18 Graduate Follow-up Survey

Campus: **Saskatoon**; School: **Mining, Energy & Manufacturing**; Program: **Welding**;
Credential: **CERT**; Program Type: **Base**

Number of Respondents:
13

Class of Graduates
2017-18

School
Mining, Energy & Manufactu..

Campus
Saskatoon

Program
Welding

Credential
CERT

Base/Con Ed/Brokered
Base

Overall Employment

Available Workforce	# of Grads Employed	Employment Rate	# of Full-time Employed	Full-time Employment Rate
12	10	83%	10	83%

Training Related Employment

Available Workforce	# of Grads Employed	Employment Rate	# of Full-time Employed Grads	Full-time Employment Rate
12	8	67%	8	67%

Location of Employment

Saskatoon	Regina	Moose Jaw	Prince Albert	Elsewhere in Sask	Outside Sask
70%	0%	0%	0%	30%	0%

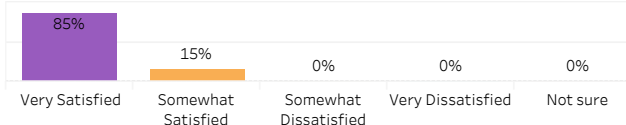
Average Annual Salary

Overall (\$)	56,467
Full-time Training Related (\$)	56,467

Salary by Location

	Overall (\$)	Full-time Training Related (\$)
Saskatoon	47,989	47,989
Elsewhere in SK	81,900	81,900

Overall Satisfaction with Program



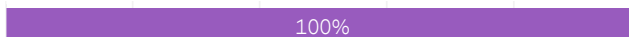
Satisfaction with Sask Polytech

Satisfied with the decision to attend Sask Polytech	Recommend program to others	Recommend Sask Polytech to others
92%	92%	100%

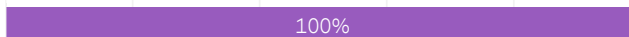
Satisfaction with Campus Facilities & Services

■ Satisfied
 ■ Dissatisfied
 ■ Not sure

Campus facilities



Campus activities



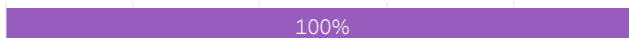
Instruction delivered



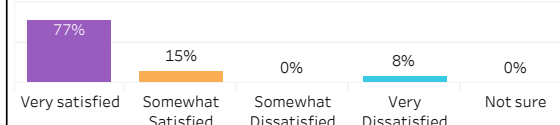
Student support services



Educational experience

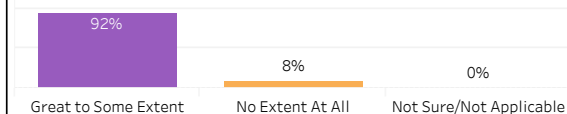


Relevance of Program to Field of Employment




Program Benefits

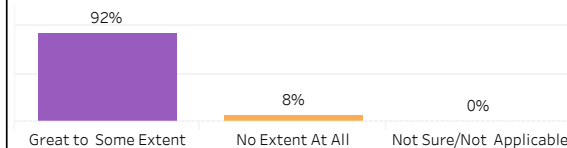
Skills and knowledge relevant in the workplace



Improved earning potential



Improved employment opportunities



Location of Current Residence

Saskatoon	Elsewhere in Sask	Outside Sask
62%	31%	8%

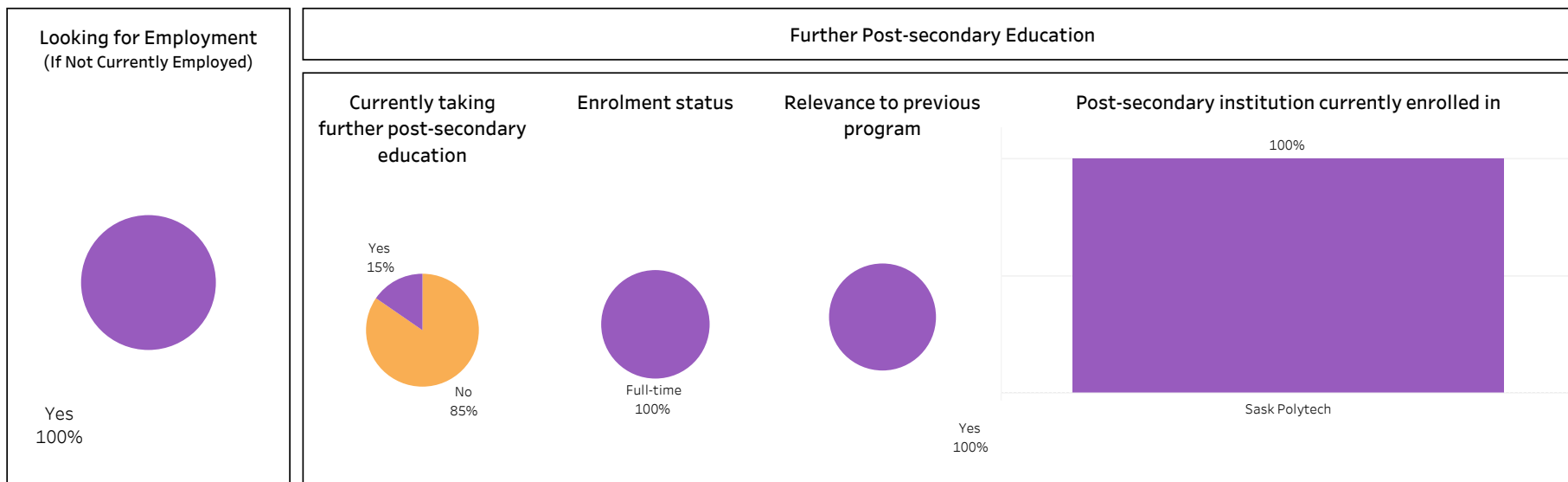
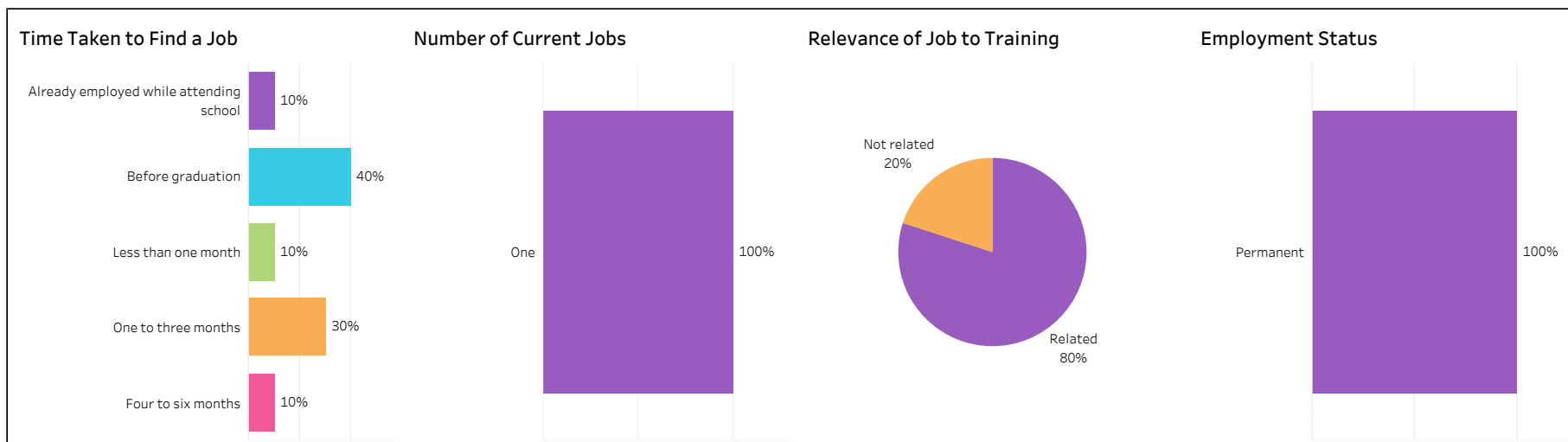


2017-18 Graduate Follow-up Survey

Campus: **Saskatoon**; School: **Mining, Energy & Manufacturing**; Program: **Welding**;

Credential: **CERT**; Program Type: **Base**

Number of Respondents:
13



School of Natural Resources & Built Environment



2017-18 Graduate Follow-up Survey

Campus: **All**; School: **Natural Resources & Built Environment**; Program: **All**;
Credential: **All**; Program Type: **All**

Number of Respondents:
101

Class of Graduates
2017-18

School
Natural Resources & Built En..

Campus
All

Program
All

Credential
All

Base/Con Ed/Brokered
All

Overall Employment

Available Workforce	# of Grads Employed	Employment Rate	# of Full-time Employed	Full-time Employment Rate
93	84	90%	79	85%

Training Related Employment

Available Workforce	# of Grads Employed	Employment Rate	# of Full-time Employed Grads	Full-time Employment Rate
93	62	67%	61	66%

Location of Employment

Saskatoon	Regina	Moose Jaw	Prince Albert	Elsewhere in Sask	Outside Sask
24%	13%	10%	10%	25%	18%

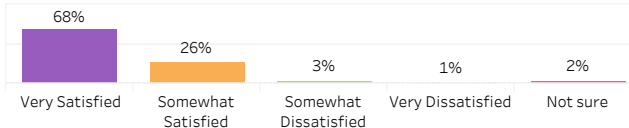
Average Annual Salary

Overall (\$)	50,854
Full-time Training Related (\$)	52,052

Salary by Location

	Overall (\$)	Full-time Training Related (\$)
Saskatoon	52,041	52,505
Regina	53,933	56,658
Moose Jaw	48,919	55,966
Prince Albert	39,509	39,509
Elsewhere in SK	40,834	40,940
Alberta	81,418	66,333
British Columbia	61,650	58,925
Manitoba	87,360	87,360
Ontario	40,000	40,000

Overall Satisfaction with Program



Satisfaction with Sask Polytech

Satisfied with the decision to attend Sask Polytech	Recommend program to others	Recommend Sask Polytech to others
94%	88%	96%

Satisfaction with Campus Facilities & Services

■ Satisfied
 ■ Dissatisfied
 ■ Not sure

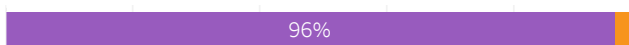
Campus facilities



Campus activities



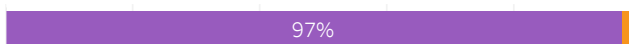
Instruction delivered



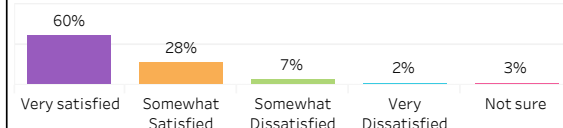
Student support services



Educational experience

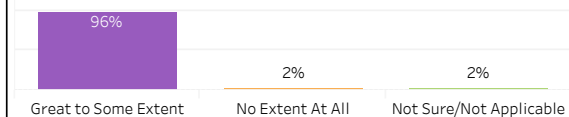


Relevance of Program to Field of Employment

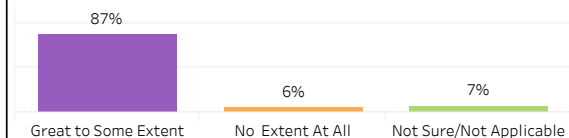


Program Benefits

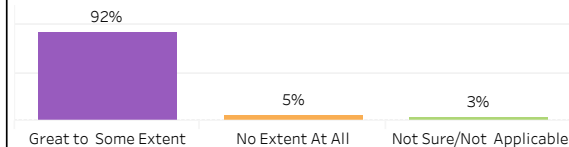
Skills and knowledge relevant in the workplace



Improved earning potential



Improved employment opportunities



Location of Current Residence

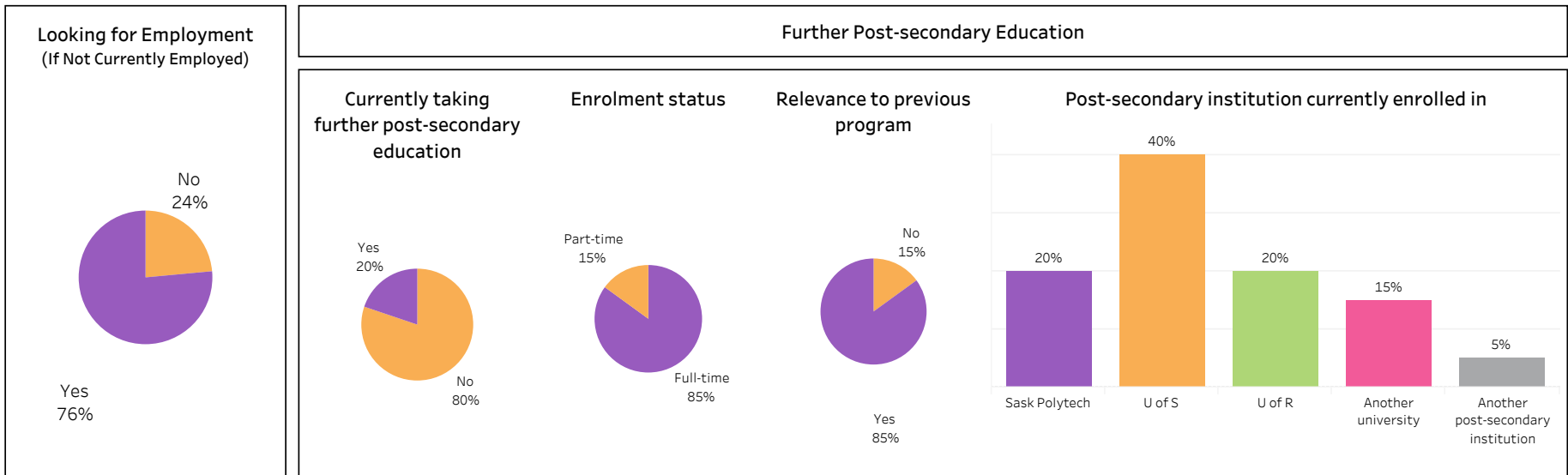
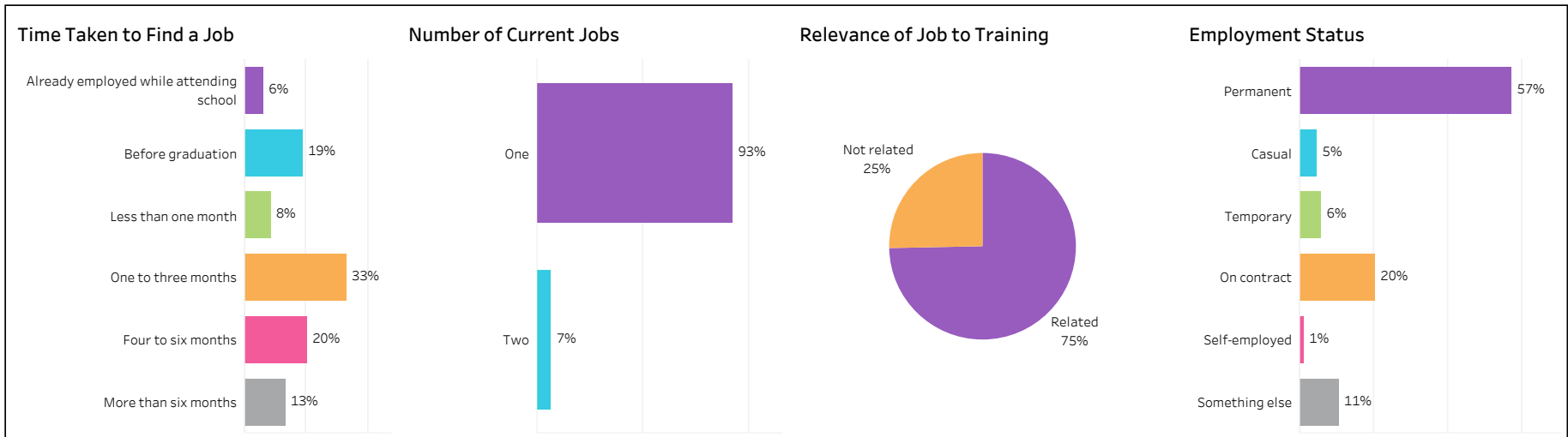
Saskatoon	Regina	Moose Jaw	Prince Albert	Elsewhere in Sask	Outside Sask
25%	17%	12%	14%	21%	12%



2017-18 Graduate Follow-up Survey

Campus: **All**; School: **Natural Resources & Built Environment**; Program: **All**;
Credential: **All**; Program Type: **All**

Number of Respondents:
101





2017-18 Graduate Follow-up Survey

Campus: **All**; School: **Natural Resources & Built Environment**; Program: **All**;
Credential: **All**; Program Type: **Base**

Number of Respondents:
99

Class of Graduates
2017-18

School
Natural Resources & Built En..

Campus
All

Program
All

Credential
All

Base/Con Ed/Brokered
Base

Overall Employment

Available Workforce	# of Grads Employed	Employment Rate	# of Full-time Employed	Full-time Employment Rate
91	82	90%	77	85%

Training Related Employment

Available Workforce	# of Grads Employed	Employment Rate	# of Full-time Employed Grads	Full-time Employment Rate
91	62	68%	61	67%

Location of Employment

Saskatoon	Regina	Moose Jaw	Prince Albert	Elsewhere in Sask	Outside Sask
25%	14%	10%	10%	23%	19%

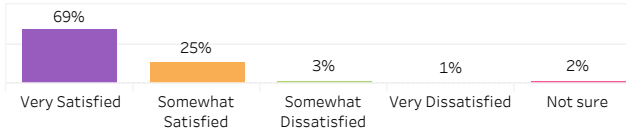
Average Annual Salary

Overall (\$)	51,612
Full-time Training Related (\$)	52,052

Salary by Location

	Overall (\$)	Full-time Training Related (\$)
Saskatoon	52,041	52,505
Regina	53,933	56,658
Moose Jaw	48,919	55,966
Prince Albert	39,509	39,509
Elsewhere in SK	42,669	40,940
Alberta	81,418	66,333
British Columbia	61,650	58,925
Manitoba	87,360	87,360
Ontario	40,000	40,000

Overall Satisfaction with Program



Satisfaction with Sask Polytech

Satisfied with the decision to attend Sask Polytech	Recommend program to others	Recommend Sask Polytech to others
94%	89%	96%

Satisfaction with Campus Facilities & Services

■ Satisfied
 ■ Dissatisfied
 ■ Not sure

Campus facilities



Campus activities



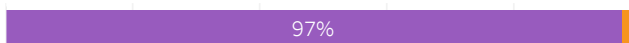
Instruction delivered



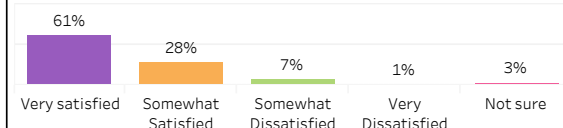
Student support services



Educational experience

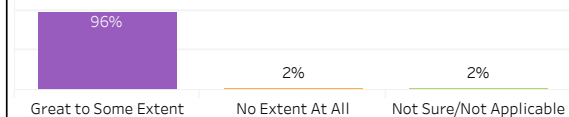


Relevance of Program to Field of Employment

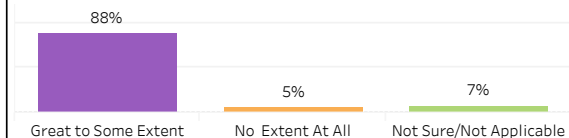


Program Benefits

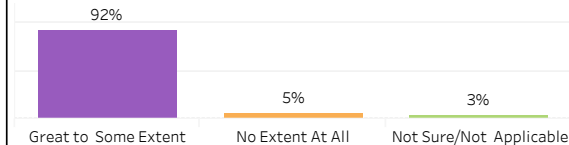
Skills and knowledge relevant in the workplace



Improved earning potential



Improved employment opportunities



Location of Current Residence

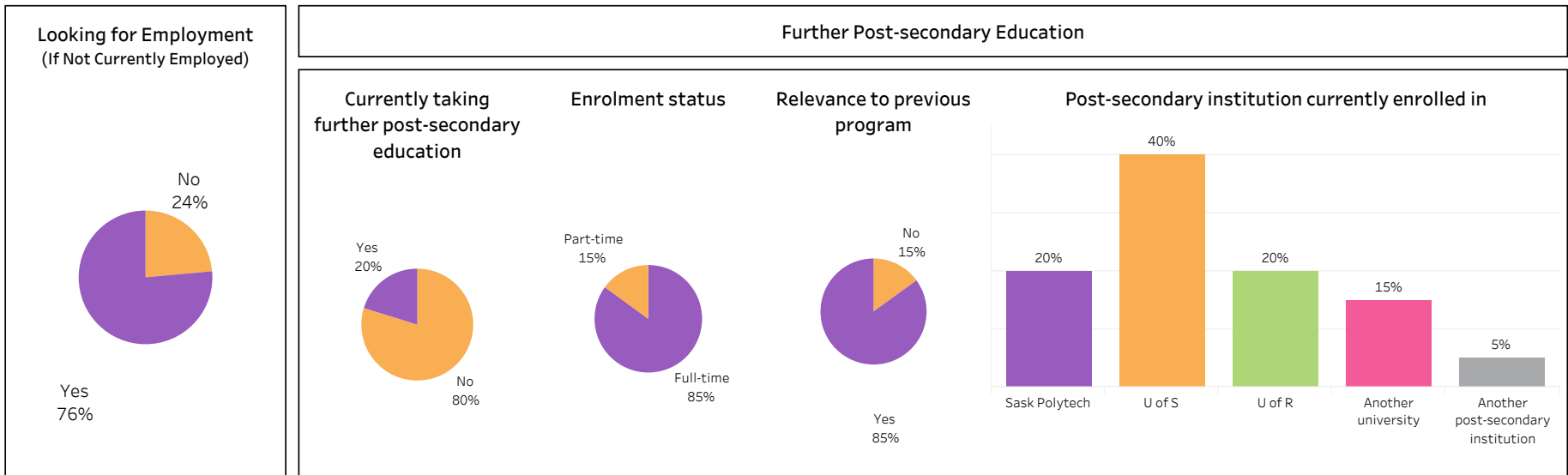
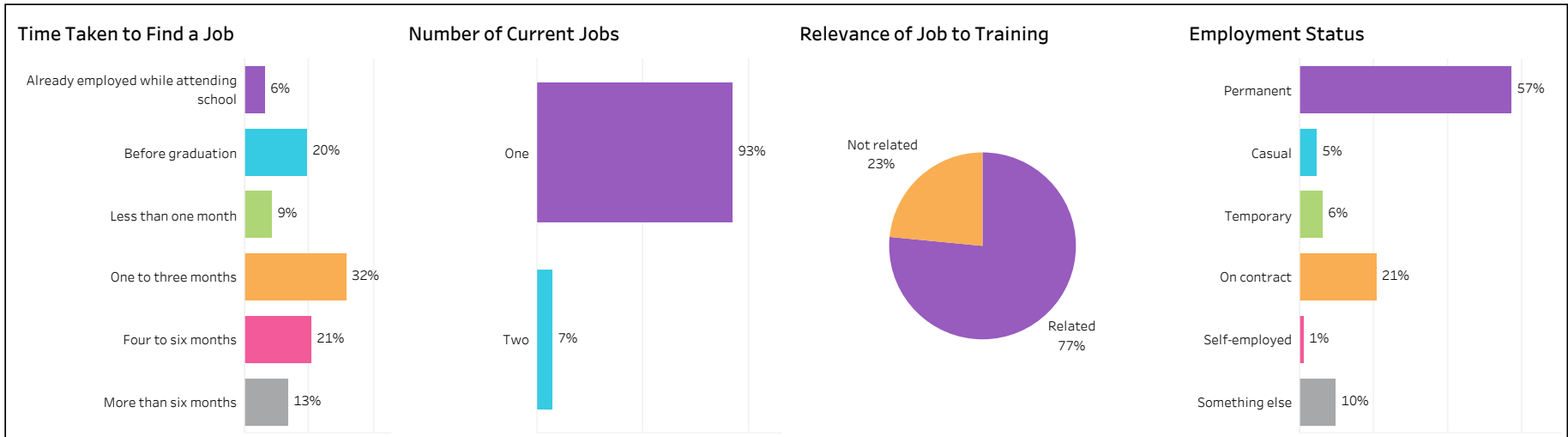
Saskatoon	Regina	Moose Jaw	Prince Albert	Elsewhere in Sask	Outside Sask
25%	17%	12%	14%	19%	12%



2017-18 Graduate Follow-up Survey

Campus: **All**; School: **Natural Resources & Built Environment**; Program: **All**;
Credential: **All**; Program Type: **Base**

Number of Respondents:
99





2017-18 Graduate Follow-up Survey

Campus: **All**; School: **Natural Resources & Built Environment**; Program: **All**;
Credential: **All**; Program Type: **Con Ed - Brokered**

Number of Respondents: 2

Class of Graduates
2017-18

School
Natural Resources & Built En..

Campus
All

Program
All

Credential
All

Base/Con Ed/Brokered
Con Ed - Brokered

Overall Employment

Available Workforce	# of Grads Employed	Employment Rate	# of Full-time Employed	Full-time Employment Rate
2	2	100%	2	100%

Training Related Employment

Available Workforce	# of Grads Employed	Employment Rate	# of Full-time Employed Grads	Full-time Employment Rate
2	0	0%		

Location of Employment

Saskatoon	Regina	Moose Jaw	Prince Albert	Elsewhere in Sask	Outside Sask
0%	0%	0%	0%	100%	0%

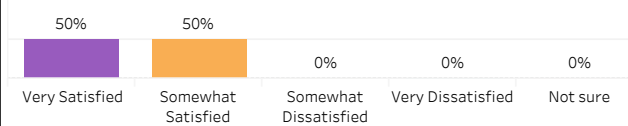
Average Annual Salary

Overall (\$)	24,313
Full-time Training Related (\$)	

Salary by Location

	Overall (\$)	Full-time Training Related (\$)
Elsewhere in SK	24,313	

Overall Satisfaction with Program



Satisfaction with Sask Polytech

Satisfied with the decision to attend Sask Polytech	Recommend program to others	Recommend Sask Polytech to others
100%	50%	100%

Satisfaction with Campus Facilities & Services

■ Satisfied
 ■ Dissatisfied
 ■ Not sure

Campus facilities



Campus activities



Instruction delivered



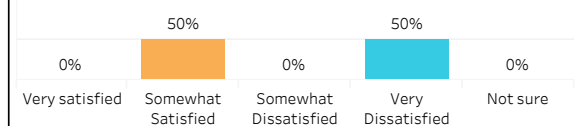
Student support services



Educational experience




Relevance of Program to Field of Employment

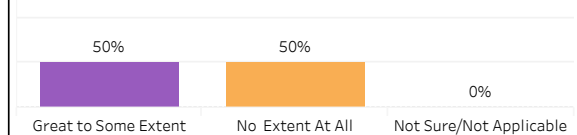


Program Benefits


Skills and knowledge relevant in the workplace



Improved earning potential



Improved employment opportunities



Location of Current Residence

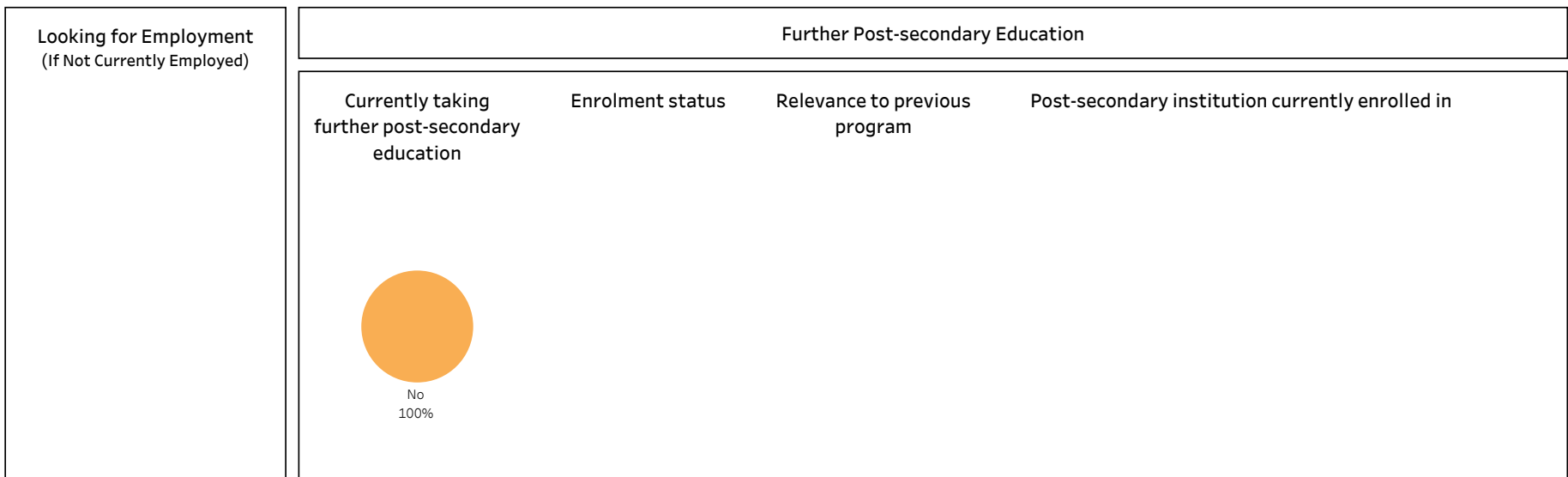
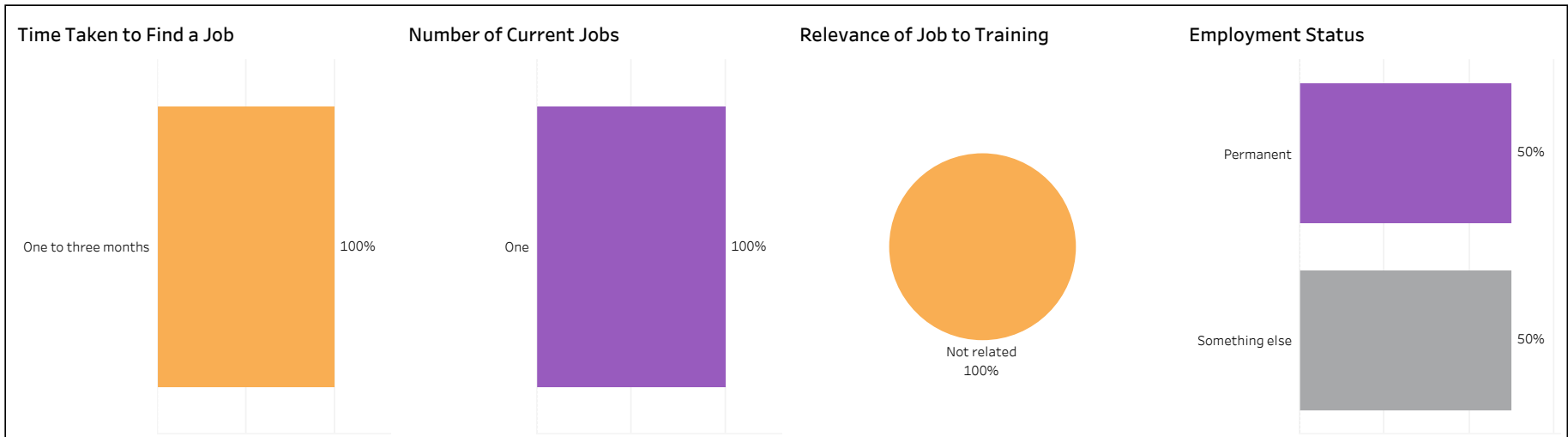
Elsewhere in Sask
100%



2017-18 Graduate Follow-up Survey

Campus: **All**; School: **Natural Resources & Built Environment**; Program: **All**;
 Credential: **All**; Program Type: **Con Ed - Brokered**

Number of Respondents:
2





2017-18 Graduate Follow-up Survey

Campus: **Saskatoon**; School: **Natural Resources & Built Environment**; Program: **BioScience Technology**; Credential: **DIP**; Program Type: **Base**

Number of Respondents: 6

Class of Graduates
2017-18

School
Natural Resources & Built En..

Campus
Saskatoon

Program
BioScience Technology

Credential
DIP

Base/Con Ed/Brokered
Base

Overall Employment

Available Workforce	# of Grads Employed	Employment Rate	# of Full-time Employed	Full-time Employment Rate
6	6	100%	6	100%

Training Related Employment

Available Workforce	# of Grads Employed	Employment Rate	# of Full-time Employed Grads	Full-time Employment Rate
6	5	83%	5	83%

Location of Employment

Saskatoon	Regina	Moose Jaw	Prince Albert	Elsewhere in Sask	Outside Sask
100%	0%	0%	0%	0%	0%

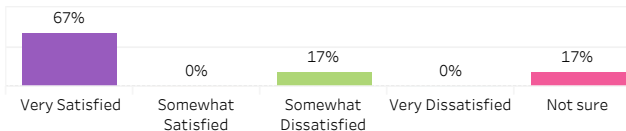
Average Annual Salary

Overall (\$)	41,517
Full-time Training Related (\$)	41,085

Salary by Location

	Overall (\$)	Full-time Training Related (\$)
Saskatoon	41,517.3	41,084.8

Overall Satisfaction with Program



Satisfaction with Sask Polytech

Satisfied with the decision to attend Sask Polytech	Recommend program to others	Recommend Sask Polytech to others
83%	80%	100%

Satisfaction with Campus Facilities & Services

■ Satisfied
 ■ Dissatisfied
 ■ Not sure

Campus facilities



Campus activities



Instruction delivered



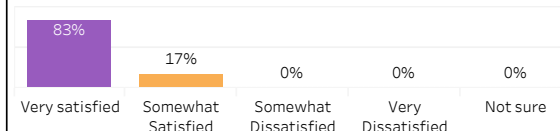
Student support services



Educational experience

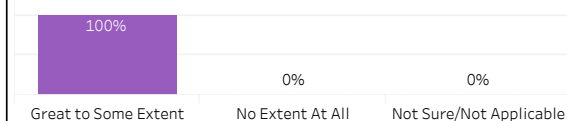


Relevance of Program to Field of Employment




Program Benefits

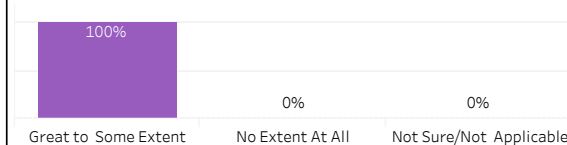
Skills and knowledge relevant in the workplace



Improved earning potential



Improved employment opportunities



Location of Current Residence

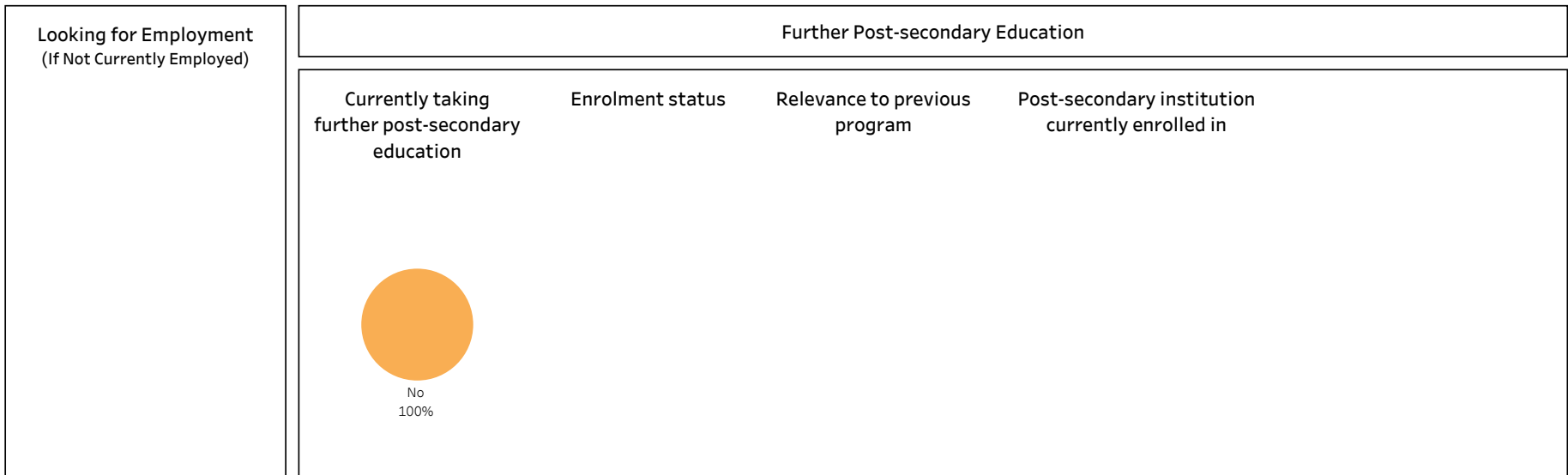
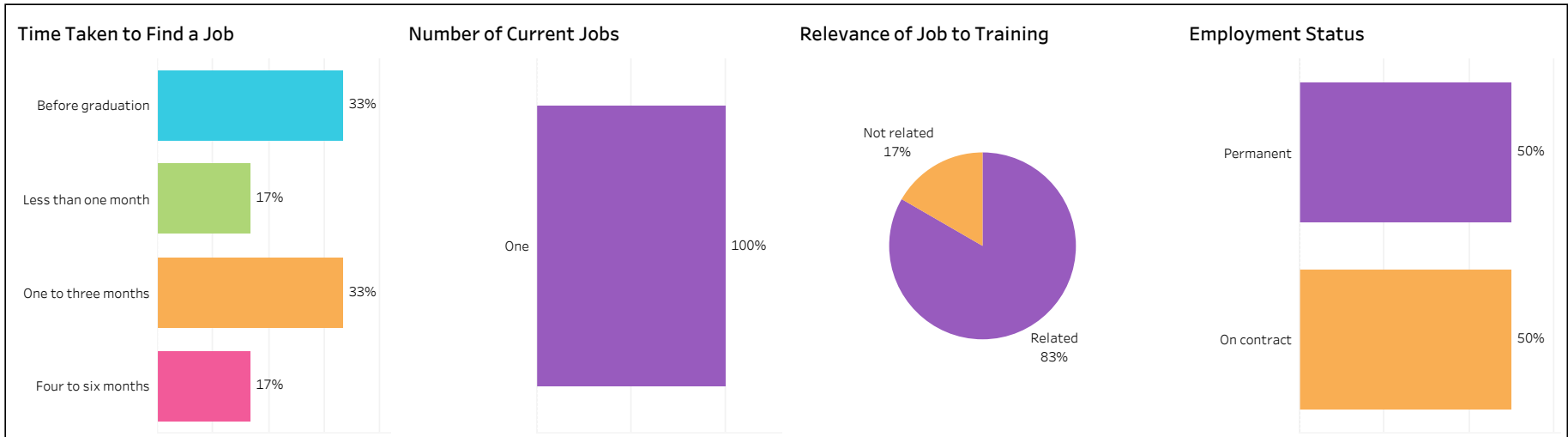
Saskatoon
100%



2017-18 Graduate Follow-up Survey

Campus: **Saskatoon**; School: **Natural Resources & Built Environment**; Program: **BioScience Technology**; Credential: **DIP**; Program Type: **Base**

Number of Respondents:
6





2017-18 Graduate Follow-up Survey

Campus: **Moose Jaw**; School: **Natural Resources & Built Environment**; Program: **Civil Engineering Technologies**; Credential: **DIPC**; Program Type: **Base**

Number of Respondents:
31

Class of Graduates
2017-18

School
Natural Resources & Built En..
Campus
Moose Jaw

Program
Civil Engineering Technologi..
Credential
DIPC

Base/Con Ed/Brokered
Base

Overall Employment

Available Workforce	# of Grads Employed	Employment Rate	# of Full-time Employed	Full-time Employment Rate
30	28	93%	28	93%

Training Related Employment

Available Workforce	# of Grads Employed	Employment Rate	# of Full-time Employed Grads	Full-time Employment Rate
30	28	93%	28	93%

Location of Employment

Saskatoon	Regina	Moose Jaw	Prince Albert	Elsewhere in Sask	Outside Sask
25%	18%	14%	0%	11%	32%

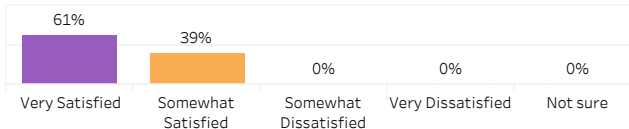
Average Annual Salary

Overall (\$)	59,791
Full-time Training Related (\$)	59,791

Salary by Location

	Overall (\$)	Full-time Training Related (\$)
Saskatoon	63,124	63,124
Regina	55,460	55,460
Moose Jaw	56,958	56,958
Elsewhere in SK	53,267	53,267
Alberta	58,500	58,500
British Columbia	63,085	63,085
Manitoba	87,360	87,360
Ontario	40,000	40,000

Overall Satisfaction with Program



Satisfaction with Sask Polytech

Satisfied with the decision to attend Sask Polytech	Recommend program to others	Recommend Sask Polytech to others
100%	94%	97%

Satisfaction with Campus Facilities & Services

■ Satisfied
 ■ Dissatisfied
 ■ Not sure

Campus facilities



Campus activities



Instruction delivered



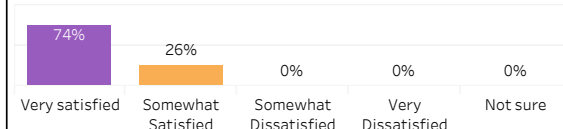
Student support services



Educational experience

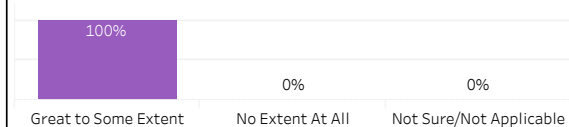


Relevance of Program to Field of Employment

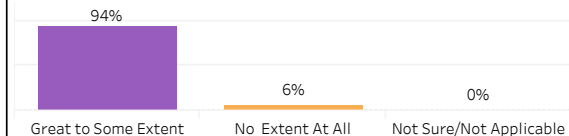


Program Benefits

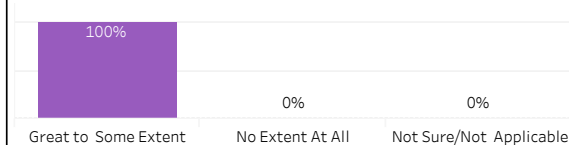
Skills and knowledge relevant in the workplace



Improved earning potential



Improved employment opportunities



Location of Current Residence

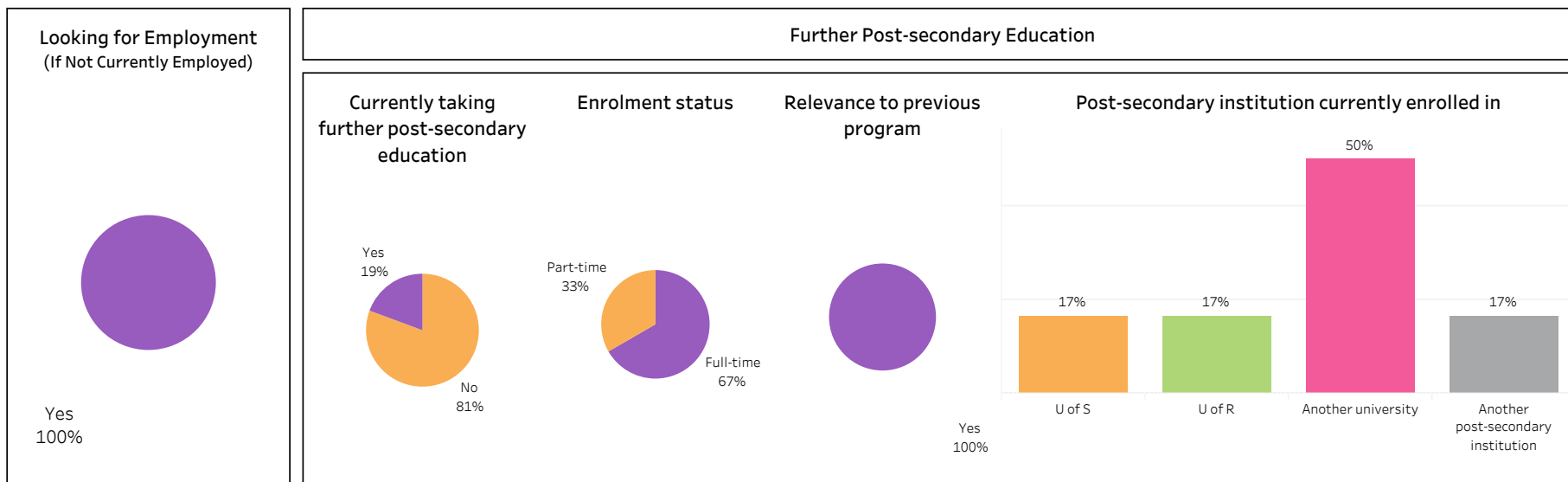
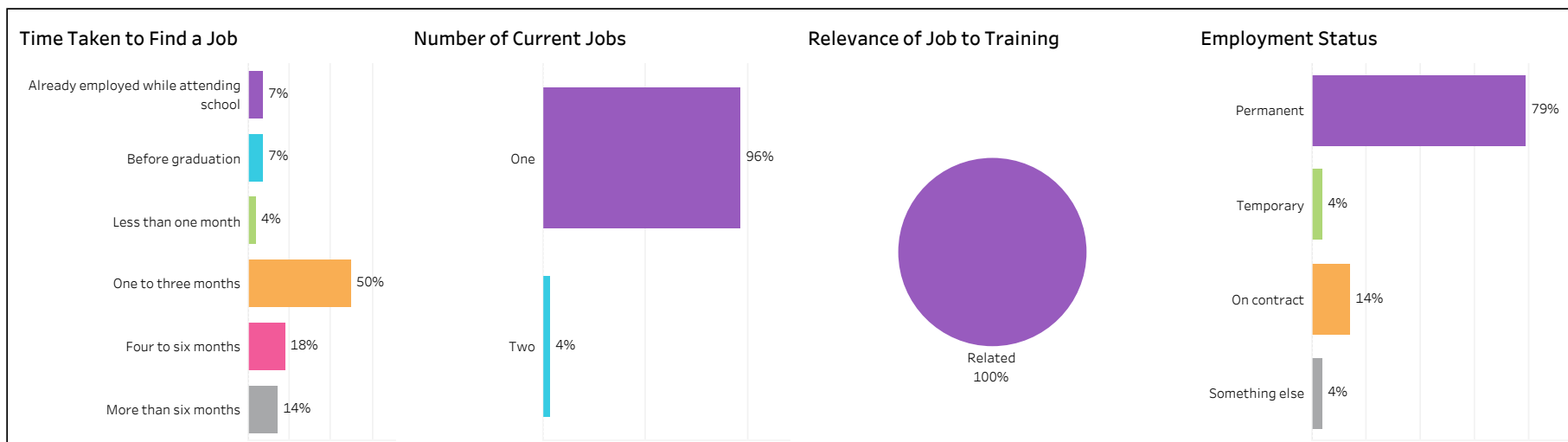
Saskatoon	Regina	Moose Jaw	Elsewhere in Sask	Outside Sask
19%	26%	16%	13%	26%



2017-18 Graduate Follow-up Survey

Campus: **Moose Jaw**; School: **Natural Resources & Built Environment**; Program: **Civil Engineering Technologies**; Credential: **DIPC**; Program Type: **Base**

Number of Respondents:
31





2017-18 Graduate Follow-up Survey

Campus: **Moose Jaw**; School: **Natural Resources & Built Environment**; Program: **Civil Technician**; Credential: **CERT**; Program Type: **Base**

Number of Respondents:
11

Class of Graduates
2017-18

School
Natural Resources & Built En..
Campus
Moose Jaw

Program
Civil Technician

Credential
CERT

Base/Con Ed/Brokered
Base

Overall Employment

Available Workforce	# of Grads Employed	Employment Rate	# of Full-time Employed	Full-time Employment Rate
10	9	90%	8	80%

Training Related Employment

Available Workforce	# of Grads Employed	Employment Rate	# of Full-time Employed Grads	Full-time Employment Rate
10	6	60%	5	50%

Location of Employment

Saskatoon	Regina	Moose Jaw	Prince Albert	Elsewhere in Sask	Outside Sask
22%	22%	33%	0%	11%	11%

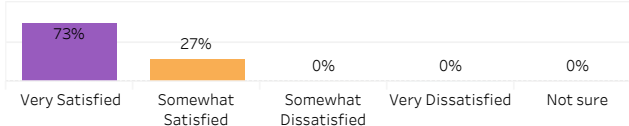
Average Annual Salary

Overall (\$)	44,177
Full-time Training Related (\$)	48,573

Salary by Location

	Overall (\$)	Full-time Training Related (\$)
Saskatoon	48,620	48,620
Regina	39,520	
Moose Jaw	38,200	52,000
Elsewhere in SK	57,000	
British Columbia	45,053	45,053

Overall Satisfaction with Program



Satisfaction with Sask Polytech

Satisfied with the decision to attend Sask Polytech	Recommend program to others	Recommend Sask Polytech to others
100%	91%	100%

Satisfaction with Campus Facilities & Services

■ Satisfied
 ■ Dissatisfied
 ■ Not sure

Campus facilities



Campus activities



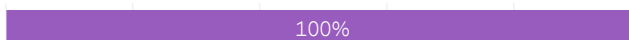
Instruction delivered



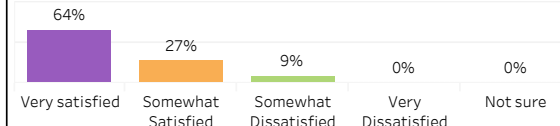
Student support services



Educational experience




Relevance of Program to Field of Employment




Program Benefits

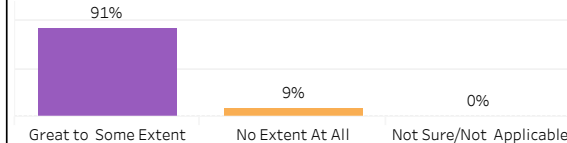
Skills and knowledge relevant in the workplace



Improved earning potential



Improved employment opportunities



Location of Current Residence

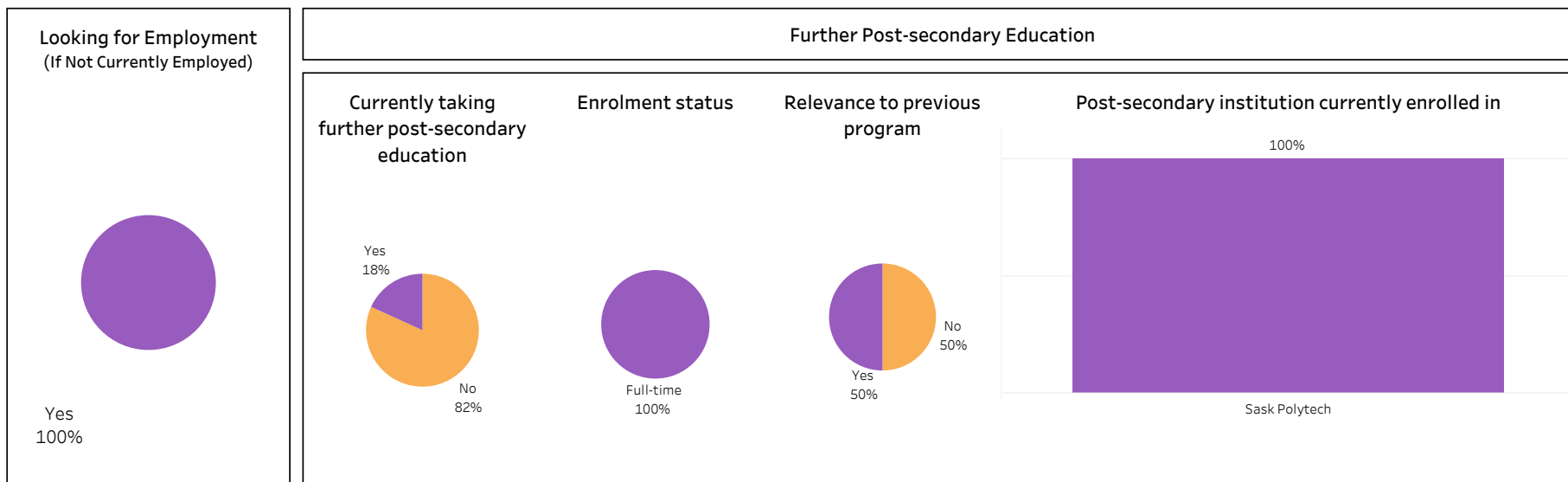
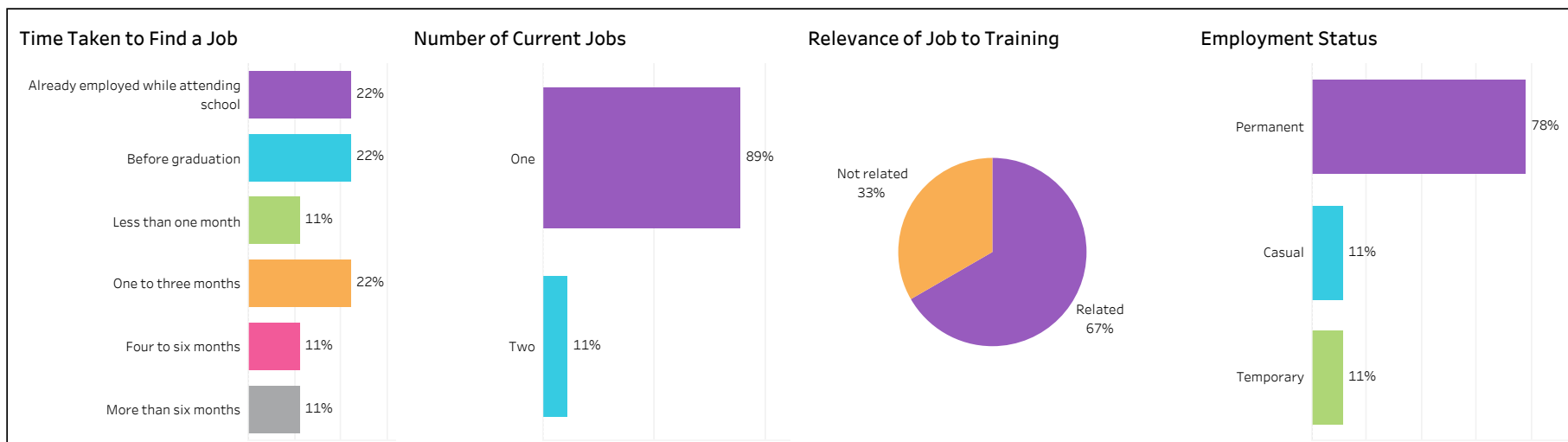
Saskatoon	Regina	Moose Jaw
9%	36%	55%



2017-18 Graduate Follow-up Survey

Campus: **Moose Jaw**; School: **Natural Resources & Built Environment**; Program: **Civil Technician**; Credential: **CERT**; Program Type: **Base**

Number of Respondents:
11





2017-18 Graduate Follow-up Survey

Campus: **Moose Jaw**; School: **Natural Resources & Built Environment**; Program: **Civil Technician**; Credential: **CERT**; Program Type: **Con Ed - Brokered**

Number of Respondents: 2

Class of Graduates
2017-18

School
Natural Resources & Built En..
Campus
Moose Jaw

Program
Civil Technician

Credential
CERT

Base/Con Ed/Brokered
Con Ed - Brokered

Overall Employment

Available Workforce	# of Grads Employed	Employment Rate	# of Full-time Employed	Full-time Employment Rate
2	2	100%	2	100%

Training Related Employment

Available Workforce	# of Grads Employed	Employment Rate	# of Full-time Employed Grads	Full-time Employment Rate
2	0	0%		

Location of Employment

Saskatoon	Regina	Moose Jaw	Prince Albert	Elsewhere in Sask	Outside Sask
0%	0%	0%	0%	100%	0%

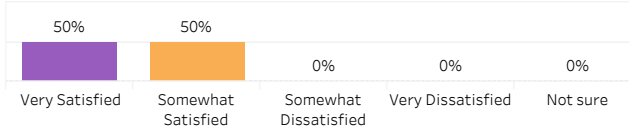
Average Annual Salary

Overall (\$)	24,313
Full-time Training Related (\$)	

Salary by Location

	Overall (\$)	Full-time Training Related (\$)
Elsewhere in SK	24,313	

Overall Satisfaction with Program



Satisfaction with Sask Polytech

Satisfied with the decision to attend Sask Polytech	Recommend program to others	Recommend Sask Polytech to others
100%	50%	100%

Satisfaction with Campus Facilities & Services

■ Satisfied
 ■ Dissatisfied
 ■ Not sure

Campus facilities



Campus activities



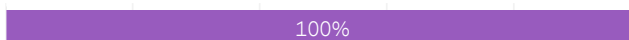
Instruction delivered



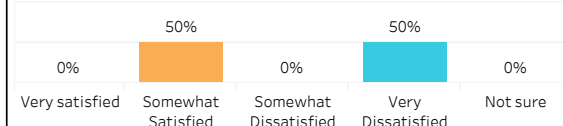
Student support services



Educational experience




Relevance of Program to Field of Employment

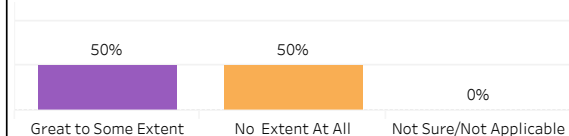


Program Benefits


Skills and knowledge relevant in the workplace



Improved earning potential



Improved employment opportunities



Location of Current Residence

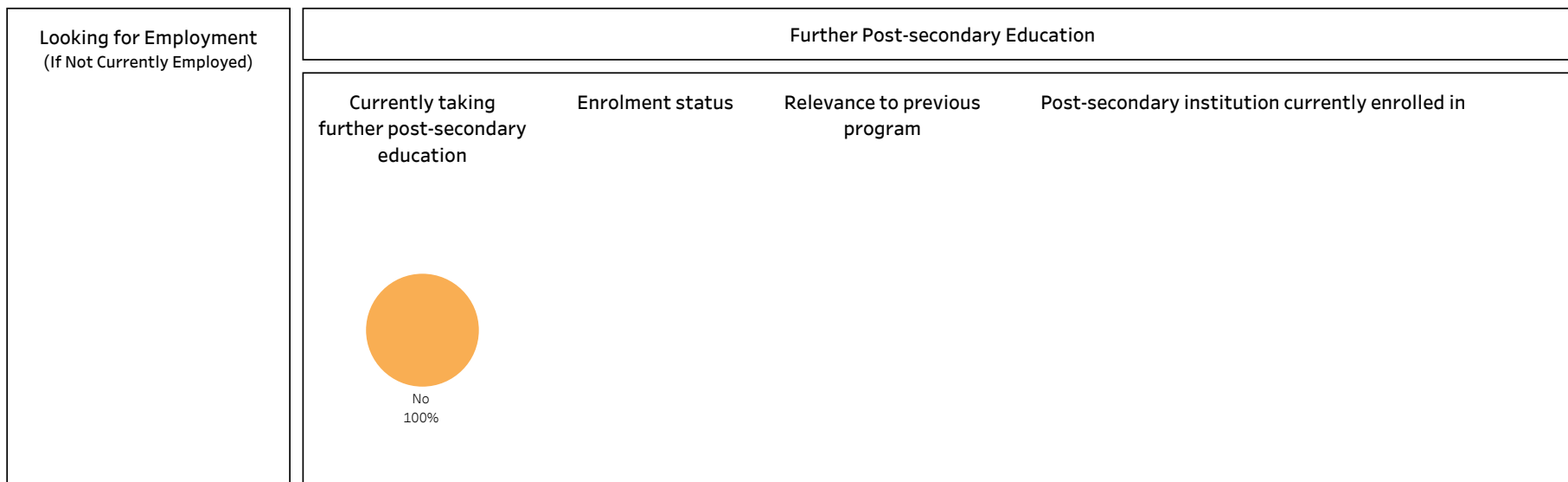
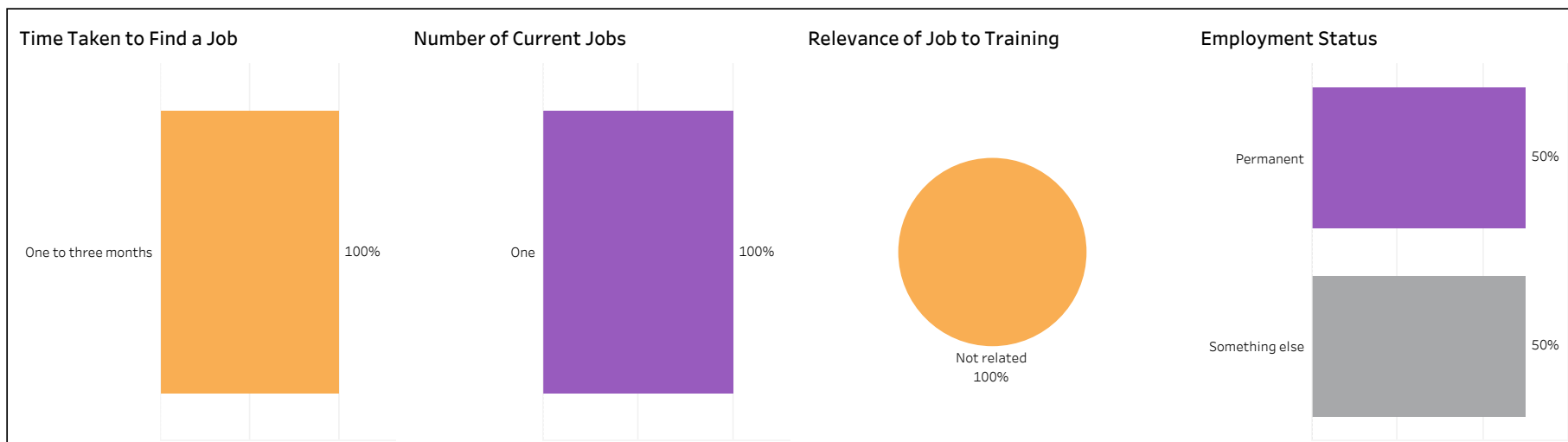
Elsewhere in Sask
100%



2017-18 Graduate Follow-up Survey

Campus: **Moose Jaw**; School: **Natural Resources & Built Environment**; Program: **Civil Technician**; Credential: **CERT**; Program Type: **Con Ed - Brokered**

Number of Respondents:
2





2017-18 Graduate Follow-up Survey

Campus: **Moose Jaw**; School: **Natural Resources & Built Environment**; Program: **Environmental Engineering**; Credential: **DIPC**; Program Type: **Base**

Number of Respondents:
11

Class of Graduates
2017-18

School
Natural Resources & Built En..
Campus
Moose Jaw

Program
Environmental Engineering

Credential
DIPC

Base/Con Ed/Brokered
Base

Overall Employment

Available Workforce	# of Grads Employed	Employment Rate	# of Full-time Employed	Full-time Employment Rate
11	10	91%	10	91%

Training Related Employment

Available Workforce	# of Grads Employed	Employment Rate	# of Full-time Employed Grads	Full-time Employment Rate
11	5	45%	5	45%

Location of Employment

Saskatoon	Regina	Moose Jaw	Prince Albert	Elsewhere in Sask	Outside Sask
20%	20%	10%	0%	20%	30%

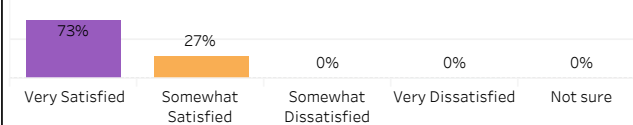
Average Annual Salary

Overall (\$)	61,070
Full-time Training Related (\$)	48,690

Salary by Location

	Overall (\$)	Full-time Training Related (\$)
Saskatoon	43,300	43,300
Regina	52,000	52,000
Moose Jaw		
Elsewhere in SK	81,900	
British Columbia	67,080	56,160
Ontario		

Overall Satisfaction with Program



Satisfaction with Sask Polytech

Satisfied with the decision to attend Sask Polytech	Recommend program to others	Recommend Sask Polytech to others
100%	100%	100%

Satisfaction with Campus Facilities & Services

■ Satisfied
 ■ Dissatisfied
 ■ Not sure

Campus facilities



Campus activities



Instruction delivered



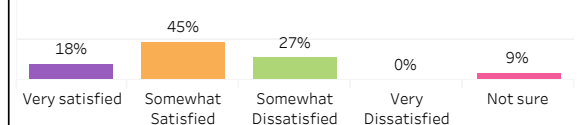
Student support services



Educational experience




Relevance of Program to Field of Employment

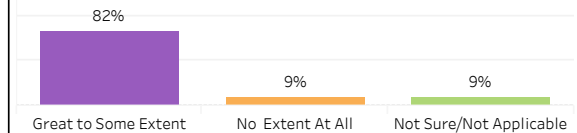


Program Benefits

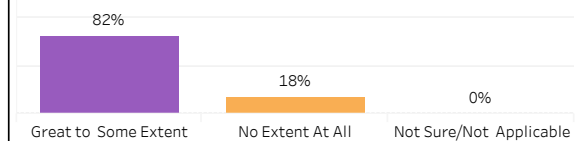
Skills and knowledge relevant in the workplace



Improved earning potential



Improved employment opportunities



Location of Current Residence

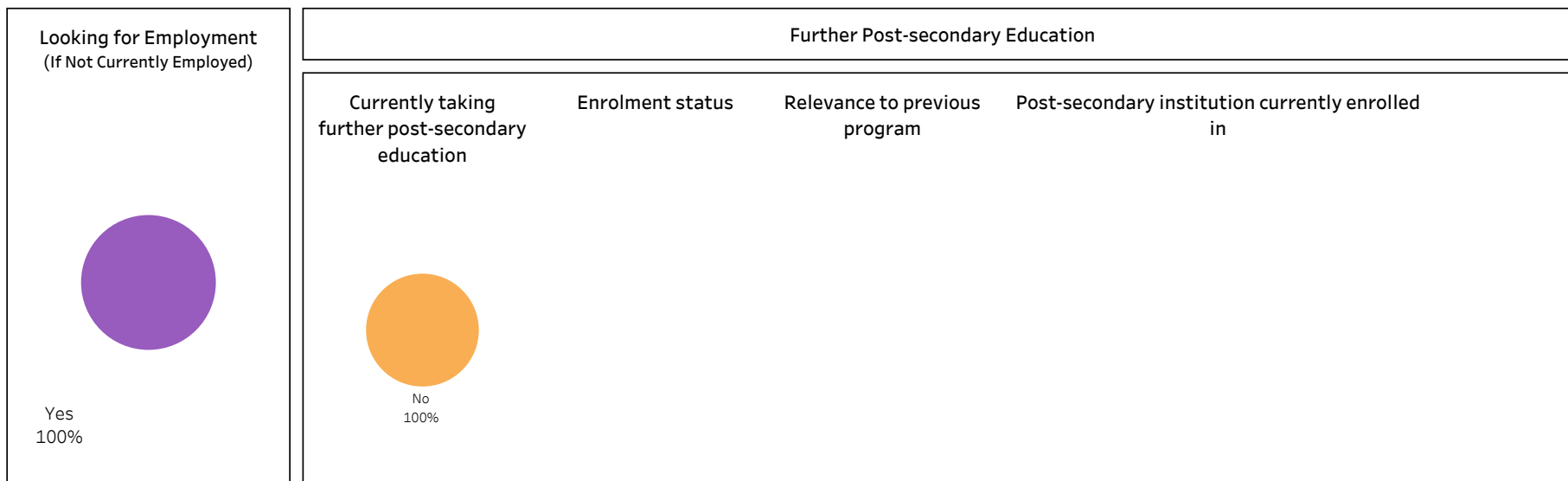
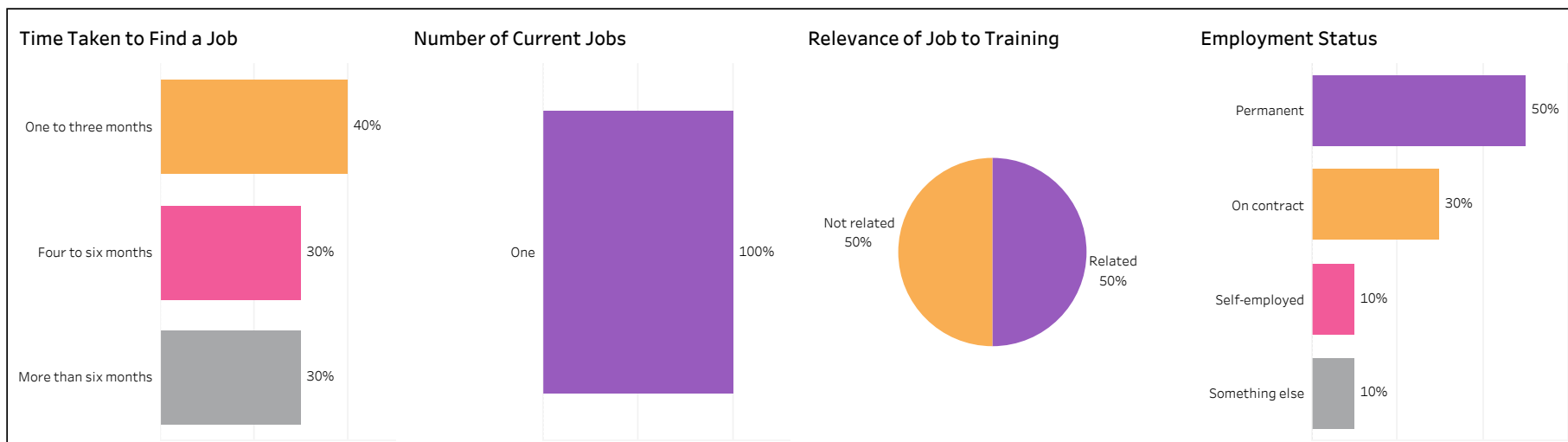
Saskatoon	Regina	Moose Jaw	Elsewhere in Sask	Outside Sask
27%	27%	9%	9%	27%



2017-18 Graduate Follow-up Survey

Campus: **Moose Jaw**; School: **Natural Resources & Built Environment**; Program: **Environmental Engineering**; Credential: **DIPC**; Program Type: **Base**

Number of Respondents:
11





2017-18 Graduate Follow-up Survey

Campus: **Prince Albert**; School: **Natural Resources & Built Environment**; Program: **GIS for Resource Management**; Credential: **CERT**; Program Type: **Base**

Number of Respondents:
13

Class of Graduates
2017-18

School
Natural Resources & Built En..

Campus
Prince Albert

Program
GIS for Resource Managemen..

Credential
CERT

Base/Con Ed/Brokered
Base

Overall Employment

Available Workforce	# of Grads Employed	Employment Rate	# of Full-time Employed	Full-time Employment Rate
11	11	100%	7	64%

Training Related Employment

Available Workforce	# of Grads Employed	Employment Rate	# of Full-time Employed Grads	Full-time Employment Rate
11	6	55%	6	55%

Location of Employment

Saskatoon	Regina	Moose Jaw	Prince Albert	Elsewhere in Sask	Outside Sask
18%	9%	0%	36%	36%	0%

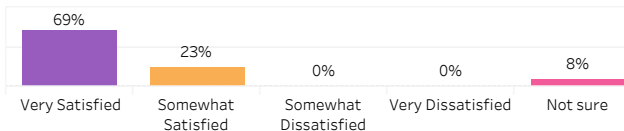
Average Annual Salary

Overall (\$)	47,132
Full-time Training Related (\$)	52,328

Salary by Location

	Overall (\$)	Full-time Training Related (\$)
Saskatoon	56,980	56,980
Regina		
Prince Albert	41,600	41,600
Elsewhere in SK	43,592	53,040

Overall Satisfaction with Program



Satisfaction with Sask Polytech

Satisfied with the decision to attend Sask Polytech	Recommend program to others	Recommend Sask Polytech to others
85%	85%	92%

Satisfaction with Campus Facilities & Services

■ Satisfied
 ■ Dissatisfied
 ■ Not sure

Campus facilities



Campus activities



Instruction delivered



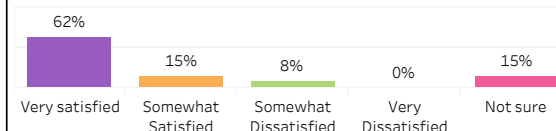
Student support services



Educational experience

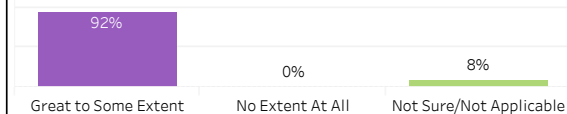


Relevance of Program to Field of Employment

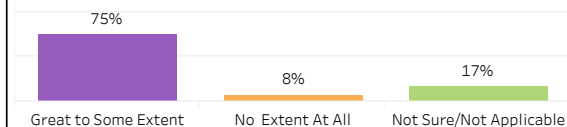


Program Benefits


Skills and knowledge relevant in the workplace



Improved earning potential



Improved employment opportunities



Location of Current Residence

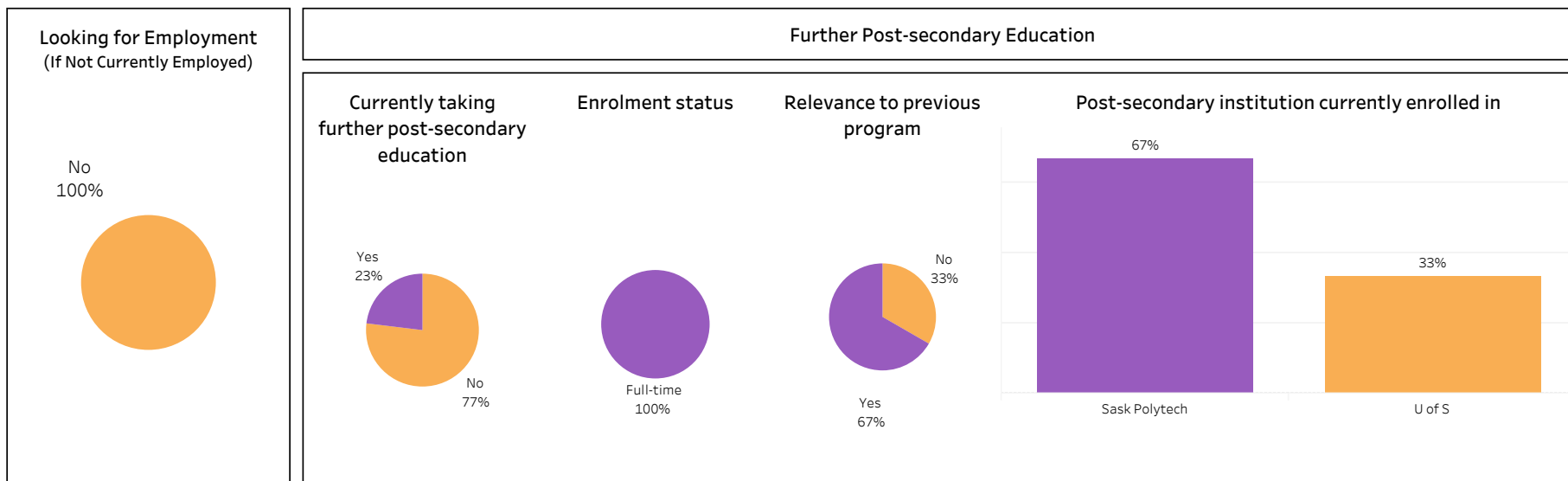
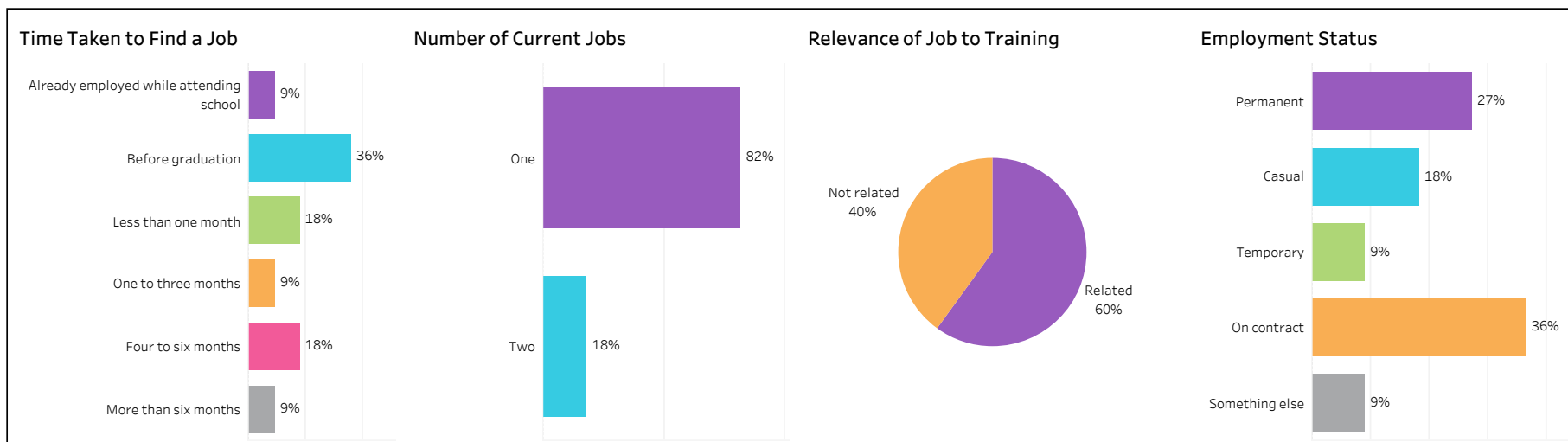
Saskatoon	Prince Albert	Elsewhere in Sask
23%	31%	46%



2017-18 Graduate Follow-up Survey

Campus: **Prince Albert**; School: **Natural Resources & Built Environment**; Program: **GIS for Resource Management**; Credential: **CERT**; Program Type: **Base**

Number of Respondents:
13





2017-18 Graduate Follow-up Survey

Campus: **Prince Albert**; School: **Natural Resources & Built Environment**; Program: **Integrated Resource Management**; Credential: **DIP**; Program Type: **Base**

Number of Respondents:
14

Class of Graduates
2017-18

School
Natural Resources & Built En..

Campus
Prince Albert

Program
Integrated Resource Manag..

Credential
DIP

Base/Con Ed/Brokered
Base

Overall Employment

Available Workforce	# of Grads Employed	Employment Rate	# of Full-time Employed	Full-time Employment Rate
11	8	73%	8	73%

Training Related Employment

Available Workforce	# of Grads Employed	Employment Rate	# of Full-time Employed Grads	Full-time Employment Rate
11	4	36%	4	36%

Location of Employment

Saskatoon	Regina	Moose Jaw	Prince Albert	Elsewhere in Sask	Outside Sask
13%	0%	0%	25%	50%	13%

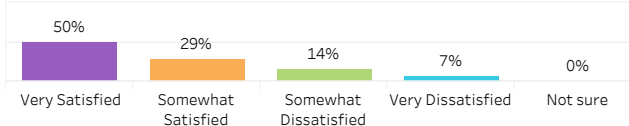
Average Annual Salary

Overall (\$)	43,678
Full-time Training Related (\$)	28,129

Salary by Location

	Overall (\$)	Full-time Training Related (\$)
Saskatoon		
Prince Albert	33,617	33,617
Elsewhere in SK	27,960	22,640
Alberta	126,672	

Overall Satisfaction with Program



Satisfaction with Sask Polytech

Satisfied with the decision to attend Sask Polytech	Recommend program to others	Recommend Sask Polytech to others
79%	64%	86%

Satisfaction with Campus Facilities & Services

■ Satisfied
 ■ Dissatisfied
 ■ Not sure

Campus facilities



Campus activities




Instruction delivered



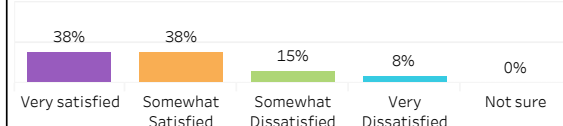
Student support services



Educational experience

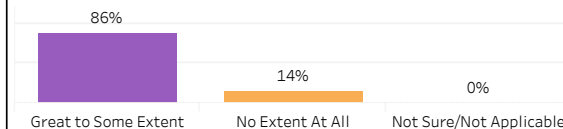


Relevance of Program to Field of Employment

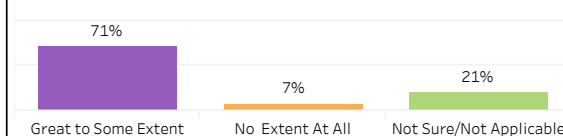


Program Benefits

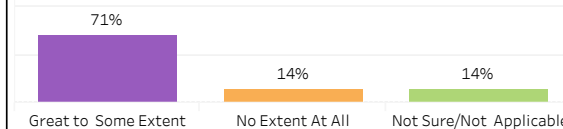
Skills and knowledge relevant in the workplace



Improved earning potential



Improved employment opportunities



Location of Current Residence

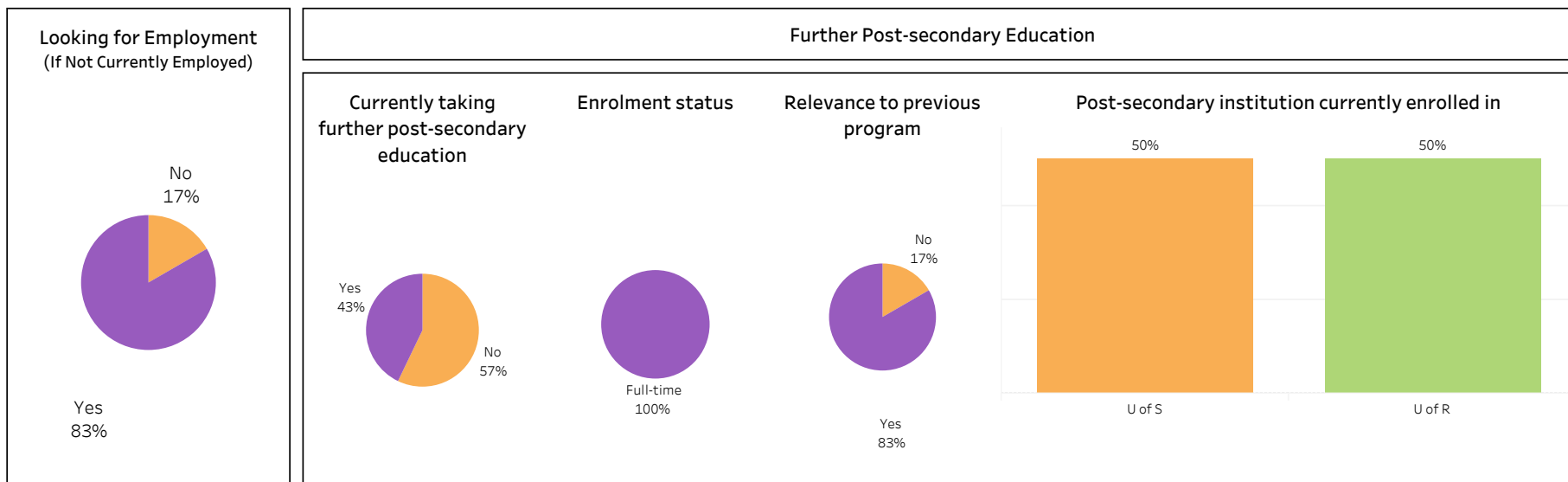
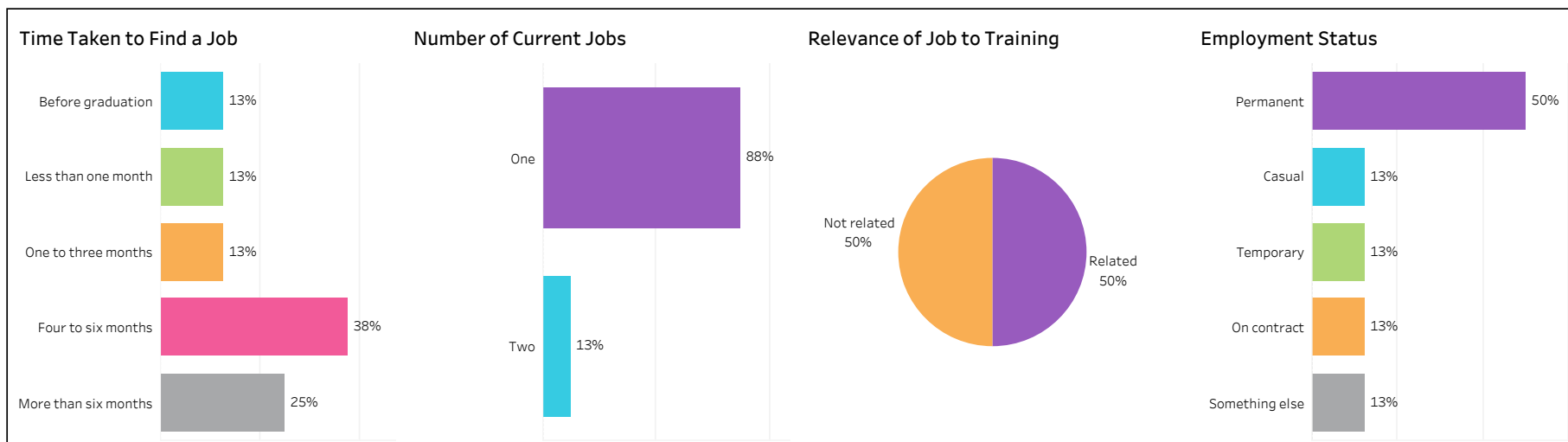
Saskatoon	Regina	Prince Albert	Elsewhere in Sask	Outside Sask
21%	7%	29%	36%	7%



2017-18 Graduate Follow-up Survey

Campus: **Prince Albert**; School: **Natural Resources & Built Environment**; Program: **Integrated Resource Management**; Credential: **DIP**; Program Type: **Base**

Number of Respondents:
14





2017-18 Graduate Follow-up Survey

Campus: **Prince Albert**; School: **Natural Resources & Built Environment**; Program: **Resource/Environmental Law**; Credential: **DIP**; Program Type: **Base**

Number of Respondents:
13

Class of Graduates
2017-18

School
Natural Resources & Built En..

Campus
Prince Albert

Program
Resource/Environmental Law

Credential
DIP

Base/Con Ed/Brokered
Base

Overall Employment

Available Workforce	# of Grads Employed	Employment Rate	# of Full-time Employed	Full-time Employment Rate
12	10	83%	10	83%

Training Related Employment

Available Workforce	# of Grads Employed	Employment Rate	# of Full-time Employed Grads	Full-time Employment Rate
12	8	67%	8	67%

Location of Employment

Saskatoon	Regina	Moose Jaw	Prince Albert	Elsewhere in Sask	Outside Sask
0%	11%	0%	22%	56%	11%

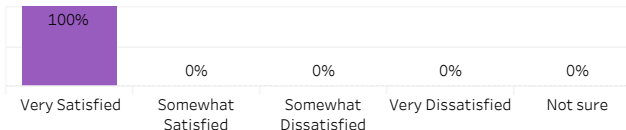
Average Annual Salary

Overall (\$)	43,480
Full-time Training Related (\$)	49,626

Salary by Location

	Overall (\$)	Full-time Training Related (\$)
Regina	66,105	66,105
Prince Albert	44,356	44,356
Elsewhere in SK	30,901	36,854
Alberta	82,000	82,000

Overall Satisfaction with Program



Satisfaction with Sask Polytech

Satisfied with the decision to attend Sask Polytech	Recommend program to others	Recommend Sask Polytech to others
100%	100%	100%

Satisfaction with Campus Facilities & Services

■ Satisfied
 ■ Dissatisfied
 ■ Not sure

Campus facilities



Campus activities



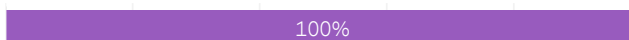
Instruction delivered



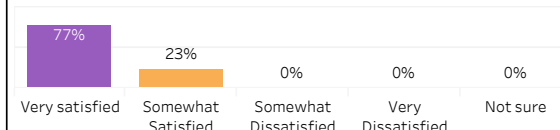
Student support services



Educational experience

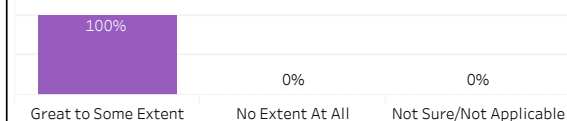


Relevance of Program to Field of Employment



Program Benefits

Skills and knowledge relevant in the workplace



Improved earning potential



Improved employment opportunities



Location of Current Residence

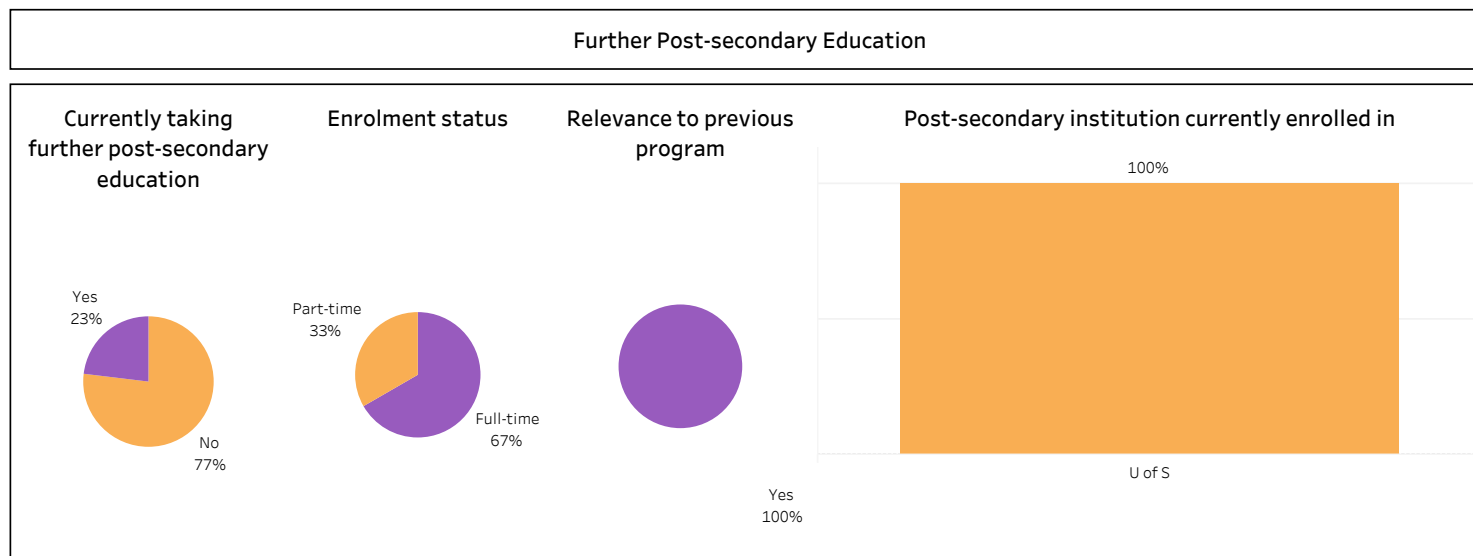
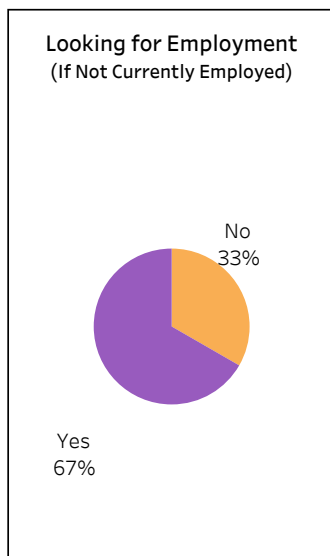
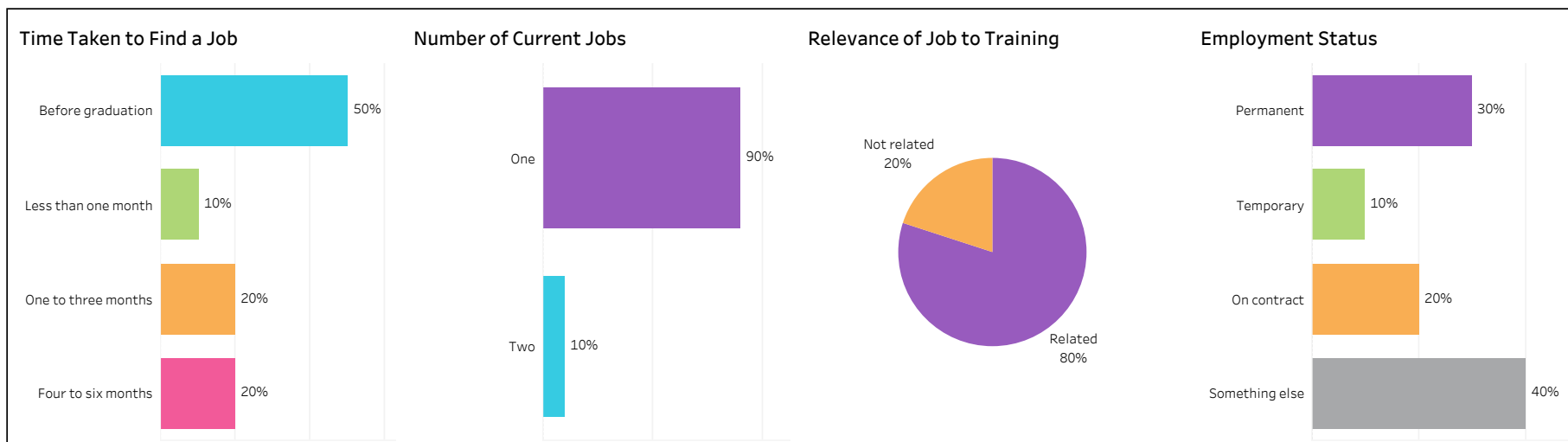
Saskatoon	Regina	Prince Albert	Elsewhere in Sask
23%	8%	46%	23%



2017-18 Graduate Follow-up Survey

Campus: **Prince Albert**; School: **Natural Resources & Built Environment**; Program: **Resource/Environmental Law**; Credential: **DIP**; Program Type: **Base**

Number of Respondents:
13



School of Nursing



2017-18 Graduate Follow-up Survey

Campus: **All**; School: **Nursing**; Program: **All**; Credential: **All**; Program Type: **All**

Number of Respondents:
241

Class of Graduates
2017-18

School
Nursing

Campus
All

Program
All

Credential
All

Base/Con Ed/Brokered
All

Overall Employment

Available Workforce	# of Grads Employed	Employment Rate	# of Full-time Employed	Full-time Employment Rate
239	237	99%	192	80%

Training Related Employment

Available Workforce	# of Grads Employed	Employment Rate	# of Full-time Employed Grads	Full-time Employment Rate
239	208	87%	175	73%

Location of Employment

Saskatoon	Regina	Moose Jaw	Prince Albert	Elsewhere in Sask	Outside Sask
27%	30%	2%	9%	23%	8%

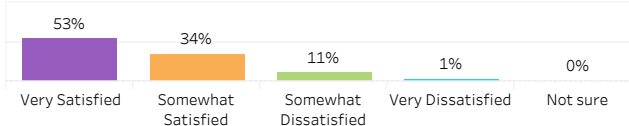
Average Annual Salary

Overall (\$)	63,748
Full-time Training Related (\$)	69,874

Salary by Location

	Overall (\$)	Full-time Training Related (\$)
Saskatoon	66,458	70,557
Regina	58,834	67,419
Moose Jaw	62,140	72,592
Prince Albert	62,551	71,262
Elsewhere in SK	71,295	73,765
Alberta	45,864	80,808
British Columbia	63,388	64,740
Manitoba	78,004	78,004
Ontario	44,928	44,928
Elsewhere in Canada	31,465	35,474
Outside of Canada	40,300	40,300

Overall Satisfaction with Program



Satisfaction with Sask Polytech

Satisfied with the decision to attend Sask Polytech	Recommend program to others	Recommend Sask Polytech to others
96%	88%	97%

Satisfaction with Campus Facilities & Services

■ Satisfied
 ■ Dissatisfied
 ■ Not sure

Campus facilities



Campus activities



Instruction delivered



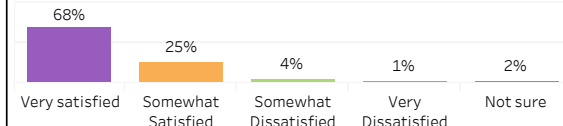
Student support services



Educational experience

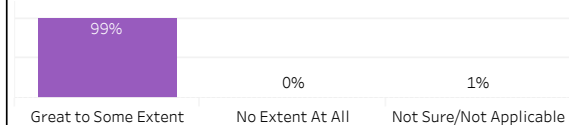


Relevance of Program to Field of Employment

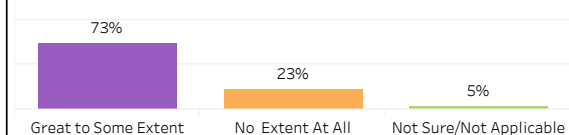


Program Benefits

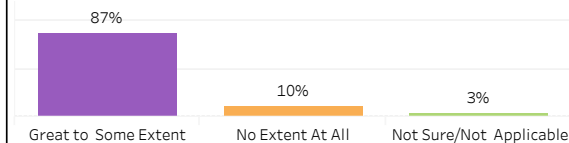
Skills and knowledge relevant in the workplace



Improved earning potential



Improved employment opportunities



Location of Current Residence

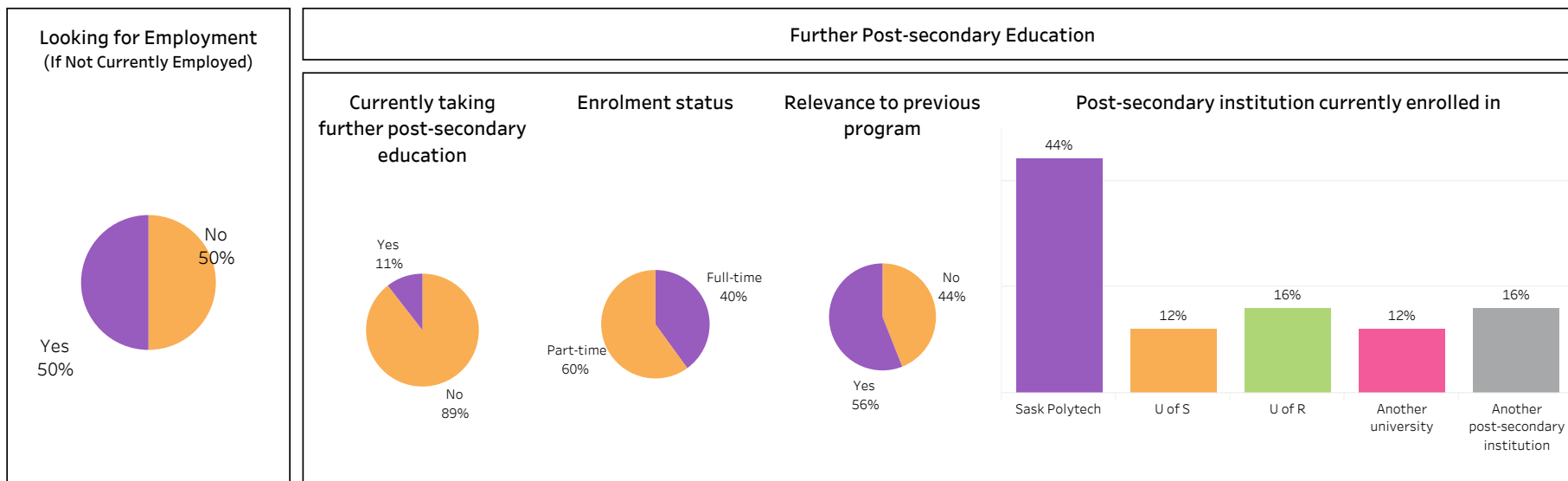
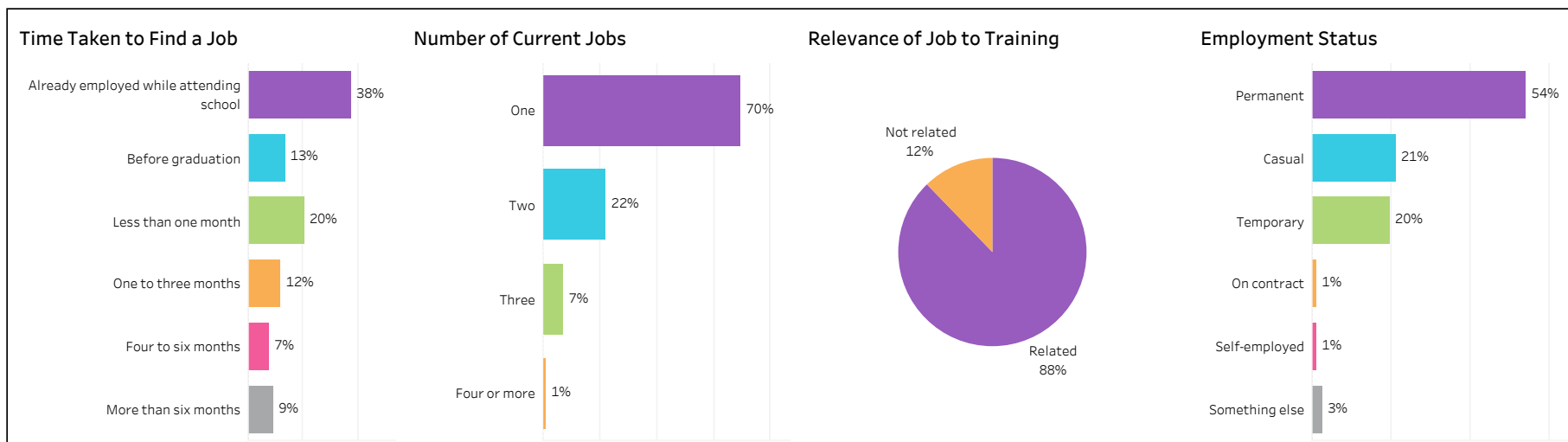
Saskatoon	Regina	Moose Jaw	Prince Albert	Elsewhere in Sask	Outside Sask
28%	29%	2%	9%	25%	8%



2017-18 Graduate Follow-up Survey

Campus: **All**; School: **Nursing**; Program: **All**; Credential: **All**; Program Type: **All**

Number of Respondents:
241





2017-18 Graduate Follow-up Survey

Campus: **All**; School: **Nursing**; Program: **All**; Credential: **All**; Program Type: **Base**

Number of Respondents:
117

Class of Graduates
2017-18

School
Nursing

Campus
All

Program
All

Credential
All

Base/Con Ed/Brokered
Base

Overall Employment

Available Workforce	# of Grads Employed	Employment Rate	# of Full-time Employed	Full-time Employment Rate
117	117	100%	93	79%

Training Related Employment

Available Workforce	# of Grads Employed	Employment Rate	# of Full-time Employed Grads	Full-time Employment Rate
117	110	94%	88	75%

Location of Employment

Saskatoon	Regina	Moose Jaw	Prince Albert	Elsewhere in Sask	Outside Sask
28%	30%	3%	11%	23%	5%

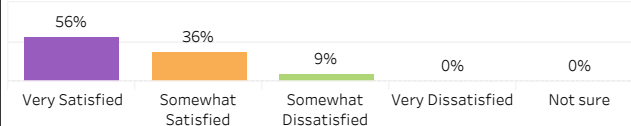
Average Annual Salary

Overall (\$)	66,235
Full-time Training Related (\$)	71,015

Salary by Location

	Overall (\$)	Full-time Training Related (\$)
Saskatoon	67,575	68,551
Regina	64,065	69,592
Moose Jaw	55,120	67,288
Prince Albert	55,233	69,332
Elsewhere in SK	77,726	81,741
British Columbia	67,990	52,780
Manitoba		
Ontario	44,928	44,928
Outside of Canada	40,300	40,300

Overall Satisfaction with Program



Satisfaction with Sask Polytech

Satisfied with the decision to attend Sask Polytech	Recommend program to others	Recommend Sask Polytech to others
97%	90%	97%

Satisfaction with Campus Facilities & Services

■ Satisfied
 ■ Dissatisfied
 ■ Not sure

Campus facilities



Campus activities



Instruction delivered



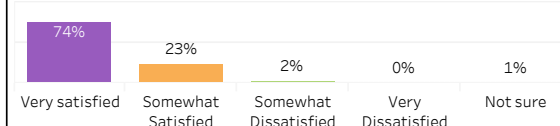
Student support services



Educational experience




Relevance of Program to Field of Employment

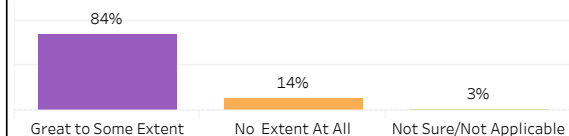


Program Benefits

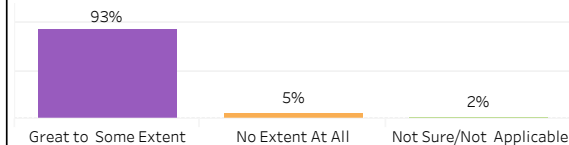
Skills and knowledge relevant in the workplace



Improved earning potential



Improved employment opportunities



Location of Current Residence

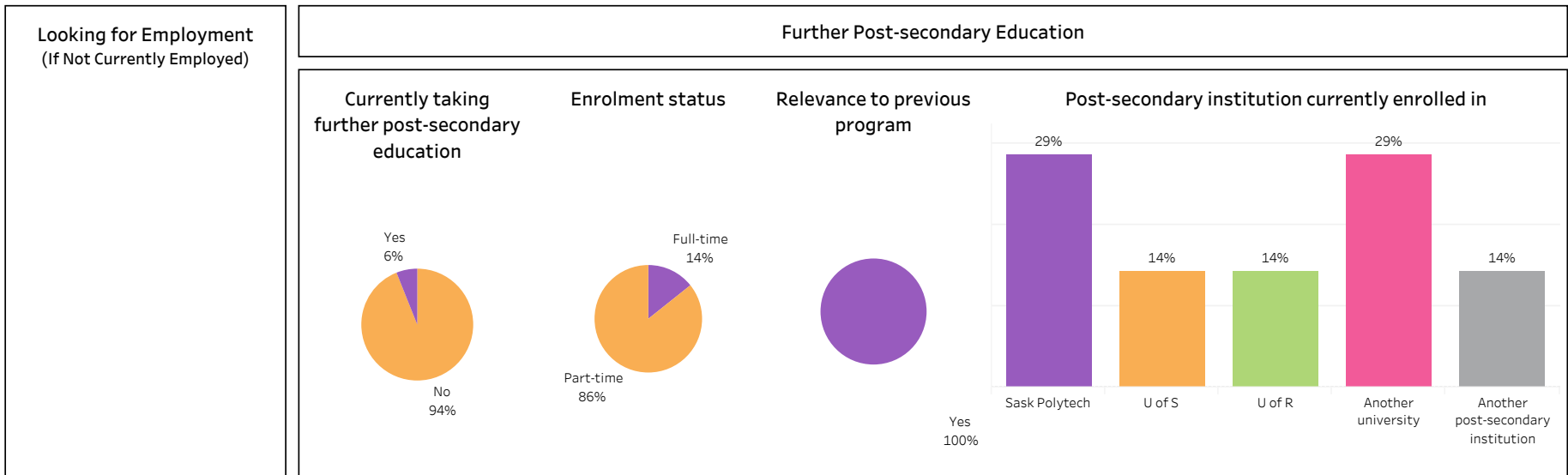
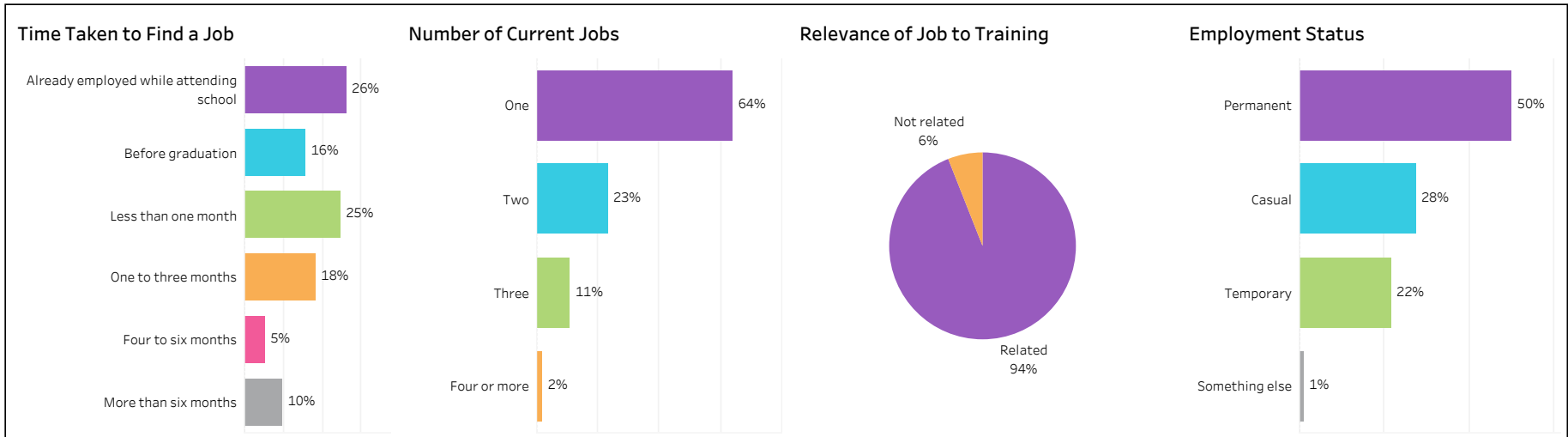
Saskatoon	Regina	Moose Jaw	Prince Albert	Elsewhere in Sask	Outside Sask
29%	31%	3%	11%	22%	3%



2017-18 Graduate Follow-up Survey

Campus: **All**; School: **Nursing**; Program: **All**; Credential: **All**; Program Type: **Base**

Number of Respondents:
117





2017-18 Graduate Follow-up Survey

Campus: **All**; School: **Nursing**; Program: **All**; Credential: **All**; Program Type: **Con Ed - Sask Polytech Delivered**

Number of Respondents:
103

Class of Graduates
2017-18

School
Nursing

Campus
All

Program
All

Credential
All

Base/Con Ed/Brokered
Con Ed - Sask Polytech Delivered

Overall Employment

Available Workforce	# of Grads Employed	Employment Rate	# of Full-time Employed	Full-time Employment Rate
101	99	98%	80	79%

Training Related Employment

Available Workforce	# of Grads Employed	Employment Rate	# of Full-time Employed Grads	Full-time Employment Rate
101	77	76%	68	67%

Location of Employment

Saskatoon	Regina	Moose Jaw	Prince Albert	Elsewhere in Sask	Outside Sask
33%	33%	2%	9%	10%	13%

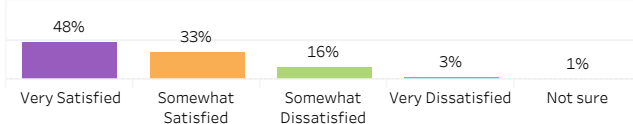
Average Annual Salary

Overall (\$)	60,418
Full-time Training Related (\$)	68,862

Salary by Location

	Overall (\$)	Full-time Training Related (\$)
Saskatoon	65,672	72,106
Regina	53,098	64,880
Moose Jaw	83,200	83,200
Prince Albert	75,967	73,963
Elsewhere in SK	58,192	62,354
Alberta	45,864	80,808
British Columbia	60,320	70,720
Manitoba	78,004	78,004
Elsewhere in Canada	31,465	35,474

Overall Satisfaction with Program



Satisfaction with Sask Polytech

Satisfied with the decision to attend Sask Polytech	Recommend program to others	Recommend Sask Polytech to others
93%	84%	97%

Satisfaction with Campus Facilities & Services

■ Satisfied
 ■ Dissatisfied
 ■ Not sure

Campus facilities



Campus activities



Instruction delivered



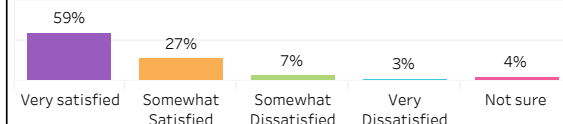
Student support services



Educational experience




Relevance of Program to Field of Employment

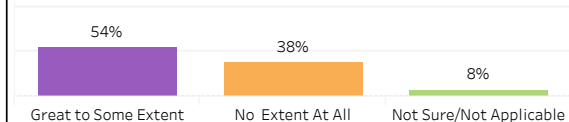


Program Benefits

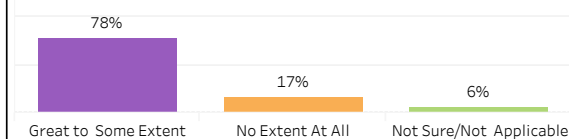
Skills and knowledge relevant in the workplace



Improved earning potential



Improved employment opportunities



Location of Current Residence

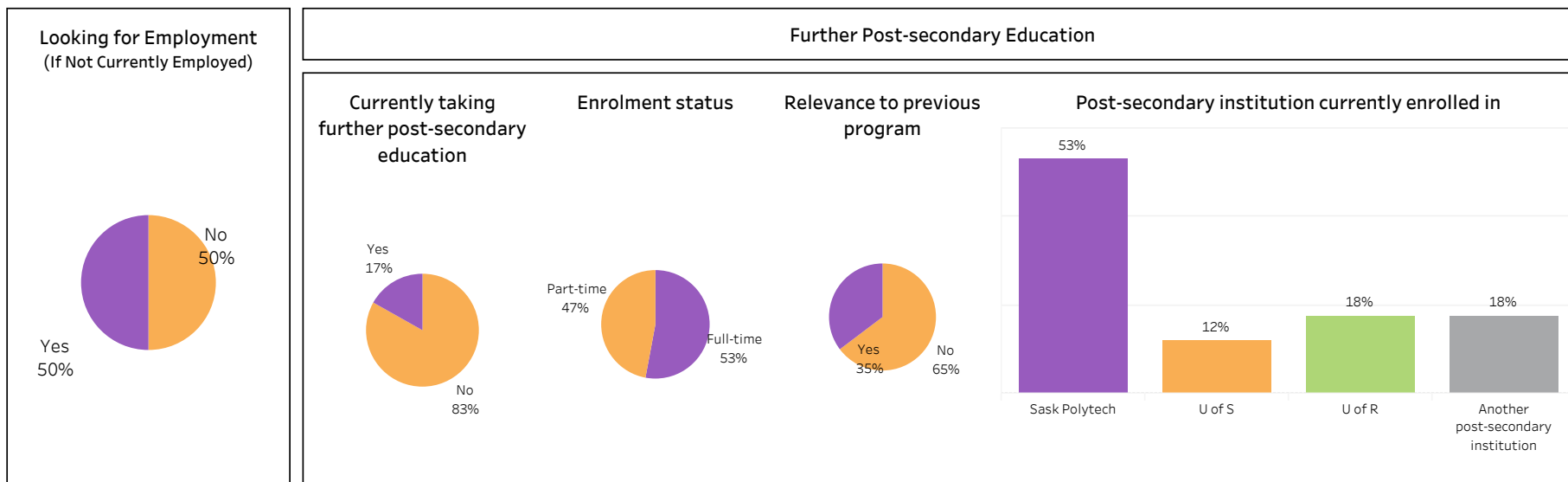
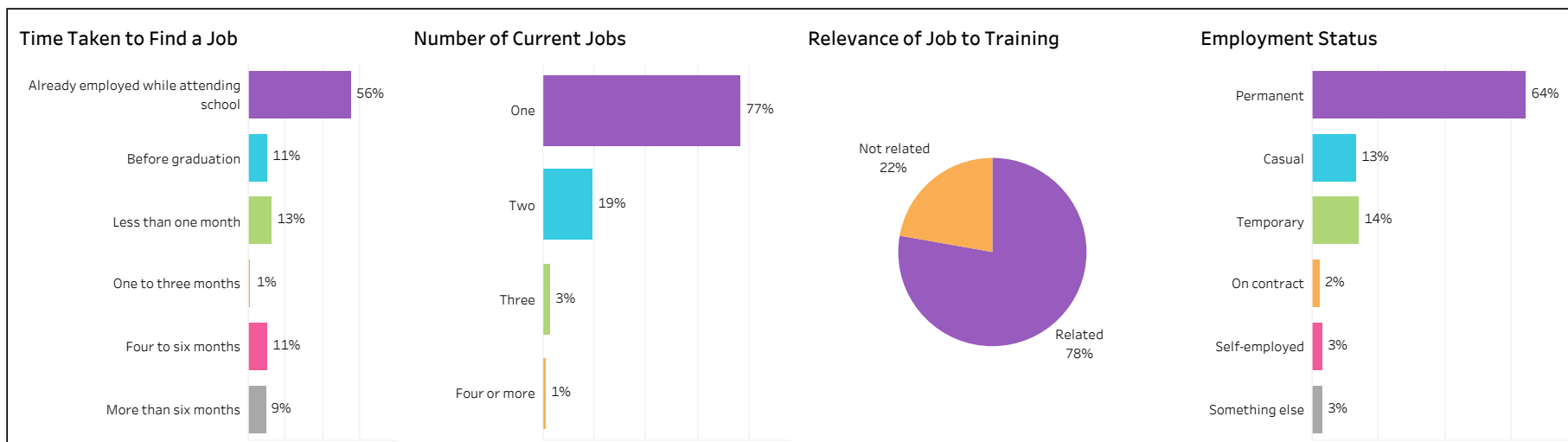
Saskatoon	Regina	Moose Jaw	Prince Albert	Elsewhere in Sask	Outside Sask
32%	31%	1%	8%	14%	15%



2017-18 Graduate Follow-up Survey

Campus: **All**; School: **Nursing**; Program: **All**; Credential: **All**; Program Type: **Con Ed - Sask Polytech Delivered**

Number of Respondents:
103





2017-18 Graduate Follow-up Survey

Campus: **All**; School: **Nursing**; Program: **All**; Credential: **All**; Program Type: **Con Ed - Brokered**

Number of Respondents:
21

Class of Graduates
2017-18

School
Nursing

Campus
All

Program
All

Credential
All

Base/Con Ed/Brokered
Con Ed - Brokered

Overall Employment

Available Workforce	# of Grads Employed	Employment Rate	# of Full-time Employed	Full-time Employment Rate
21	21	100%	19	90%

Training Related Employment

Available Workforce	# of Grads Employed	Employment Rate	# of Full-time Employed Grads	Full-time Employment Rate
21	21	100%	19	90%

Location of Employment

Saskatoon	Regina	Moose Jaw	Prince Albert	Elsewhere in Sask	Outside Sask
0%	24%	0%	0%	76%	0%

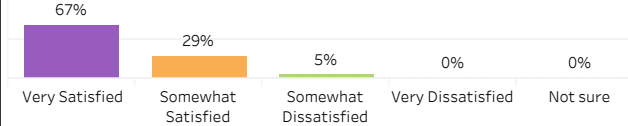
Average Annual Salary

Overall (\$)	66,825
Full-time Training Related (\$)	68,473

Salary by Location

	Overall (\$)	Full-time Training Related (\$)
Regina	60,415	64,992
Elsewhere in SK	69,738	69,738

Overall Satisfaction with Program



Satisfaction with Sask Polytech

Satisfied with the decision to attend Sask Polytech	Recommend program to others	Recommend Sask Polytech to others
100%	100%	100%

Satisfaction with Campus Facilities & Services

■ Satisfied
 ■ Dissatisfied
 ■ Not sure

Campus facilities



Campus activities



Instruction delivered



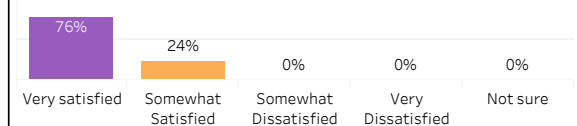
Student support services



Educational experience




Relevance of Program to Field of Employment




Program Benefits

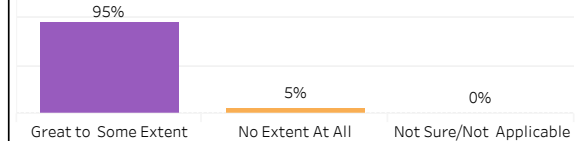
Skills and knowledge relevant in the workplace



Improved earning potential



Improved employment opportunities



Location of Current Residence

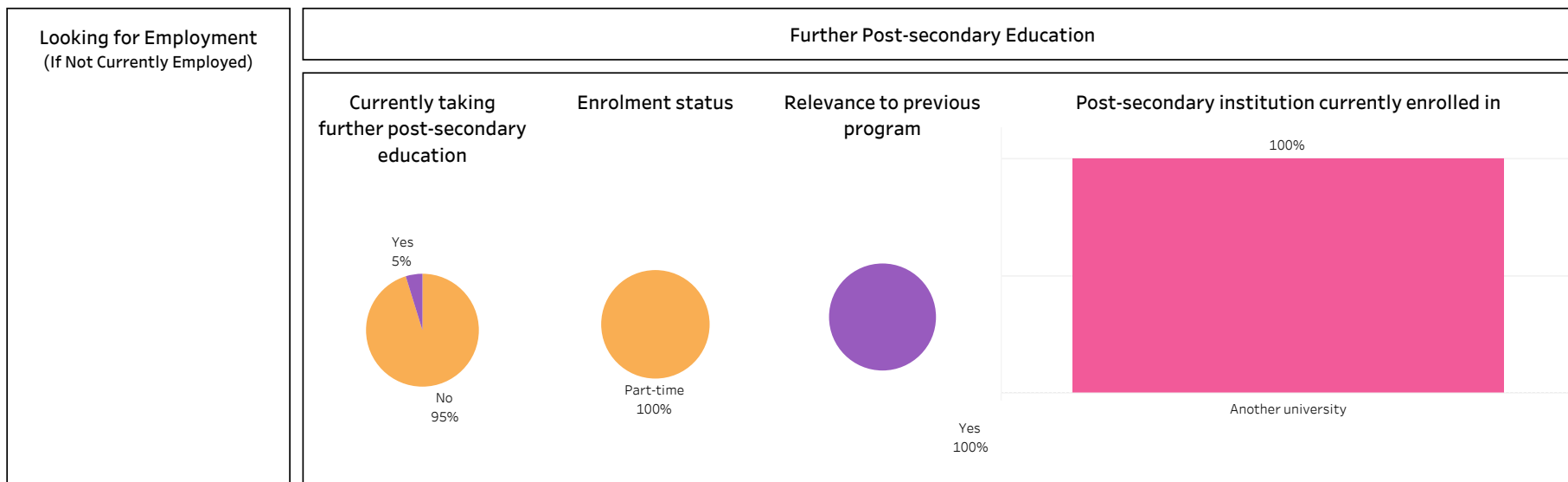
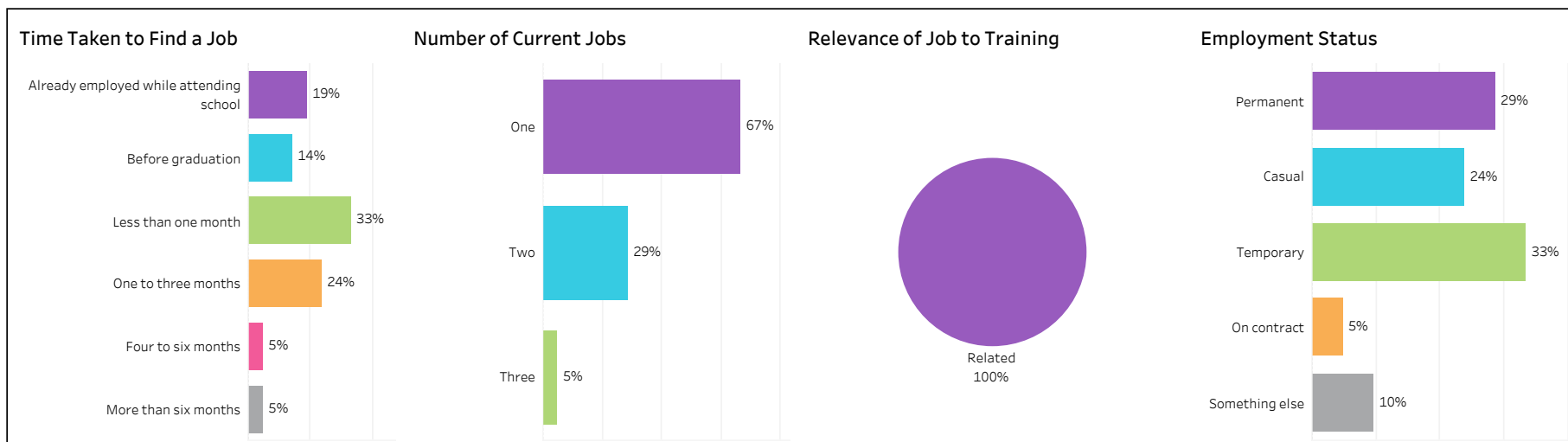
Regina	Elsewhere in Sask
10%	90%



2017-18 Graduate Follow-up Survey

Campus: **All**; School: **Nursing**; Program: **All**; Credential: **All**; Program Type: **Con Ed - Brokered**

Number of Respondents:
21





2017-18 Graduate Follow-up Survey

Campus: **Regina**; School: **Nursing**; Program: **Critical Care Nursing**; Credential: **ACERT**;
Program Type: **Con Ed - Sask Polytech Delivered**

Number of Respondents:
25

Class of Graduates
2017-18

School
Nursing

Campus
Regina

Program
Critical Care Nursing

Credential
ACERT

Base/Con Ed/Brokered
Con Ed - Sask Polytech Delivered

Overall Employment

Available Workforce	# of Grads Employed	Employment Rate	# of Full-time Employed	Full-time Employment Rate
25	25	100%	22	88%

Training Related Employment

Available Workforce	# of Grads Employed	Employment Rate	# of Full-time Employed Grads	Full-time Employment Rate
25	23	92%	21	84%

Location of Employment

Saskatoon	Regina	Moose Jaw	Prince Albert	Elsewhere in Sask	Outside Sask
72%	12%	4%	4%	8%	0%

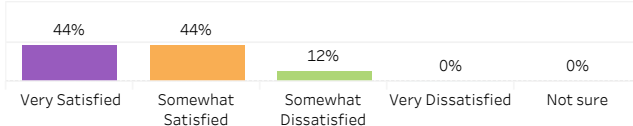
Average Annual Salary

Overall (\$)	81,532
Full-time Training Related (\$)	83,954

Salary by Location

	Overall (\$)	Full-time Training Related (\$)
Saskatoon	82,023	85,824
Regina	69,853	69,853
Moose Jaw	83,200	83,200
Prince Albert	88,000	88,000
Elsewhere in SK	91,300	91,300

Overall Satisfaction with Program



Satisfaction with Sask Polytech

Satisfied with the decision to attend Sask Polytech	Recommend program to others	Recommend Sask Polytech to others
100%	92%	95%

Satisfaction with Campus Facilities & Services

■ Satisfied
 ■ Dissatisfied
 ■ Not sure

Campus facilities



Campus activities



Instruction delivered



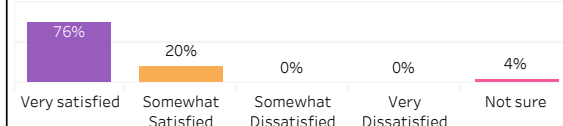
Student support services



Educational experience




Relevance of Program to Field of Employment

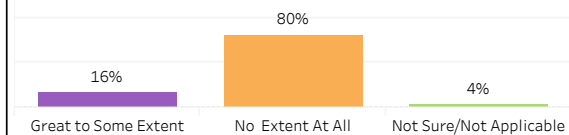


Program Benefits

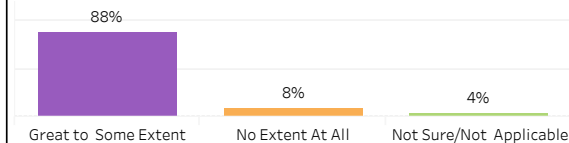
Skills and knowledge relevant in the workplace



Improved earning potential



Improved employment opportunities



Location of Current Residence

Saskatoon	Regina	Moose Jaw	Prince Albert	Elsewhere in Sask
68%	8%	4%	4%	16%

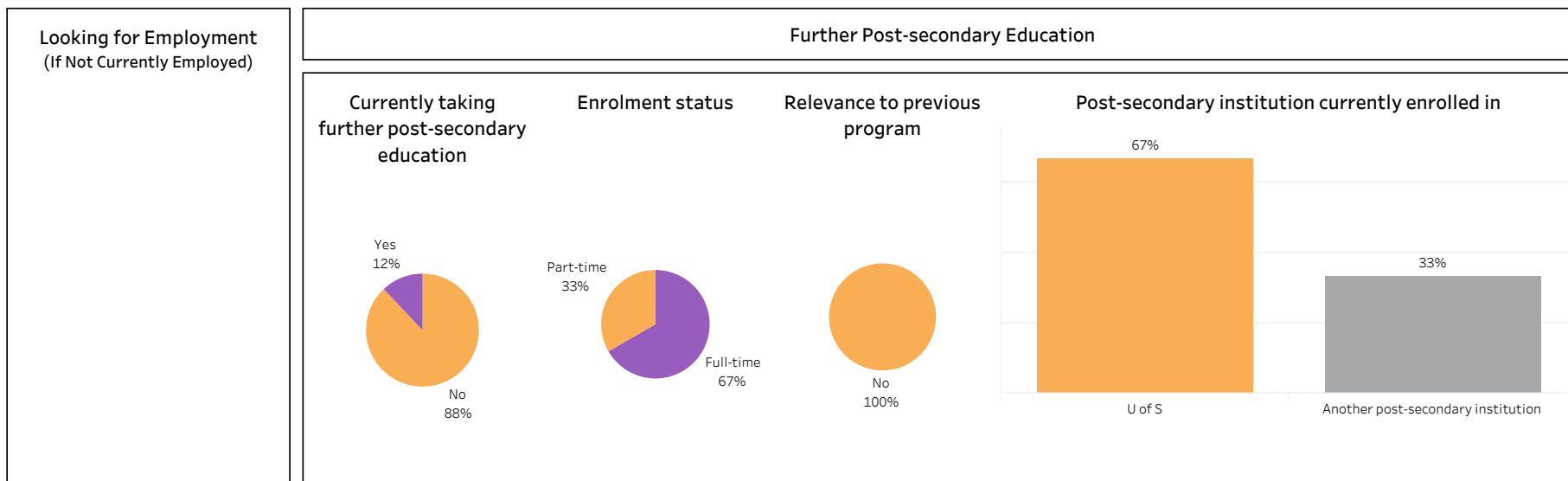
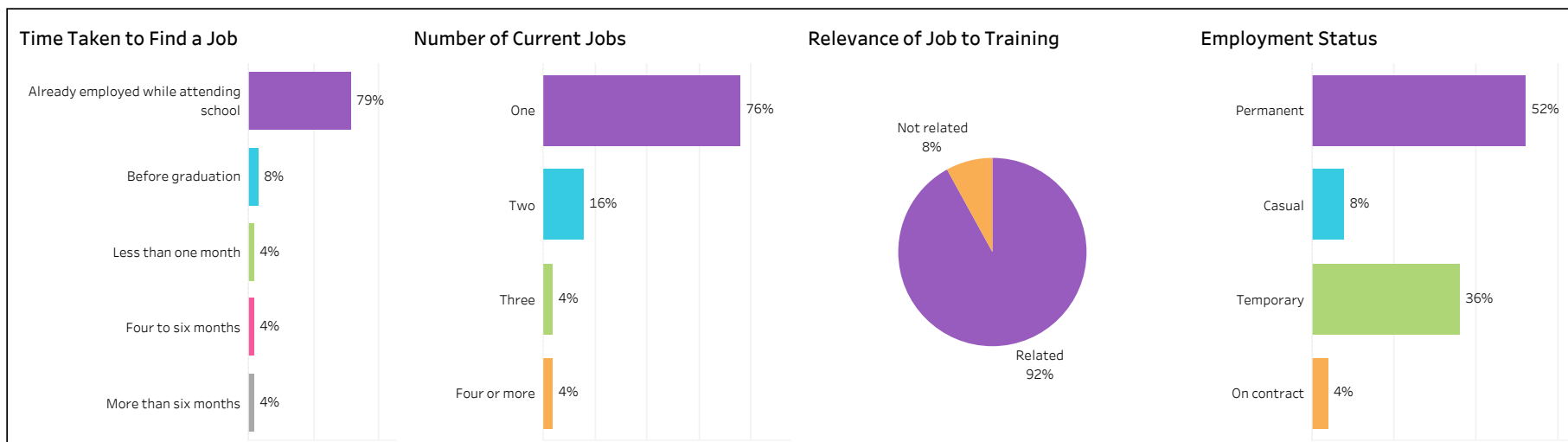


2017-18 Graduate Follow-up Survey

Campus: **Regina**; School: **Nursing**; Program: **Critical Care Nursing**; Credential: **ACERT**;

Program Type: **Con Ed - Sask Polytech Delivered**

Number of Respondents:
25





2017-18 Graduate Follow-up Survey

Campus: **Regina**; School: **Nursing**; Program: **Diabetes Education/Professional**;
Credential: **ACERT**; Program Type: **Base**

Number of Respondents: **1**

Class of Graduates
2017-18

School
Nursing

Campus
Regina

Program
Diabetes Education/Professi..

Credential
ACERT

Base/Con Ed/Brokered
Base

Overall Employment

Available Workforce	# of Grads Employed	Employment Rate	# of Full-time Employed	Full-time Employment Rate
1	1	100%		

Training Related Employment

Available Workforce	# of Grads Employed	Employment Rate	# of Full-time Employed Grads	Full-time Employment Rate
1	1	100%		

Location of Employment

Saskatoon	Regina	Moose Jaw	Prince Albert	Elsewhere in Sask	Outside Sask
0%	0%	0%	0%	100%	0%

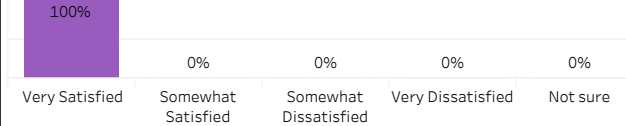
Average Annual Salary

Overall (\$)	49,920
Full-time Training Related (\$)	

Salary by Location

	Overall (\$)	Full-time Training Related (\$)
Elsewhere in SK	49,920	

Overall Satisfaction with Program



Satisfaction with Sask Polytech

Satisfied with the decision to attend Sask Polytech	Recommend program to others	Recommend Sask Polytech to others
100%	100%	100%

Satisfaction with Campus Facilities & Services

■ Satisfied
 ■ Dissatisfied
 ■ Not sure

Campus facilities



Campus activities



Instruction delivered



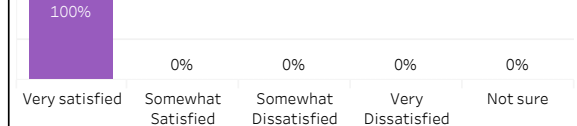
Student support services



Educational experience




Relevance of Program to Field of Employment




Program Benefits


Skills and knowledge relevant in the workplace



Improved earning potential



Improved employment opportunities



Location of Current Residence

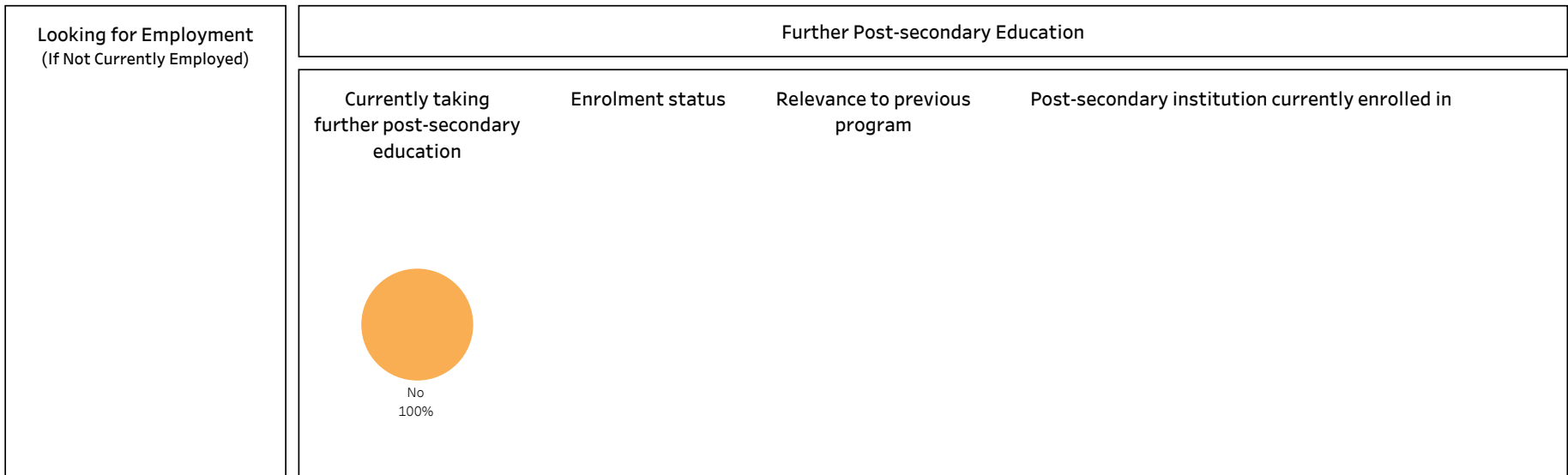
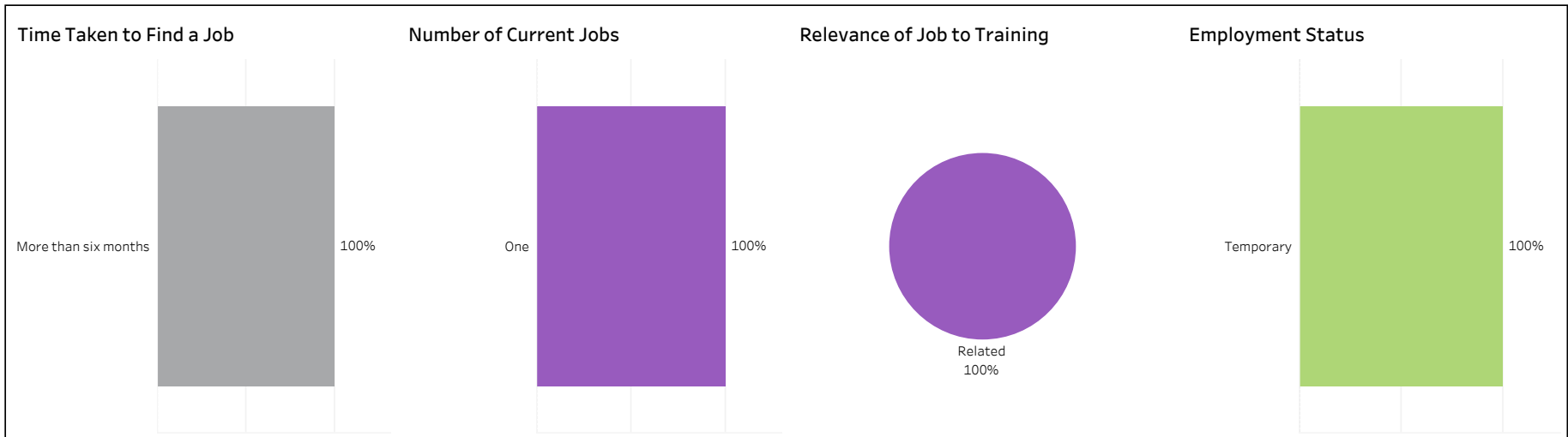
Elsewhere in Sask
100%



2017-18 Graduate Follow-up Survey

Campus: **Regina**; School: **Nursing**; Program: **Diabetes Education/Professionl**;
Credential: **ACERT**; Program Type: **Base**

Number of Respondents:
1





2017-18 Graduate Follow-up Survey

Campus: **Regina**; School: **Nursing**; Program: **Diabetes Education/Providers**;
Credential: **APCERT**; Program Type: **Base**

Number of Respondents: 2

Class of Graduates
2017-18

School
Nursing

Campus
Regina

Program
Diabetes Education/Providers

Credential
APCERT

Base/Con Ed/Brokered
Base

Overall Employment

Available Workforce	# of Grads Employed	Employment Rate	# of Full-time Employed	Full-time Employment Rate
2	2	100%	2	100%

Training Related Employment

Available Workforce	# of Grads Employed	Employment Rate	# of Full-time Employed Grads	Full-time Employment Rate
2	2	100%	2	100%

Location of Employment

Saskatoon	Regina	Moose Jaw	Prince Albert	Elsewhere in Sask	Outside Sask
50%	0%	0%	0%	50%	0%

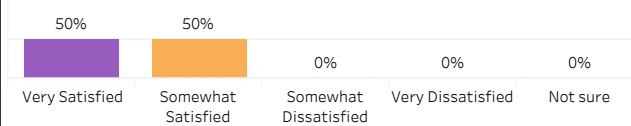
Average Annual Salary

Overall (\$)
Full-time Training Related (\$)

Salary by Location

	Overall (\$)	Full-time Training Related (\$)
Saskatoon		
Elsewhere in SK		

Overall Satisfaction with Program



Satisfaction with Sask Polytech

Satisfied with the decision to attend Sask Polytech	Recommend program to others	Recommend Sask Polytech to others
100%	100%	100%

Satisfaction with Campus Facilities & Services

■ Satisfied
 ■ Dissatisfied
 ■ Not sure

Campus facilities



Campus activities



Instruction delivered



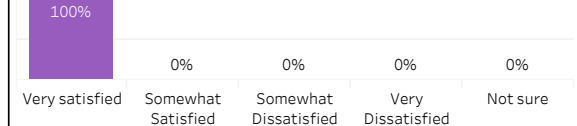
Student support services



Educational experience




Relevance of Program to Field of Employment




Program Benefits


Skills and knowledge relevant in the workplace



Improved earning potential



Improved employment opportunities



Location of Current Residence

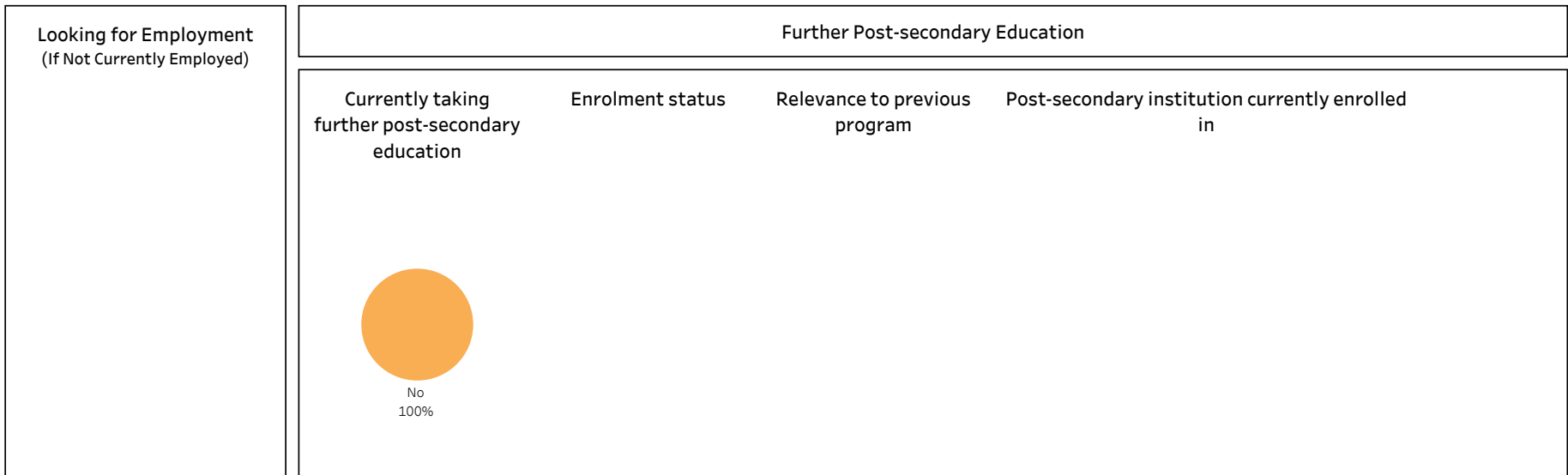
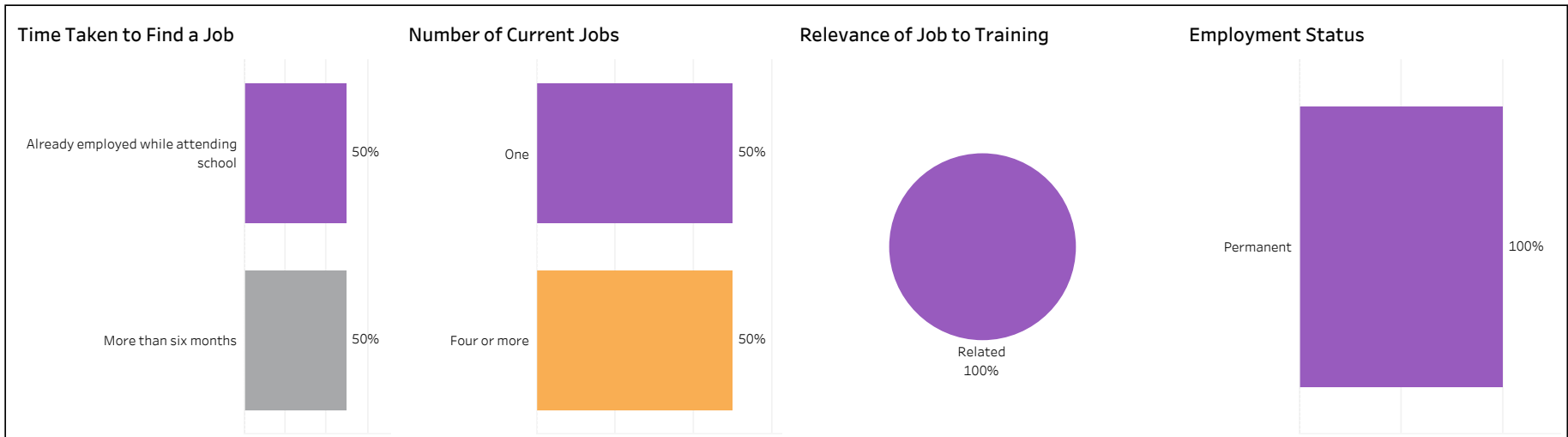
Saskatoon	Elsewhere in Sask
50%	50%



2017-18 Graduate Follow-up Survey

Campus: **Regina**; School: **Nursing**; Program: **Diabetes Education/Providers**;
Credential: **APCERT**; Program Type: **Base**

Number of Respondents:
2





2017-18 Graduate Follow-up Survey

Campus: **Regina**; School: **Nursing**; Program: **Emergency Nursing**; Credential: **ACERT**;
Program Type: **Con Ed - Sask Polytech Delivered**

Number of Respondents: 7

Class of Graduates
2017-18

School
Nursing

Campus
Regina

Program
Emergency Nursing

Credential
ACERT

Base/Con Ed/Brokered
Con Ed - Sask Polytech Delivered

Overall Employment

Available Workforce	# of Grads Employed	Employment Rate	# of Full-time Employed	Full-time Employment Rate
7	7	100%	7	100%

Training Related Employment

Available Workforce	# of Grads Employed	Employment Rate	# of Full-time Employed Grads	Full-time Employment Rate
7	6	86%	6	86%

Location of Employment

Saskatoon	Regina	Moose Jaw	Prince Albert	Elsewhere in Sask	Outside Sask
14%	0%	0%	71%	14%	0%

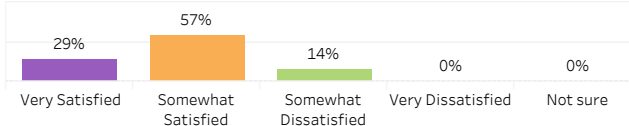
Average Annual Salary

Overall (\$)	62,369
Full-time Training Related (\$)	68,843

Salary by Location

	Overall (\$)	Full-time Training Related (\$)
Saskatoon	30,000	
Prince Albert	70,453	70,453
Elsewhere in SK	62,400	62,400

Overall Satisfaction with Program



Satisfaction with Sask Polytech

Satisfied with the decision to attend Sask Polytech	Recommend program to others	Recommend Sask Polytech to others
86%	100%	86%

Satisfaction with Campus Facilities & Services

■ Satisfied
 ■ Dissatisfied
 ■ Not sure

Campus facilities



Campus activities



Instruction delivered



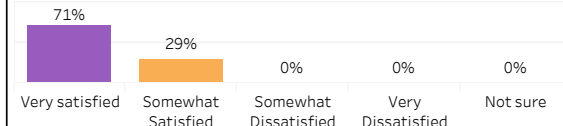
Student support services



Educational experience




Relevance of Program to Field of Employment

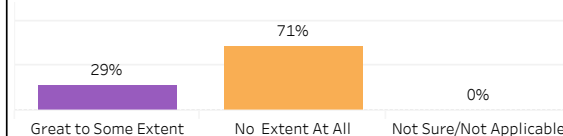


Program Benefits

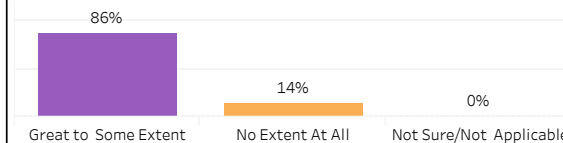
Skills and knowledge relevant in the workplace



Improved earning potential



Improved employment opportunities



Location of Current Residence

Saskatoon	Prince Albert	Elsewhere in Sask
14%	57%	29%

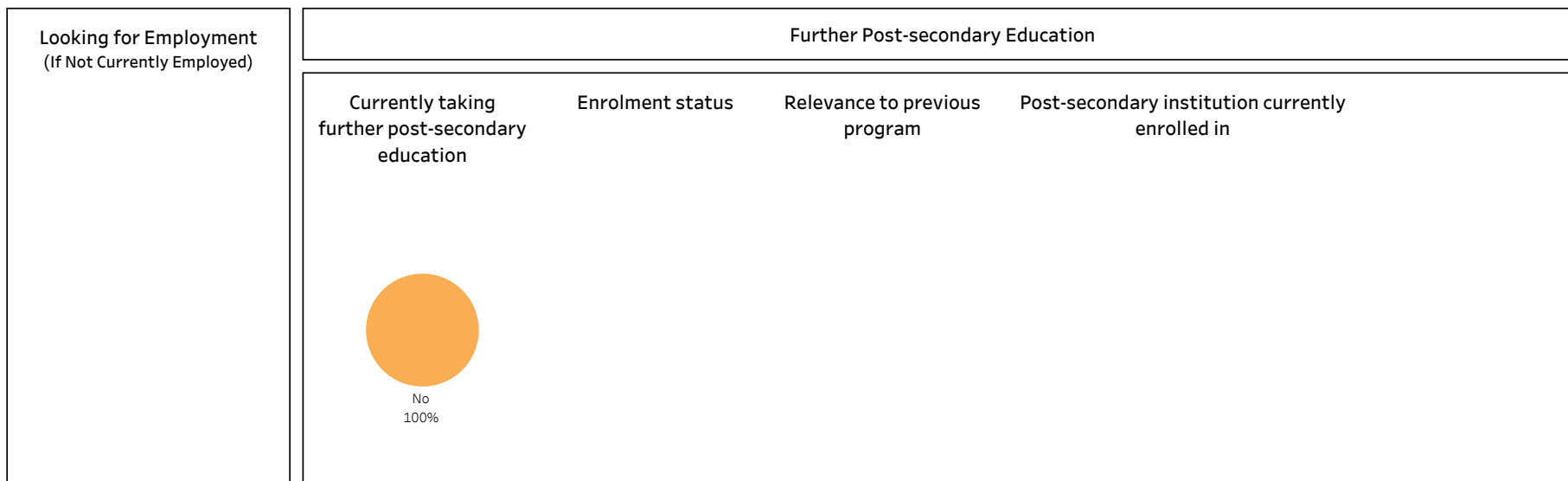
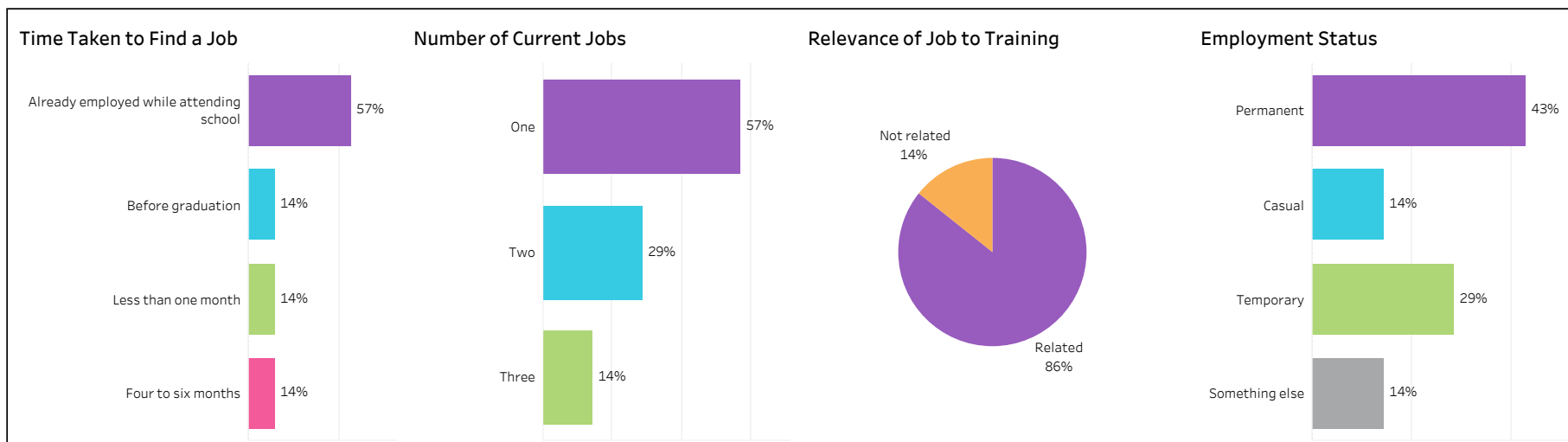


2017-18 Graduate Follow-up Survey

Campus: **Regina**; School: **Nursing**; Program: **Emergency Nursing**; Credential: **ACERT**;

Program Type: **Con Ed - Sask Polytech Delivered**

Number of Respondents:
7





2017-18 Graduate Follow-up Survey

Campus: **Regina**; School: **Nursing**; Program: **Medical Device Reprocess Tech**;
Credential: **APCERT**; Program Type: **Con Ed - Sask Polytech Delivered**

Number of Respondents:
41

Class of Graduates
2017-18

School
Nursing

Campus
Regina

Program
Medical Device Reprocess Te..

Credential
APCERT

Base/Con Ed/Brokered
Con Ed - Sask Polytech Delivered

Overall Employment

Available Workforce	# of Grads Employed	Employment Rate	# of Full-time Employed	Full-time Employment Rate
39	38	97%	23	59%

Training Related Employment

Available Workforce	# of Grads Employed	Employment Rate	# of Full-time Employed Grads	Full-time Employment Rate
39	23	59%	17	44%

Location of Employment

Saskatoon	Regina	Moose Jaw	Prince Albert	Elsewhere in Sask	Outside Sask
22%	43%	3%	3%	16%	14%

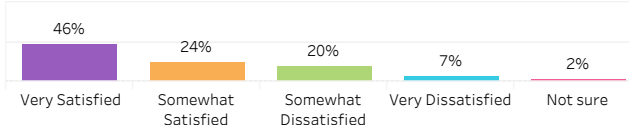
Average Annual Salary

Overall (\$)	34,093
Full-time Training Related (\$)	39,131

Salary by Location

	Overall (\$)	Full-time Training Related (\$)
Saskatoon	30,509	34,281
Regina	33,047	40,060
Moose Jaw		
Prince Albert		
Elsewhere in SK	41,123	45,179
Alberta	10,920	
Manitoba		
Elsewhere in Canada	31,465	35,474

Overall Satisfaction with Program



Satisfaction with Sask Polytech

Satisfied with the decision to attend Sask Polytech	Recommend program to others	Recommend Sask Polytech to others
88%	72%	98%

Satisfaction with Campus Facilities & Services

■ Satisfied
 ■ Dissatisfied
 ■ Not sure

Campus facilities



Campus activities



Instruction delivered



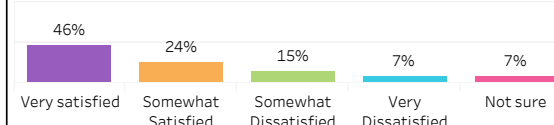
Student support services



Educational experience

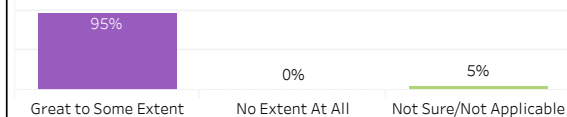


Relevance of Program to Field of Employment

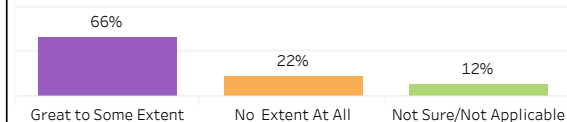


Program Benefits

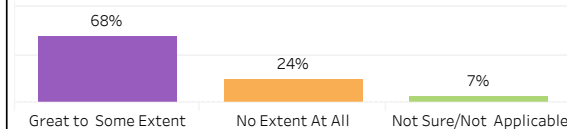
Skills and knowledge relevant in the workplace



Improved earning potential



Improved employment opportunities



Location of Current Residence

Saskatoon	Regina	Prince Albert	Elsewhere in Sask	Outside Sask
22%	41%	2%	17%	17%

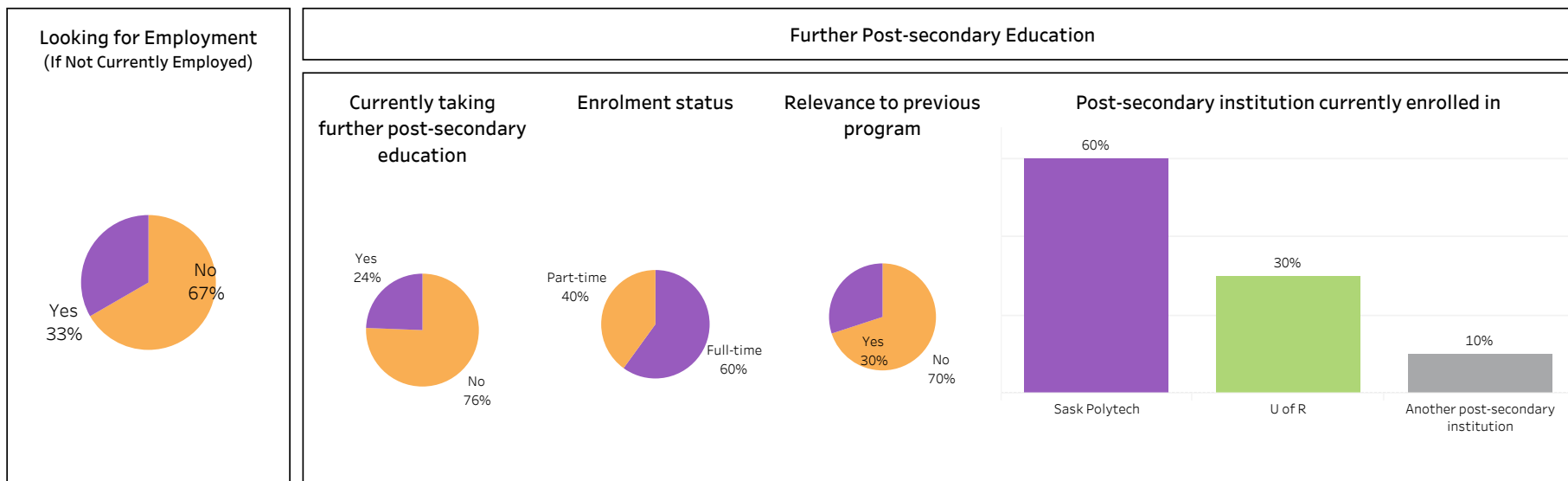
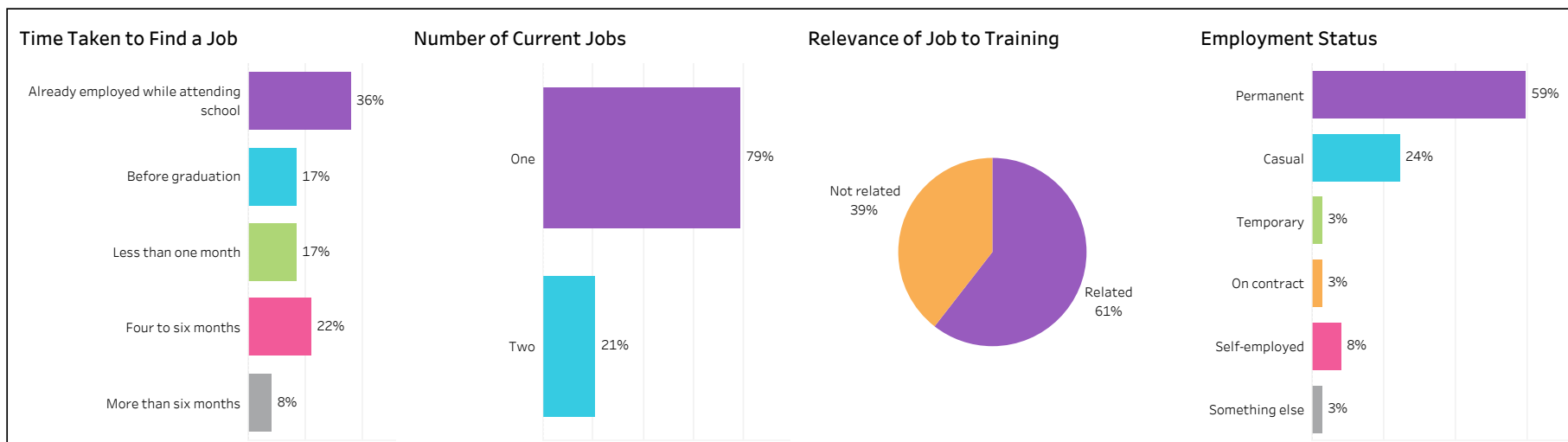


2017-18 Graduate Follow-up Survey

Campus: **Regina**; School: **Nursing**; Program: **Medical Device Reprocess Tech**;

Credential: **APCERT**; Program Type: **Con Ed - Sask Polytech Delivered**

Number of Respondents:
41





2017-18 Graduate Follow-up Survey

Campus: **Regina**; School: **Nursing**; Program: **Nursing Re-entry**; Credential: **APCERT**;
Program Type: **Base**

Number of Respondents: 3

Class of Graduates
2017-18

School
Nursing

Campus
Regina

Program
Nursing Re-entry

Credential
APCERT

Base/Con Ed/Brokered
Base

Overall Employment

Available Workforce	# of Grads Employed	Employment Rate	# of Full-time Employed	Full-time Employment Rate
3	3	100%	3	100%

Training Related Employment

Available Workforce	# of Grads Employed	Employment Rate	# of Full-time Employed Grads	Full-time Employment Rate
3	3	100%	3	100%

Location of Employment

Saskatoon	Regina	Moose Jaw	Prince Albert	Elsewhere in Sask	Outside Sask
100%	0%	0%	0%	0%	0%

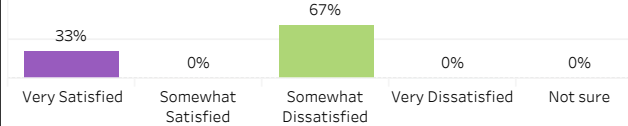
Average Annual Salary

Overall (\$)	63,630
Full-time Training Related (\$)	63,630

Salary by Location

	Overall (\$)	Full-time Training Related (\$)
Saskatoon	67,373	67,373

Overall Satisfaction with Program



Satisfaction with Sask Polytech

Satisfied with the decision to attend Sask Polytech	Recommend program to others	Recommend Sask Polytech to others
100%	100%	100%

Satisfaction with Campus Facilities & Services

■ Satisfied
 ■ Dissatisfied
 ■ Not sure

Campus facilities



Campus activities



Instruction delivered



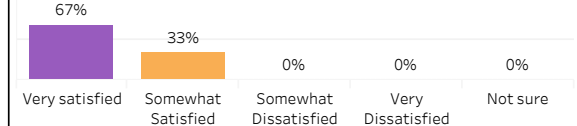
Student support services



Educational experience




Relevance of Program to Field of Employment

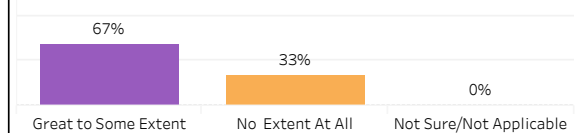


Program Benefits


Skills and knowledge relevant in the workplace



Improved earning potential



Improved employment opportunities



Location of Current Residence

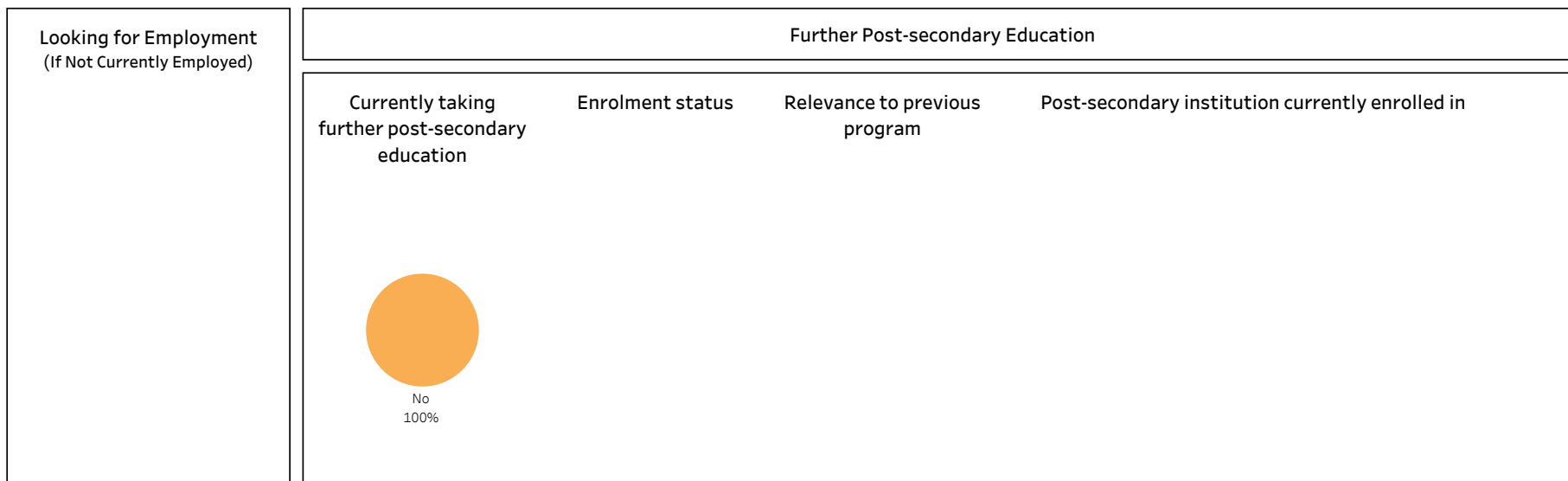
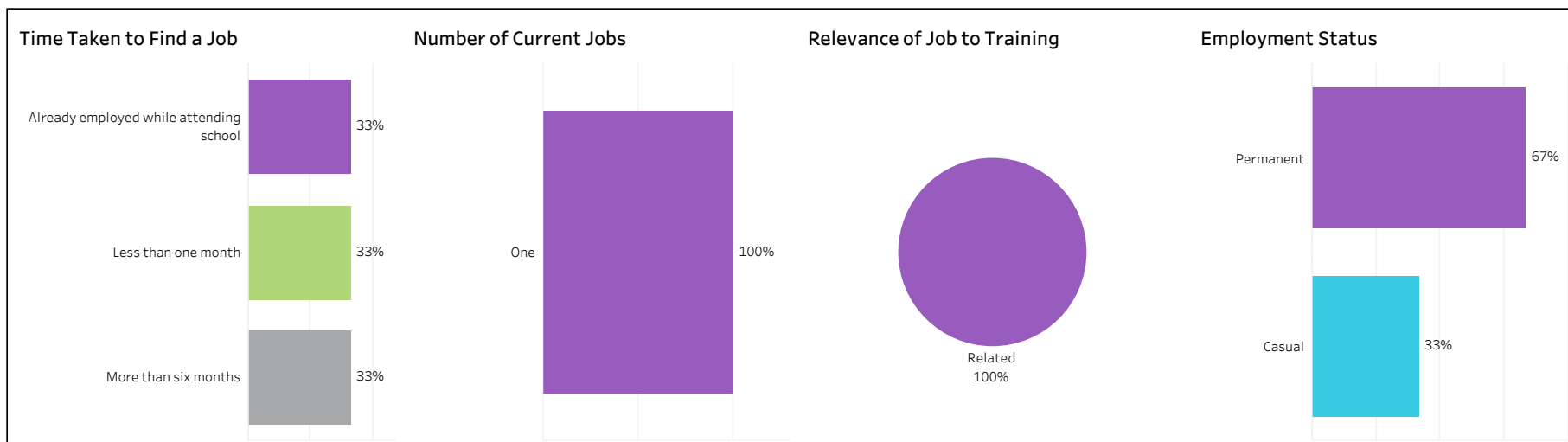
Saskatoon
100%



2017-18 Graduate Follow-up Survey

Campus: **Regina**; School: **Nursing**; Program: **Nursing Re-entry**; Credential: **APCERT**;
Program Type: **Base**

Number of Respondents:
3





2017-18 Graduate Follow-up Survey

Campus: **Regina**; School: **Nursing**; Program: **International Educated Nurses**;
Credential: **APCERT**; Program Type: **Base**

Number of Respondents: 5

Class of Graduates
2017-18

School
Nursing

Campus
Regina

Program
International Educated Nurs..

Credential
APCERT

Base/Con Ed/Brokered
Base

Overall Employment

Available Workforce	# of Grads Employed	Employment Rate	# of Full-time Employed	Full-time Employment Rate
5	5	100%	5	100%

Training Related Employment

Available Workforce	# of Grads Employed	Employment Rate	# of Full-time Employed Grads	Full-time Employment Rate
5	5	100%	5	100%

Location of Employment

Saskatoon	Regina	Moose Jaw	Prince Albert	Elsewhere in Sask	Outside Sask
20%	20%	0%	20%	20%	20%

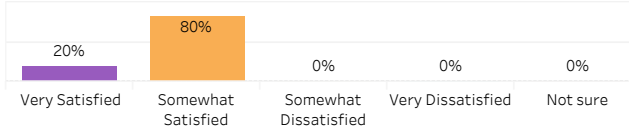
Average Annual Salary

Overall (\$)	75,730
Full-time Training Related (\$)	75,730

Salary by Location

	Overall (\$)	Full-time Training Related (\$)
Saskatoon	87,360	87,360
Regina	91,000	91,000
Prince Albert	65,532	65,532
Elsewhere in SK	89,831	89,831
Ontario	44,928	44,928

Overall Satisfaction with Program



Satisfaction with Sask Polytech

Satisfied with the decision to attend Sask Polytech	Recommend program to others	Recommend Sask Polytech to others
100%	100%	100%

Satisfaction with Campus Facilities & Services

■ Satisfied
 ■ Dissatisfied
 ■ Not sure

Campus facilities



Campus activities



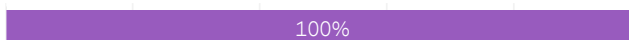
Instruction delivered



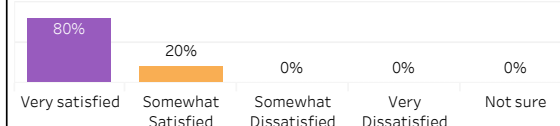
Student support services



Educational experience

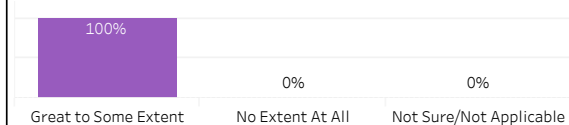


Relevance of Program to Field of Employment




Program Benefits

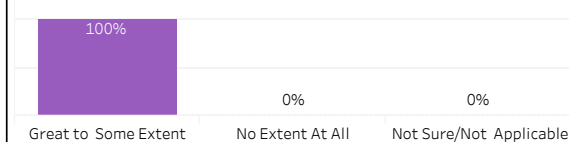
Skills and knowledge relevant in the workplace



Improved earning potential



Improved employment opportunities



Location of Current Residence

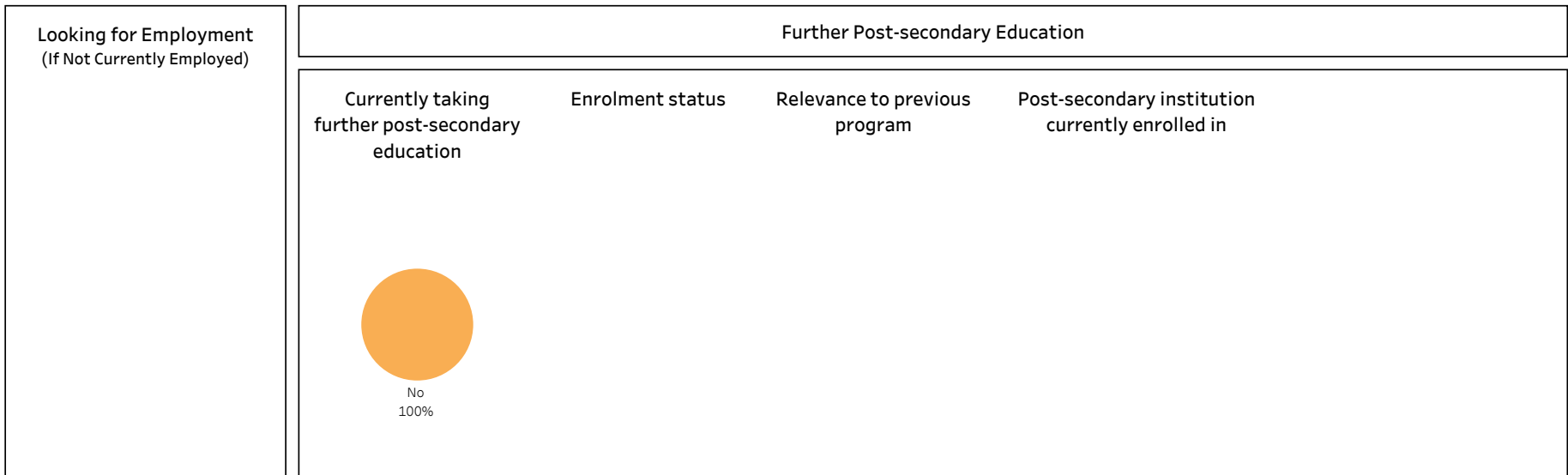
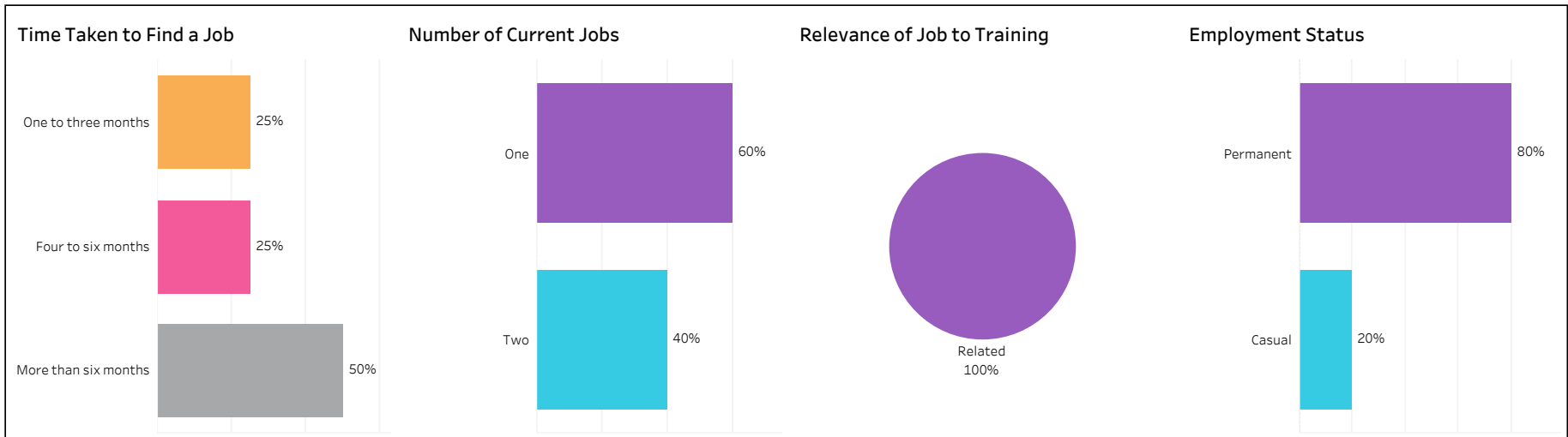
Saskatoon	Regina	Prince Albert	Elsewhere in Sask	Outside Sask
20%	20%	20%	20%	20%



2017-18 Graduate Follow-up Survey

Campus: **Regina**; School: **Nursing**; Program: **International Educated Nurses**;
Credential: **APCERT**; Program Type: **Base**

Number of Respondents:
5





2017-18 Graduate Follow-up Survey

Campus: **Regina**; School: **Nursing**; Program: **International Educated Nurses**;
Credential: **APCERT**; Program Type: **Con Ed - Sask Polytech Delivered**

Number of Respondents:
17

Class of Graduates
2017-18

School
Nursing

Campus
Regina

Program
International Educated Nurs..

Credential
APCERT

Base/Con Ed/Brokered
Con Ed - Sask Polytech Delivered

Overall Employment

Available Workforce	# of Grads Employed	Employment Rate	# of Full-time Employed	Full-time Employment Rate
17	16	94%	15	88%

Training Related Employment

Available Workforce	# of Grads Employed	Employment Rate	# of Full-time Employed Grads	Full-time Employment Rate
17	14	82%	13	76%

Location of Employment

Saskatoon	Regina	Moose Jaw	Prince Albert	Elsewhere in Sask	Outside Sask
19%	38%	0%	0%	6%	38%

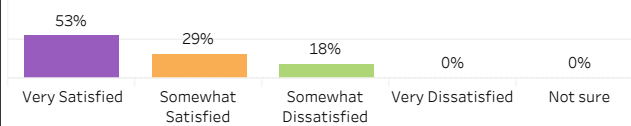
Average Annual Salary

Overall (\$)	66,727
Full-time Training Related (\$)	74,157

Salary by Location

	Overall (\$)	Full-time Training Related (\$)
Saskatoon	73,840	73,840
Regina	62,167	74,825
Elsewhere in SK	73,112	73,112
Alberta	80,808	80,808
British Columbia	60,320	70,720
Manitoba	74,056	74,056

Overall Satisfaction with Program



Satisfaction with Sask Polytech

Satisfied with the decision to attend Sask Polytech	Recommend program to others	Recommend Sask Polytech to others
100%	94%	100%

Satisfaction with Campus Facilities & Services

■ Satisfied
 ■ Dissatisfied
 ■ Not sure

Campus facilities



Campus activities



Instruction delivered



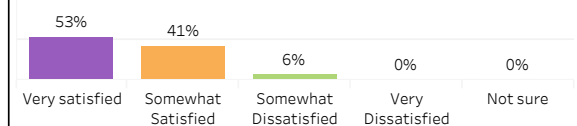
Student support services



Educational experience




Relevance of Program to Field of Employment

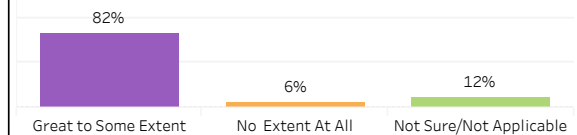


Program Benefits

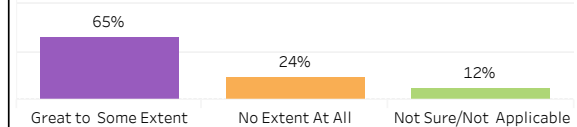
Skills and knowledge relevant in the workplace



Improved earning potential



Improved employment opportunities



Location of Current Residence

Saskatoon	Regina	Elsewhere in Sask	Outside Sask
24%	35%	6%	35%

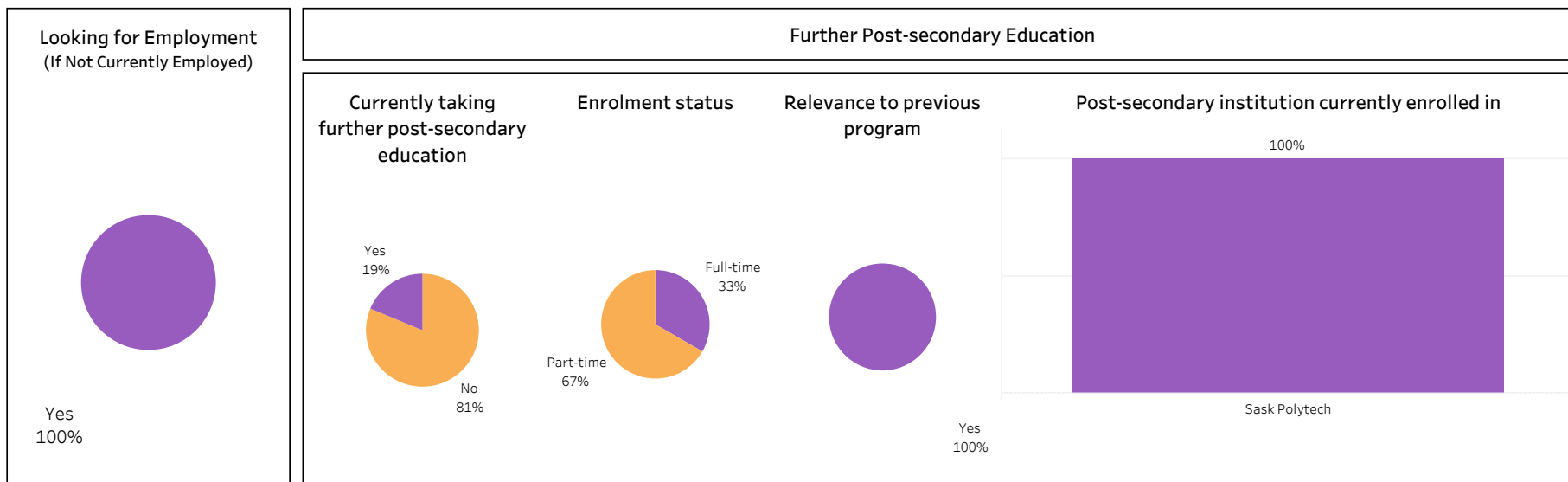
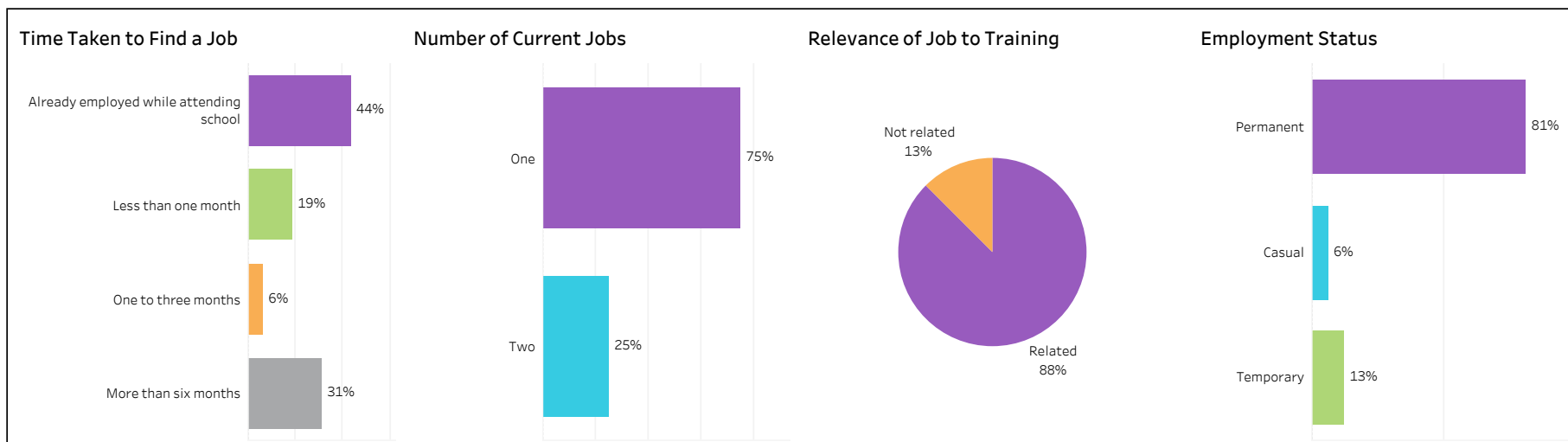


2017-18 Graduate Follow-up Survey

Campus: **Regina**; School: **Nursing**; Program: **International Educated Nurses**;

Credential: **APCERT**; Program Type: **Con Ed - Sask Polytech Delivered**

Number of Respondents:
17





2017-18 Graduate Follow-up Survey

Campus: **Regina**; School: **Nursing**; Program: **Perioperative Nursing/LPN**; Credential: **ACERT**; Program Type: **Base**

Number of Respondents: 5

Class of Graduates
2017-18

School
Nursing

Campus
Regina

Program
Perioperative Nursing/LPN

Credential
ACERT

Base/Con Ed/Brokered
Base

Overall Employment

Available Workforce	# of Grads Employed	Employment Rate	# of Full-time Employed	Full-time Employment Rate
5	5	100%	4	80%

Training Related Employment

Available Workforce	# of Grads Employed	Employment Rate	# of Full-time Employed Grads	Full-time Employment Rate
5	5	100%	4	80%

Location of Employment

Saskatoon	Regina	Moose Jaw	Prince Albert	Elsewhere in Sask	Outside Sask
40%	20%	20%	0%	0%	20%

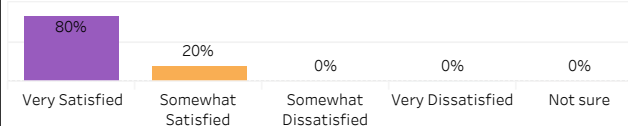
Average Annual Salary

Overall (\$)	45,188
Full-time Training Related (\$)	52,390

Salary by Location

	Overall (\$)	Full-time Training Related (\$)
Saskatoon	52,000	52,000
Regina		
Moose Jaw	30,784	
British Columbia	52,780	52,780

Overall Satisfaction with Program



Satisfaction with Sask Polytech

Satisfied with the decision to attend Sask Polytech	Recommend program to others	Recommend Sask Polytech to others
100%	100%	100%

Satisfaction with Campus Facilities & Services

■ Satisfied
 ■ Dissatisfied
 ■ Not sure

Campus facilities



Campus activities



Instruction delivered



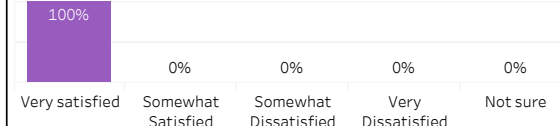
Student support services



Educational experience




Relevance of Program to Field of Employment




Program Benefits

Skills and knowledge relevant in the workplace



Improved earning potential



Improved employment opportunities



Location of Current Residence

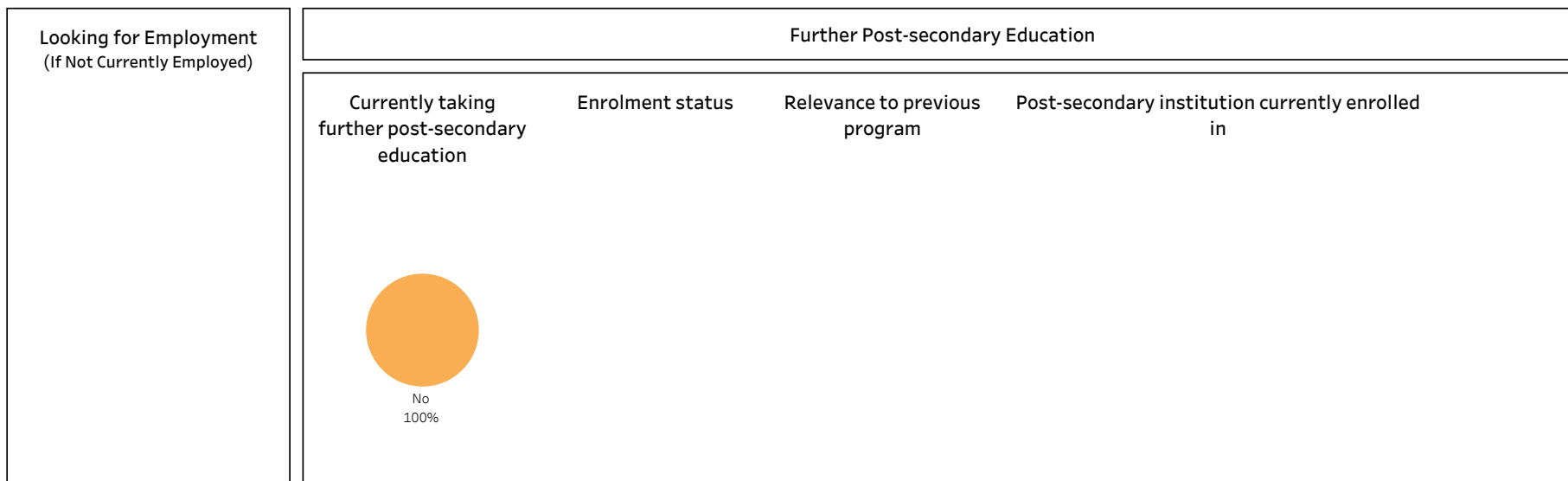
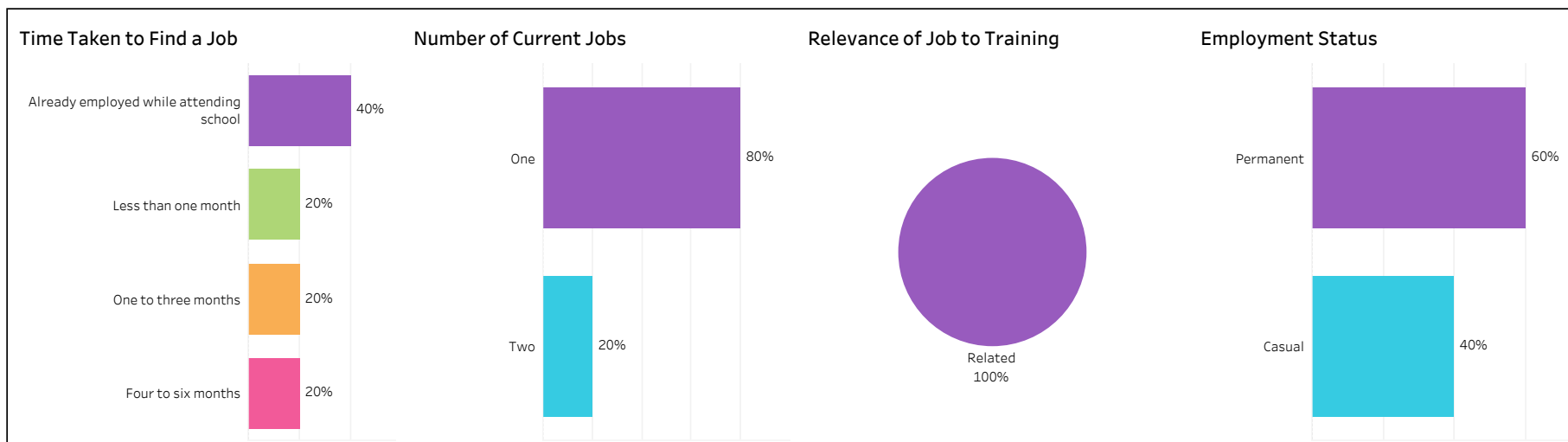
Saskatoon	Regina	Moose Jaw	Outside Sask
40%	20%	20%	20%



2017-18 Graduate Follow-up Survey

Campus: **Regina**; School: **Nursing**; Program: **Perioperative Nursing/LPN**; Credential:
ACERT; Program Type: **Base**

Number of Respondents:
5





2017-18 Graduate Follow-up Survey

Campus: **Regina**; School: **Nursing**; Program: **Perioperative Nursing/LPN**; Credential: **ACERT**; Program Type: **Con Ed - Sask Polytech Delivered**

Number of Respondents: 7

Class of Graduates
2017-18

School
Nursing

Campus
Regina

Program
Perioperative Nursing/LPN

Credential
ACERT

Base/Con Ed/Brokered
Con Ed - Sask Polytech Delivered

Overall Employment

Available Workforce	# of Grads Employed	Employment Rate	# of Full-time Employed	Full-time Employment Rate
7	7	100%	7	100%

Training Related Employment

Available Workforce	# of Grads Employed	Employment Rate	# of Full-time Employed Grads	Full-time Employment Rate
7	7	100%	7	100%

Location of Employment

Saskatoon	Regina	Moose Jaw	Prince Albert	Elsewhere in Sask	Outside Sask
14%	71%	0%	0%	0%	14%

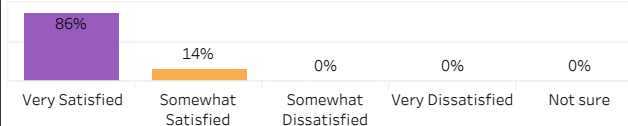
Average Annual Salary

Overall (\$)	74,144
Full-time Training Related (\$)	74,144

Salary by Location

	Overall (\$)	Full-time Training Related (\$)
Saskatoon	75,000	75,000
Regina	73,931	73,931
Manitoba		

Overall Satisfaction with Program



Satisfaction with Sask Polytech

Satisfied with the decision to attend Sask Polytech	Recommend program to others	Recommend Sask Polytech to others
100%	100%	100%

Satisfaction with Campus Facilities & Services

■ Satisfied
 ■ Dissatisfied
 ■ Not sure

Campus facilities



Campus activities



Instruction delivered



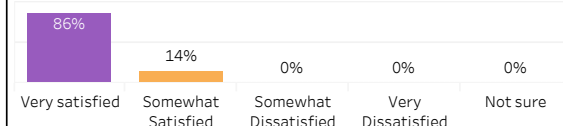
Student support services



Educational experience




Relevance of Program to Field of Employment




Program Benefits

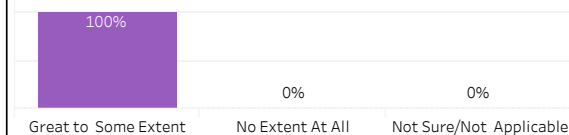
Skills and knowledge relevant in the workplace



Improved earning potential



Improved employment opportunities



Location of Current Residence

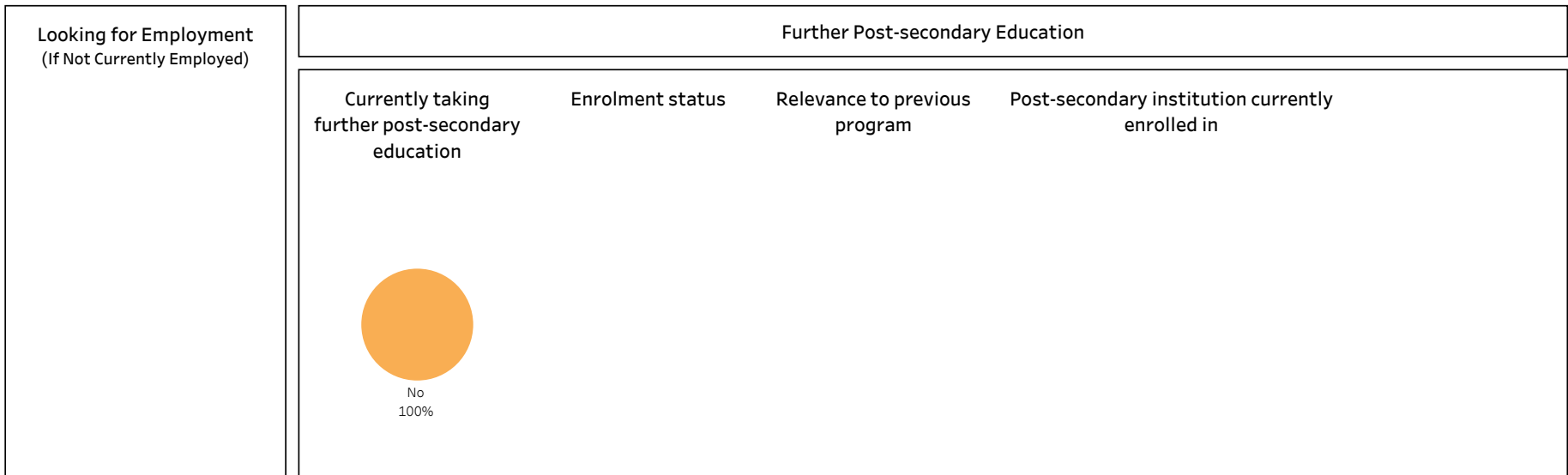
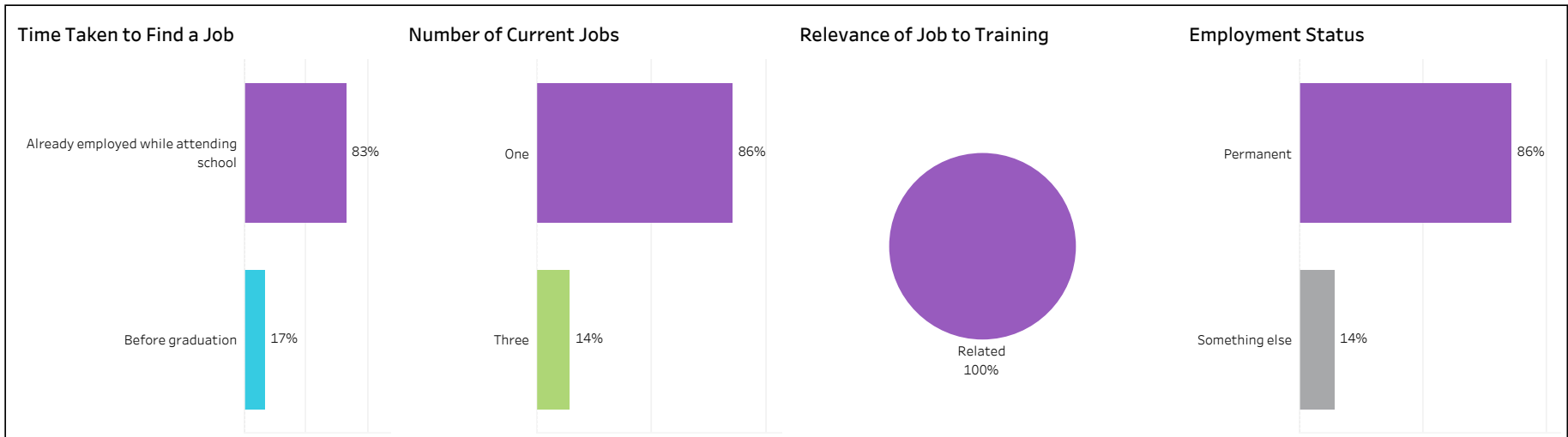
Saskatoon	Regina	Outside Sask
14%	71%	14%



2017-18 Graduate Follow-up Survey

Campus: **Regina**; School: **Nursing**; Program: **Perioperative Nursing/LPN**; Credential: **ACERT**; Program Type: **Con Ed - Sask Polytech Delivered**

Number of Respondents:
7





2017-18 Graduate Follow-up Survey

Campus: **Regina**; School: **Nursing**; Program: **Perioperative Nursing/RN**; Credential: **ACERT**; Program Type: **Base**

Number of Respondents:
18

Class of Graduates
2017-18

School
Nursing

Campus
Regina

Program
Perioperative Nursing/RN

Credential
ACERT

Base/Con Ed/Brokered
Base

Overall Employment

Available Workforce	# of Grads Employed	Employment Rate	# of Full-time Employed	Full-time Employment Rate
18	18	100%	14	78%

Training Related Employment

Available Workforce	# of Grads Employed	Employment Rate	# of Full-time Employed Grads	Full-time Employment Rate
18	14	78%	12	67%

Location of Employment

Saskatoon	Regina	Moose Jaw	Prince Albert	Elsewhere in Sask	Outside Sask
28%	22%	0%	11%	28%	11%

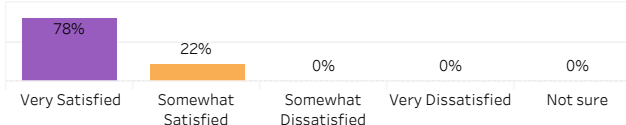
Average Annual Salary

Overall (\$)	81,249
Full-time Training Related (\$)	87,648

Salary by Location

	Overall (\$)	Full-time Training Related (\$)
Saskatoon	83,980	83,980
Regina	80,340	80,340
Prince Albert	46,602	80,205
Elsewhere in SK	96,262	113,320
British Columbia	83,200	

Overall Satisfaction with Program



Satisfaction with Sask Polytech

Satisfied with the decision to attend Sask Polytech	Recommend program to others	Recommend Sask Polytech to others
100%	100%	100%

Satisfaction with Campus Facilities & Services

■ Satisfied
 ■ Dissatisfied
 ■ Not sure

Campus facilities



Campus activities



Instruction delivered



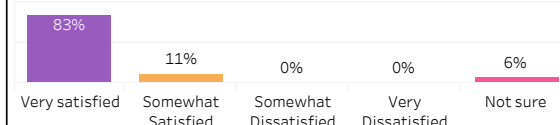
Student support services



Educational experience




Relevance of Program to Field of Employment

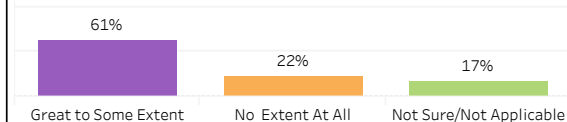


Program Benefits


Skills and knowledge relevant in the workplace



Improved earning potential



Improved employment opportunities



Location of Current Residence

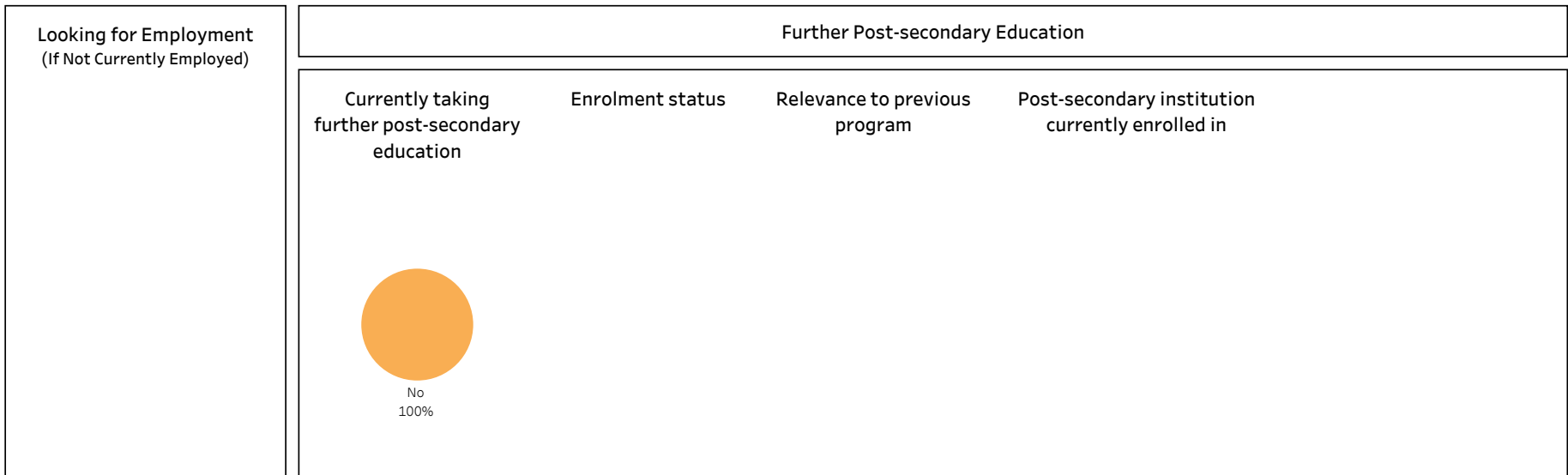
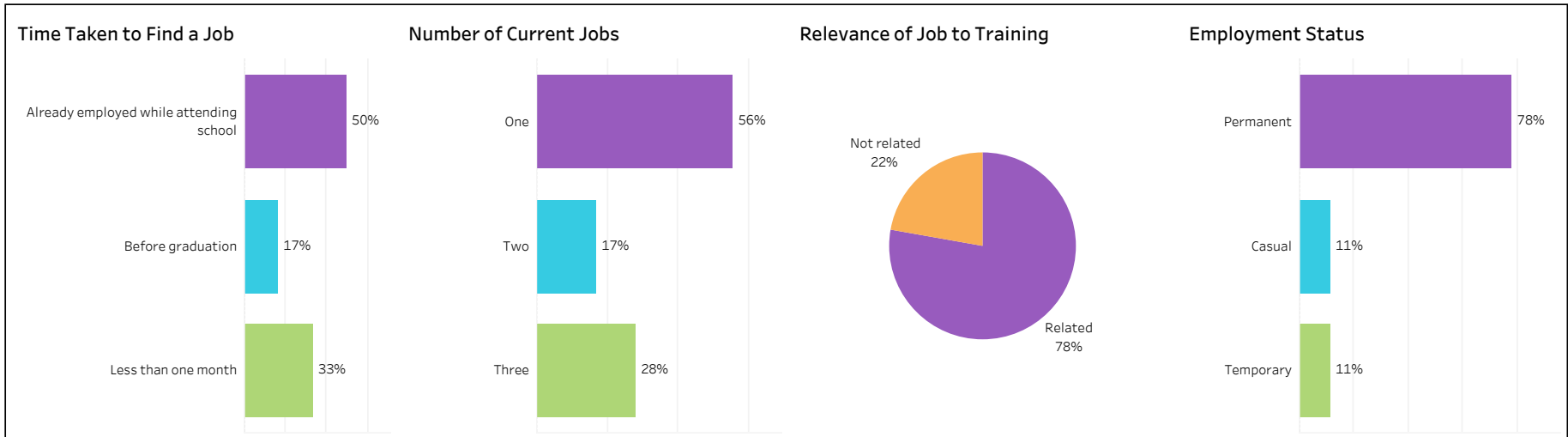
Saskatoon	Regina	Prince Albert	Elsewhere in Sask	Outside Sask
33%	22%	11%	28%	6%



2017-18 Graduate Follow-up Survey

Campus: **Regina**; School: **Nursing**; Program: **Perioperative Nursing/RN**; Credential:
ACERT; Program Type: **Base**

Number of Respondents:
18





2017-18 Graduate Follow-up Survey

Campus: **Regina**; School: **Nursing**; Program: **Perioperative Nursing/RN**; Credential:
ACERT; Program Type: **Con Ed - Sask Polytech Delivered**

Number of Respondents: 6

Class of Graduates
2017-18

School
Nursing

Campus
Regina

Program
Perioperative Nursing/RN

Credential
ACERT

Base/Con Ed/Brokered
Con Ed - Sask Polytech Delivered

Overall Employment

Available Workforce	# of Grads Employed	Employment Rate	# of Full-time Employed	Full-time Employment Rate
6	6	100%	6	100%

Training Related Employment

Available Workforce	# of Grads Employed	Employment Rate	# of Full-time Employed Grads	Full-time Employment Rate
6	4	67%	4	67%

Location of Employment

Saskatoon	Regina	Moose Jaw	Prince Albert	Elsewhere in Sask	Outside Sask
17%	33%	0%	33%	0%	17%

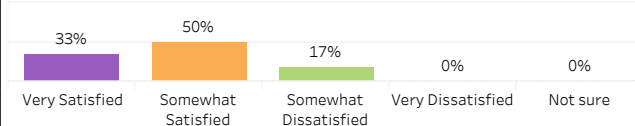
Average Annual Salary

Overall (\$)	82,470
Full-time Training Related (\$)	80,565

Salary by Location

	Overall (\$)	Full-time Training Related (\$)
Saskatoon	76,544	76,544
Regina	83,933	83,200
Prince Albert	85,987	
Manitoba	81,952	81,952

Overall Satisfaction with Program



Satisfaction with Sask Polytech

Satisfied with the decision to attend Sask Polytech	Recommend program to others	Recommend Sask Polytech to others
83%	67%	100%

Satisfaction with Campus Facilities & Services

■ Satisfied
 ■ Dissatisfied
 ■ Not sure

Campus facilities



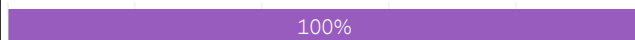
Campus activities



Instruction delivered



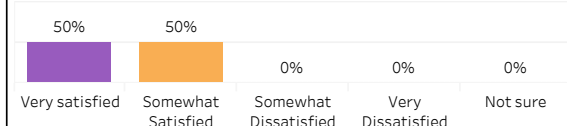
Student support services



Educational experience




Relevance of Program to Field of Employment

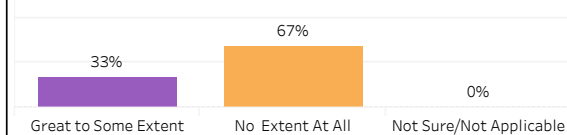


Program Benefits

Skills and knowledge relevant in the workplace



Improved earning potential



Improved employment opportunities



Location of Current Residence

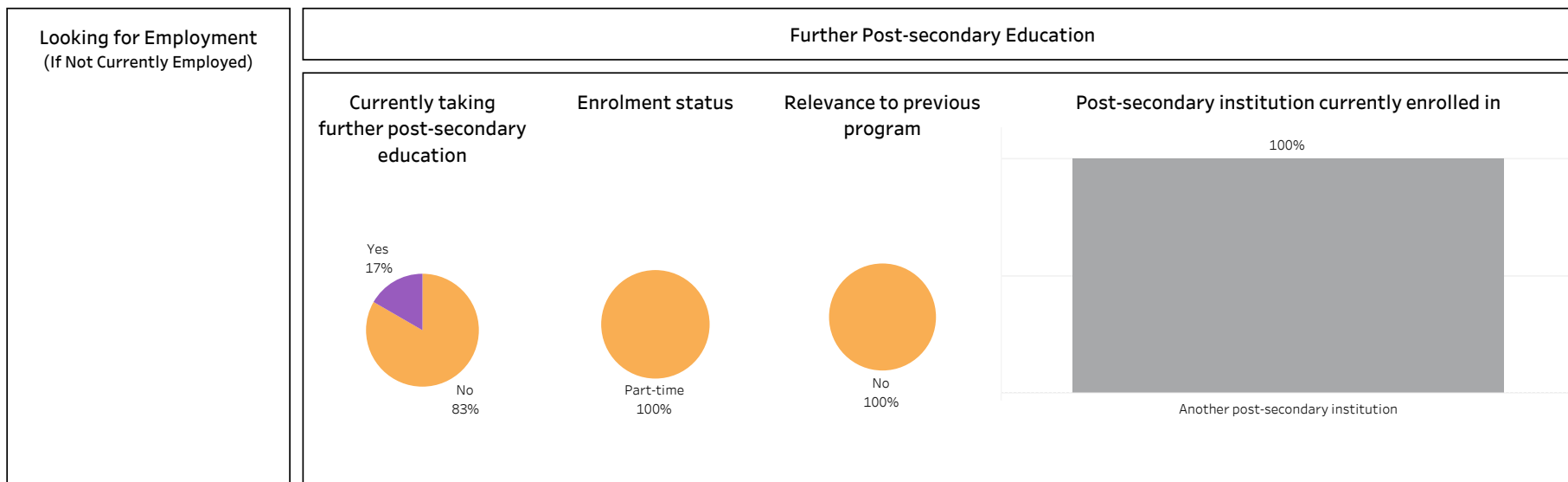
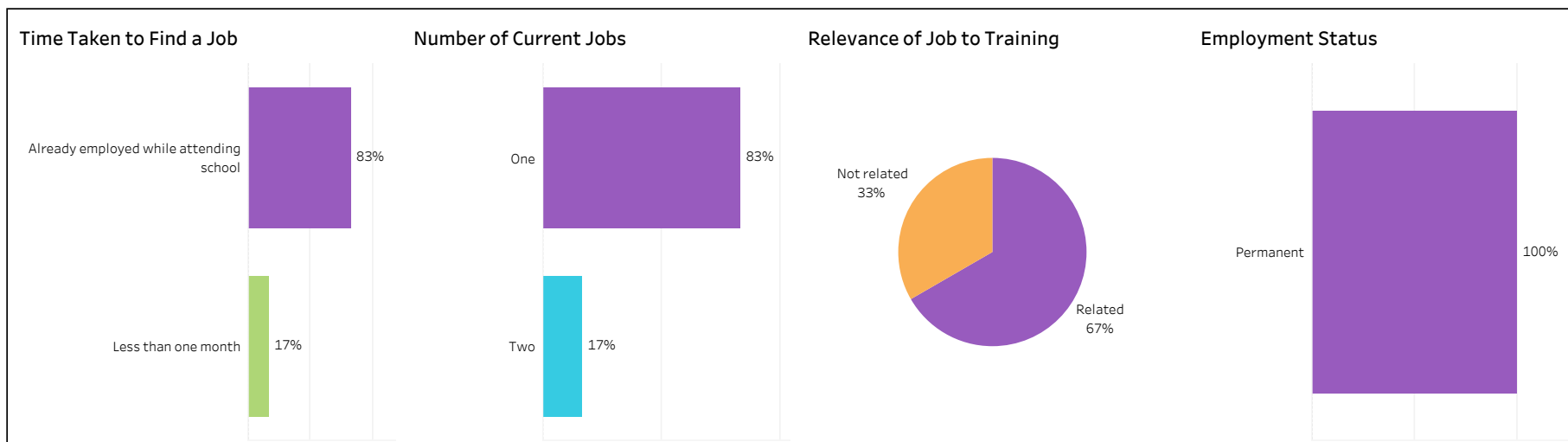
Saskatoon	Regina	Prince Albert	Outside Sask
17%	33%	33%	17%



2017-18 Graduate Follow-up Survey

Campus: **Regina**; School: **Nursing**; Program: **Perioperative Nursing/RN**; Credential: **ACERT**; Program Type: **Con Ed - Sask Polytech Delivered**

Number of Respondents:
6





2017-18 Graduate Follow-up Survey

Campus: **Prince Albert**; School: **Nursing**; Program: **Practical Nursing**; Credential: **DIP**;
Program Type: **Base**

Number of Respondents:
13

Class of Graduates
2017-18

School
Nursing

Campus
Prince Albert

Program
Practical Nursing

Credential
DIP

Base/Con Ed/Brokered
Base

Overall Employment

Available Workforce	# of Grads Employed	Employment Rate	# of Full-time Employed	Full-time Employment Rate
13	13	100%	9	69%

Training Related Employment

Available Workforce	# of Grads Employed	Employment Rate	# of Full-time Employed Grads	Full-time Employment Rate
13	12	92%	8	62%

Location of Employment

Saskatoon	Regina	Moose Jaw	Prince Albert	Elsewhere in Sask	Outside Sask
15%	0%	0%	62%	15%	8%

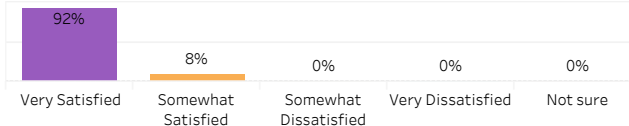
Average Annual Salary

Overall (\$)	62,985
Full-time Training Related (\$)	72,950

Salary by Location

	Overall (\$)	Full-time Training Related (\$)
Saskatoon	58,448	58,448
Prince Albert	49,975	60,148
Elsewhere in SK	113,058	113,058
Manitoba		

Overall Satisfaction with Program



Satisfaction with Sask Polytech

Satisfied with the decision to attend Sask Polytech	Recommend program to others	Recommend Sask Polytech to others
100%	92%	100%

Satisfaction with Campus Facilities & Services

■ Satisfied
 ■ Dissatisfied
 ■ Not sure

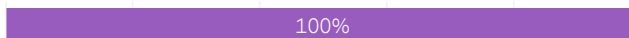
Campus facilities



Campus activities



Instruction delivered



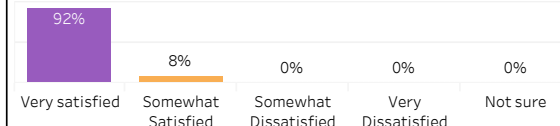
Student support services



Educational experience




Relevance of Program to Field of Employment




Program Benefits

Skills and knowledge relevant in the workplace



Improved earning potential



Improved employment opportunities



Location of Current Residence

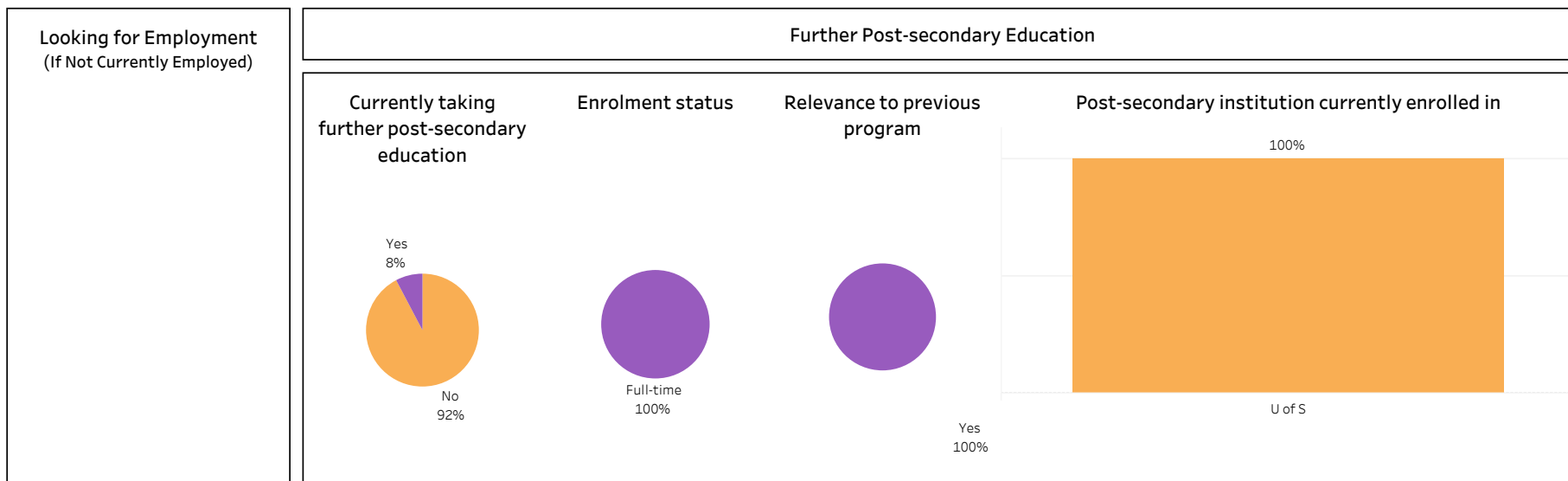
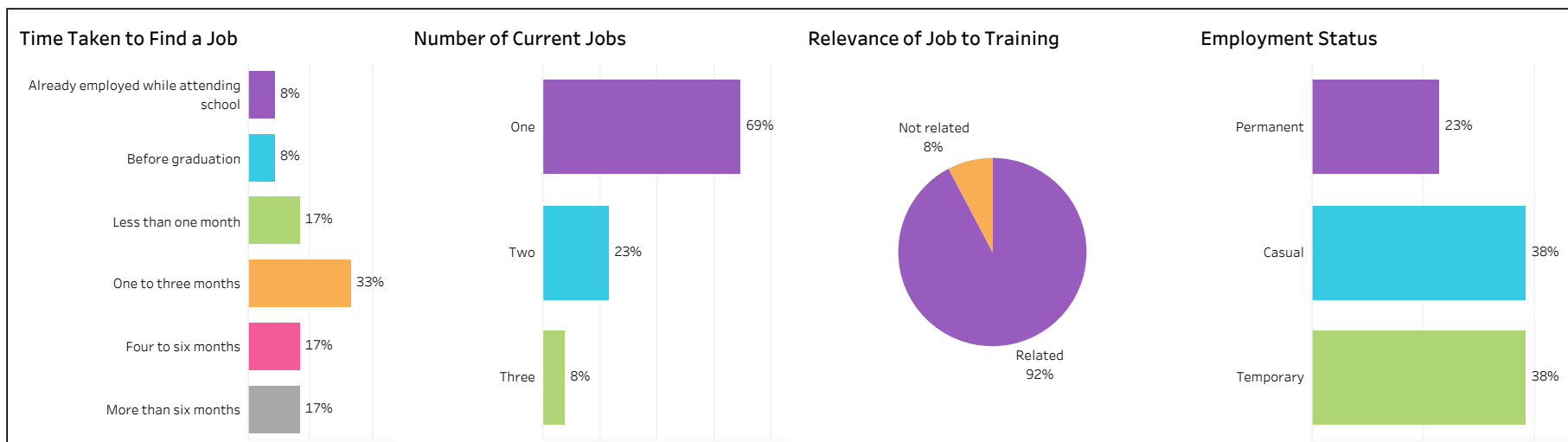
Saskatoon	Prince Albert	Elsewhere in Sask
23%	62%	15%



2017-18 Graduate Follow-up Survey

Campus: **Prince Albert**; School: **Nursing**; Program: **Practical Nursing**; Credential: **DIP**;
Program Type: **Base**

Number of Respondents:
13





2017-18 Graduate Follow-up Survey

Campus: **Regina**; School: **Nursing**; Program: **Practical Nursing**; Credential: **DIP**;
Program Type: **Base**

Number of Respondents:
27

Class of Graduates
2017-18

School
Nursing

Campus
Regina

Program
Practical Nursing

Credential
DIP

Base/Con Ed/Brokered
Base

Overall Employment

Available Workforce	# of Grads Employed	Employment Rate	# of Full-time Employed	Full-time Employment Rate
27	27	100%	25	93%

Training Related Employment

Available Workforce	# of Grads Employed	Employment Rate	# of Full-time Employed Grads	Full-time Employment Rate
27	27	100%	25	93%

Location of Employment

Saskatoon	Regina	Moose Jaw	Prince Albert	Elsewhere in Sask	Outside Sask
0%	77%	0%	0%	23%	0%

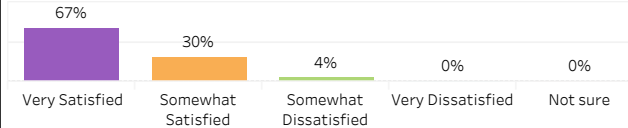
Average Annual Salary

Overall (\$)	60,639
Full-time Training Related (\$)	63,563

Salary by Location

	Overall (\$)	Full-time Training Related (\$)
Regina	59,207	62,971
Elsewhere in SK	65,222	65,222

Overall Satisfaction with Program



Satisfaction with Sask Polytech

Satisfied with the decision to attend Sask Polytech	Recommend program to others	Recommend Sask Polytech to others
96%	89%	96%

Satisfaction with Campus Facilities & Services

■ Satisfied
 ■ Dissatisfied
 ■ Not sure

Campus facilities



Campus activities



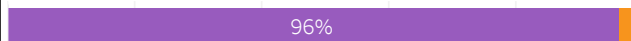
Instruction delivered



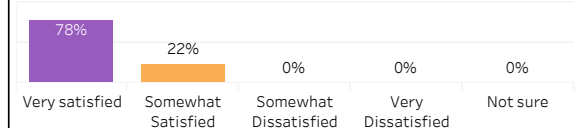
Student support services



Educational experience




Relevance of Program to Field of Employment

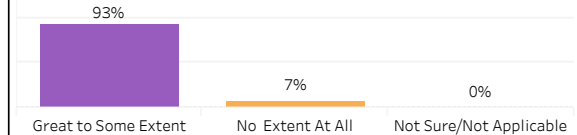


Program Benefits

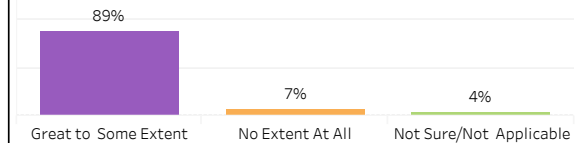
Skills and knowledge relevant in the workplace



Improved earning potential



Improved employment opportunities



Location of Current Residence

Regina	Elsewhere in Sask
74%	26%

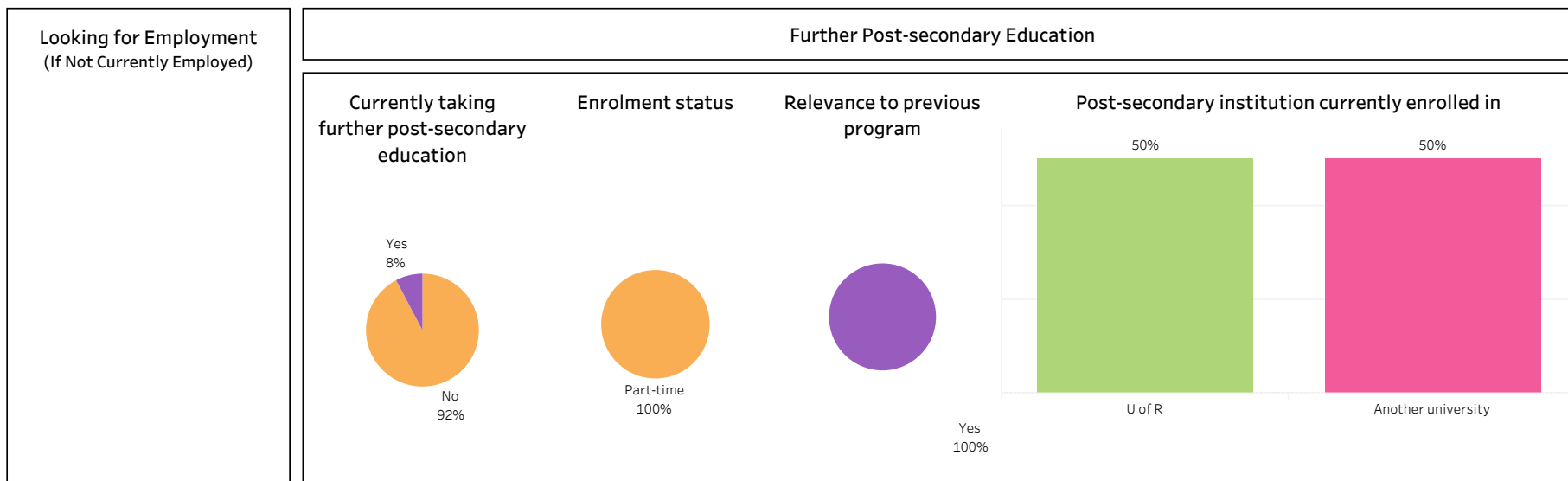
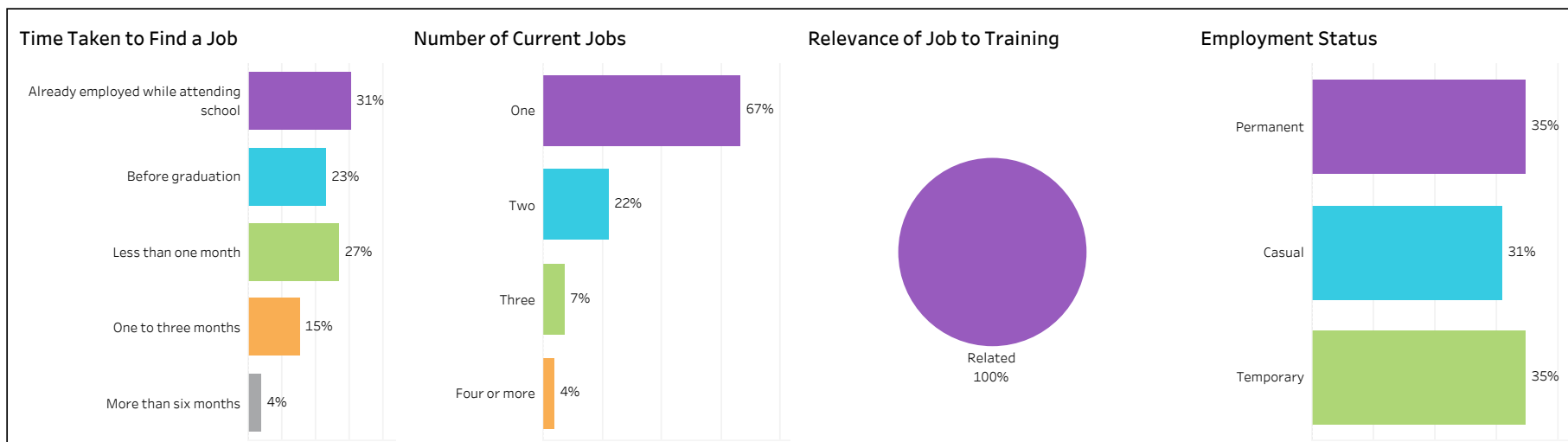


2017-18 Graduate Follow-up Survey

Campus: **Regina**; School: **Nursing**; Program: **Practical Nursing**; Credential: **DIP**;

Program Type: **Base**

Number of Respondents:
27





2017-18 Graduate Follow-up Survey

Campus: **Saskatoon**; School: **Nursing**; Program: **Practical Nursing**; Credential: **DIP**;
Program Type: **Base**

Number of Respondents:
18

Class of Graduates
2017-18

School
Nursing

Campus
Saskatoon

Program
Practical Nursing

Credential
DIP

Base/Con Ed/Brokered
Base

Overall Employment

Available Workforce	# of Grads Employed	Employment Rate	# of Full-time Employed	Full-time Employment Rate
18	18	100%	11	61%

Training Related Employment

Available Workforce	# of Grads Employed	Employment Rate	# of Full-time Employed Grads	Full-time Employment Rate
18	17	94%	10	56%

Location of Employment

Saskatoon	Regina	Moose Jaw	Prince Albert	Elsewhere in Sask	Outside Sask
72%	0%	0%	0%	22%	6%

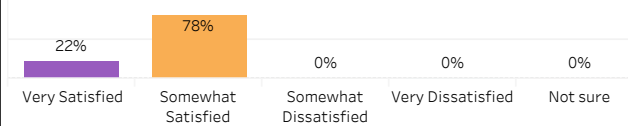
Average Annual Salary

Overall (\$)	59,230
Full-time Training Related (\$)	64,287

Salary by Location

	Overall (\$)	Full-time Training Related (\$)
Saskatoon	59,421	62,570
Elsewhere in SK	65,156	80,575
Outside of Canada	40,300	40,300

Overall Satisfaction with Program



Satisfaction with Sask Polytech

Satisfied with the decision to attend Sask Polytech	Recommend program to others	Recommend Sask Polytech to others
100%	89%	100%

Satisfaction with Campus Facilities & Services

■ Satisfied
 ■ Dissatisfied
 ■ Not sure

Campus facilities



Campus activities



Instruction delivered



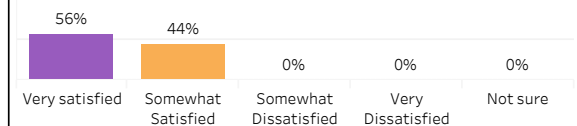
Student support services



Educational experience

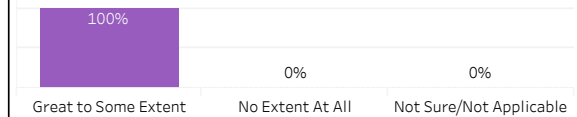


Relevance of Program to Field of Employment

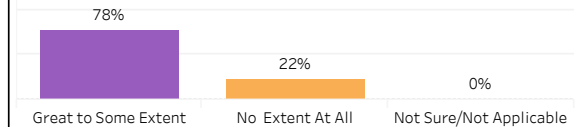


Program Benefits

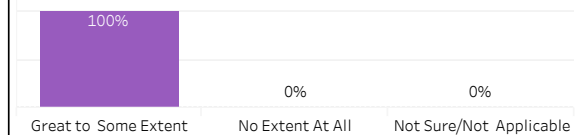
Skills and knowledge relevant in the workplace



Improved earning potential



Improved employment opportunities



Location of Current Residence

Saskatoon	Elsewhere in Sask	Outside Sask
72%	22%	6%

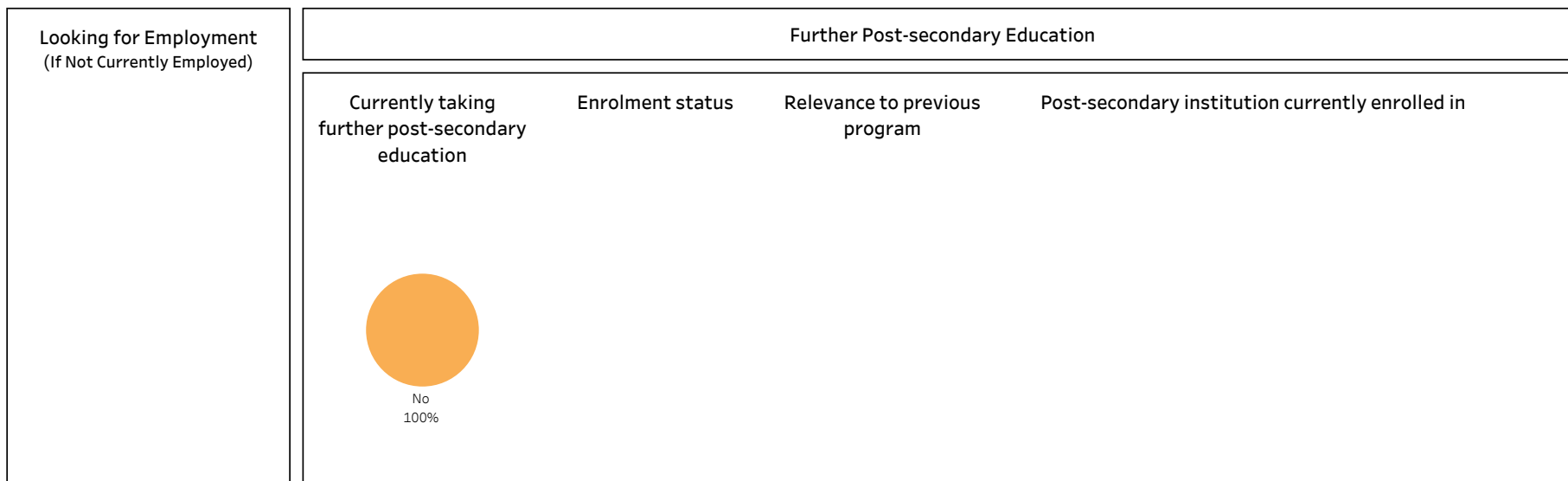
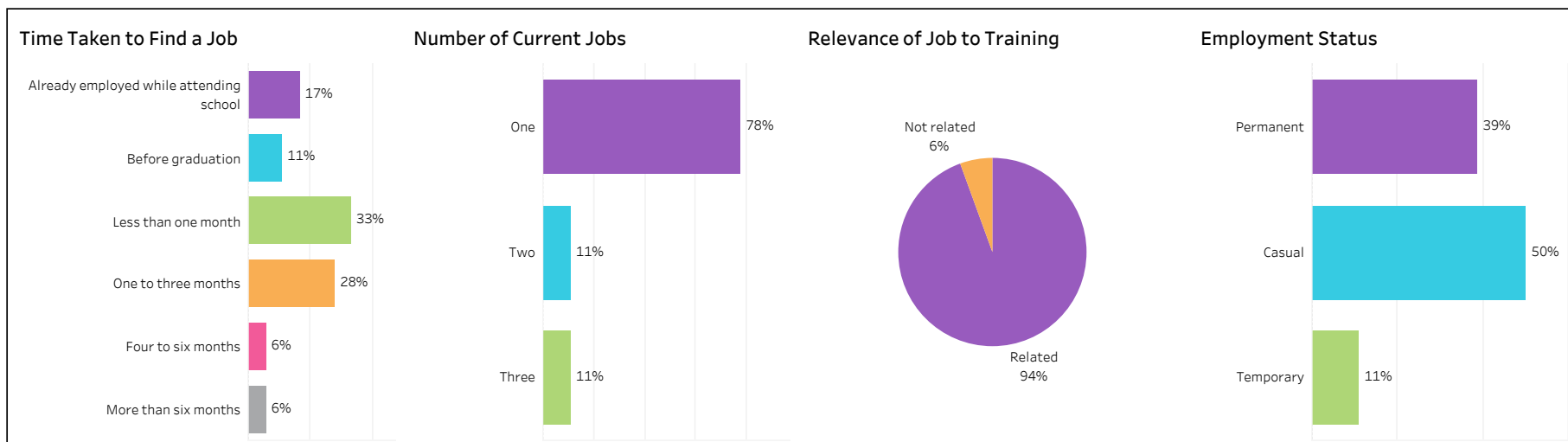


2017-18 Graduate Follow-up Survey

Campus: **Saskatoon**; School: **Nursing**; Program: **Practical Nursing**; Credential: **DIP**;

Program Type: **Base**

Number of Respondents:
18





2017-18 Graduate Follow-up Survey

Campus: **Regina**; School: **Nursing**; Program: **Practical Nursing**; Credential: **DIP**;
Program Type: **Con Ed - Brokered**

Number of Respondents:
21

Class of Graduates
2017-18

School
Nursing

Campus
Regina

Program
Practical Nursing

Credential
DIP

Base/Con Ed/Brokered
Con Ed - Brokered

Overall Employment

Available Workforce	# of Grads Employed	Employment Rate	# of Full-time Employed	Full-time Employment Rate
21	21	100%	19	90%

Training Related Employment

Available Workforce	# of Grads Employed	Employment Rate	# of Full-time Employed Grads	Full-time Employment Rate
21	21	100%	19	90%

Location of Employment

Saskatoon	Regina	Moose Jaw	Prince Albert	Elsewhere in Sask	Outside Sask
0%	24%	0%	0%	76%	0%

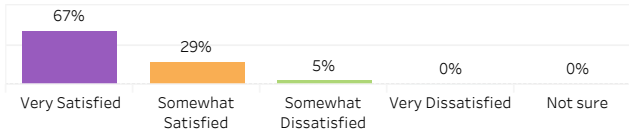
Average Annual Salary

Overall (\$)	66,825
Full-time Training Related (\$)	68,473

Salary by Location

	Overall (\$)	Full-time Training Related (\$)
Regina	60,415	64,992
Elsewhere in SK	69,738	69,738

Overall Satisfaction with Program



Satisfaction with Sask Polytech

Satisfied with the decision to attend Sask Polytech	Recommend program to others	Recommend Sask Polytech to others
100%	100%	100%

Satisfaction with Campus Facilities & Services

■ Satisfied
 ■ Dissatisfied
 ■ Not sure

Campus facilities



Campus activities



Instruction delivered



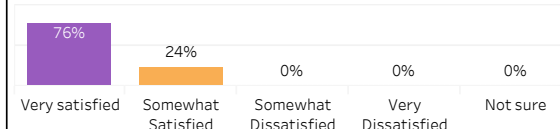
Student support services



Educational experience

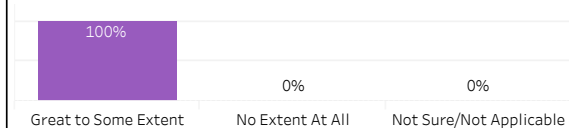


Relevance of Program to Field of Employment




Program Benefits

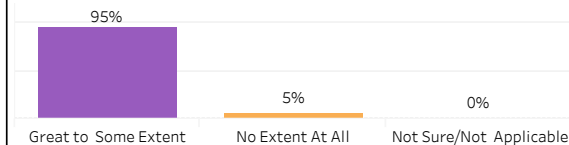
Skills and knowledge relevant in the workplace



Improved earning potential



Improved employment opportunities



Location of Current Residence

Regina	Elsewhere in Sask
10%	90%

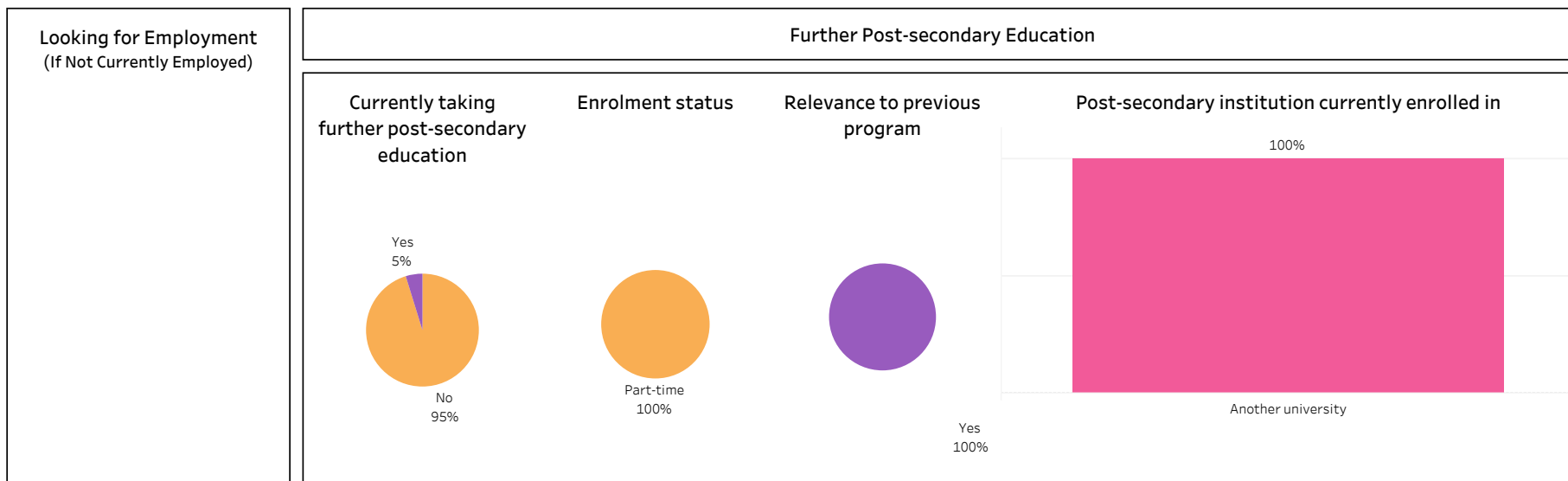
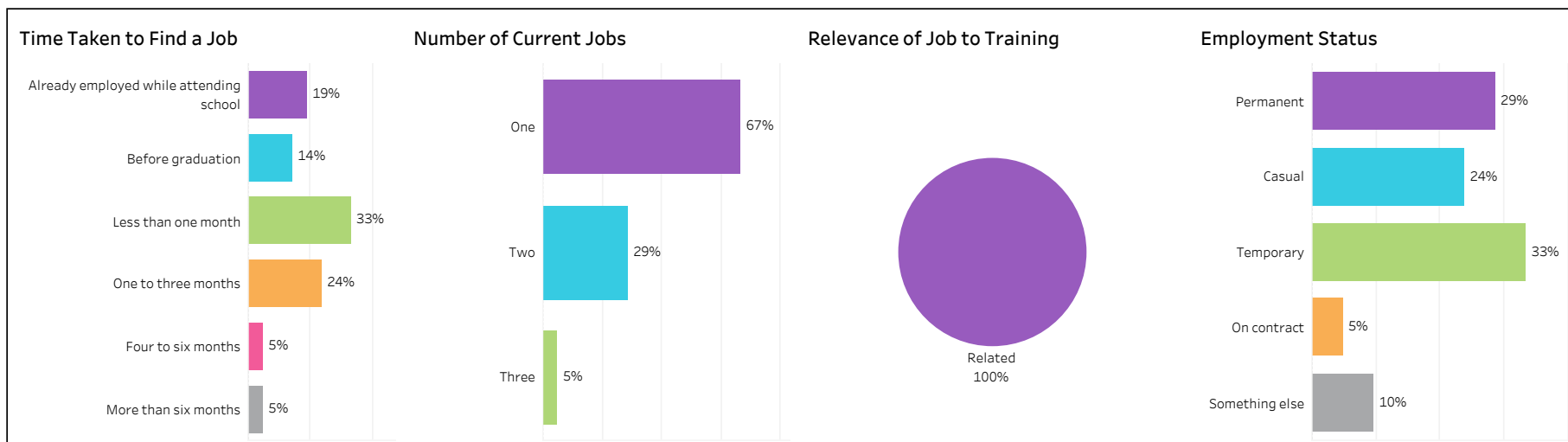


2017-18 Graduate Follow-up Survey

Campus: **Regina**; School: **Nursing**; Program: **Practical Nursing**; Credential: **DIP**;

Program Type: **Con Ed - Brokered**

Number of Respondents:
21





2017-18 Graduate Follow-up Survey

Campus: **Regina**; School: **Nursing**; Program: **Psychiatric Nursing**; Credential: **BACH**;
Program Type: **Base**

Number of Respondents: 5

Class of Graduates
2017-18

School
Nursing

Campus
Regina

Program
Psychiatric Nursing

Credential
BACH

Base/Con Ed/Brokered
Base

Overall Employment

Available Workforce	# of Grads Employed	Employment Rate	# of Full-time Employed	Full-time Employment Rate
5	5	100%	5	100%

Training Related Employment

Available Workforce	# of Grads Employed	Employment Rate	# of Full-time Employed Grads	Full-time Employment Rate
5	4	80%	4	80%

Location of Employment

Saskatoon	Regina	Moose Jaw	Prince Albert	Elsewhere in Sask	Outside Sask
60%	0%	0%	20%	20%	0%

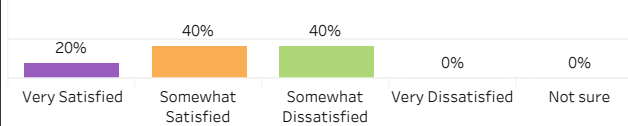
Average Annual Salary

Overall (\$)	83,544
Full-time Training Related (\$)	87,876

Salary by Location

	Overall (\$)	Full-time Training Related (\$)
Saskatoon	74,880	
Prince Albert	99,000	99,000
Elsewhere in SK	76,752	76,752

Overall Satisfaction with Program



Satisfaction with Sask Polytech

Satisfied with the decision to attend Sask Polytech	Recommend program to others	Recommend Sask Polytech to others
80%	60%	60%

Satisfaction with Campus Facilities & Services

■ Satisfied
 ■ Dissatisfied
 ■ Not sure

Campus facilities



Campus activities



Instruction delivered



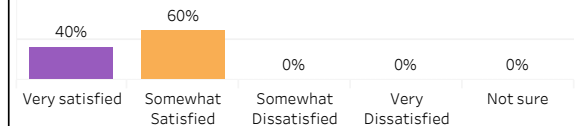
Student support services



Educational experience

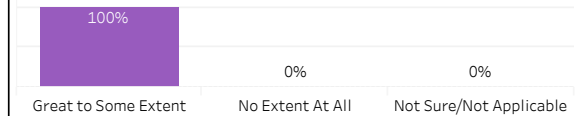


Relevance of Program to Field of Employment

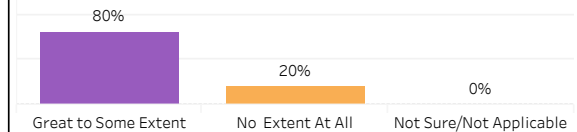


Program Benefits


Skills and knowledge relevant in the workplace



Improved earning potential



Improved employment opportunities



Location of Current Residence

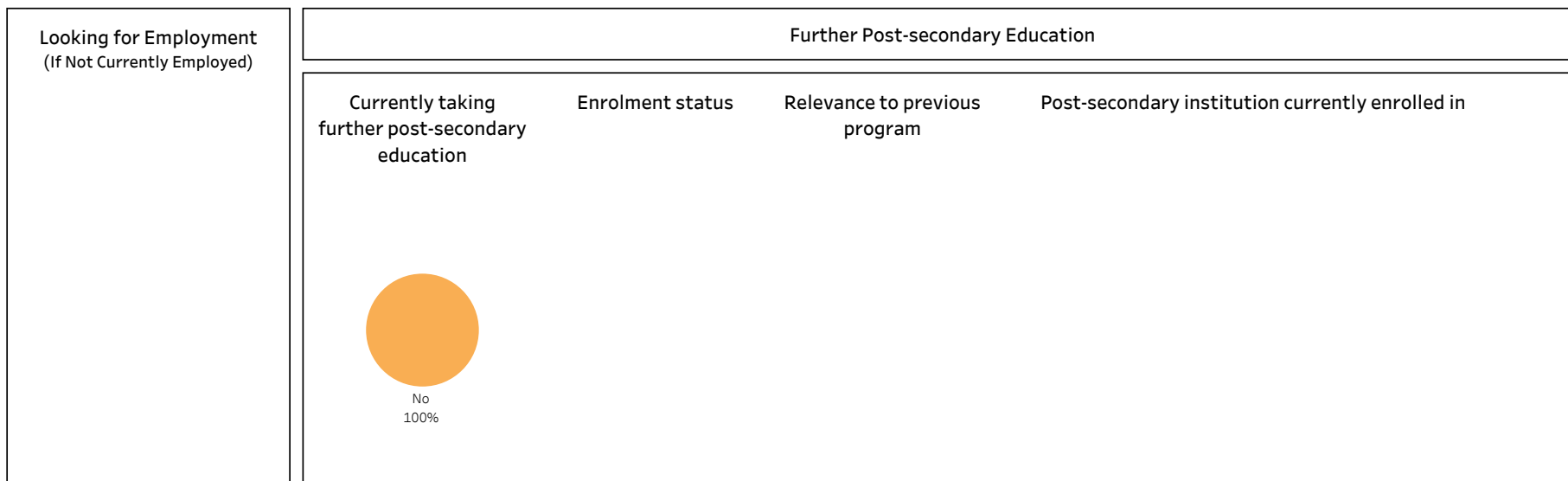
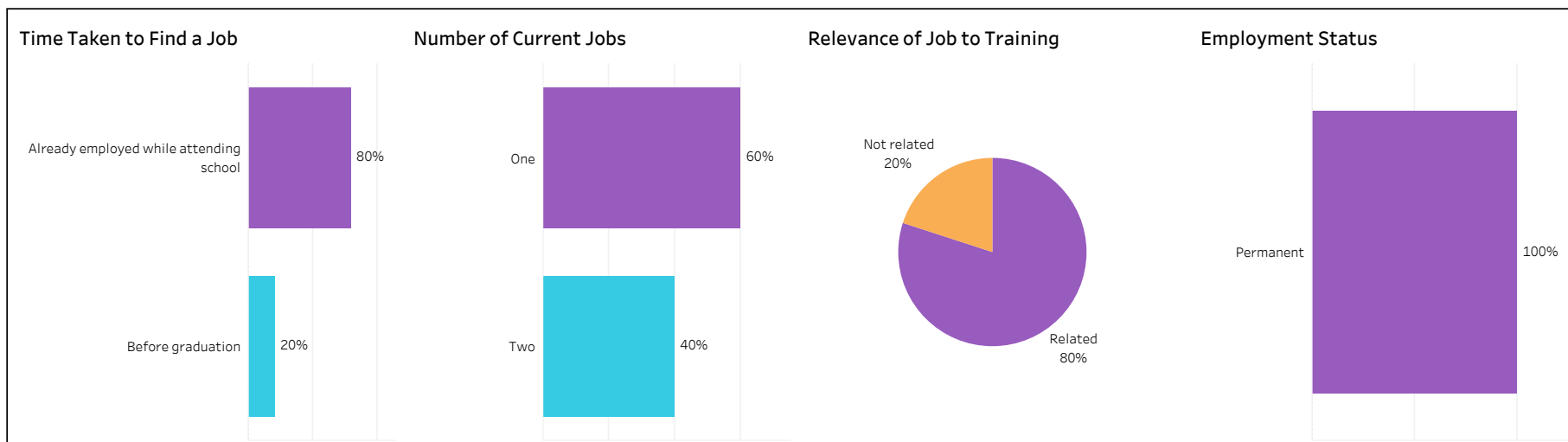
Saskatoon	Regina	Prince Albert	Elsewhere in Sask
20%	20%	20%	40%



2017-18 Graduate Follow-up Survey

Campus: **Regina**; School: **Nursing**; Program: **Psychiatric Nursing**; Credential: **BACH**;
Program Type: **Base**

Number of Respondents:
5





2017-18 Graduate Follow-up Survey

Campus: **Regina**; School: **Nursing**; Program: **Psychiatric Nursing**; Credential: **DIP**;
Program Type: **Base**

Number of Respondents:
20

Class of Graduates
2017-18

School
Nursing

Campus
Regina

Program
Psychiatric Nursing

Credential
DIP

Base/Con Ed/Brokered
Base

Overall Employment

Available Workforce	# of Grads Employed	Employment Rate	# of Full-time Employed	Full-time Employment Rate
20	20	100%	15	75%

Training Related Employment

Available Workforce	# of Grads Employed	Employment Rate	# of Full-time Employed Grads	Full-time Employment Rate
20	20	100%	15	75%

Location of Employment

Saskatoon	Regina	Moose Jaw	Prince Albert	Elsewhere in Sask	Outside Sask
15%	40%	10%	5%	30%	0%

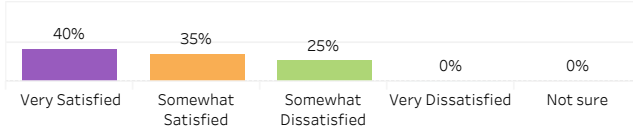
Average Annual Salary

Overall (\$)	65,232
Full-time Training Related (\$)	70,932

Salary by Location

	Overall (\$)	Full-time Training Related (\$)
Saskatoon	62,800	62,800
Regina	61,681	79,027
Moose Jaw	67,288	67,288
Prince Albert		
Elsewhere in SK	70,748	70,748

Overall Satisfaction with Program



Satisfaction with Sask Polytech

Satisfied with the decision to attend Sask Polytech	Recommend program to others	Recommend Sask Polytech to others
95%	83%	100%

Satisfaction with Campus Facilities & Services

■ Satisfied
 ■ Dissatisfied
 ■ Not sure

Campus facilities



Campus activities



Instruction delivered



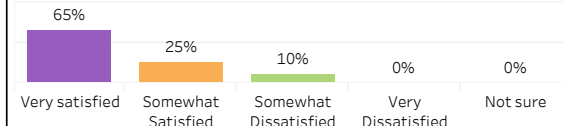
Student support services



Educational experience




Relevance of Program to Field of Employment

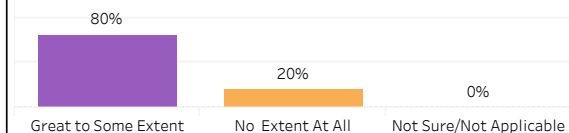


Program Benefits

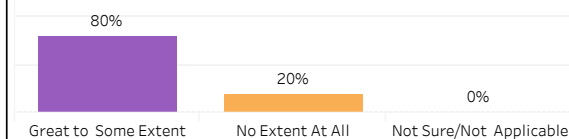
Skills and knowledge relevant in the workplace



Improved earning potential



Improved employment opportunities



Location of Current Residence

Saskatoon	Regina	Moose Jaw	Prince Albert	Elsewhere in Sask
25%	45%	10%	5%	15%

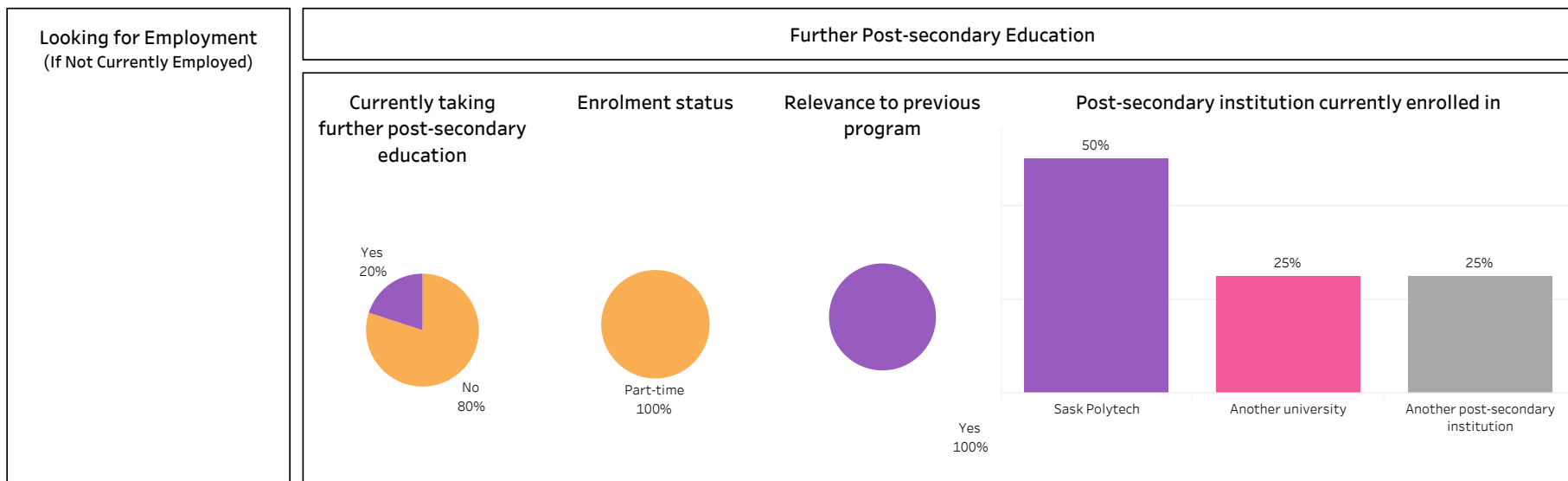
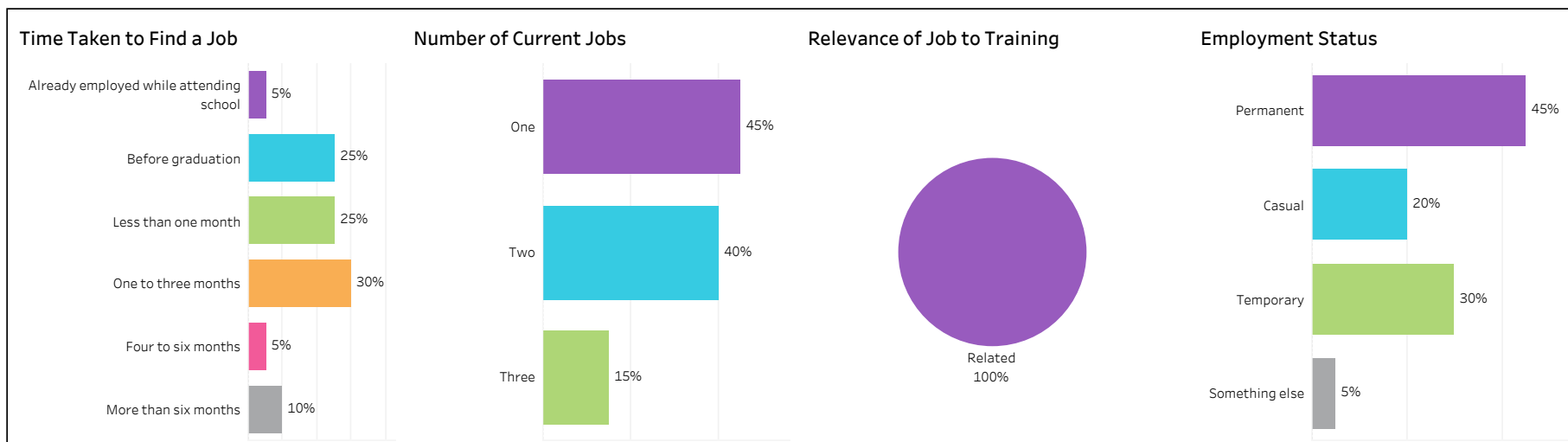


2017-18 Graduate Follow-up Survey

Campus: **Regina**; School: **Nursing**; Program: **Psychiatric Nursing**; Credential: **DIP**;

Program Type: **Base**

Number of Respondents:
20



School of Transportation



2017-18 Graduate Follow-up Survey

Campus: **All**; School: **Transportation**; Program: **All**; Credential: **All**; Program Type: **All**

Number of Respondents:
131

Class of Graduates
2017-18

School
Transportation

Campus
All

Program
All

Credential
All

Base/Con Ed/Brokered
All

Overall Employment

Available Workforce	# of Grads Employed	Employment Rate	# of Full-time Employed	Full-time Employment Rate
127	120	94%	109	86%

Training Related Employment

Available Workforce	# of Grads Employed	Employment Rate	# of Full-time Employed Grads	Full-time Employment Rate
127	102	80%	95	75%

Location of Employment

Saskatoon	Regina	Moose Jaw	Prince Albert	Elsewhere in Sask	Outside Sask
31%	13%	7%	2%	36%	12%

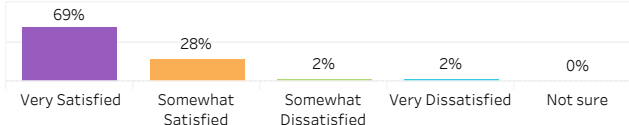
Average Annual Salary

Overall (\$)	47,767
Full-time Training Related (\$)	46,640

Salary by Location

	Overall (\$)	Full-time Training Related (\$)
Saskatoon	43,726	44,503
Regina	40,466	38,623
Moose Jaw	47,866	35,322
Prince Albert	38,480	38,480
Elsewhere in SK	49,222	49,860
Alberta	72,334	73,156
Manitoba	36,220	36,220
Ontario	51,350	45,000
Elsewhere in Canada		

Overall Satisfaction with Program



Satisfaction with Sask Polytech

Satisfied with the decision to attend Sask Polytech	Recommend program to others	Recommend Sask Polytech to others
98%	95%	99%

Satisfaction with Campus Facilities & Services

■ Satisfied
 ■ Dissatisfied
 ■ Not sure

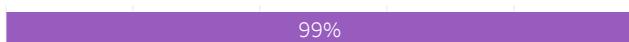
Campus facilities



Campus activities



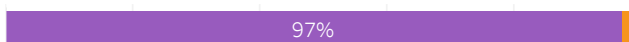
Instruction delivered



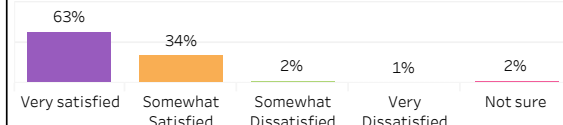
Student support services



Educational experience




Relevance of Program to Field of Employment

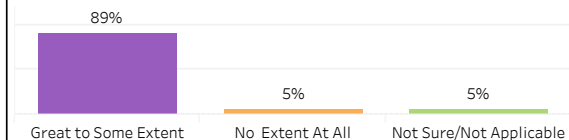


Program Benefits

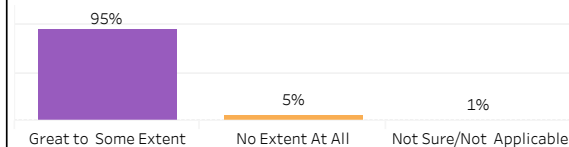
Skills and knowledge relevant in the workplace



Improved earning potential



Improved employment opportunities



Location of Current Residence

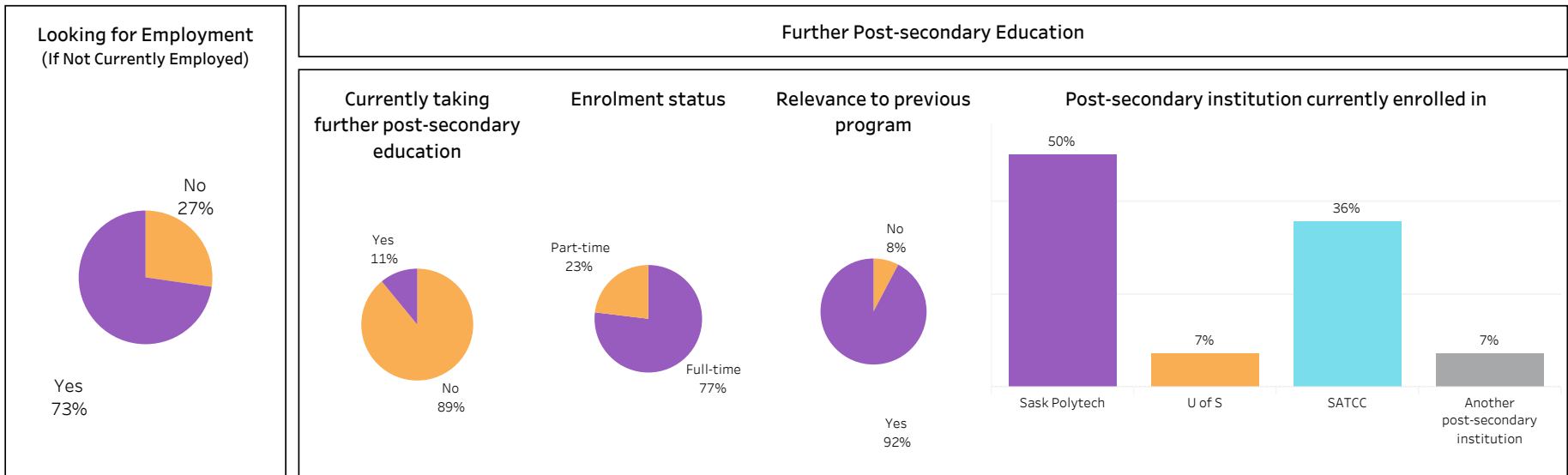
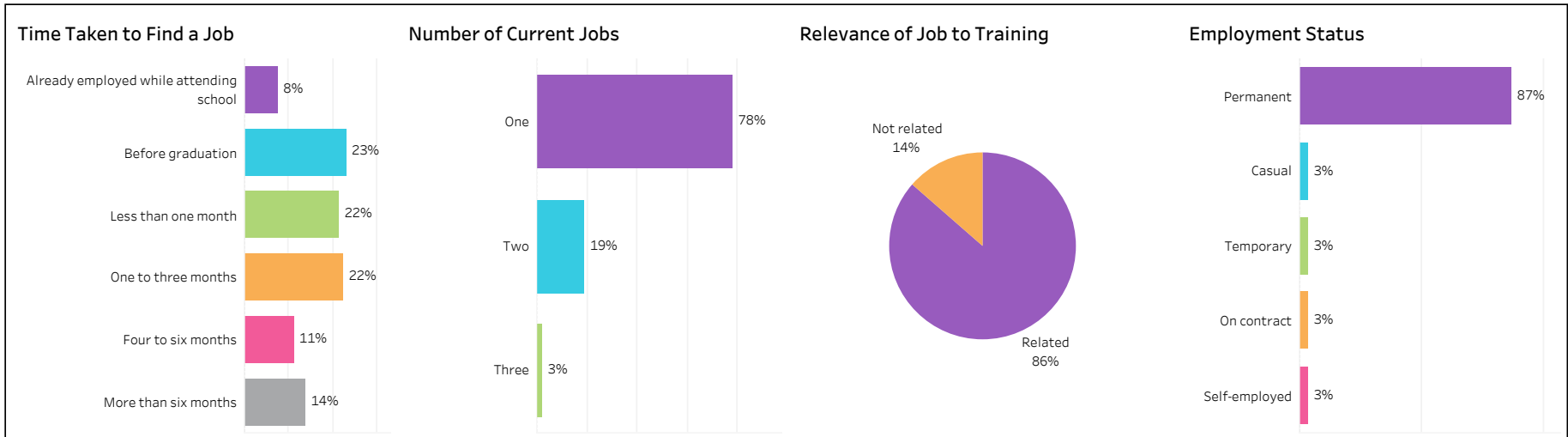
Saskatoon	Regina	Moose Jaw	Prince Albert	Elsewhere in Sask	Outside Sask
40%	9%	8%	3%	31%	9%



2017-18 Graduate Follow-up Survey

Campus: **All**; School: **Transportation**; Program: **All**; Credential: **All**; Program Type: **All**

Number of Respondents:
131





2017-18 Graduate Follow-up Survey

Campus: **All**; School: **Transportation**; Program: **All**; Credential: **All**; Program Type: **Base**

Number of Respondents:
101

Class of Graduates
2017-18

School
Transportation

Campus
All

Program
All

Credential
All

Base/Con Ed/Brokered
Base

Overall Employment

Available Workforce	# of Grads Employed	Employment Rate	# of Full-time Employed	Full-time Employment Rate
98	94	96%	85	87%

Training Related Employment

Available Workforce	# of Grads Employed	Employment Rate	# of Full-time Employed Grads	Full-time Employment Rate
98	79	81%	74	76%

Location of Employment

Saskatoon	Regina	Moose Jaw	Prince Albert	Elsewhere in Sask	Outside Sask
36%	14%	7%	1%	29%	13%

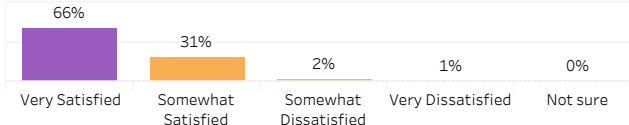
Average Annual Salary

Overall (\$)	46,758
Full-time Training Related (\$)	45,639

Salary by Location

	Overall (\$)	Full-time Training Related (\$)
Saskatoon	44,069	44,888
Regina	40,340	38,198
Moose Jaw	39,155	31,986
Prince Albert	35,360	35,360
Elsewhere in SK	48,022	48,865
Alberta	79,188	71,945
Manitoba	36,220	36,220
Ontario	51,350	45,000
Elsewhere in Canada		

Overall Satisfaction with Program



Satisfaction with Sask Polytech

Satisfied with the decision to attend Sask Polytech	Recommend program to others	Recommend Sask Polytech to others
97%	95%	99%

Satisfaction with Campus Facilities & Services

■ Satisfied
 ■ Dissatisfied
 ■ Not sure

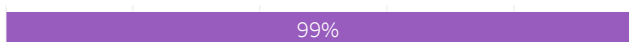
Campus facilities



Campus activities



Instruction delivered



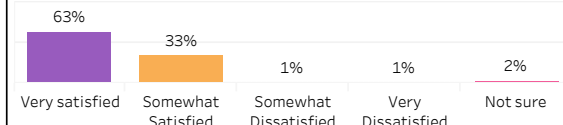
Student support services



Educational experience

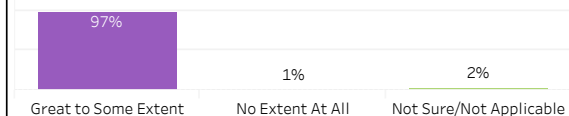


Relevance of Program to Field of Employment

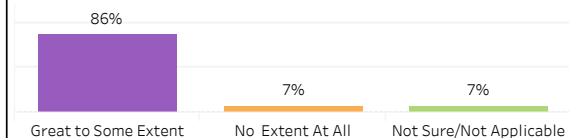


Program Benefits

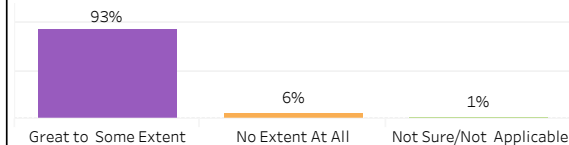
Skills and knowledge relevant in the workplace



Improved earning potential



Improved employment opportunities



Location of Current Residence

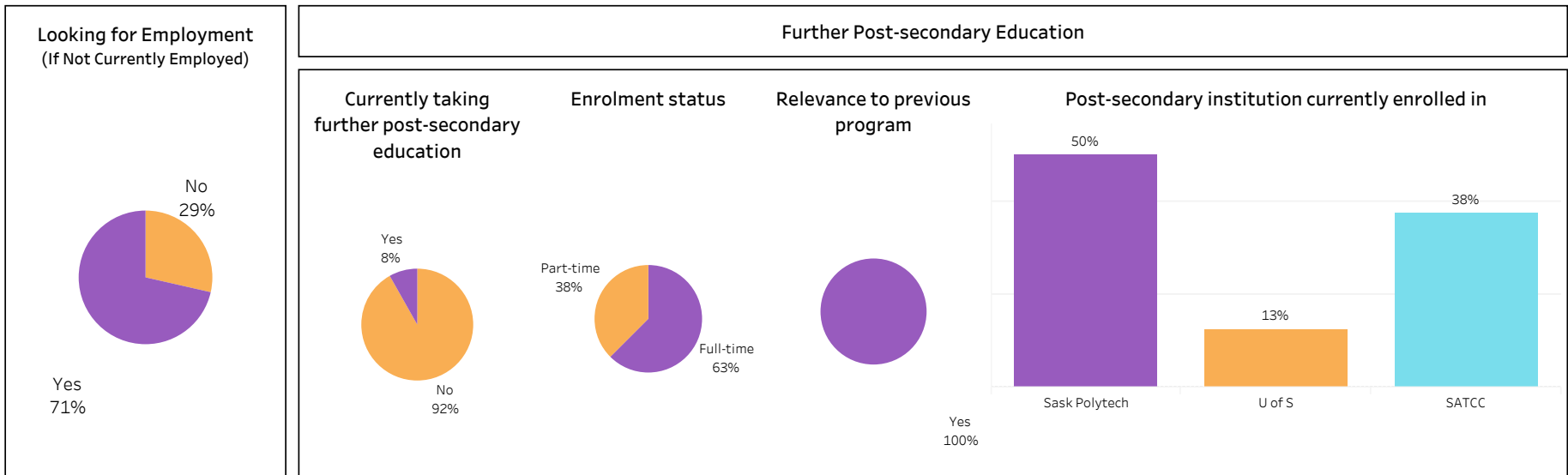
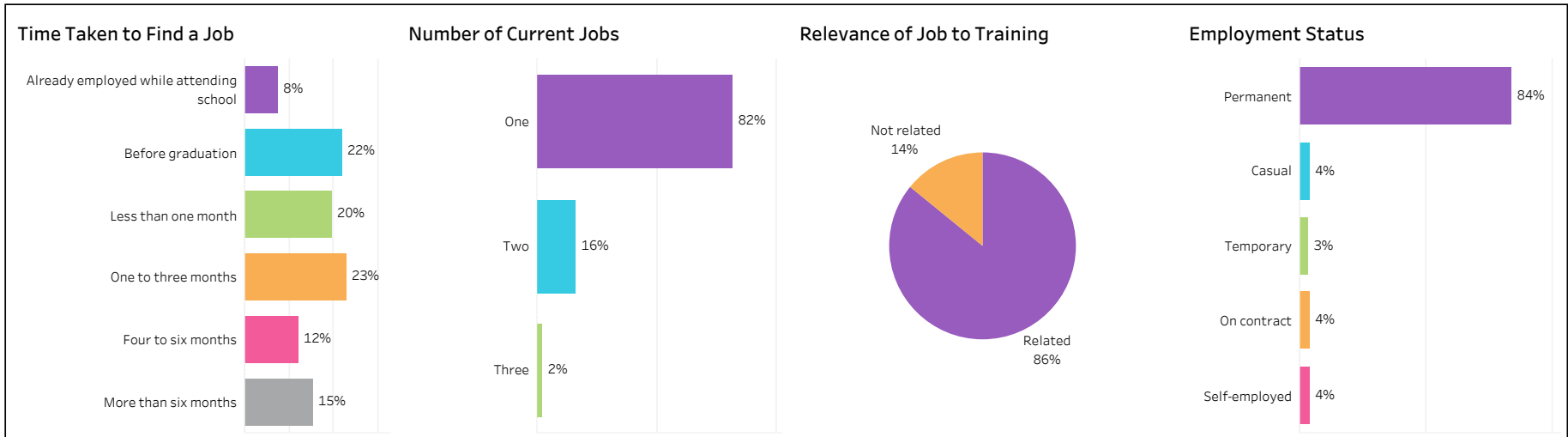
Saskatoon	Regina	Moose Jaw	Prince Albert	Elsewhere in Sask	Outside Sask
48%	10%	8%	1%	24%	10%



2017-18 Graduate Follow-up Survey

Campus: **All**; School: **Transportation**; Program: **All**; Credential: **All**; Program Type: **Base**

Number of Respondents:
101





2017-18 Graduate Follow-up Survey

Campus: **All**; School: **Transportation**; Program: **All**; Credential: **All**; Program Type:
Con Ed - Sask Polytech Delivered

Number of Respondents:
10

Class of Graduates
2017-18

School
Transportation

Campus
All

Program
All

Credential
All

Base/Con Ed/Brokered
Con Ed - Sask Polytech Delivered

Overall Employment

Available Workforce	# of Grads Employed	Employment Rate	# of Full-time Employed	Full-time Employment Rate
9	9	100%	9	100%

Training Related Employment

Available Workforce	# of Grads Employed	Employment Rate	# of Full-time Employed Grads	Full-time Employment Rate
9	8	89%	8	89%

Location of Employment

Saskatoon	Regina	Moose Jaw	Prince Albert	Elsewhere in Sask	Outside Sask
33%	0%	11%	0%	56%	0%

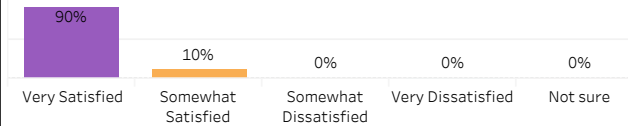
Average Annual Salary

Overall (\$)	47,255
Full-time Training Related (\$)	48,967

Salary by Location

	Overall (\$)	Full-time Training Related (\$)
Saskatoon	39,260	36,400
Moose Jaw	52,000	52,000
Elsewhere in SK	58,500	58,500

Overall Satisfaction with Program



Satisfaction with Sask Polytech

Satisfied with the decision to attend Sask Polytech	Recommend program to others	Recommend Sask Polytech to others
100%	100%	100%

Satisfaction with Campus Facilities & Services

■ Satisfied
 ■ Dissatisfied
 ■ Not sure

Campus facilities



Campus activities



Instruction delivered



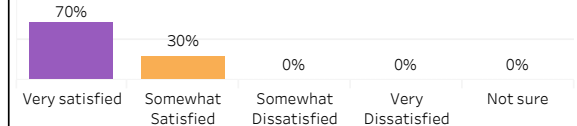
Student support services



Educational experience




Relevance of Program to Field of Employment




Program Benefits


Skills and knowledge relevant in the workplace



Improved earning potential



Improved employment opportunities



Location of Current Residence

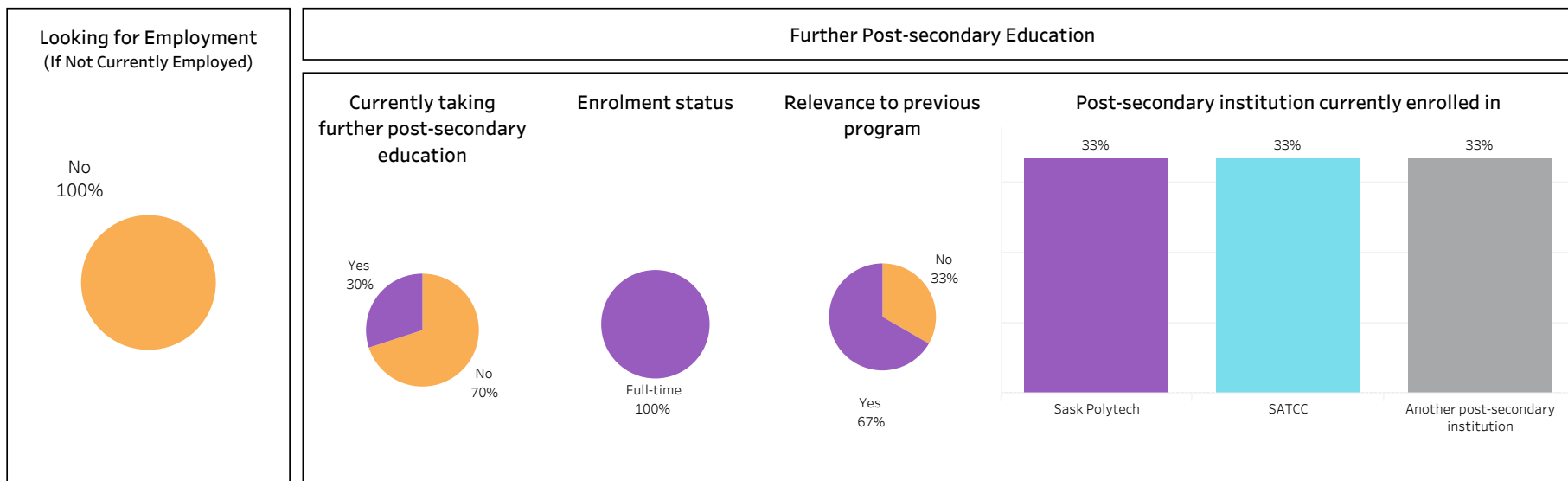
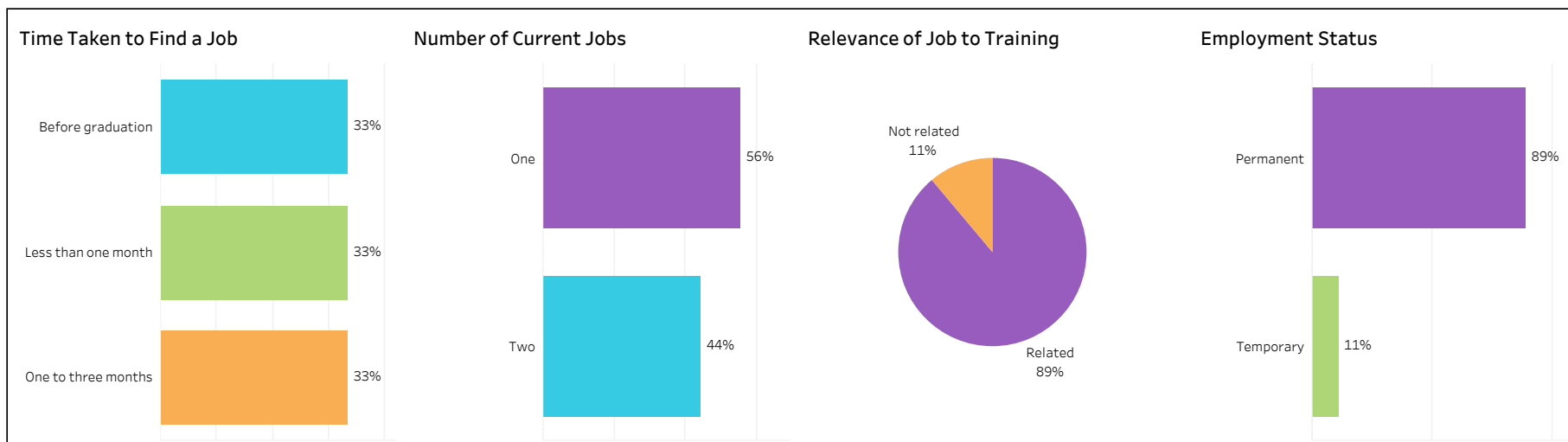
Saskatoon	Moose Jaw	Elsewhere in Sask	Outside Sask
30%	10%	50%	10%



2017-18 Graduate Follow-up Survey

Campus: **All**; School: **Transportation**; Program: **All**; Credential: **All**; Program Type: **Con Ed - Sask Polytech Delivered**

Number of Respondents:
10





2017-18 Graduate Follow-up Survey

Campus: **All**; School: **Transportation**; Program: **All**; Credential: **All**; Program Type:
Con Ed - Brokered

Number of Respondents:
20

Class of Graduates
2017-18

School
Transportation

Campus
All

Program
All

Credential
All

Base/Con Ed/Brokered
Con Ed - Brokered

Overall Employment

Available Workforce	# of Grads Employed	Employment Rate	# of Full-time Employed	Full-time Employment Rate
20	17	85%	15	75%

Training Related Employment

Available Workforce	# of Grads Employed	Employment Rate	# of Full-time Employed Grads	Full-time Employment Rate
20	15	75%	13	65%

Location of Employment

Saskatoon	Regina	Moose Jaw	Prince Albert	Elsewhere in Sask	Outside Sask
0%	13%	6%	6%	63%	13%

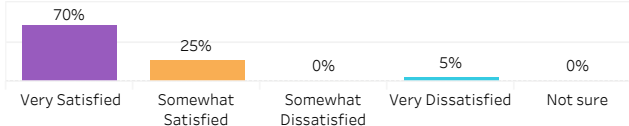
Average Annual Salary

Overall (\$)	54,073
Full-time Training Related (\$)	52,048

Salary by Location

	Overall (\$)	Full-time Training Related (\$)
Regina	41,600	41,600
Moose Jaw	96,000	
Prince Albert	41,600	41,600
Elsewhere in SK	51,326	51,326
Alberta	55,200	78,000

Overall Satisfaction with Program



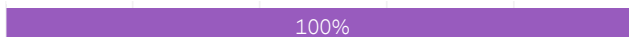
Satisfaction with Sask Polytech

Satisfied with the decision to attend Sask Polytech	Recommend program to others	Recommend Sask Polytech to others
100%	95%	100%


Satisfaction with Campus Facilities & Services

■ Satisfied
 ■ Dissatisfied
 ■ Not sure

Campus facilities



Campus activities



Instruction delivered



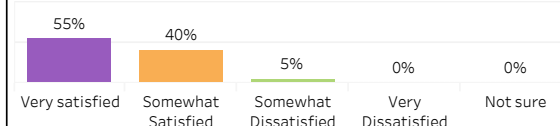
Student support services



Educational experience




Relevance of Program to Field of Employment




Program Benefits


Skills and knowledge relevant in the workplace



Improved earning potential



Improved employment opportunities



Location of Current Residence

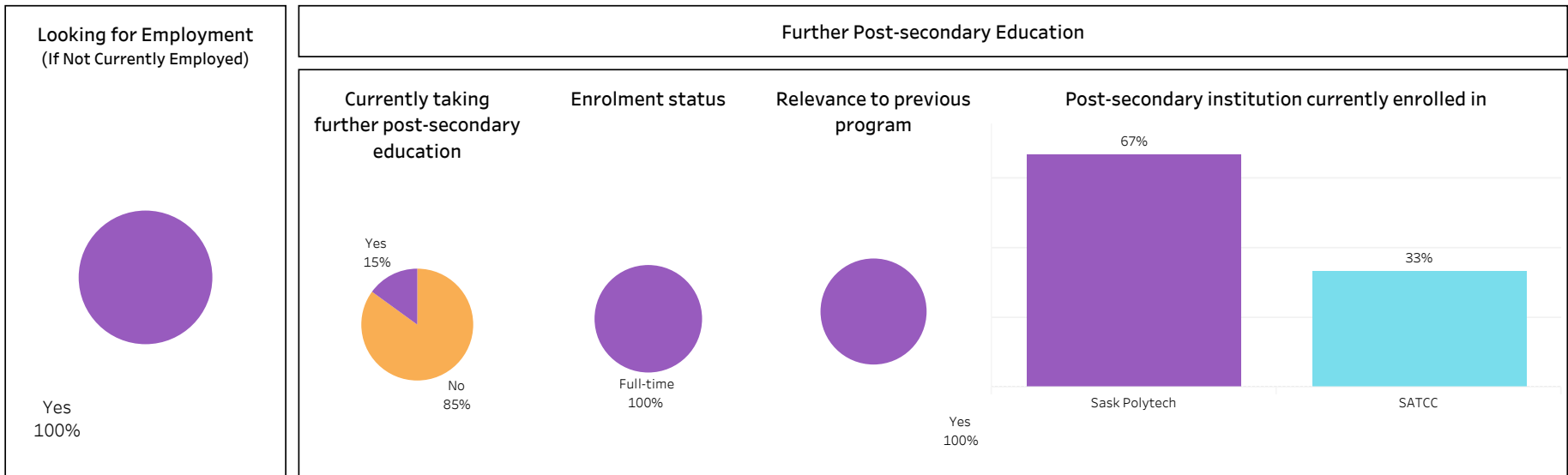
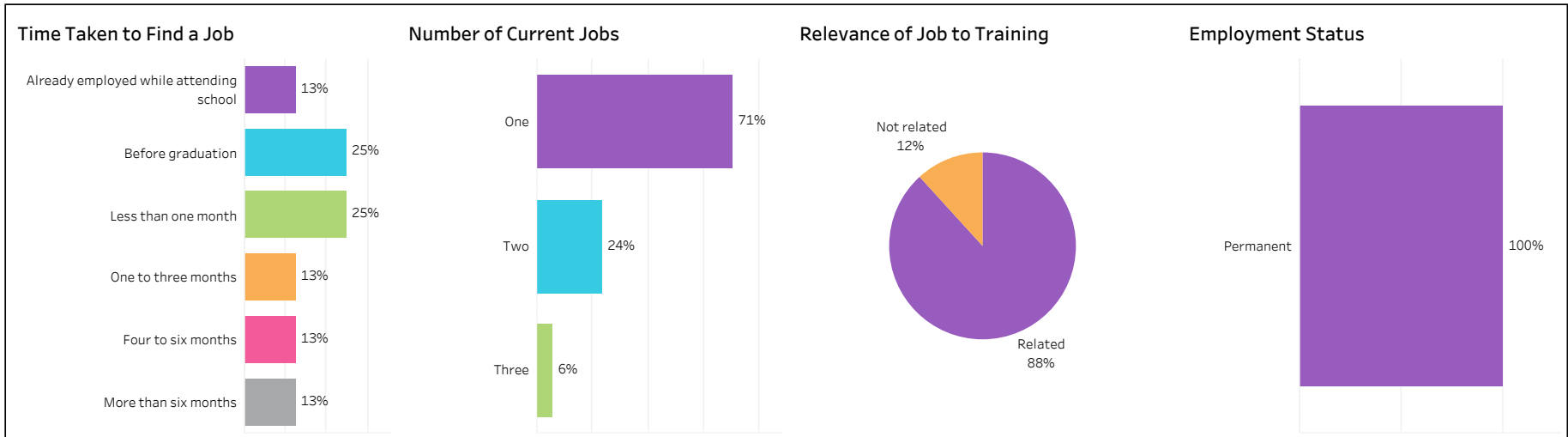
Saskatoon	Regina	Moose Jaw	Prince Albert	Elsewhere in Sask	Outside Sask
5%	10%	5%	15%	60%	5%



2017-18 Graduate Follow-up Survey

Campus: **All**; School: **Transportation**; Program: **All**; Credential: **All**; Program Type: **Con Ed - Brokered**

Number of Respondents:
20





2017-18 Graduate Follow-up Survey

Campus: **Saskatoon**; School: **Transportation**; Program: **Agricultural Equipment Tech**;
Credential: **CERT**; Program Type: **Base**

Number of Respondents:
10

Class of Graduates
2017-18

School
Transportation

Campus
Saskatoon

Program
Agricultural Equipment Tech

Credential
CERT

Base/Con Ed/Brokered
Base

Overall Employment

Available Workforce	# of Grads Employed	Employment Rate	# of Full-time Employed	Full-time Employment Rate
9	9	100%	9	100%

Training Related Employment

Available Workforce	# of Grads Employed	Employment Rate	# of Full-time Employed Grads	Full-time Employment Rate
9	8	89%	8	89%

Location of Employment

Saskatoon	Regina	Moose Jaw	Prince Albert	Elsewhere in Sask	Outside Sask
22%	0%	0%	0%	67%	11%

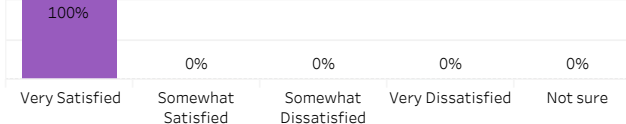
Average Annual Salary

Overall (\$)	56,234
Full-time Training Related (\$)	51,740

Salary by Location

	Overall (\$)	Full-time Training Related (\$)
Saskatoon	83,200	
Elsewhere in SK	54,600	54,600
Manitoba	37,440	37,440

Overall Satisfaction with Program



Satisfaction with Sask Polytech

Satisfied with the decision to attend Sask Polytech	Recommend program to others	Recommend Sask Polytech to others
100%	100%	100%

Satisfaction with Campus Facilities & Services

■ Satisfied
 ■ Dissatisfied
 ■ Not sure

Campus facilities



Campus activities



Instruction delivered



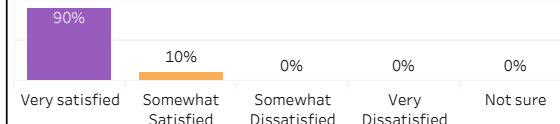
Student support services



Educational experience




Relevance of Program to Field of Employment




Program Benefits


Skills and knowledge relevant in the workplace



Improved earning potential



Improved employment opportunities



Location of Current Residence

Saskatoon	Elsewhere in Sask	Outside Sask
50%	40%	10%

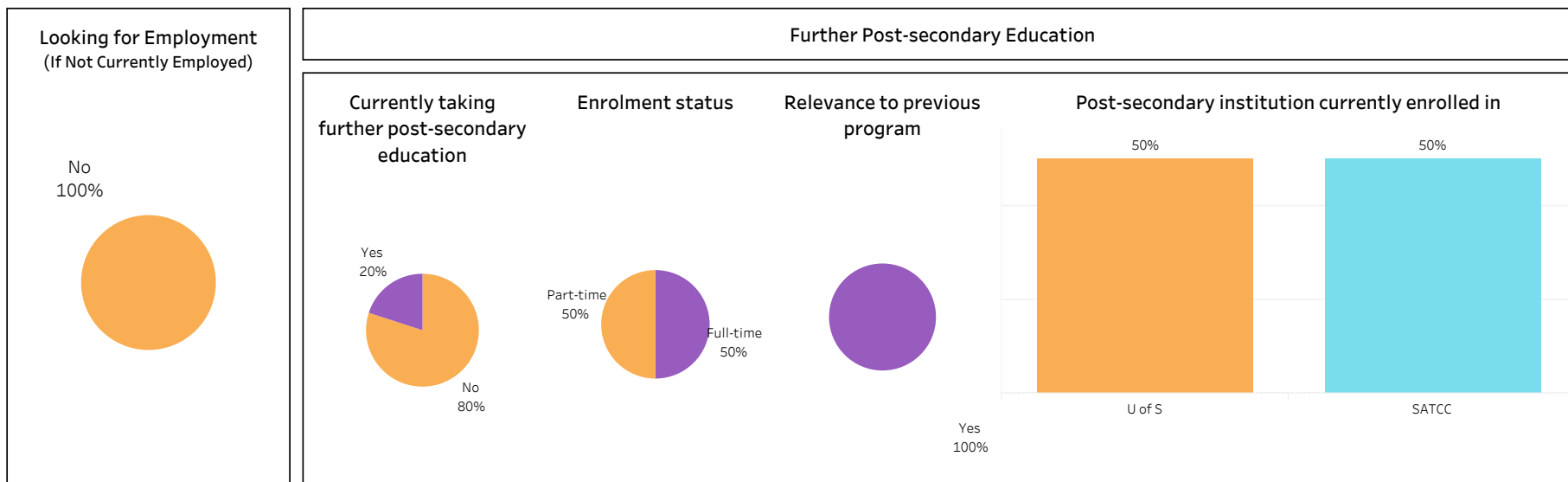
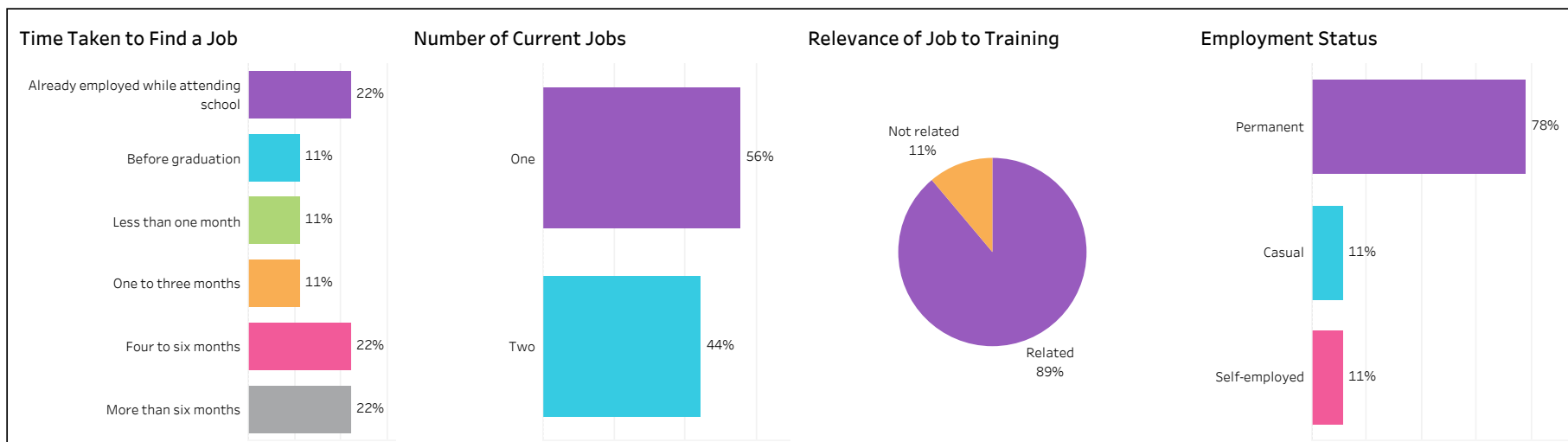


2017-18 Graduate Follow-up Survey

Campus: **Saskatoon**; School: **Transportation**; Program: **Agricultural Equipment Tech**;

Credential: **CERT**; Program Type: **Base**

Number of Respondents:
10





2017-18 Graduate Follow-up Survey

Campus: **Saskatoon**; School: **Transportation**; Program: **Agricultural Equipment Tech**;
 Credential: **CERT**; Program Type: **Con Ed - Sask Polytech Delivered**

Number of Respondents: 6

Class of Graduates
2017-18

School
Transportation

Campus
Saskatoon

Program
Agricultural Equipment Tech

Credential
CERT

Base/Con Ed/Brokered
Con Ed - Sask Polytech Delivered

Overall Employment

Available Workforce	# of Grads Employed	Employment Rate	# of Full-time Employed	Full-time Employment Rate
5	5	100%	5	100%

Training Related Employment

Available Workforce	# of Grads Employed	Employment Rate	# of Full-time Employed Grads	Full-time Employment Rate
5	5	100%	5	100%

Location of Employment

Saskatoon	Regina	Moose Jaw	Prince Albert	Elsewhere in Sask	Outside Sask
0%	0%	20%	0%	80%	0%

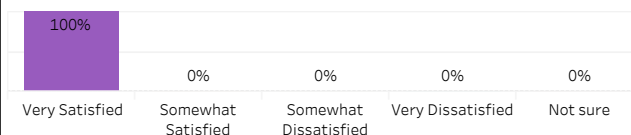
Average Annual Salary

Overall (\$)	55,250
Full-time Training Related (\$)	55,250

Salary by Location

	Overall (\$)	Full-time Training Related (\$)
Moose Jaw	52,000	52,000
Elsewhere in SK	58,500	58,500

Overall Satisfaction with Program



Satisfaction with Sask Polytech

Satisfied with the decision to attend Sask Polytech	Recommend program to others	Recommend Sask Polytech to others
100%	100%	100%

Satisfaction with Campus Facilities & Services

■ Satisfied
 ■ Dissatisfied
 ■ Not sure

Campus facilities



Campus activities



Instruction delivered



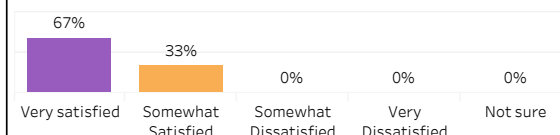
Student support services



Educational experience

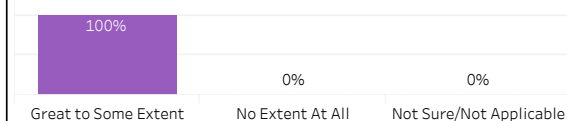


Relevance of Program to Field of Employment




Program Benefits


Skills and knowledge relevant in the workplace



Improved earning potential



Improved employment opportunities



Location of Current Residence

Moose Jaw	Elsewhere in Sask	Outside Sask
17%	67%	17%

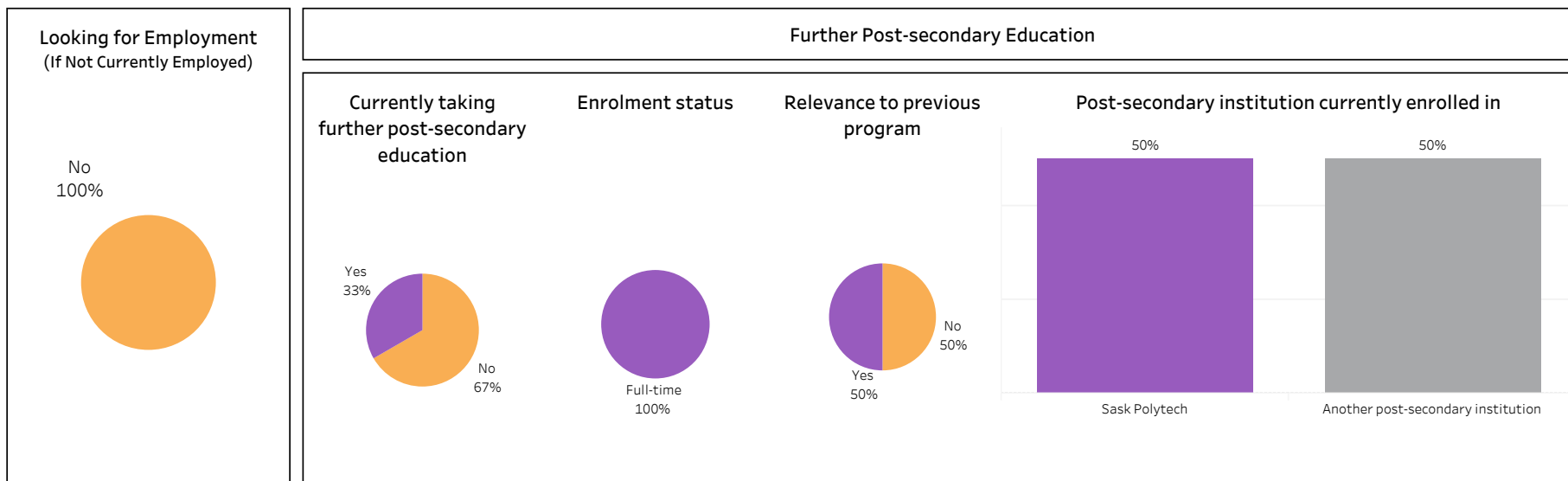
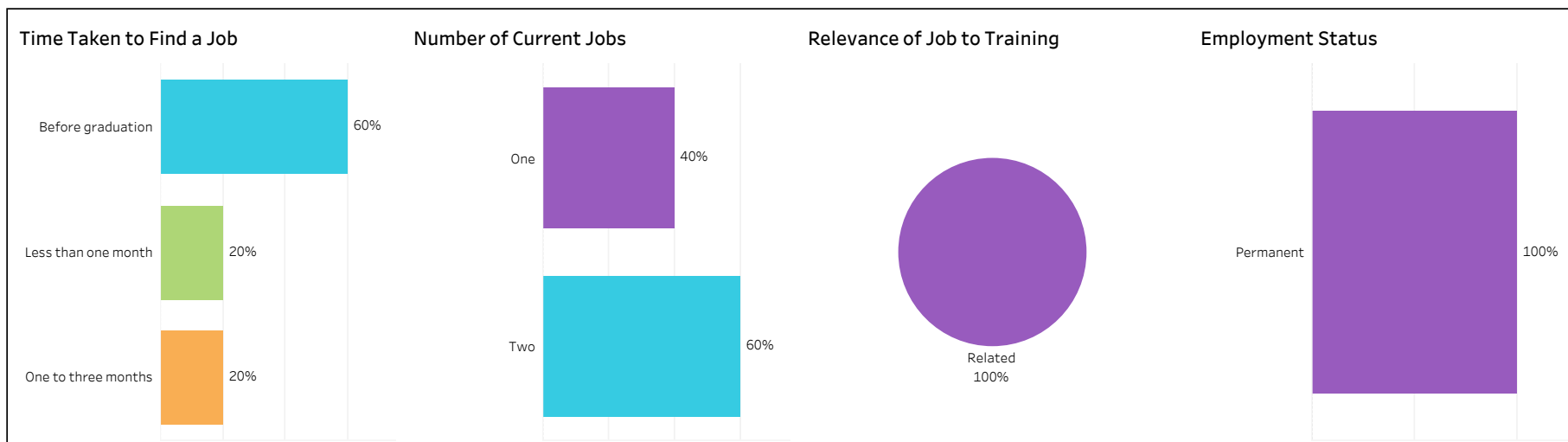


2017-18 Graduate Follow-up Survey

Campus: **Saskatoon**; School: **Transportation**; Program: **Agricultural Equipment Tech**;

Credential: **CERT**; Program Type: **Con Ed - Sask Polytech Delivered**

Number of Respondents:
6





2017-18 Graduate Follow-up Survey

Campus: **Saskatoon**; School: **Transportation**; Program: **Agricultural Equipment Tech**;
Credential: **CERT**; Program Type: **Con Ed - Brokered**

Number of Respondents: 6

Class of Graduates
2017-18

School
Transportation

Campus
Saskatoon

Program
Agricultural Equipment Tech

Credential
CERT

Base/Con Ed/Brokered
Con Ed - Brokered

Overall Employment

Available Workforce	# of Grads Employed	Employment Rate	# of Full-time Employed	Full-time Employment Rate
6	6	100%	5	83%

Training Related Employment

Available Workforce	# of Grads Employed	Employment Rate	# of Full-time Employed Grads	Full-time Employment Rate
6	6	100%	5	83%

Location of Employment

Saskatoon	Regina	Moose Jaw	Prince Albert	Elsewhere in Sask	Outside Sask
0%	0%	0%	0%	100%	0%

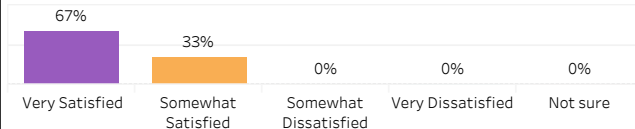
Average Annual Salary

Overall (\$)	58,230
Full-time Training Related (\$)	58,230

Salary by Location

	Overall (\$)	Full-time Training Related (\$)
Elsewhere in SK	58,230	58,230

Overall Satisfaction with Program



Satisfaction with Sask Polytech

Satisfied with the decision to attend Sask Polytech	Recommend program to others	Recommend Sask Polytech to others
100%	100%	100%

Satisfaction with Campus Facilities & Services

■ Satisfied
 ■ Dissatisfied
 ■ Not sure

Campus facilities



Campus activities



Instruction delivered



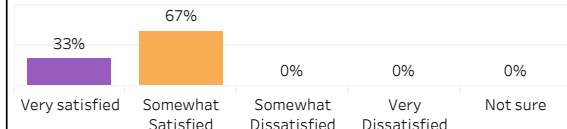
Student support services



Educational experience




Relevance of Program to Field of Employment

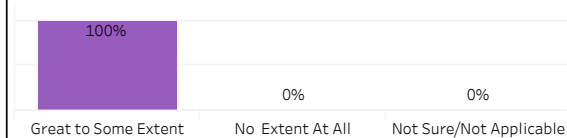


Program Benefits

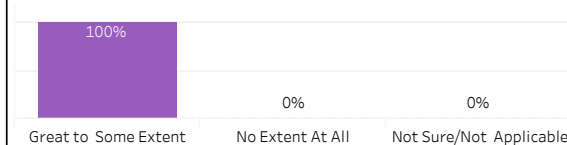
Skills and knowledge relevant in the workplace



Improved earning potential



Improved employment opportunities



Location of Current Residence

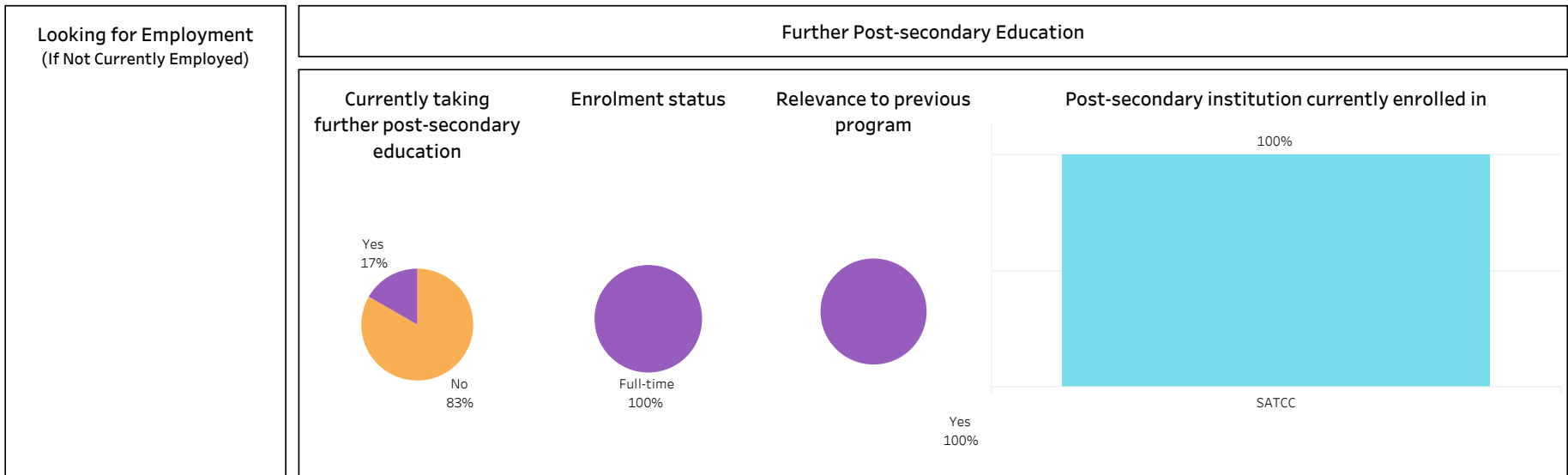
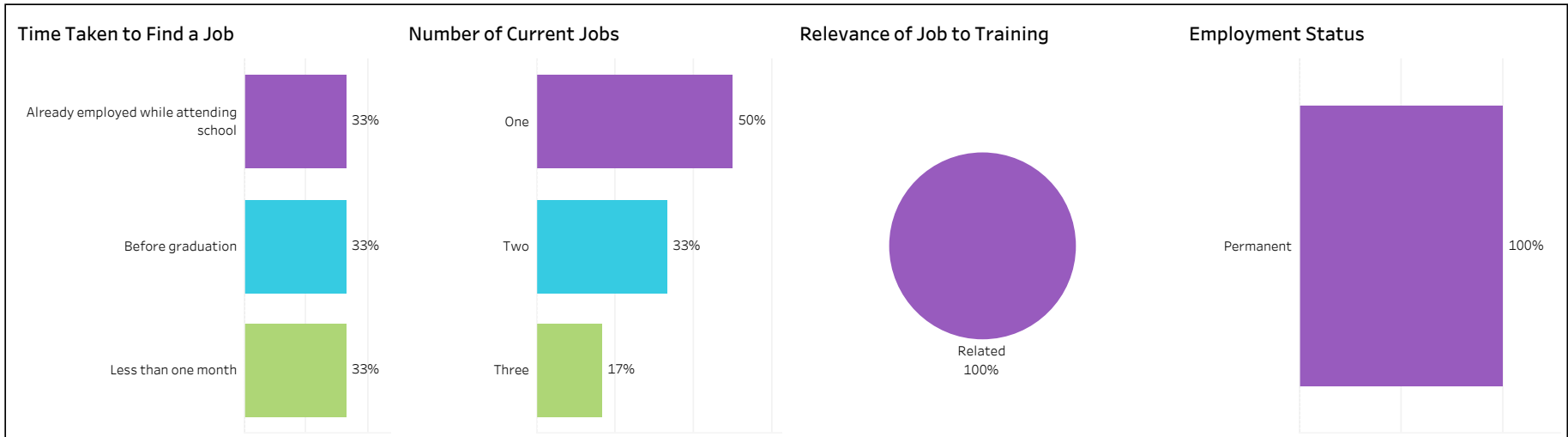
Elsewhere in Sask
100%



2017-18 Graduate Follow-up Survey

Campus: **Saskatoon**; School: **Transportation**; Program: **Agricultural Equipment Tech**;
 Credential: **CERT**; Program Type: **Con Ed - Brokered**

Number of Respondents:
6





2017-18 Graduate Follow-up Survey

Campus: **Regina**; School: **Transportation**; Program: **Auto Body Technician**;
Credential: **CERT**; Program Type: **Base**

Number of Respondents: 6

Class of Graduates
2017-18

School
Transportation

Campus
Regina

Program
Auto Body Technician

Credential
CERT

Base/Con Ed/Brokered
Base

Overall Employment

Available Workforce	# of Grads Employed	Employment Rate	# of Full-time Employed	Full-time Employment Rate
6	6	100%	6	100%

Training Related Employment

Available Workforce	# of Grads Employed	Employment Rate	# of Full-time Employed Grads	Full-time Employment Rate
6	5	83%	5	83%

Location of Employment

Saskatoon	Regina	Moose Jaw	Prince Albert	Elsewhere in Sask	Outside Sask
20%	60%	0%	0%	20%	0%

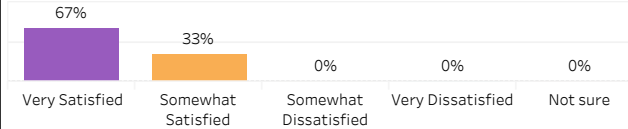
Average Annual Salary

Overall (\$)	33,020
Full-time Training Related (\$)	33,020

Salary by Location

	Overall (\$)	Full-time Training Related (\$)
Saskatoon	35,100	35,100
Regina	32,587	32,587
Elsewhere in SK	32,240	32,240

Overall Satisfaction with Program



Satisfaction with Sask Polytech

Satisfied with the decision to attend Sask Polytech	Recommend program to others	Recommend Sask Polytech to others
100%	100%	100%

Satisfaction with Campus Facilities & Services

■ Satisfied
 ■ Dissatisfied
 ■ Not sure

Campus facilities



Campus activities



Instruction delivered



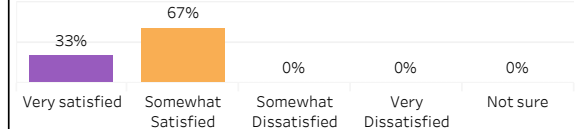
Student support services



Educational experience




Relevance of Program to Field of Employment

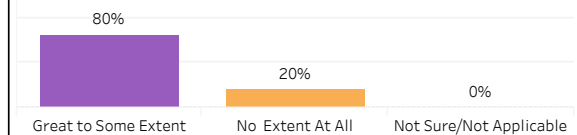


Program Benefits

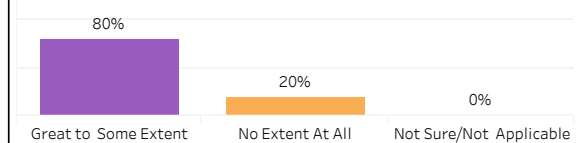
Skills and knowledge relevant in the workplace



Improved earning potential



Improved employment opportunities



Location of Current Residence

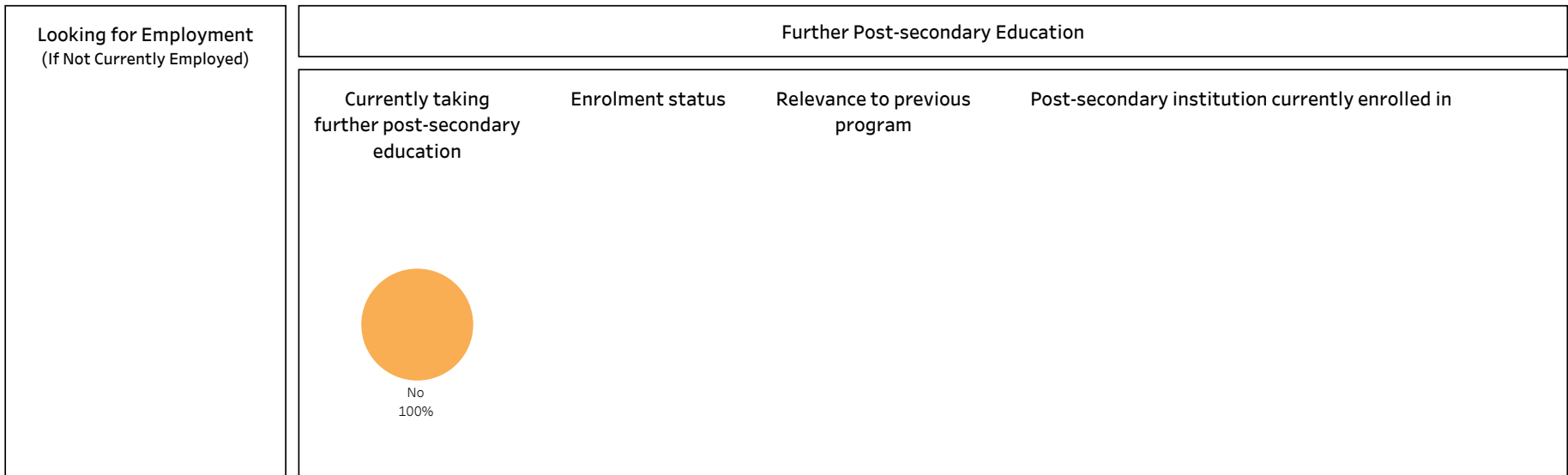
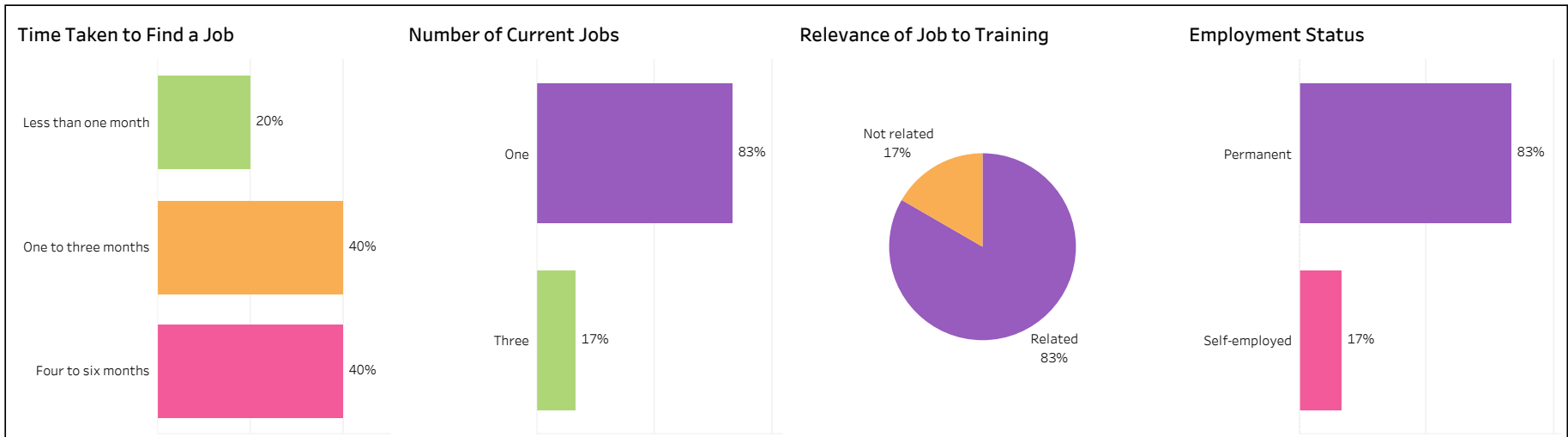
Regina	Elsewhere in Sask
83%	17%



2017-18 Graduate Follow-up Survey

Campus: **Regina**; School: **Transportation**; Program: **Auto Body Technician**; Credential: **CERT**; Program Type: **Base**

Number of Respondents:
6





2017-18 Graduate Follow-up Survey

Campus: **Saskatoon**; School: **Transportation**; Program: **Auto Body Technician**;
Credential: **CERT**; Program Type: **Base**

Number of Respondents: 5

Class of Graduates
2017-18

School
Transportation

Campus
Saskatoon

Program
Auto Body Technician

Credential
CERT

Base/Con Ed/Brokered
Base

Overall Employment

Available Workforce	# of Grads Employed	Employment Rate	# of Full-time Employed	Full-time Employment Rate
5	5	100%	4	80%

Training Related Employment

Available Workforce	# of Grads Employed	Employment Rate	# of Full-time Employed Grads	Full-time Employment Rate
5	4	80%	4	80%

Location of Employment

Saskatoon	Regina	Moose Jaw	Prince Albert	Elsewhere in Sask	Outside Sask
75%	0%	0%	0%	25%	0%

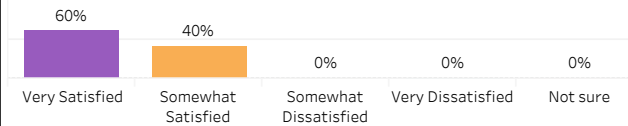
Average Annual Salary

Overall (\$)	36,487
Full-time Training Related (\$)	36,487

Salary by Location

	Overall (\$)	Full-time Training Related (\$)
Saskatoon	37,570	37,570
Elsewhere in SK	34,320	34,320

Overall Satisfaction with Program



Satisfaction with Sask Polytech

Satisfied with the decision to attend Sask Polytech	Recommend program to others	Recommend Sask Polytech to others
100%	80%	100%

Satisfaction with Campus Facilities & Services

■ Satisfied
 ■ Dissatisfied
 ■ Not sure

Campus facilities



Campus activities



Instruction delivered



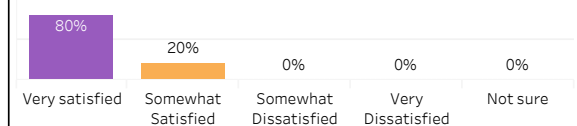
Student support services



Educational experience




Relevance of Program to Field of Employment




Program Benefits


Skills and knowledge relevant in the workplace



Improved earning potential



Improved employment opportunities



Location of Current Residence

Saskatoon
100%

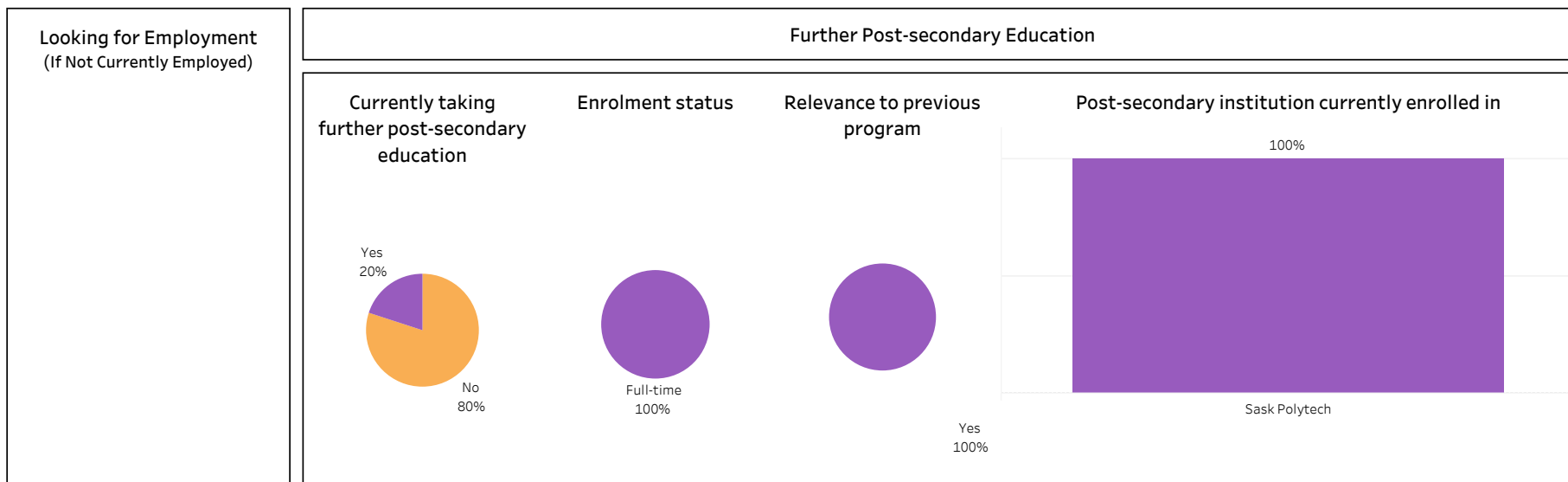
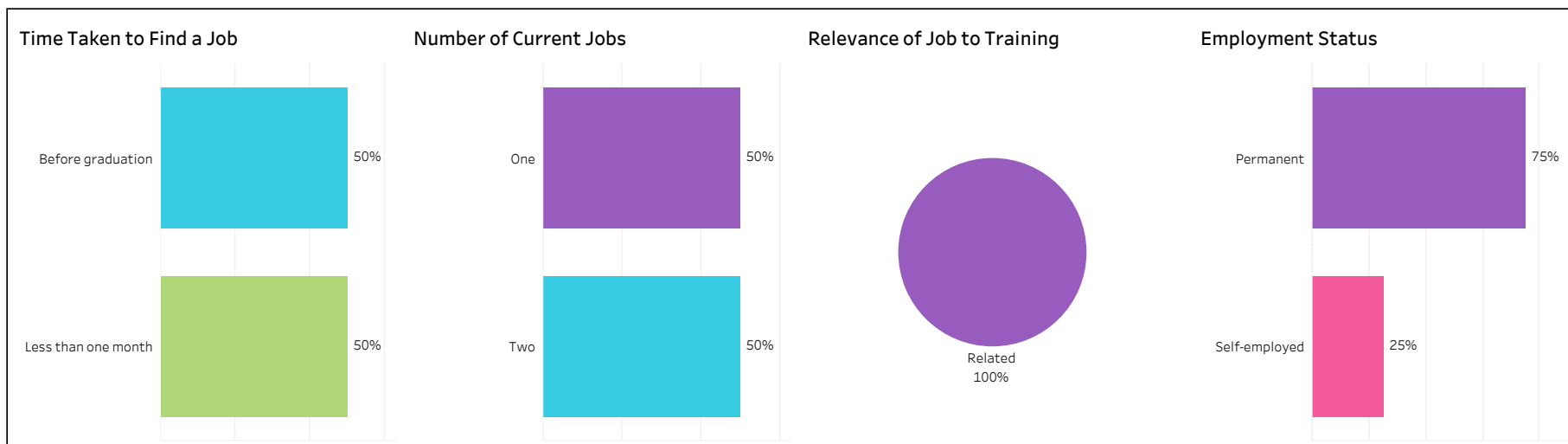


2017-18 Graduate Follow-up Survey

Campus: **Saskatoon**; School: **Transportation**; Program: **Auto Body Technician**;

Credential: **CERT**; Program Type: **Base**

Number of Respondents:
5





2017-18 Graduate Follow-up Survey

Campus: **Moose Jaw**; School: **Transportation**; Program: **Automotive Service Technician**; Credential: **CERT**; Program Type: **Base**

Number of Respondents:
12

Class of Graduates
2017-18

School
Transportation

Campus
Moose Jaw

Program
Automotive Service Technici..

Credential
CERT

Base/Con Ed/Brokered
Base

Overall Employment

Available Workforce	# of Grads Employed	Employment Rate	# of Full-time Employed	Full-time Employment Rate
12	11	92%	10	83%

Training Related Employment

Available Workforce	# of Grads Employed	Employment Rate	# of Full-time Employed Grads	Full-time Employment Rate
12	8	67%	7	58%

Location of Employment

Saskatoon	Regina	Moose Jaw	Prince Albert	Elsewhere in Sask	Outside Sask
0%	27%	36%	0%	9%	27%

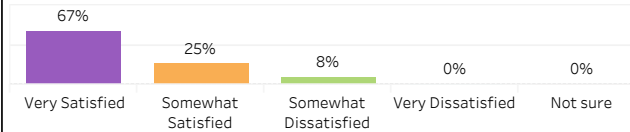
Average Annual Salary

Overall (\$)	45,365
Full-time Training Related (\$)	35,793

Salary by Location

	Overall (\$)	Full-time Training Related (\$)
Regina	32,760	32,760
Moose Jaw	28,340	28,340
Elsewhere in SK		
Alberta	88,400	68,640
Ontario	40,000	

Overall Satisfaction with Program



Satisfaction with Sask Polytech

Satisfied with the decision to attend Sask Polytech	Recommend program to others	Recommend Sask Polytech to others
100%	100%	100%

Satisfaction with Campus Facilities & Services

■ Satisfied
 ■ Dissatisfied
 ■ Not sure

Campus facilities



Campus activities



Instruction delivered



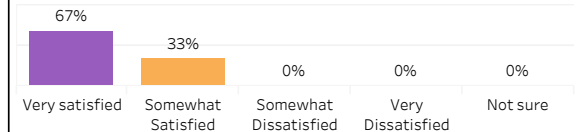
Student support services



Educational experience

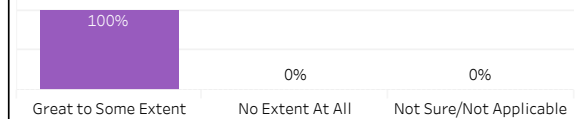


Relevance of Program to Field of Employment

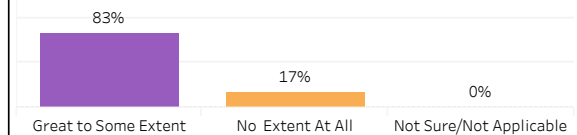


Program Benefits

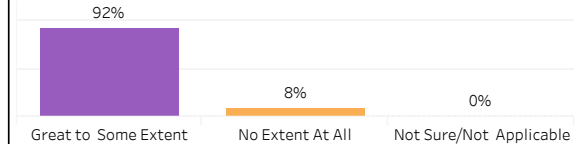
Skills and knowledge relevant in the workplace



Improved earning potential



Improved employment opportunities



Location of Current Residence

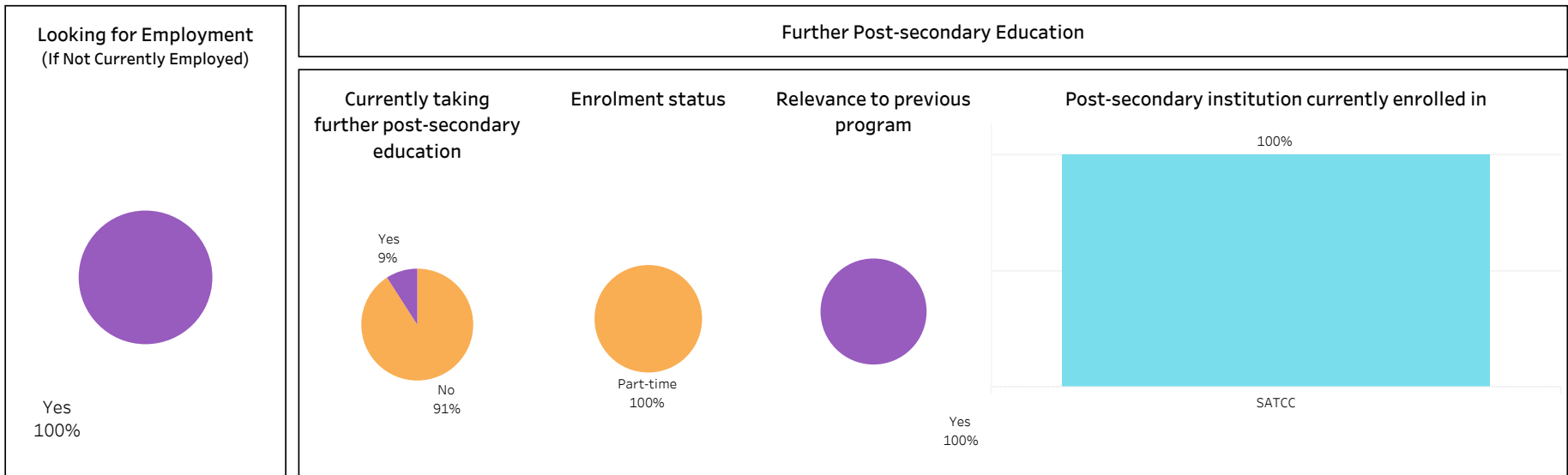
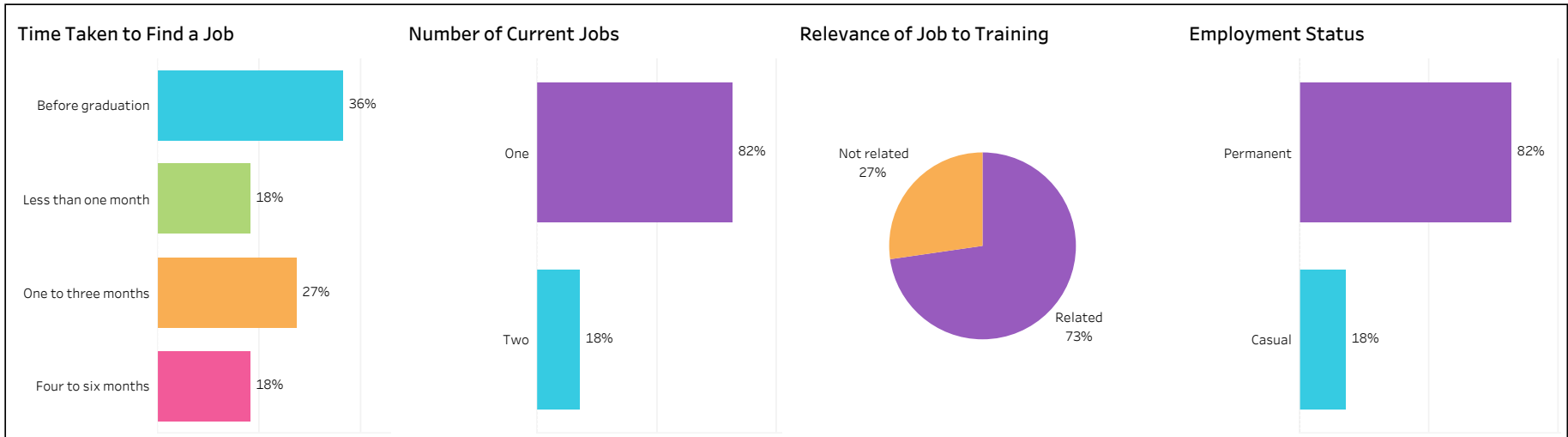
Regina	Moose Jaw	Elsewhere in Sask	Outside Sask
8%	58%	8%	25%



2017-18 Graduate Follow-up Survey

Campus: **Moose Jaw**; School: **Transportation**; Program: **Automotive Service Technician**; Credential: **CERT**; Program Type: **Base**

Number of Respondents:
12





2017-18 Graduate Follow-up Survey

Campus: **Saskatoon**; School: **Transportation**; Program: **Automotive Service Technician**; Credential: **CERT**; Program Type: **Base**

Number of Respondents:
16

Class of Graduates
2017-18

School
Transportation

Campus
Saskatoon

Program
Automotive Service Technici..

Credential
CERT

Base/Con Ed/Brokered
Base

Overall Employment

Available Workforce	# of Grads Employed	Employment Rate	# of Full-time Employed	Full-time Employment Rate
15	15	100%	14	93%

Training Related Employment

Available Workforce	# of Grads Employed	Employment Rate	# of Full-time Employed Grads	Full-time Employment Rate
15	12	80%	12	80%

Location of Employment

Saskatoon	Regina	Moose Jaw	Prince Albert	Elsewhere in Sask	Outside Sask
53%	13%	7%	0%	20%	7%

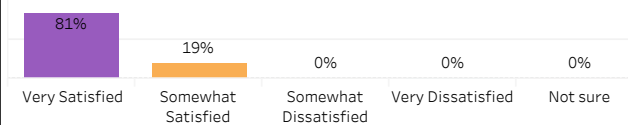
Average Annual Salary

Overall (\$)	36,385
Full-time Training Related (\$)	36,747

Salary by Location

	Overall (\$)	Full-time Training Related (\$)
Saskatoon	30,204	31,922
Regina	54,080	
Moose Jaw	46,571	46,571
Elsewhere in SK	37,700	37,700
Alberta	49,140	49,140

Overall Satisfaction with Program



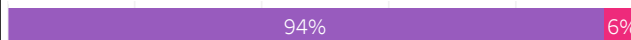
Satisfaction with Sask Polytech

Satisfied with the decision to attend Sask Polytech	Recommend program to others	Recommend Sask Polytech to others
100%	100%	100%

Satisfaction with Campus Facilities & Services

■ Satisfied
 ■ Dissatisfied
 ■ Not sure

Campus facilities



Campus activities



Instruction delivered



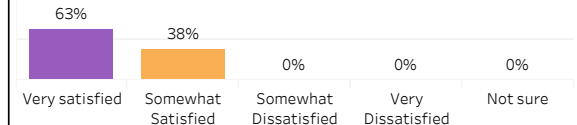
Student support services



Educational experience

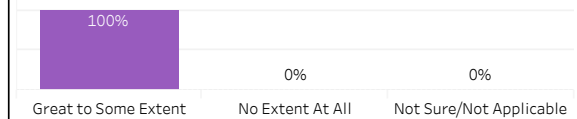


Relevance of Program to Field of Employment

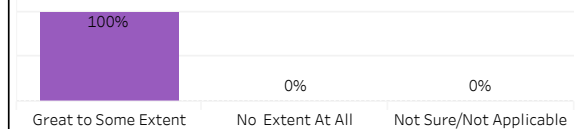


Program Benefits

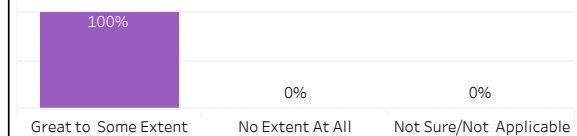
Skills and knowledge relevant in the workplace



Improved earning potential



Improved employment opportunities



Location of Current Residence

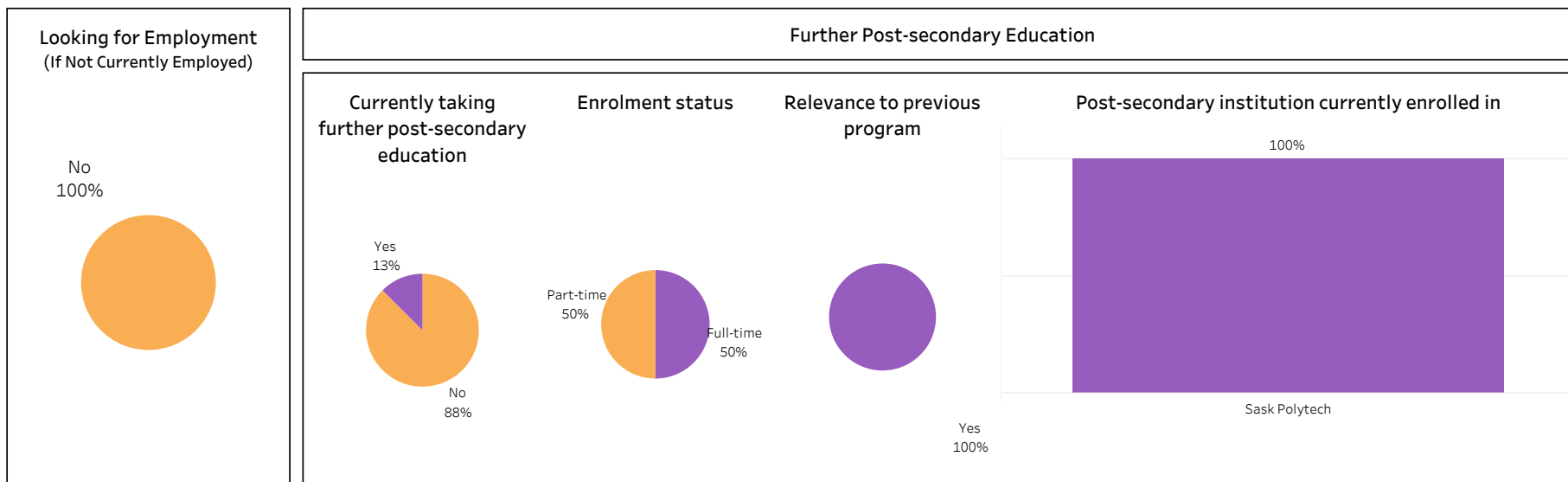
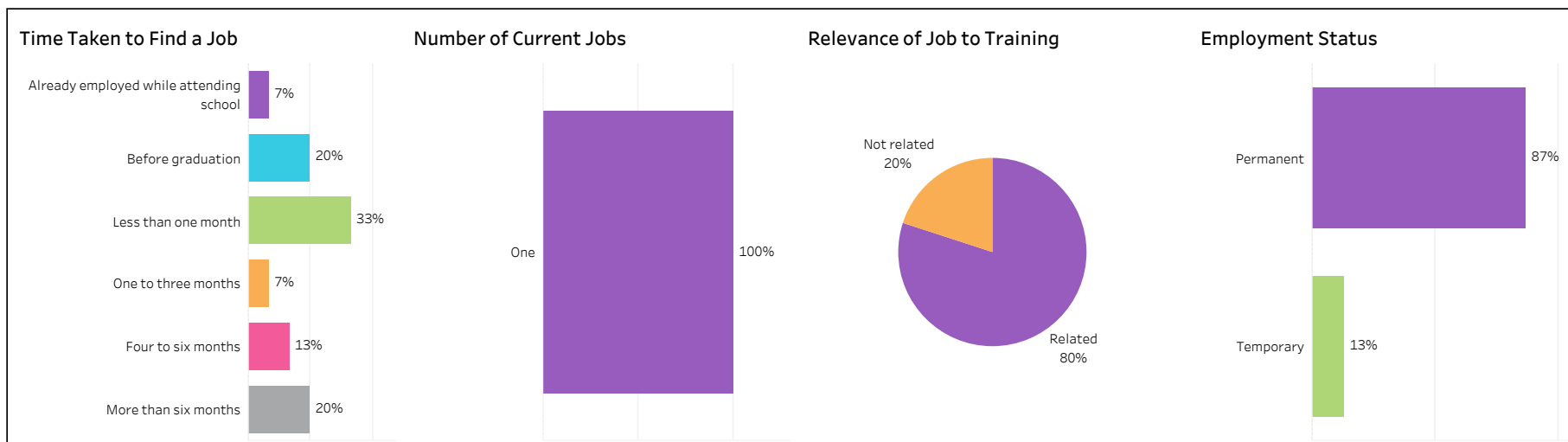
Saskatoon	Moose Jaw	Elsewhere in Sask
69%	6%	25%



2017-18 Graduate Follow-up Survey

Campus: **Saskatoon**; School: **Transportation**; Program: **Automotive Service Technician**; Credential: **CERT**; Program Type: **Base**

Number of Respondents:
16





2017-18 Graduate Follow-up Survey

Campus: **Saskatoon**; School: **Transportation**; Program: **Commercial Pilot**; Credential: **DIP**; Program Type: **Base**

Number of Respondents: 8

Class of Graduates
2017-18

School
Transportation

Campus
Saskatoon

Program
Commercial Pilot

Credential
DIP

Base/Con Ed/Brokered
Base

Overall Employment

Available Workforce	# of Grads Employed	Employment Rate	# of Full-time Employed	Full-time Employment Rate
8	8	100%	4	50%

Training Related Employment

Available Workforce	# of Grads Employed	Employment Rate	# of Full-time Employed Grads	Full-time Employment Rate
8	8	100%	4	50%

Location of Employment

Saskatoon	Regina	Moose Jaw	Prince Albert	Elsewhere in Sask	Outside Sask
0%	13%	0%	0%	25%	63%

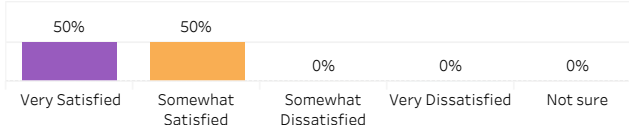
Average Annual Salary

Overall (\$)	42,816
Full-time Training Related (\$)	37,679

Salary by Location

	Overall (\$)	Full-time Training Related (\$)
Regina	41,600	
Elsewhere in SK	28,857	25,714
Manitoba	35,000	35,000
Ontario	55,133	45,000
Elsewhere in Canada		

Overall Satisfaction with Program



Satisfaction with Sask Polytech

Satisfied with the decision to attend Sask Polytech	Recommend program to others	Recommend Sask Polytech to others
100%	100%	100%

Satisfaction with Campus Facilities & Services

■ Satisfied
 ■ Dissatisfied
 ■ Not sure

Campus facilities



Campus activities



Instruction delivered



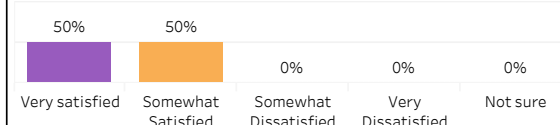
Student support services



Educational experience

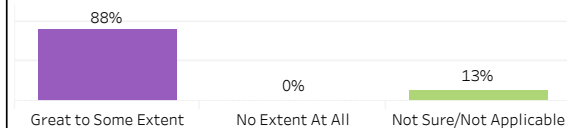


Relevance of Program to Field of Employment

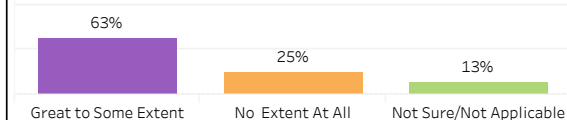


Program Benefits

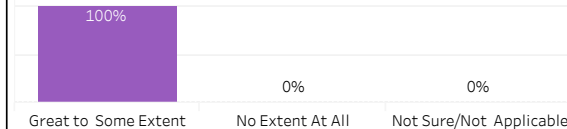
Skills and knowledge relevant in the workplace



Improved earning potential



Improved employment opportunities



Location of Current Residence

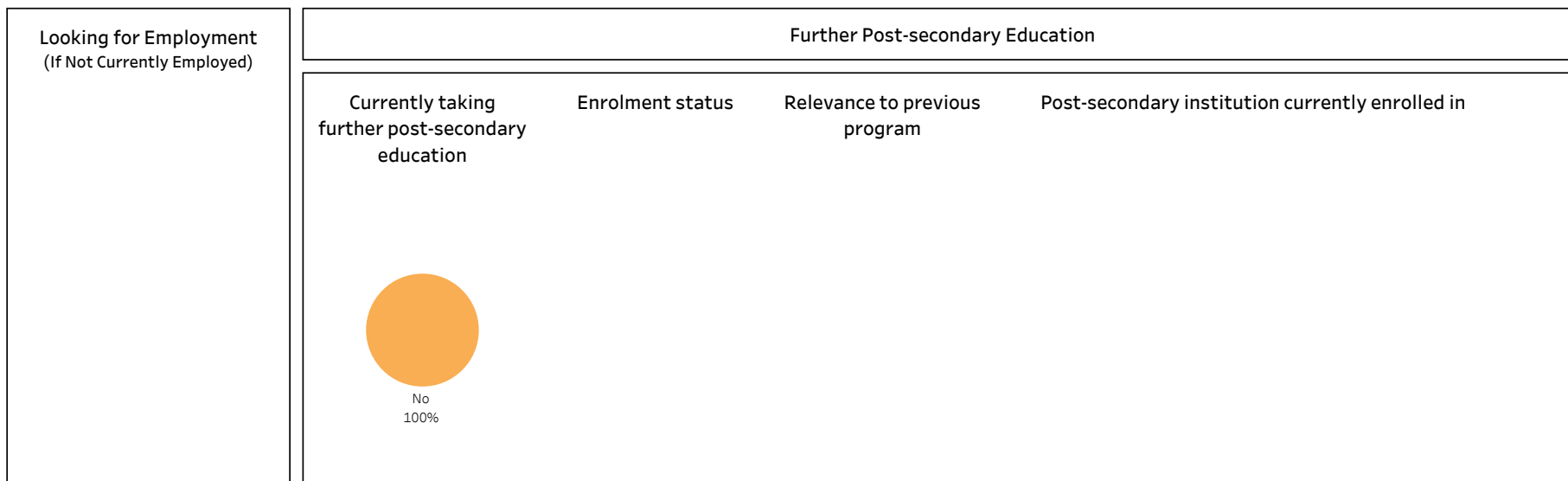
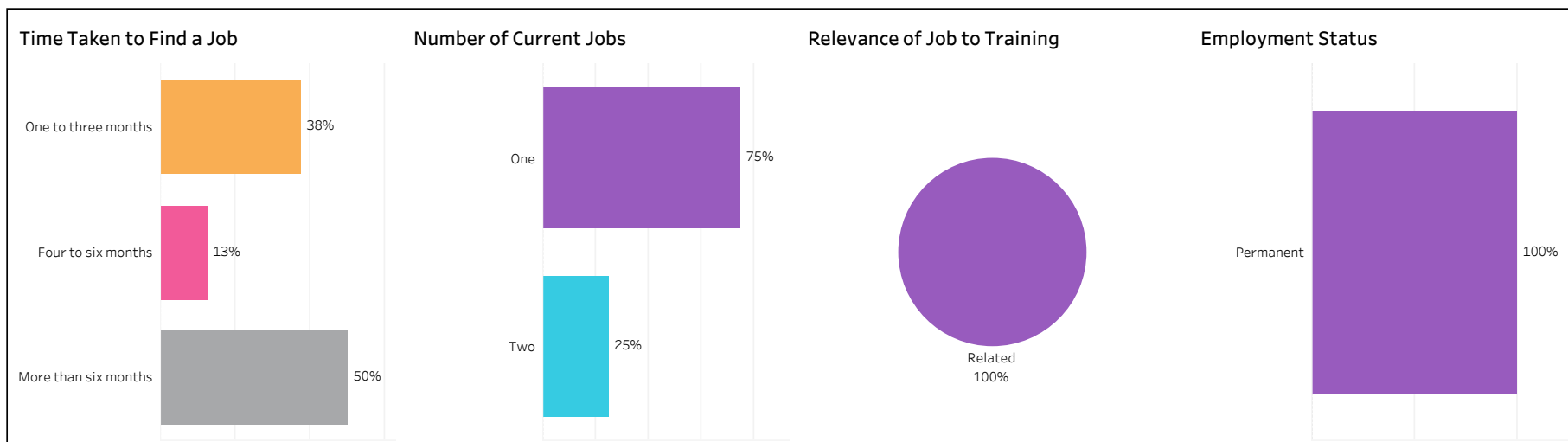
Saskatoon	Regina	Elsewhere in Sask	Outside Sask
13%	13%	13%	63%



2017-18 Graduate Follow-up Survey

Campus: **Saskatoon**; School: **Transportation**; Program: **Commercial Pilot**; Credential: **DIP**; Program Type: **Base**

Number of Respondents:
8





2017-18 Graduate Follow-up Survey

Campus: **Saskatoon**; School: **Transportation**; Program: **Heavy Equip/Truck & Transport**; Credential: **APCERT**; Program Type: **Con Ed - Brokered**

Number of Respondents: 5

Class of Graduates
2017-18

School
Transportation

Campus
Saskatoon

Program
Heavy Equip/Truck & Transp..

Credential
APCERT

Base/Con Ed/Brokered
Con Ed - Brokered

Overall Employment

Available Workforce	# of Grads Employed	Employment Rate	# of Full-time Employed	Full-time Employment Rate
5	4	80%	4	80%

Training Related Employment

Available Workforce	# of Grads Employed	Employment Rate	# of Full-time Employed Grads	Full-time Employment Rate
5	2	40%	2	40%

Location of Employment

Saskatoon	Regina	Moose Jaw	Prince Albert	Elsewhere in Sask	Outside Sask
0%	25%	25%	25%	0%	25%

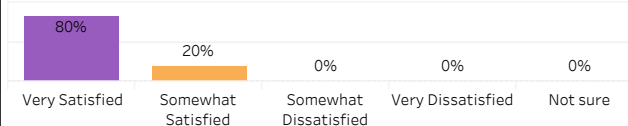
Average Annual Salary

Overall (\$)	56,667
Full-time Training Related (\$)	41,600

Salary by Location

	Overall (\$)	Full-time Training Related (\$)
Regina		
Moose Jaw	96,000	
Prince Albert	41,600	41,600
Alberta	32,400	

Overall Satisfaction with Program



Satisfaction with Sask Polytech

Satisfied with the decision to attend Sask Polytech	Recommend program to others	Recommend Sask Polytech to others
100%	100%	100%

Satisfaction with Campus Facilities & Services

■ Satisfied
 ■ Dissatisfied
 ■ Not sure

Campus facilities



Campus activities



Instruction delivered



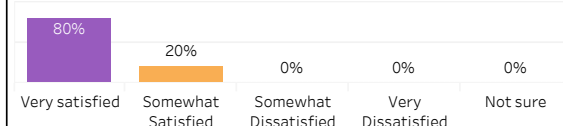
Student support services



Educational experience




Relevance of Program to Field of Employment

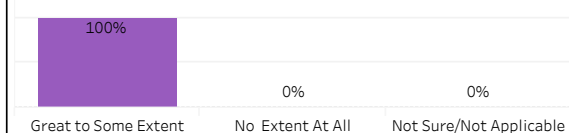


Program Benefits


Skills and knowledge relevant in the workplace



Improved earning potential



Improved employment opportunities



Location of Current Residence

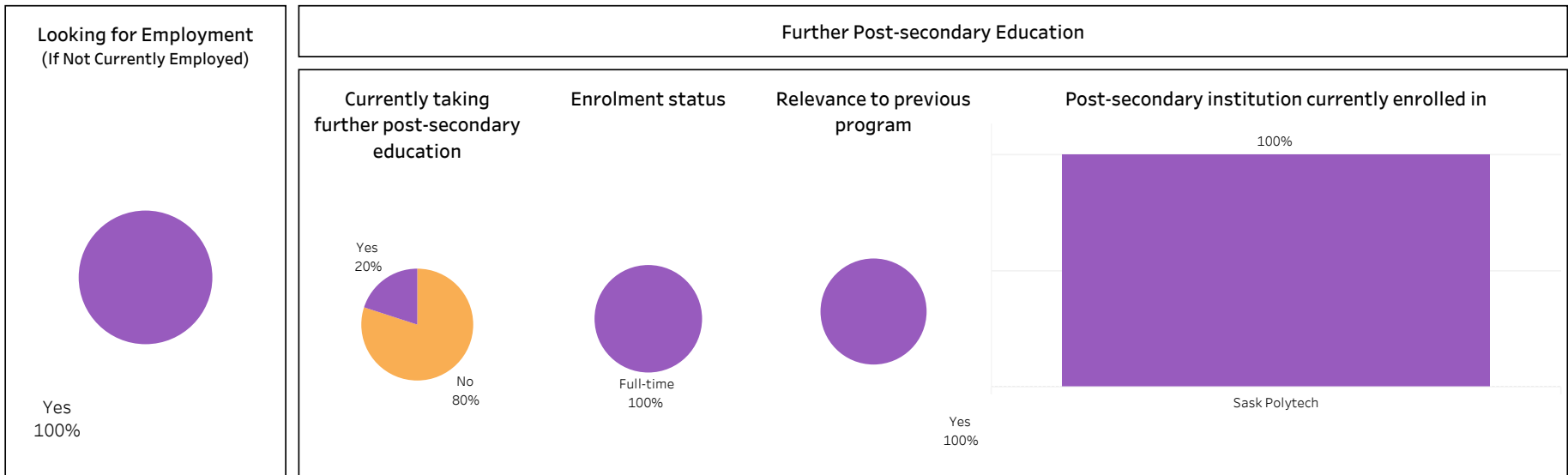
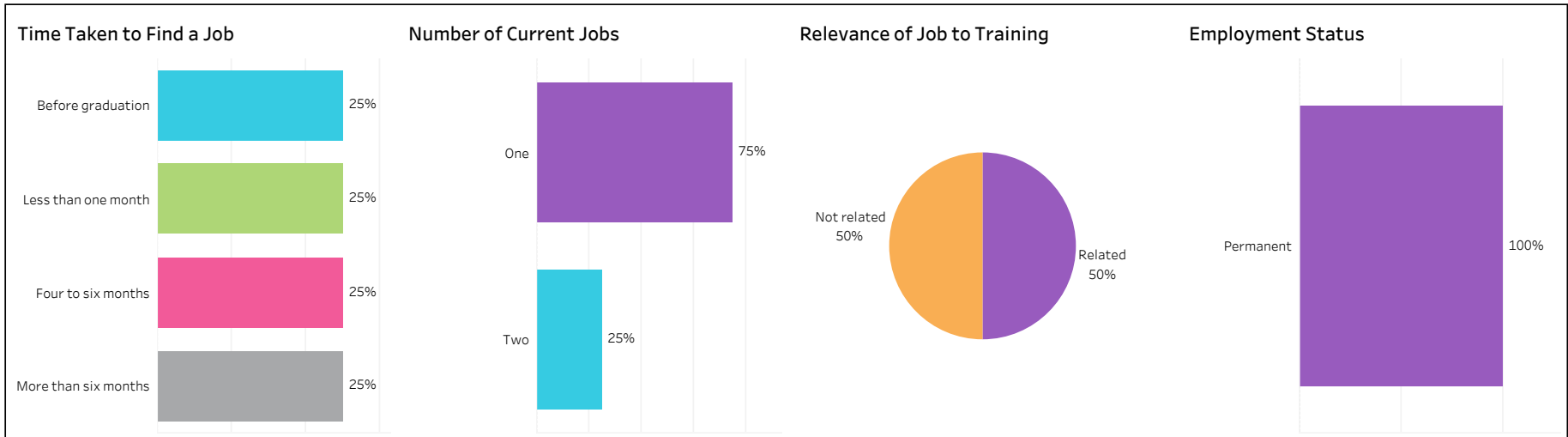
Regina	Moose Jaw	Prince Albert
20%	20%	60%



2017-18 Graduate Follow-up Survey

Campus: **Saskatoon**; School: **Transportation**; Program: **Heavy Equip/Truck & Transport**; Credential: **APCERT**; Program Type: **Con Ed - Brokered**

Number of Respondents:
5





2017-18 Graduate Follow-up Survey

Campus: **Saskatoon**; School: **Transportation**; Program: **Heavy Equip/Truck & Transport**; Credential: **CERT**; Program Type: **Base**

Number of Respondents:
38

Class of Graduates
2017-18

School
Transportation

Campus
Saskatoon

Program
Heavy Equip/Truck & Transp..

Credential
CERT

Base/Con Ed/Brokered
Base

Overall Employment

Available Workforce	# of Grads Employed	Employment Rate	# of Full-time Employed	Full-time Employment Rate
37	35	95%	33	89%

Training Related Employment

Available Workforce	# of Grads Employed	Employment Rate	# of Full-time Employed Grads	Full-time Employment Rate
37	31	84%	31	84%

Location of Employment

Saskatoon	Regina	Moose Jaw	Prince Albert	Elsewhere in Sask	Outside Sask
43%	11%	3%	3%	34%	6%

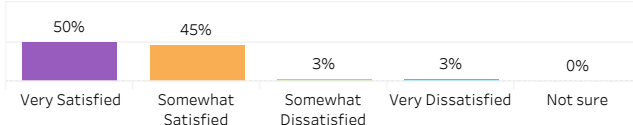
Average Annual Salary

Overall (\$)	56,104
Full-time Training Related (\$)	55,348

Salary by Location

	Overall (\$)	Full-time Training Related (\$)
Saskatoon	53,175	53,175
Regina	45,621	45,621
Moose Jaw	75,000	
Prince Albert	35,360	35,360
Elsewhere in SK	57,070	57,070
Alberta	85,000	85,000

Overall Satisfaction with Program



Satisfaction with Sask Polytech

Satisfied with the decision to attend Sask Polytech	Recommend program to others	Recommend Sask Polytech to others
92%	89%	97%

Satisfaction with Campus Facilities & Services

■ Satisfied
 ■ Dissatisfied
 ■ Not sure

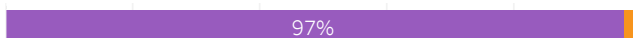
Campus facilities



Campus activities



Instruction delivered



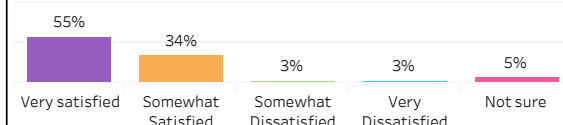
Student support services



Educational experience

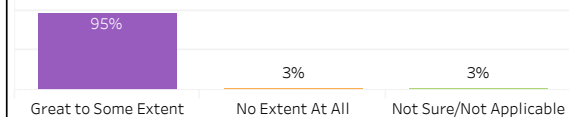


Relevance of Program to Field of Employment

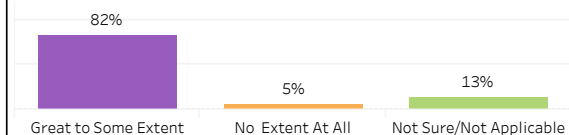


Program Benefits

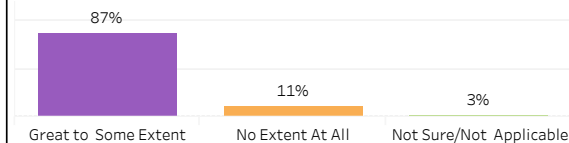
Skills and knowledge relevant in the workplace



Improved earning potential



Improved employment opportunities



Location of Current Residence

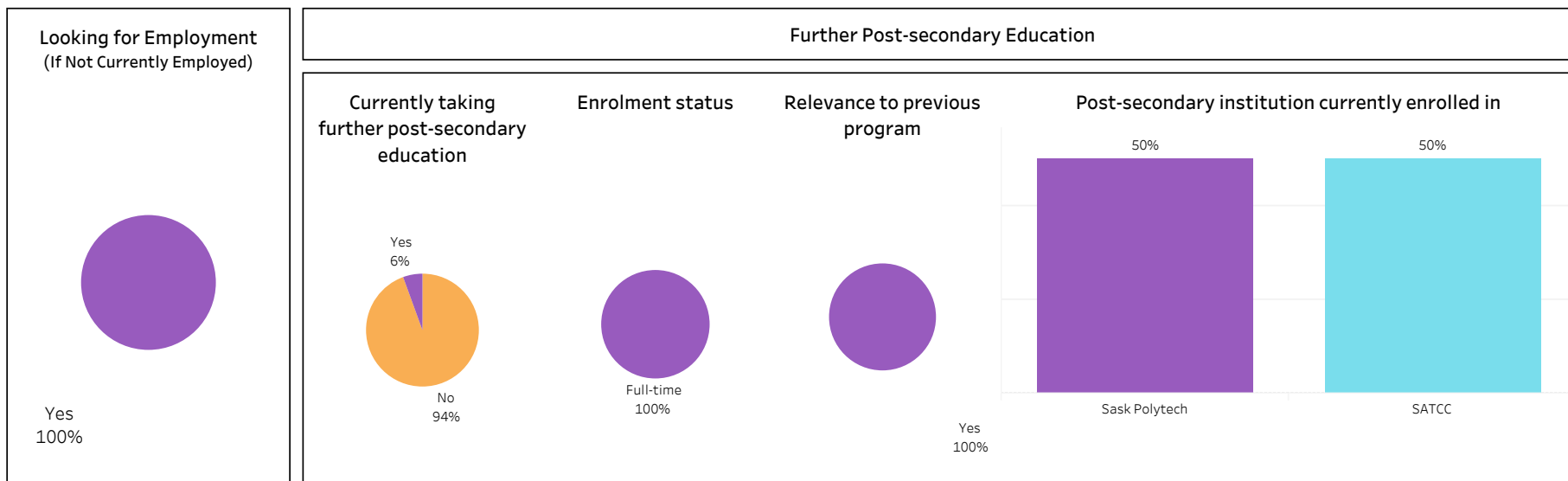
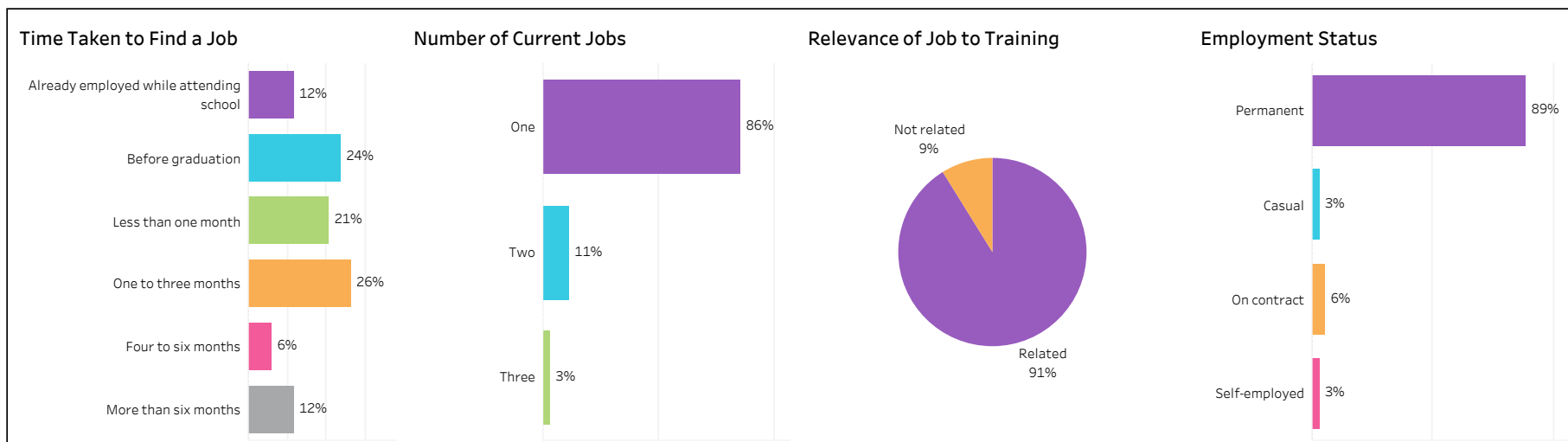
Saskatoon	Regina	Prince Albert	Elsewhere in Sask	Outside Sask
58%	8%	3%	29%	3%



2017-18 Graduate Follow-up Survey

Campus: **Saskatoon**; School: **Transportation**; Program: **Heavy Equip/Truck & Transport**; Credential: **CERT**; Program Type: **Base**

Number of Respondents:
38





2017-18 Graduate Follow-up Survey

Campus: **Saskatoon**; School: **Transportation**; Program: **Heavy Equip/Truck & Transport**; Credential: **CERT**; Program Type: **Con Ed - Brokered**

Number of Respondents: **7**

Class of Graduates
2017-18

School
Transportation

Campus
Saskatoon

Program
Heavy Equip/Truck & Transp..

Credential
CERT

Base/Con Ed/Brokered
Con Ed - Brokered

Overall Employment

Available Workforce	# of Grads Employed	Employment Rate	# of Full-time Employed	Full-time Employment Rate
7	6	86%	5	71%

Training Related Employment

Available Workforce	# of Grads Employed	Employment Rate	# of Full-time Employed Grads	Full-time Employment Rate
7	6	86%	5	71%

Location of Employment

Saskatoon	Regina	Moose Jaw	Prince Albert	Elsewhere in Sask	Outside Sask
0%	20%	0%	0%	80%	0%

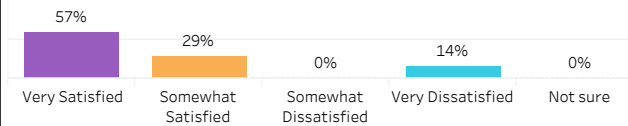
Average Annual Salary

Overall (\$)	41,990
Full-time Training Related (\$)	41,990

Salary by Location

	Overall (\$)	Full-time Training Related (\$)
Regina	41,600.0	41,600.0
Elsewhere in SK	42,120.0	42,120.0

Overall Satisfaction with Program



Satisfaction with Sask Polytech

Satisfied with the decision to attend Sask Polytech	Recommend program to others	Recommend Sask Polytech to others
100%	83%	100%

Satisfaction with Campus Facilities & Services

■ Satisfied
 ■ Dissatisfied
 ■ Not sure

Campus facilities



Campus activities



Instruction delivered



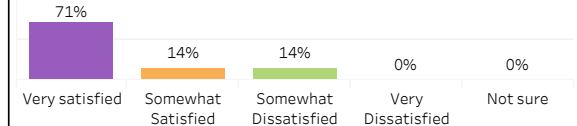
Student support services



Educational experience




Relevance of Program to Field of Employment




Program Benefits


Skills and knowledge relevant in the workplace



Improved earning potential



Improved employment opportunities



Location of Current Residence

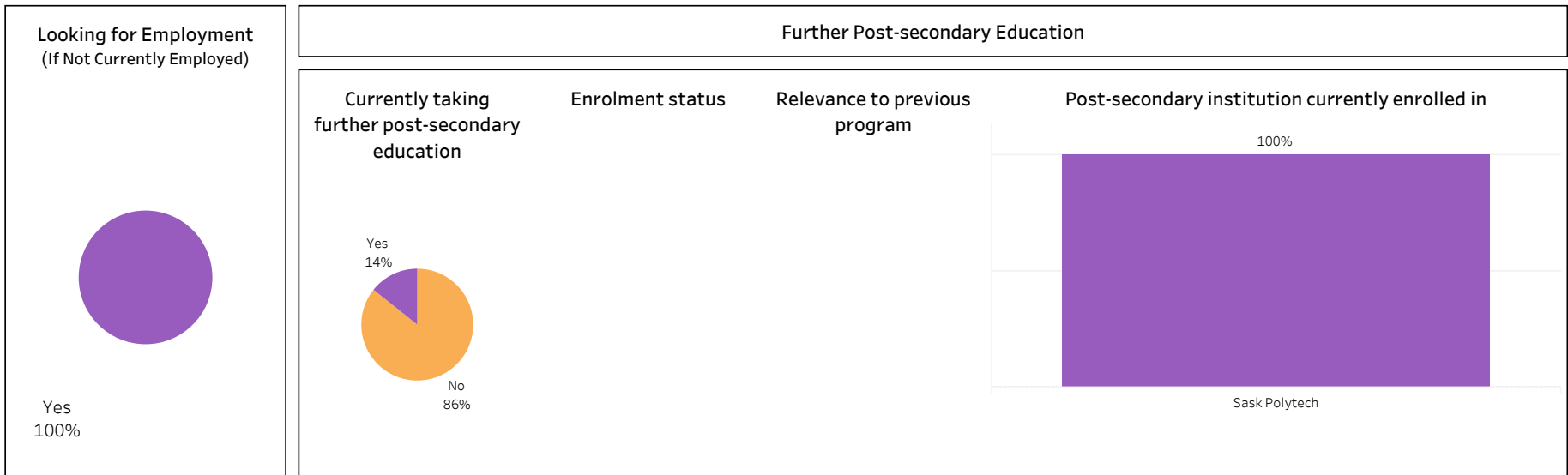
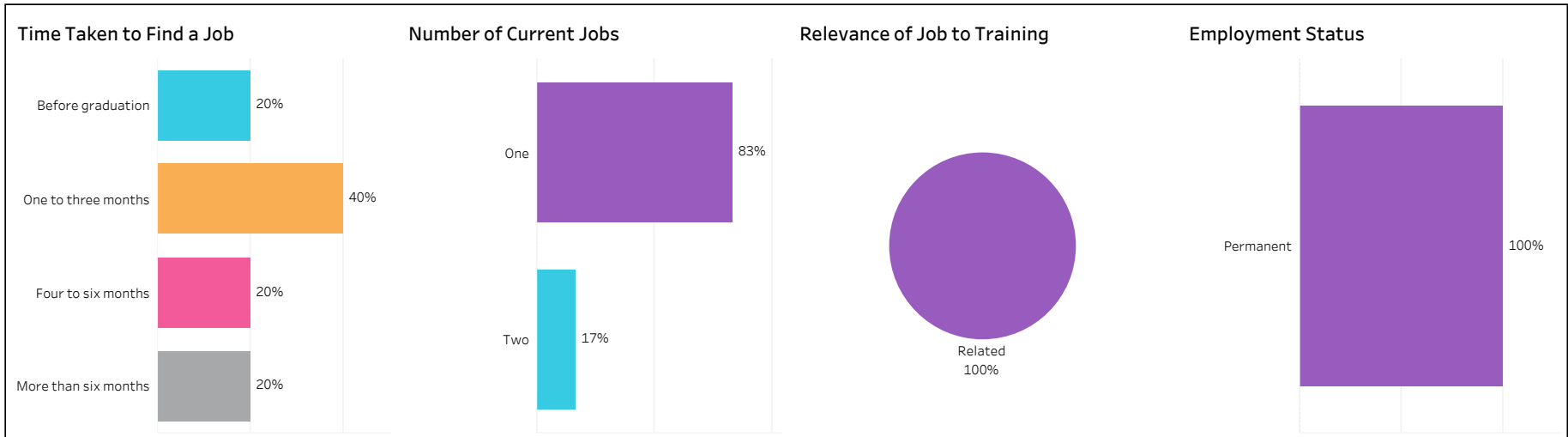
Saskatoon	Regina	Elsewhere in Sask
14%	14%	71%



2017-18 Graduate Follow-up Survey

Campus: **Saskatoon**; School: **Transportation**; Program: **Heavy Equip/Truck & Transport**; Credential: **CERT**; Program Type: **Con Ed - Brokered**

Number of Respondents:
7





2017-18 Graduate Follow-up Survey

Campus: **Saskatoon**; School: **Transportation**; Program: **Parts Management Technician**; Credential: **CERT**; Program Type: **Base**

Number of Respondents: 6

Class of Graduates
2017-18

School
Transportation

Campus
Saskatoon

Program
Parts Management Technici..

Credential
CERT

Base/Con Ed/Brokered
Base

Overall Employment

Available Workforce	# of Grads Employed	Employment Rate	# of Full-time Employed	Full-time Employment Rate
6	5	83%	5	83%

Training Related Employment

Available Workforce	# of Grads Employed	Employment Rate	# of Full-time Employed Grads	Full-time Employment Rate
6	3	50%	3	50%

Location of Employment

Saskatoon	Regina	Moose Jaw	Prince Albert	Elsewhere in Sask	Outside Sask
80%	0%	0%	0%	20%	0%

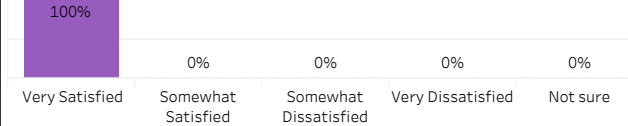
Average Annual Salary

Overall (\$)	37,440
Full-time Training Related (\$)	39,693

Salary by Location

	Overall (\$)	Full-time Training Related (\$)
Saskatoon	39,000	43,940
Elsewhere in SK	31,200	31,200

Overall Satisfaction with Program



Satisfaction with Sask Polytech

Satisfied with the decision to attend Sask Polytech	Recommend program to others	Recommend Sask Polytech to others
100%	100%	100%

Satisfaction with Campus Facilities & Services

■ Satisfied
 ■ Dissatisfied
 ■ Not sure

Campus facilities



Campus activities



Instruction delivered



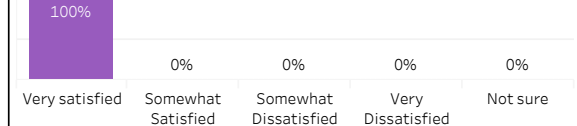
Student support services



Educational experience




Relevance of Program to Field of Employment




Program Benefits


Skills and knowledge relevant in the workplace



Improved earning potential



Improved employment opportunities



Location of Current Residence

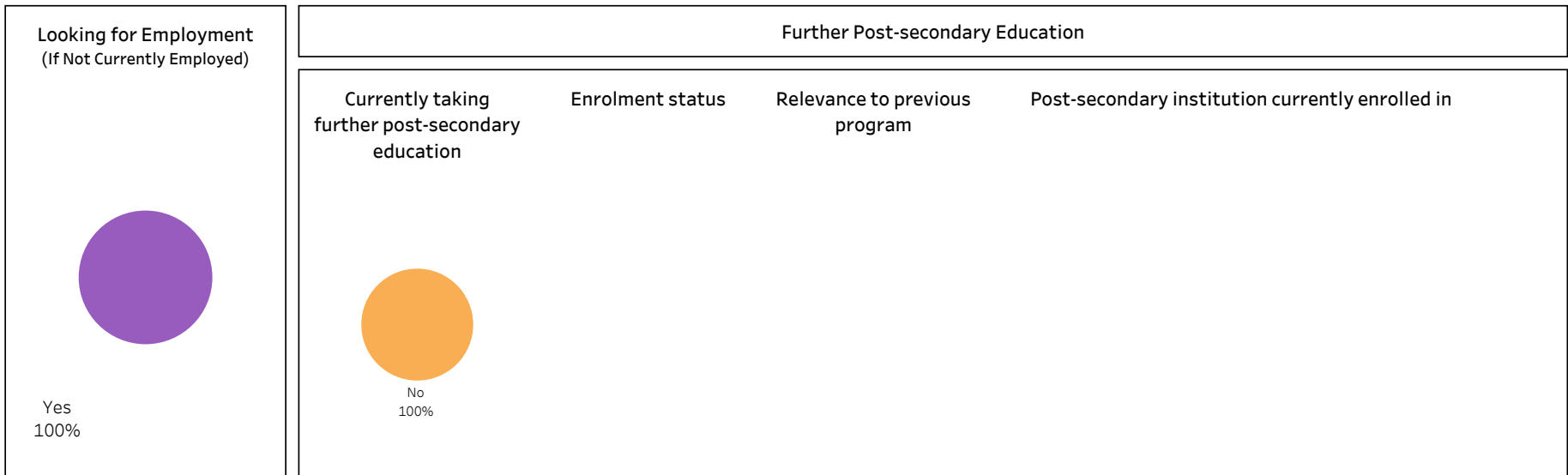
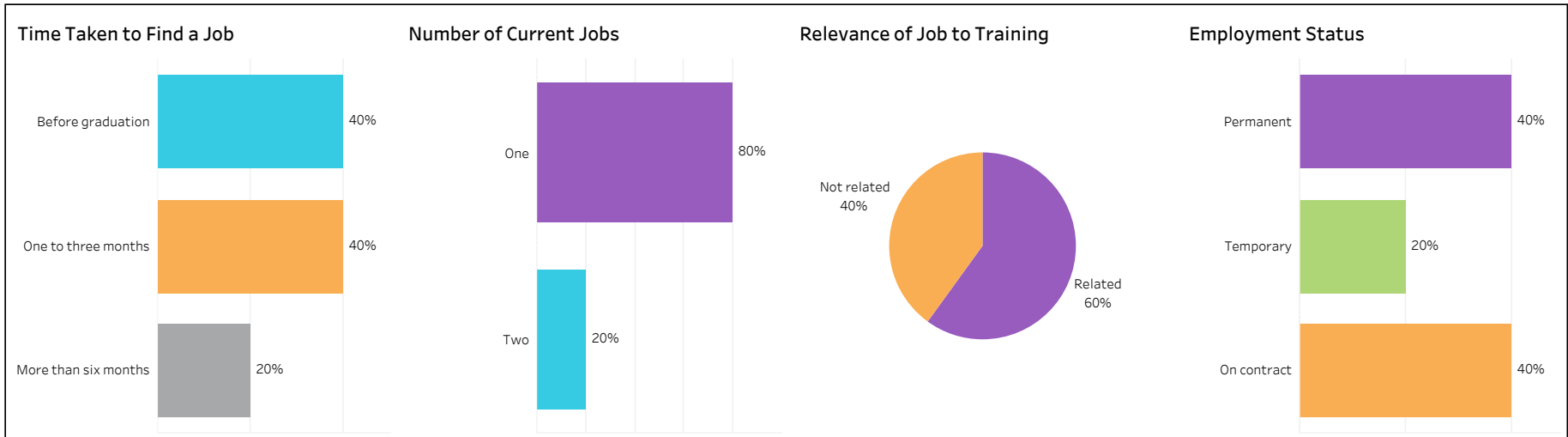
Saskatoon	Elsewhere in Sask
67%	33%



2017-18 Graduate Follow-up Survey

Campus: **Saskatoon**; School: **Transportation**; Program: **Parts Management Technician**; Credential: **CERT**; Program Type: **Base**

Number of Respondents:
6





2017-18 Graduate Follow-up Survey

Campus: **Saskatoon**; School: **Transportation**; Program: **Tri-Trades HE/TT/AST**;
 Credential: **APCERT**; Program Type: **Con Ed - Brokered**

Number of Respondents: 2

Class of Graduates
2017-18

School
Transportation

Campus
Saskatoon

Program
Tri-Trades HE/TT/AST

Credential
APCERT

Base/Con Ed/Brokered
Con Ed - Brokered

Overall Employment

Available Workforce	# of Grads Employed	Employment Rate	# of Full-time Employed	Full-time Employment Rate
2	1	50%	1	50%

Training Related Employment

Available Workforce	# of Grads Employed	Employment Rate	# of Full-time Employed Grads	Full-time Employment Rate
2	1	50%	1	50%

Location of Employment

Saskatoon	Regina	Moose Jaw	Prince Albert	Elsewhere in Sask	Outside Sask
0%	0%	0%	0%	0%	100%

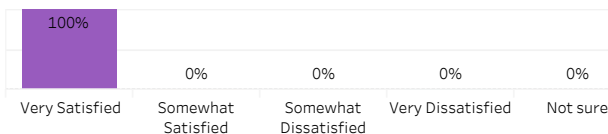
Average Annual Salary

Overall (\$)	78,000
Full-time Training Related (\$)	78,000

Salary by Location

	Overall (\$)	Full-time Training Related (\$)
Alberta	78,000	78,000

Overall Satisfaction with Program



Satisfaction with Sask Polytech

Satisfied with the decision to attend Sask Polytech	Recommend program to others	Recommend Sask Polytech to others
100%	100%	100%

Satisfaction with Campus Facilities & Services

■ Satisfied
 ■ Dissatisfied
 ■ Not sure

Campus facilities



Campus activities



Instruction delivered



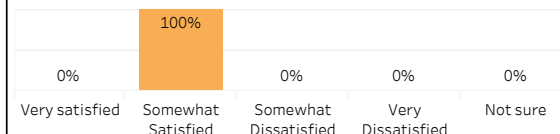
Student support services



Educational experience




Relevance of Program to Field of Employment




Program Benefits


Skills and knowledge relevant in the workplace



Improved earning potential



Improved employment opportunities



Location of Current Residence

Elsewhere in Sask	Outside Sask
50%	50%

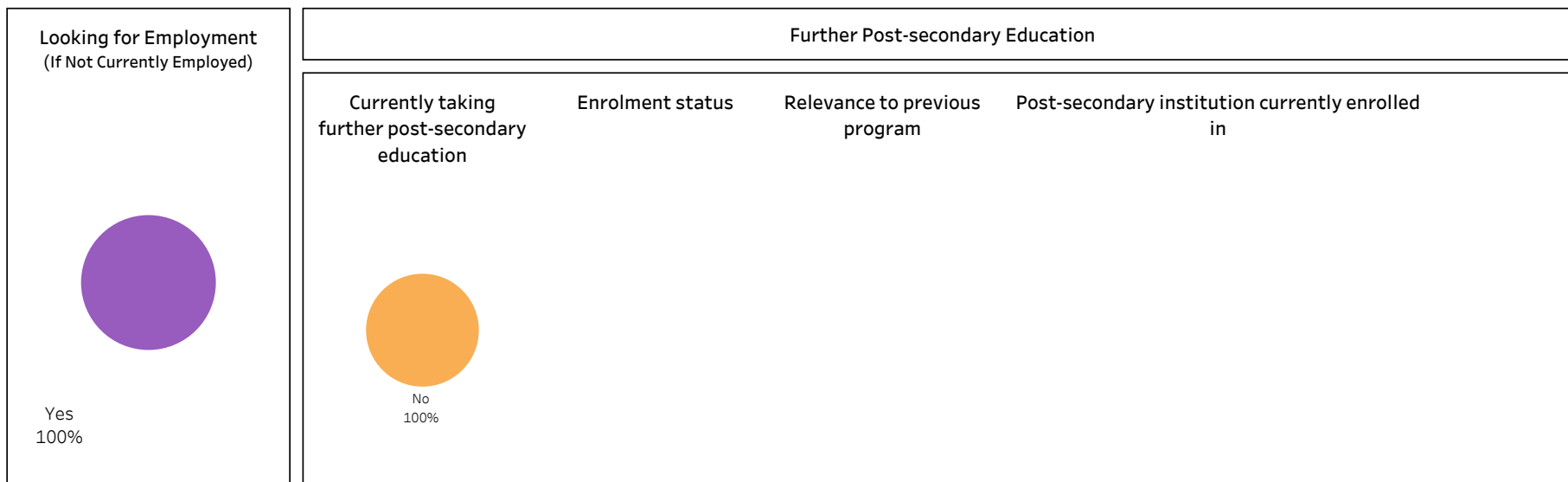
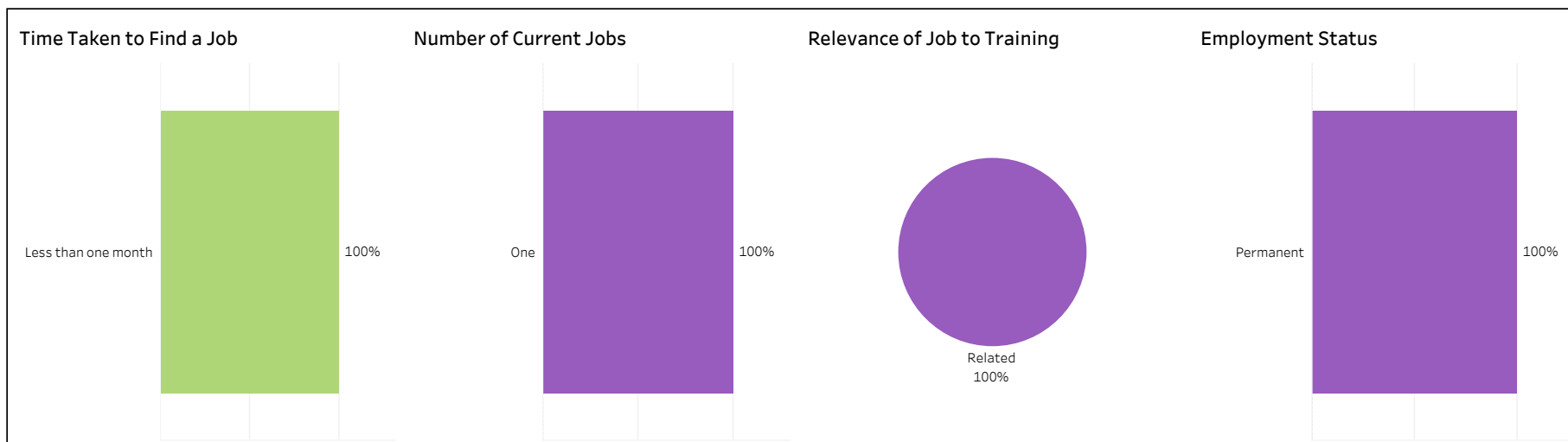


2017-18 Graduate Follow-up Survey

Campus: **Saskatoon**; School: **Transportation**; Program: **Tri-Trades HE/TT/AST**;

Credential: **APCERT**; Program Type: **Con Ed - Brokered**

Number of Respondents:
2





2017-18 Graduate Follow-up Survey

Campus: **Saskatoon**; School: **Transportation**; Program: **Warehouse Worker**;
Credential: **All**; Program Type: **Con Ed - Sask Polytech Delivered**

Number of Respondents: 4

Class of Graduates
2017-18

School
Transportation

Campus
Saskatoon

Program
Warehouse Worker

Credential
All

Base/Con Ed/Brokered
Con Ed - Sask Polytech Delivered

Overall Employment

Available Workforce	# of Grads Employed	Employment Rate	# of Full-time Employed	Full-time Employment Rate
4	4	100%	4	100%

Training Related Employment

Available Workforce	# of Grads Employed	Employment Rate	# of Full-time Employed Grads	Full-time Employment Rate
4	3	75%	3	75%

Location of Employment

Saskatoon	Regina	Moose Jaw	Prince Albert	Elsewhere in Sask	Outside Sask
75%	0%	0%	0%	25%	0%

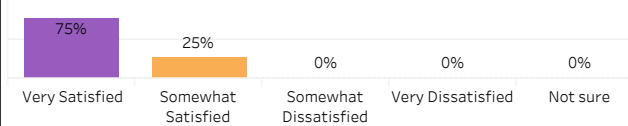
Average Annual Salary

Overall (\$)	39,260
Full-time Training Related (\$)	36,400

Salary by Location

	Overall (\$)	Full-time Training Related (\$)
Saskatoon	39,260	36,400
Elsewhere in SK		

Overall Satisfaction with Program



Satisfaction with Sask Polytech

Satisfied with the decision to attend Sask Polytech	Recommend program to others	Recommend Sask Polytech to others
100%	100%	100%

Satisfaction with Campus Facilities & Services

■ Satisfied
 ■ Dissatisfied
 ■ Not sure

Campus facilities



Campus activities



Instruction delivered



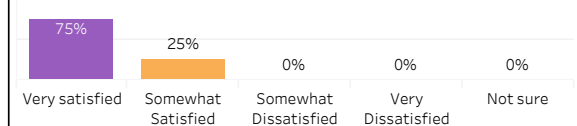
Student support services



Educational experience




Relevance of Program to Field of Employment




Program Benefits


Skills and knowledge relevant in the workplace



Improved earning potential



Improved employment opportunities



Location of Current Residence

Saskatoon	Elsewhere in Sask
75%	25%



2017-18 Graduate Follow-up Survey

Campus: **Saskatoon**; School: **Transportation**; Program: **Warehouse Worker**;

Credential: **All**; Program Type: **Con Ed - Sask Polytech Delivered**

Number of Respondents:
4

