



2017-18 Graduate Follow-up Survey Results

Institutional Research and Analysis

Introduction

Saskatchewan Polytechnic ("Sask Polytech") annually surveys its graduates in certificate, diploma, and degree programs to determine their employment status six months to a year after graduation.

Graduates are asked to report on their employment status, employment in a training related occupation, location of employment, overall satisfaction with their program, as well as satisfaction with preparedness for employment in a training related field.

The survey of 2017-18 graduates was conducted between February and May of 2019. Out of a valid sample of 4,016 graduates, 2,592 completed the survey. The response rate was 65%.

Data Limitation

At institution level, the results from this survey are very reliable with a margin of error of +/- 1.1% at a 95% confidence level. Results at program level may not be statistically reliable due to small sample sizes. Caution is needed when interpreting those results.

How to Use This Workbook

To use this workbook, select the name of the program, credential, school, administering campus and program type from the filters on the first survey summary page. Once selections have been made, browse the dashboard to view the survey results.

Graduates from programs delivered by Sask Polytech and from brokered programs were surveyed. To see the results for programs delivered by Sask Polytech only, please unchecked the "Con Ed - Brokered" option in the Base/Con Ed/Brokered filter.

Further filtering by gender, citizenship, and Indigenous status is also available.

The results from the 2016-17 Graduate Follow-up Survey are also included in this workbook. They can be viewed by selecting "2016-17" in the Class of Graduates filter.





2017-18 Graduate Followup Survey Results Table of Contents

	Page
Institutional Highlights	1
Overall Institutional Results - All Students	3
Overall Base Students	5
Overall Continuing Education Students - Sask Polytech Delivered	7
Overall Continuing Education Students - Brokered	9
Overall Indigenous Students	11
Overall Indigenous Base Students	13
Overall Indigenous Continuing Education Students - Sask Polytech Delivered	15
Overall Indigenous Continuing Education Students - Brokered	17

Program level details are available upon request to: institutionalresearch@saskpolytech.ca



2017-18 Graduate Follow-up Survey Results

Institutional Research and Analysis

Highlights

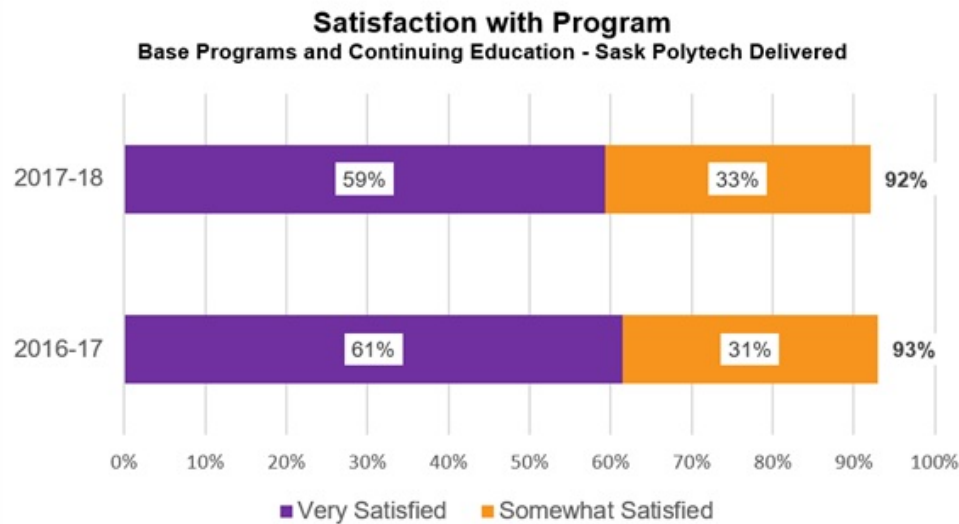
The highlights of 2017-18 Graduate Follow-up Survey Results focus on programs delivered by Sask Polytech only (not including brokered programs) unless otherwise stated.

- * Nine in ten (92%) graduates of the class of 2017-18 were either very satisfied (61%) or somewhat satisfied (31%) with the relevance of program to their field of employment, consistent with results from the previous survey.
- * Overall program satisfaction remained strong. Nine in ten (92%) graduates continued to feel either very satisfied (60%) or somewhat satisfied (32%) with their program at Sask Polytech.
- * The overall employment rate was 94% - two percentage points up from the class of 2016-17.
- * The overall employment results of the survey were reflective of the province's economic performance - Saskatchewan had a 2.5% increase in the number of people employed between May 2018 and May 2019.
(<https://dashboard.saskatchewan.ca/business-economy/employment-labour-market/employment>).
- * Indigenous graduate employment rate was 88% for the class of 2017-18, consistent with the result from the 2016-17 survey.
- * Graduates from base programs tended to have higher employment rate compared to those from continuing education programs. Graduates from continuing education programs delivered by Sask Polytech were more likely to be employed compared to their counterparts from brokered programs.
- * The average annual salary for full-time training related occupations were \$53,963 for the class of 2017-18 graduates, up from the average annual salary for the class of 2016-17 (\$49,872).
- * Most graduates surveyed stayed (94%) and were employed (93%) in Saskatchewan at the time of the survey.
- * A small portion of graduates (16%) were taking further post-secondary education at the time of the survey, of which one half (48%) were enrolled in Sask Polytech.

2017-18 Graduate Follow-up Survey Results

Institutional Research and Analysis

Year-over-year Comparison



Employment Outcomes										
Employment Rate	Sask Polytech Delivered						Brokered		Overall	
	Base Program		Continuing Education		Total					
	2017-18	2016-17	2017-18	2016-17	2017-18	2016-17	2017-18	2016-17	2017-18	2016-17
Employment rate	95%	92%	94%	93%	94%	92%	87%	91%	93%	92%
By type of employment:										
Full-time	82%	80%	80%	77%	81%	79%	71%	77%	79%	79%
Training related	77%	74%	74%	72%	76%	74%	66%	71%	74%	73%
Full-time training related	69%	67%	65%	62%	67%	65%	56%	62%	65%	65%
Annual Salary, Full-time Training Related Employment	Sask Polytech Delivered						Brokered		Overall	
	Base Program		Continuing Education		Total					
	2017-18	2016-17	2017-18	2016-17	2017-18	2016-17	2017-18	2016-17	2017-18	2016-17
Average	\$53,705	\$48,825	\$54,620	\$53,062	\$53,963	\$49,872	\$45,903	\$47,956	\$52,738	\$49,489



2017-18 Graduate Follow-up Survey

Campus: **All**; School: **All**; Program: **All**; Credential: **All**; Program Type: **All**

Number of Respondents:
2,592

Class of Graduates
2017-18

School
All

Campus
All

Program
All

Credential
All

Base/Con Ed/Brokered
All

Indigenous
All

Overall Employment

Available Workforce	# of Grads Employed	Employment Rate	# of Full-time Employed	Full-time Employment Rate
2,432	2,260	93%	1,927	79%

Training Related Employment

Available Workforce	# of Grads Employed	Employment Rate	# of Full-time Employed Grads	Full-time Employment Rate
2,432	1,807	74%	1,589	65%

Location of Employment

Saskatoon	Regina	Moose Jaw	Prince Albert	Elsewhere in Sask	Outside Sask
26%	23%	4%	7%	34%	6%

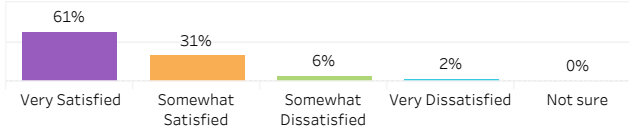
Average Annual Salary

Overall (\$)	49,080
Full-time Training Related (\$)	52,738

Salary by Location

	Overall (\$)	Full-time Training Related (\$)
Saskatoon	47,227	51,090
Regina	51,327	54,950
Moose Jaw	44,071	46,740
Prince Albert	41,470	47,403
Elsewhere in SK	49,923	53,451
Alberta	59,549	61,750
British Columbia	52,525	54,185
Manitoba	59,831	55,778
Ontario	46,246	50,053
Elsewhere in Canada	59,977	35,474
Outside of Canada	54,300	68,367

Overall Satisfaction with Program



Satisfaction with Sask Polytech

Satisfied with the decision to attend Sask Polytech	Recommend program to others	Recommend Sask Polytech to others
95%	90%	96%

Satisfaction with Campus Facilities & Services

■ Satisfied
 ■ Dissatisfied
 ■ Not sure


Campus facilities



Campus activities



Instruction delivered



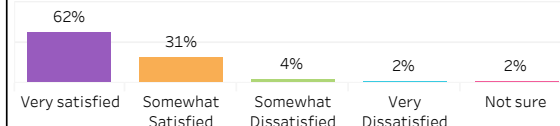
Student support services



Educational experience

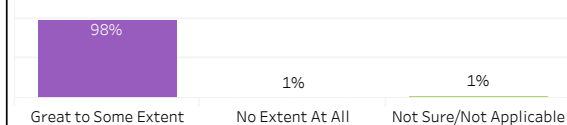


Relevance of Program to Field of Employment

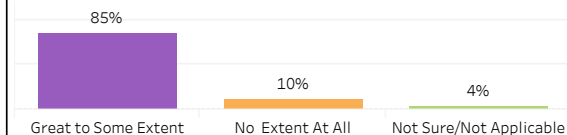


Program Benefits

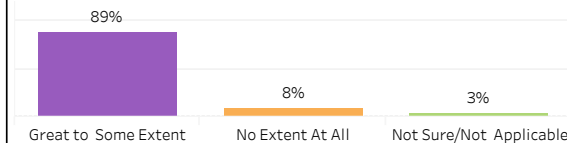
Skills and knowledge relevant in the workplace



Improved earning potential



Improved employment opportunities



Location of Current Residence

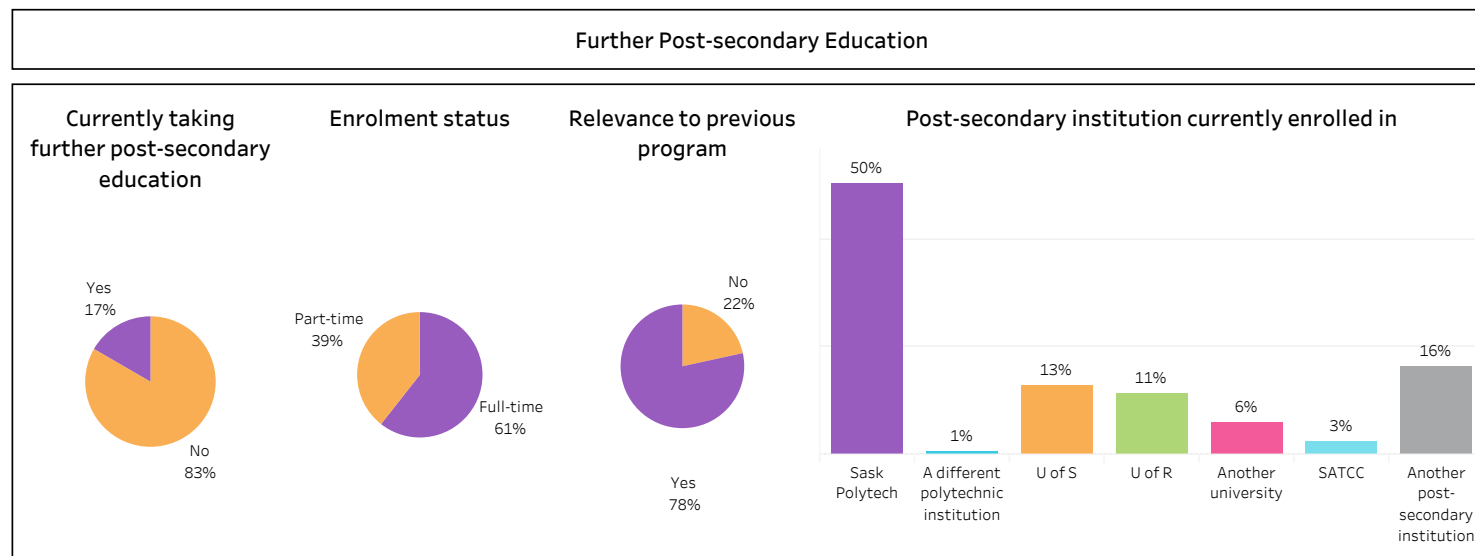
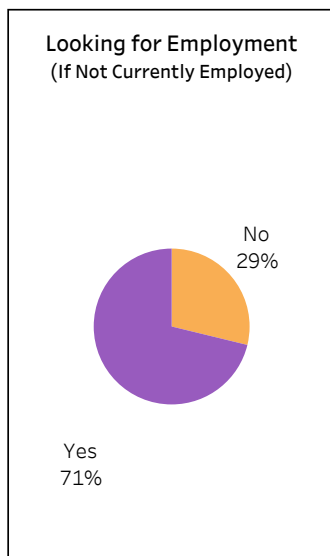
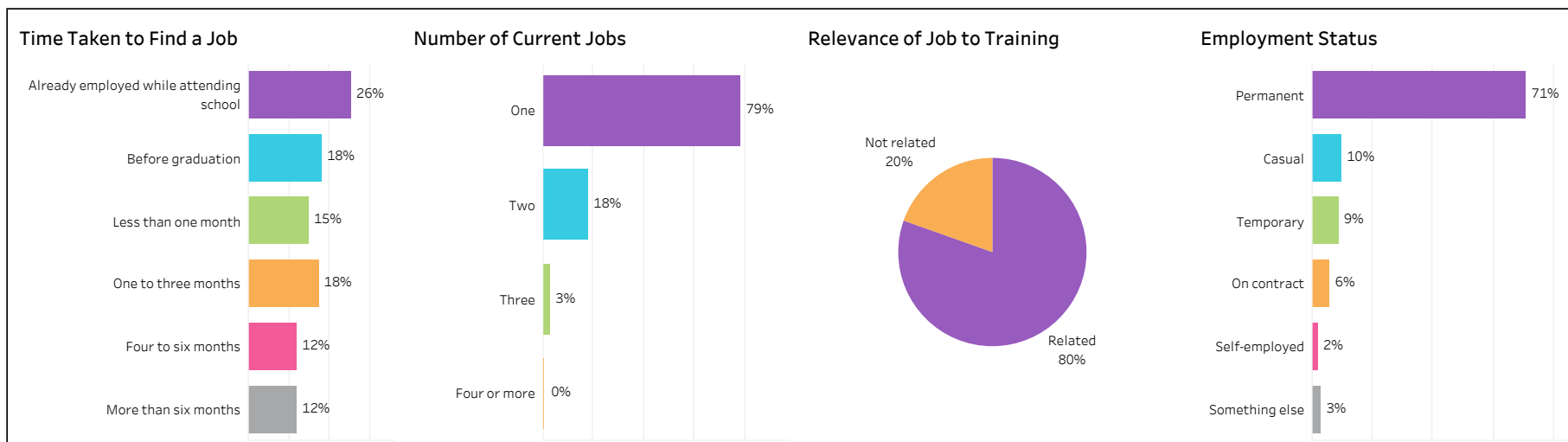
Saskatoon	Regina	Moose Jaw	Prince Albert	Elsewhere in Sask	Outside Sask
28%	22%	5%	9%	31%	5%



2017-18 Graduate Follow-up Survey

Campus: **All**; School: **All**; Program: **All**; Credential: **All**; Program Type: **All**

Number of Respondents:
2,592





2017-18 Graduate Follow-up Survey

Campus: **All**; School: **All**; Program: **All**; Credential: **All**; Program Type: **Base**

Number of Respondents:
1,469

Class of Graduates
2017-18

School
All

Campus
All

Program
All

Credential
All

Base/Con Ed/Brokered
Base

Indigenous
All

Overall Employment

Available Workforce	# of Grads Employed	Employment Rate	# of Full-time Employed	Full-time Employment Rate
1,379	1,305	95%	1,126	82%

Training Related Employment

Available Workforce	# of Grads Employed	Employment Rate	# of Full-time Employed Grads	Full-time Employment Rate
1,379	1,062	77%	945	69%

Location of Employment

Saskatoon	Regina	Moose Jaw	Prince Albert	Elsewhere in Sask	Outside Sask
30%	26%	5%	9%	23%	8%

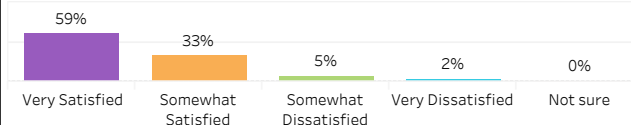
Average Annual Salary

Overall (\$)	50,103
Full-time Training Related (\$)	53,705

Salary by Location

	Overall (\$)	Full-time Training Related (\$)
Saskatoon	46,572	50,360
Regina	49,932	53,201
Moose Jaw	41,743	44,999
Prince Albert	41,937	47,386
Elsewhere in SK	57,013	61,489
Alberta	61,876	60,682
British Columbia	50,943	51,816
Manitoba	66,911	59,818
Ontario	47,437	50,053
Elsewhere in Canada	117,000	
Outside of Canada	54,300	68,367

Overall Satisfaction with Program



Satisfaction with Sask Polytech

Satisfied with the decision to attend Sask Polytech	Recommend program to others	Recommend Sask Polytech to others
95%	89%	96%

Satisfaction with Campus Facilities & Services

■ Satisfied
 ■ Dissatisfied
 ■ Not sure

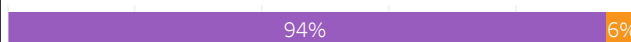
Campus facilities



Campus activities



Instruction delivered



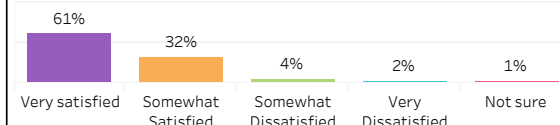
Student support services



Educational experience

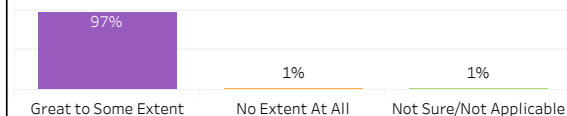


Relevance of Program to Field of Employment

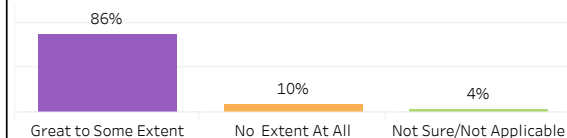


Program Benefits

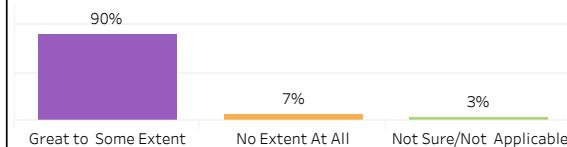
Skills and knowledge relevant in the workplace



Improved earning potential



Improved employment opportunities



Location of Current Residence

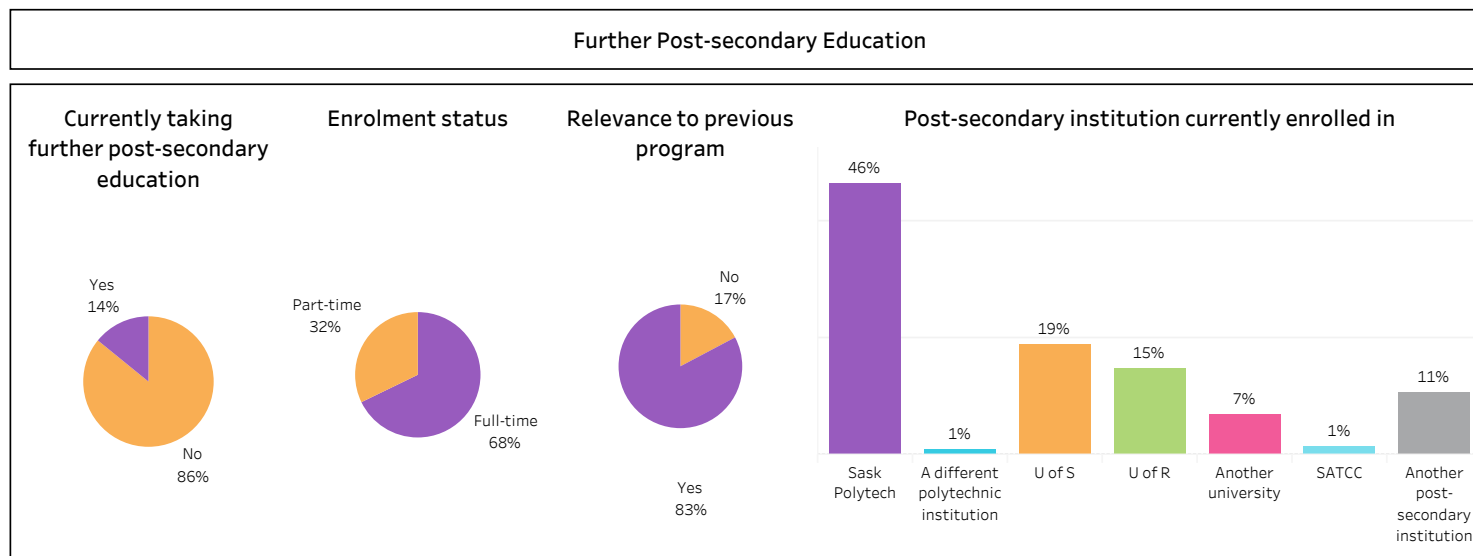
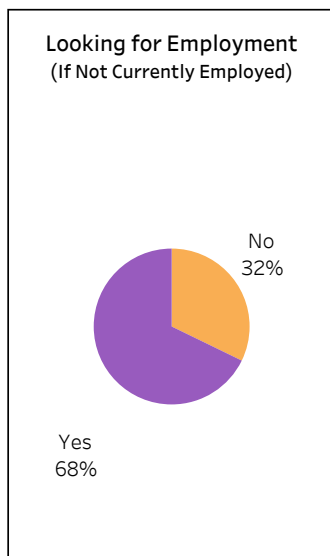
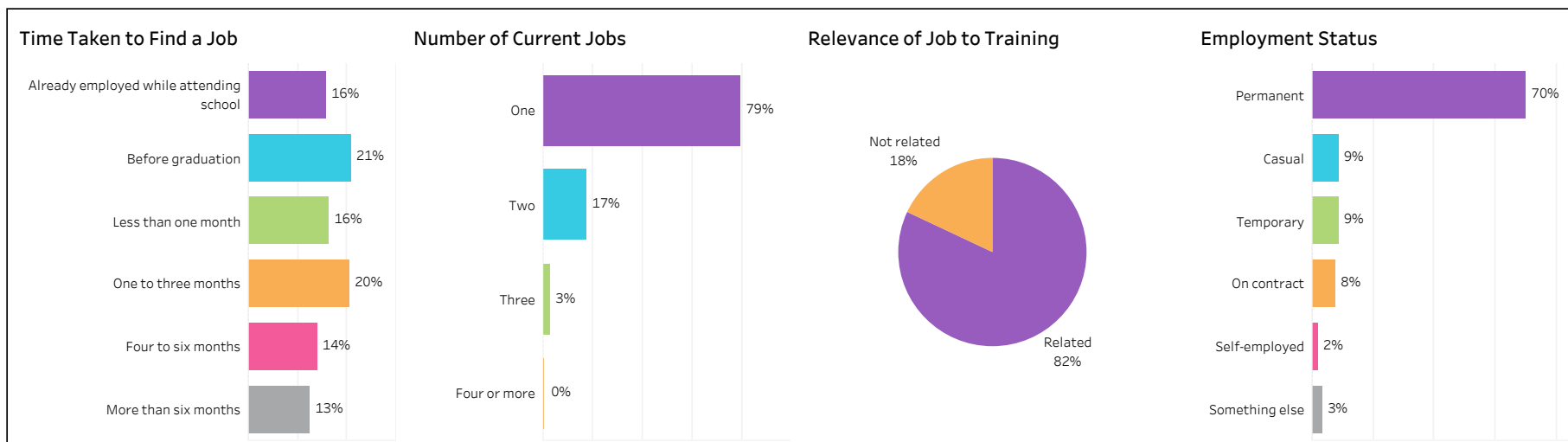
Saskatoon	Regina	Moose Jaw	Prince Albert	Elsewhere in Sask	Outside Sask
34%	26%	7%	11%	17%	6%



2017-18 Graduate Follow-up Survey

Campus: **All**; School: **All**; Program: **All**; Credential: **All**; Program Type: **Base**

Number of Respondents:
1,469





2017-18 Graduate Follow-up Survey

Campus: **All**; School: **All**; Program: **All**; Credential: **All**; Program Type: **Con Ed - Sask Polytech Delivered**

Number of Respondents:
646

Class of Graduates
2017-18

School
All

Campus
All

Program
All

Credential
All

Base/Con Ed/Brokered
Con Ed - Sask Polytech Delivered

Indigenous
All

Overall Employment

Available Workforce	# of Grads Employed	Employment Rate	# of Full-time Employed	Full-time Employment Rate
606	567	94%	485	80%

Training Related Employment

Available Workforce	# of Grads Employed	Employment Rate	# of Full-time Employed Grads	Full-time Employment Rate
606	448	74%	393	65%

Location of Employment

Saskatoon	Regina	Moose Jaw	Prince Albert	Elsewhere in Sask	Outside Sask
28%	26%	4%	7%	29%	5%

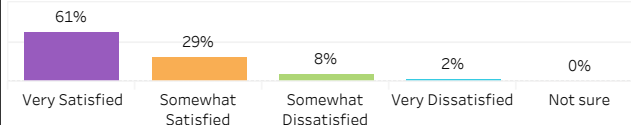
Average Annual Salary

Overall (\$)	49,631
Full-time Training Related (\$)	54,620

Salary by Location

	Overall (\$)	Full-time Training Related (\$)
Saskatoon	49,047	53,617
Regina	56,066	61,813
Moose Jaw	50,936	51,828
Prince Albert	41,110	48,712
Elsewhere in SK	45,426	49,744
Alberta	56,124	68,522
British Columbia	58,059	61,767
Manitoba	57,332	57,332
Ontario	47,000	
Elsewhere in Canada	31,465	35,474

Overall Satisfaction with Program



Satisfaction with Sask Polytech

Satisfied with the decision to attend Sask Polytech	Recommend program to others	Recommend Sask Polytech to others
95%	89%	96%

Satisfaction with Campus Facilities & Services

■ Satisfied
 ■ Dissatisfied
 ■ Not sure

Campus facilities



Campus activities



Instruction delivered



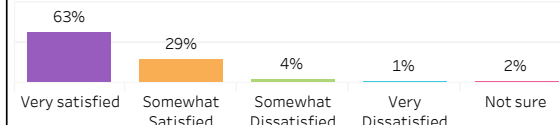
Student support services



Educational experience




Relevance of Program to Field of Employment

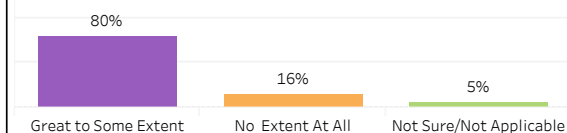


Program Benefits

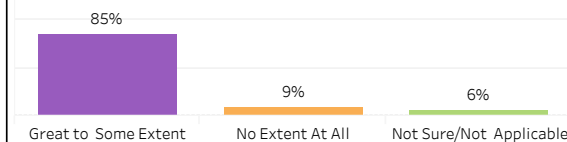
Skills and knowledge relevant in the workplace



Improved earning potential



Improved employment opportunities



Location of Current Residence

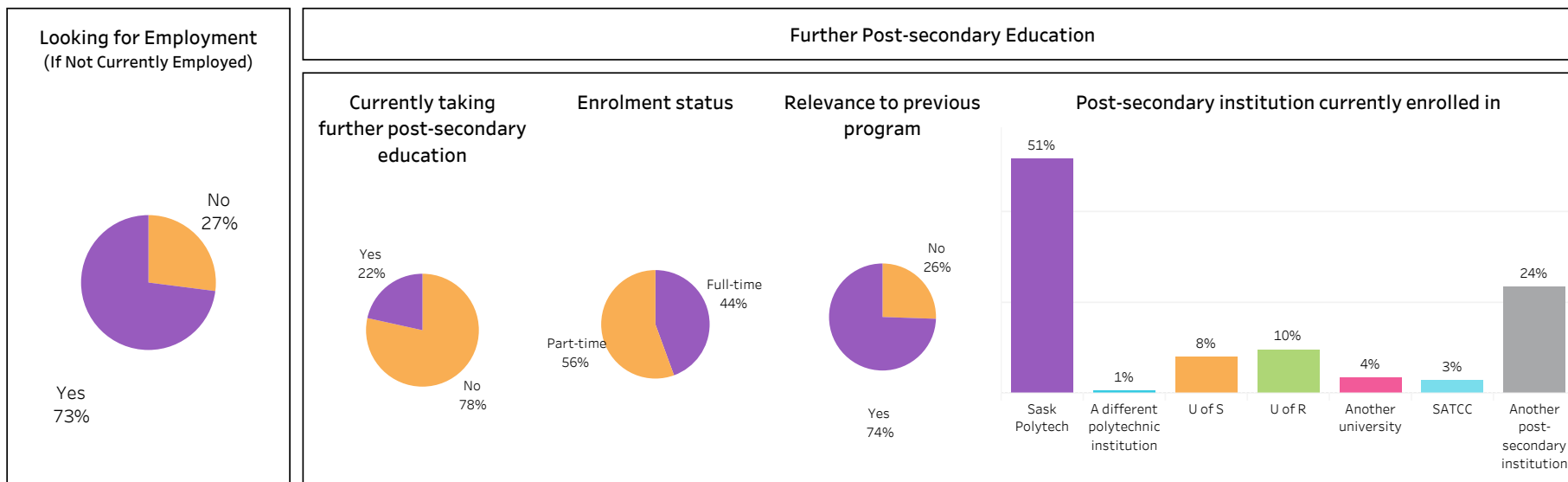
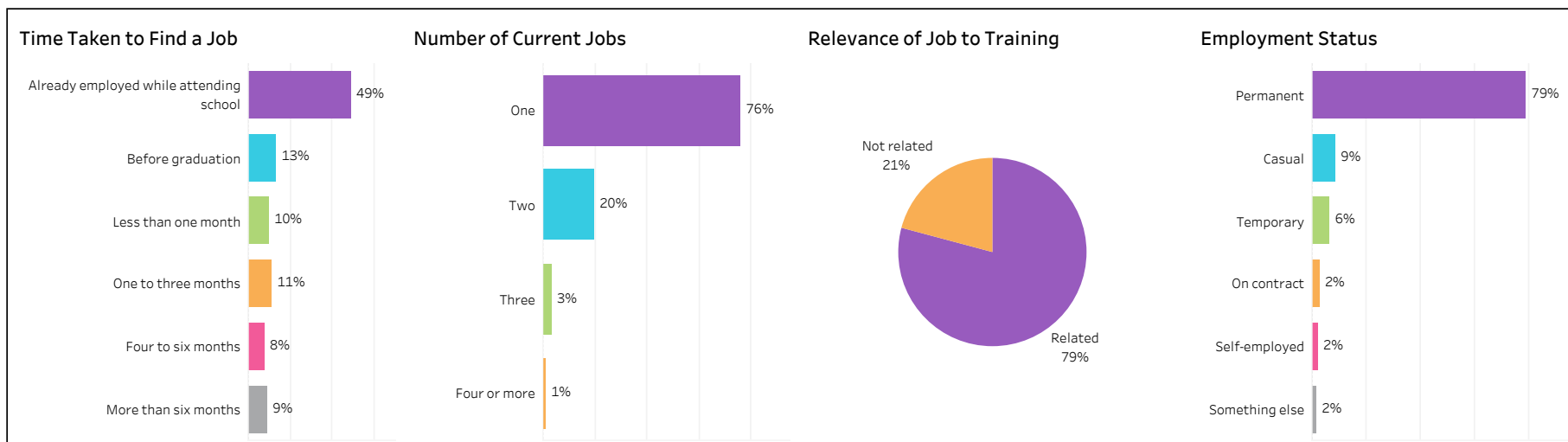
Saskatoon	Regina	Moose Jaw	Prince Albert	Elsewhere in Sask	Outside Sask
29%	24%	4%	8%	27%	6%



2017-18 Graduate Follow-up Survey

Campus: **All**; School: **All**; Program: **All**; Credential: **All**; Program Type: **Con Ed - Sask**
Polytech Delivered

Number of Respondents:
646





2017-18 Graduate Follow-up Survey

Campus: **All**; School: **All**; Program: **All**; Credential: **All**; Program Type: **Con Ed - Brokered**

Number of Respondents:
477

Class of Graduates
2017-18

School
All

Campus
All

Program
All

Credential
All

Base/Con Ed/Brokered
Con Ed - Brokered

Indigenous
All

Overall Employment

Available Workforce	# of Grads Employed	Employment Rate	# of Full-time Employed	Full-time Employment Rate
447	388	87%	316	71%

Training Related Employment

Available Workforce	# of Grads Employed	Employment Rate	# of Full-time Employed Grads	Full-time Employment Rate
447	297	66%	251	56%

Location of Employment

Saskatoon	Regina	Moose Jaw	Prince Albert	Elsewhere in Sask	Outside Sask
6%	7%	1%	2%	79%	5%

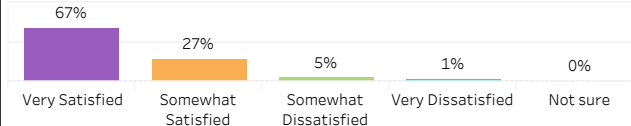
Average Annual Salary

Overall (\$)	44,529
Full-time Training Related (\$)	45,903

Salary by Location

	Overall (\$)	Full-time Training Related (\$)
Saskatoon	44,918	44,019
Regina	43,152	45,548
Moose Jaw	58,920	
Prince Albert	37,152	41,428
Elsewhere in SK	44,443	45,710
Alberta	53,647	57,896
British Columbia		
Manitoba	49,121	49,121
Ontario	31,200	

Overall Satisfaction with Program




Satisfaction with Sask Polytech

Satisfied with the decision to attend Sask Polytech	Recommend program to others	Recommend Sask Polytech to others
96%	93%	96%

Satisfaction with Campus Facilities & Services

■ Satisfied
 ■ Dissatisfied
 ■ Not sure

Campus facilities



Campus activities



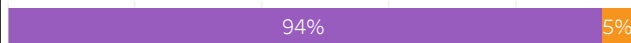
Instruction delivered



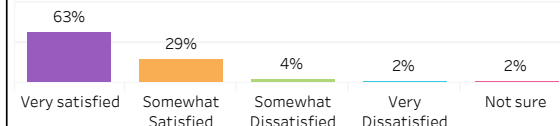
Student support services



Educational experience

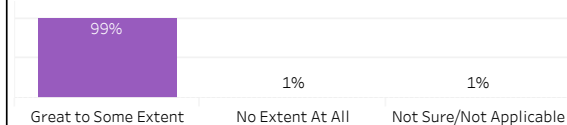


Relevance of Program to Field of Employment

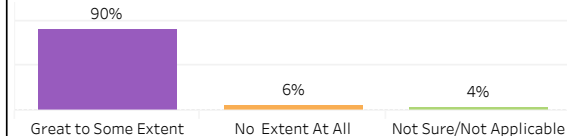


Program Benefits

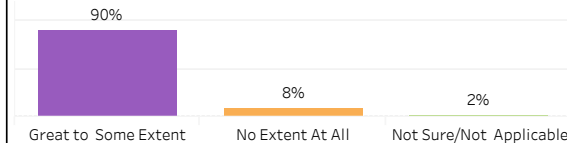
Skills and knowledge relevant in the workplace



Improved earning potential



Improved employment opportunities



Location of Current Residence

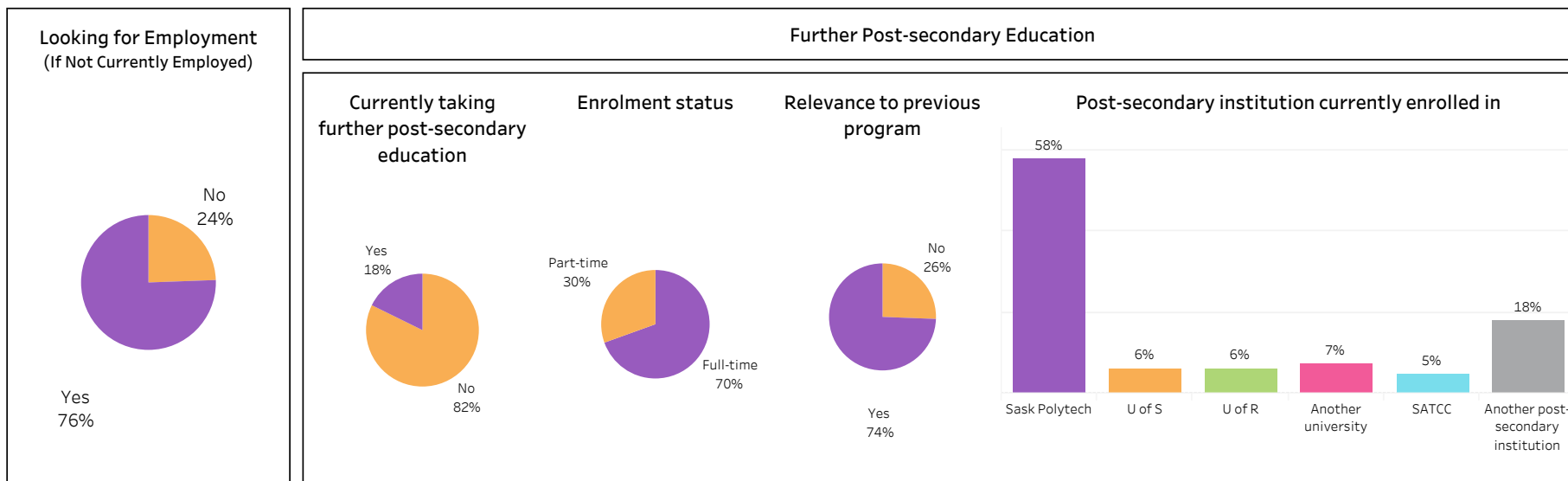
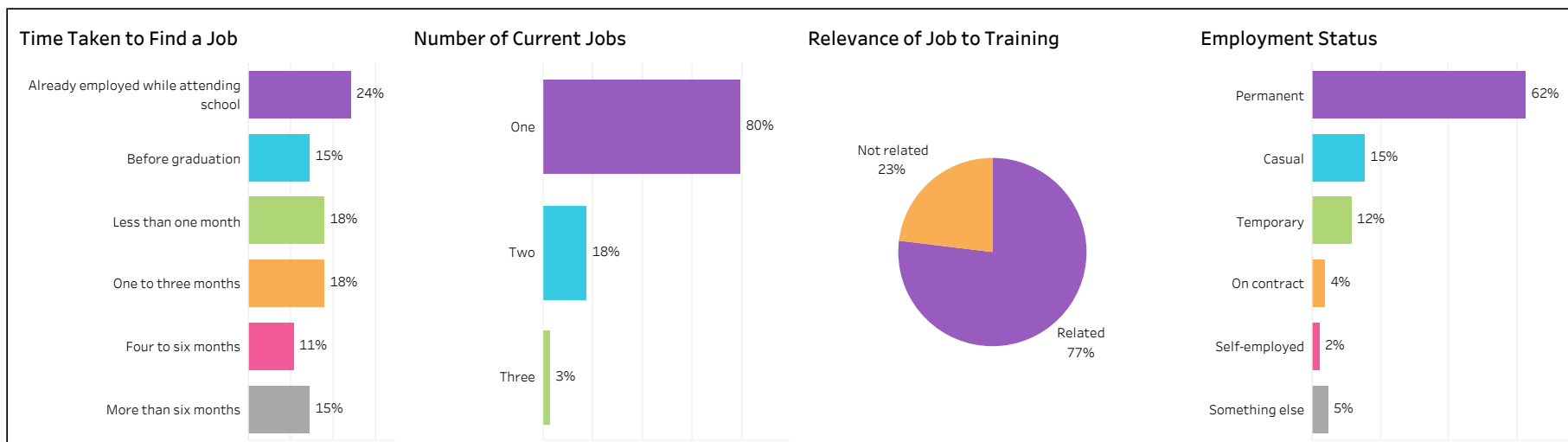
Saskatoon	Regina	Moose Jaw	Prince Albert	Elsewhere in Sask	Outside Sask
8%	7%	1%	3%	79%	3%



2017-18 Graduate Follow-up Survey

Campus: **All**; School: **All**; Program: **All**; Credential: **All**; Program Type: **Con Ed - Brokered**

Number of Respondents:
477





2017-18 Graduate Follow-up Survey

Campus: **All**; School: **All**; Program: **All**; Credential: **All**; Program Type: **All**

Number of Respondents:
456

Class of Graduates
2017-18

School
All

Campus
All

Program
All

Credential
All

Base/Con Ed/Brokered
All

Indigenous
Indigenous

Overall Employment

Available Workforce	# of Grads Employed	Employment Rate	# of Full-time Employed	Full-time Employment Rate
407	343	84%	288	71%

Training Related Employment

Available Workforce	# of Grads Employed	Employment Rate	# of Full-time Employed Grads	Full-time Employment Rate
407	256	63%	217	53%

Location of Employment

Saskatoon	Regina	Moose Jaw	Prince Albert	Elsewhere in Sask	Outside Sask
21%	14%	2%	17%	41%	5%

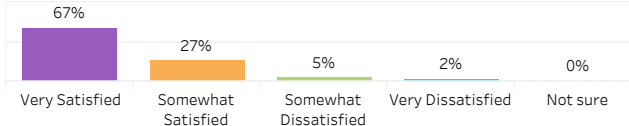
Average Annual Salary

Overall (\$)	45,638
Full-time Training Related (\$)	49,188

Salary by Location

	Overall (\$)	Full-time Training Related (\$)
Saskatoon	42,648	46,896
Regina	47,579	48,173
Moose Jaw	32,068	40,207
Prince Albert	36,684	42,162
Elsewhere in SK	47,903	52,466
Alberta	66,441	62,270
British Columbia	18,200	
Manitoba	57,825	37,100
Ontario	65,000	65,000
Elsewhere in Canada	76,237	35,474
Outside of Canada	130,000	130,000

Overall Satisfaction with Program



Satisfaction with Sask Polytech

Satisfied with the decision to attend Sask Polytech	Recommend program to others	Recommend Sask Polytech to others
96%	91%	97%

Satisfaction with Campus Facilities & Services

■ Satisfied
 ■ Dissatisfied
 ■ Not sure

Campus facilities



Campus activities



Instruction delivered



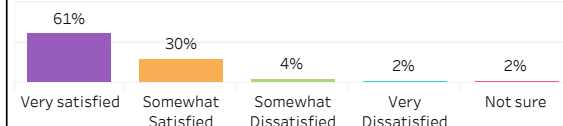
Student support services



Educational experience




Relevance of Program to Field of Employment

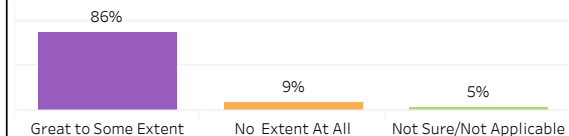


Program Benefits

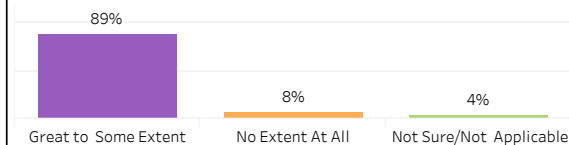
Skills and knowledge relevant in the workplace



Improved earning potential



Improved employment opportunities



Location of Current Residence

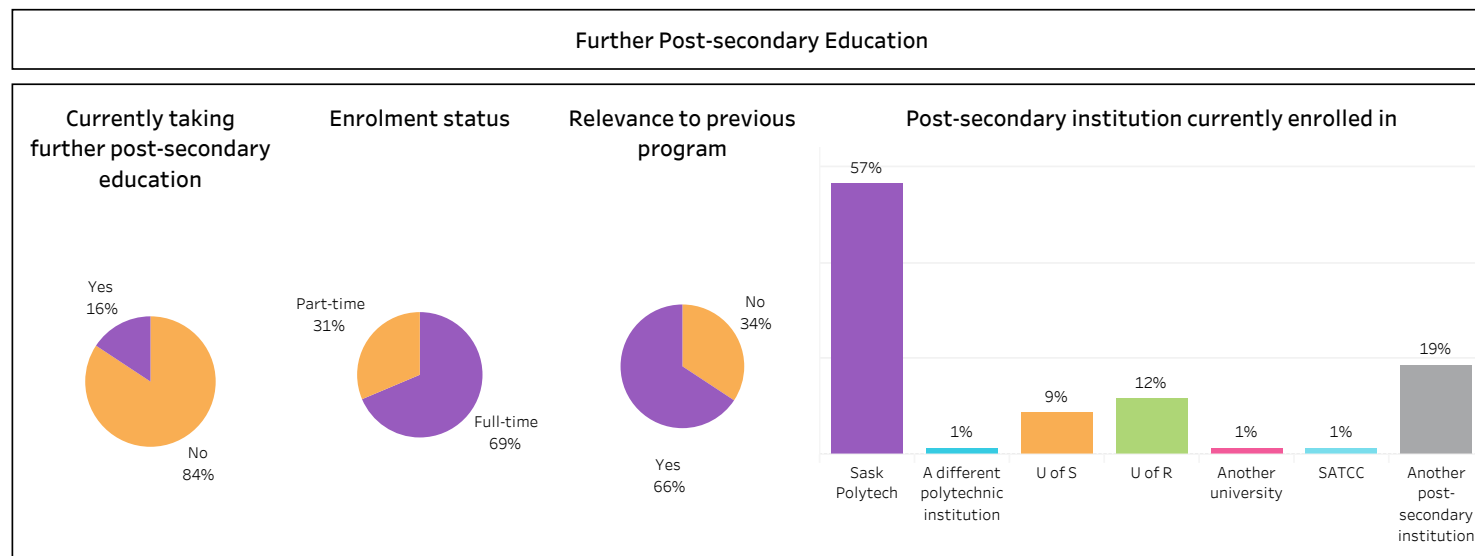
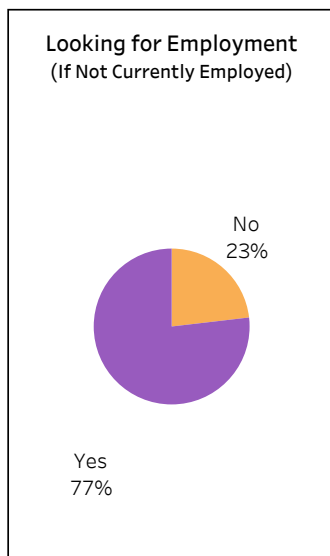
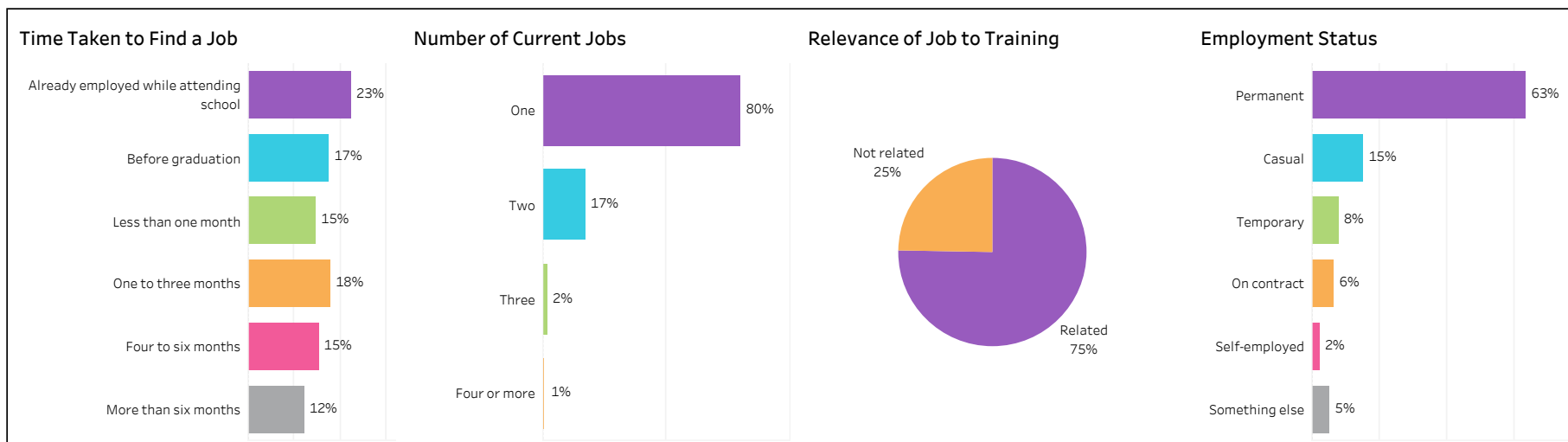
Saskatoon	Regina	Moose Jaw	Prince Albert	Elsewhere in Sask	Outside Sask
22%	14%	2%	20%	39%	3%



2017-18 Graduate Follow-up Survey

Campus: **All**; School: **All**; Program: **All**; Credential: **All**; Program Type: **All**

Number of Respondents:
456





2017-18 Graduate Follow-up Survey

Campus: **All**; School: **All**; Program: **All**; Credential: **All**; Program Type: **Base**

Number of Respondents:
215

Class of Graduates
2017-18

School
All

Campus
All

Program
All

Credential
All

Base/Con Ed/Brokered
Base

Indigenous
Indigenous

Overall Employment

Available Workforce	# of Grads Employed	Employment Rate	# of Full-time Employed	Full-time Employment Rate
194	173	89%	147	76%

Training Related Employment

Available Workforce	# of Grads Employed	Employment Rate	# of Full-time Employed Grads	Full-time Employment Rate
194	130	67%	111	57%

Location of Employment

Saskatoon	Regina	Moose Jaw	Prince Albert	Elsewhere in Sask	Outside Sask
28%	15%	4%	19%	29%	6%

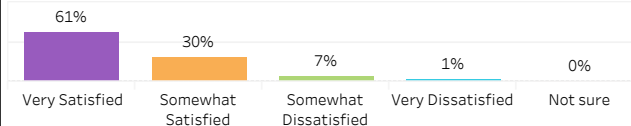
Average Annual Salary

Overall (\$)	49,430
Full-time Training Related (\$)	53,110

Salary by Location

	Overall (\$)	Full-time Training Related (\$)
Saskatoon	42,981	47,760
Regina	50,390	54,724
Moose Jaw	32,068	40,207
Prince Albert	33,254	36,732
Elsewhere in SK	60,766	66,336
Alberta	70,538	46,540
British Columbia	18,200	
Manitoba	78,990	37,981
Ontario	65,000	65,000
Elsewhere in Canada	117,000	
Outside of Canada	130,000	130,000

Overall Satisfaction with Program



Satisfaction with Sask Polytech

Satisfied with the decision to attend Sask Polytech	Recommend program to others	Recommend Sask Polytech to others
96%	89%	96%

Satisfaction with Campus Facilities & Services

■ Satisfied
 ■ Dissatisfied
 ■ Not sure

Campus facilities



Campus activities



Instruction delivered



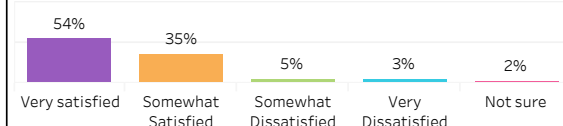
Student support services



Educational experience

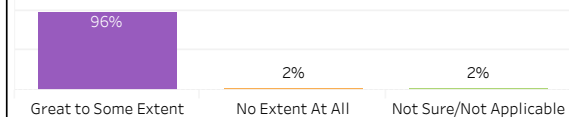


Relevance of Program to Field of Employment

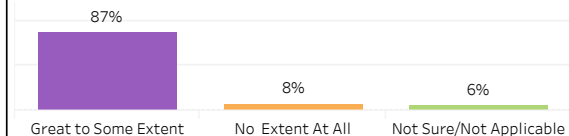


Program Benefits

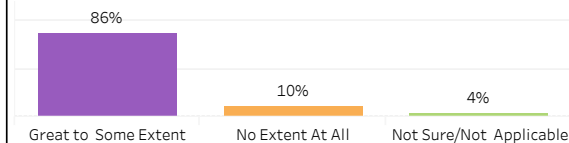
Skills and knowledge relevant in the workplace



Improved earning potential



Improved employment opportunities



Location of Current Residence

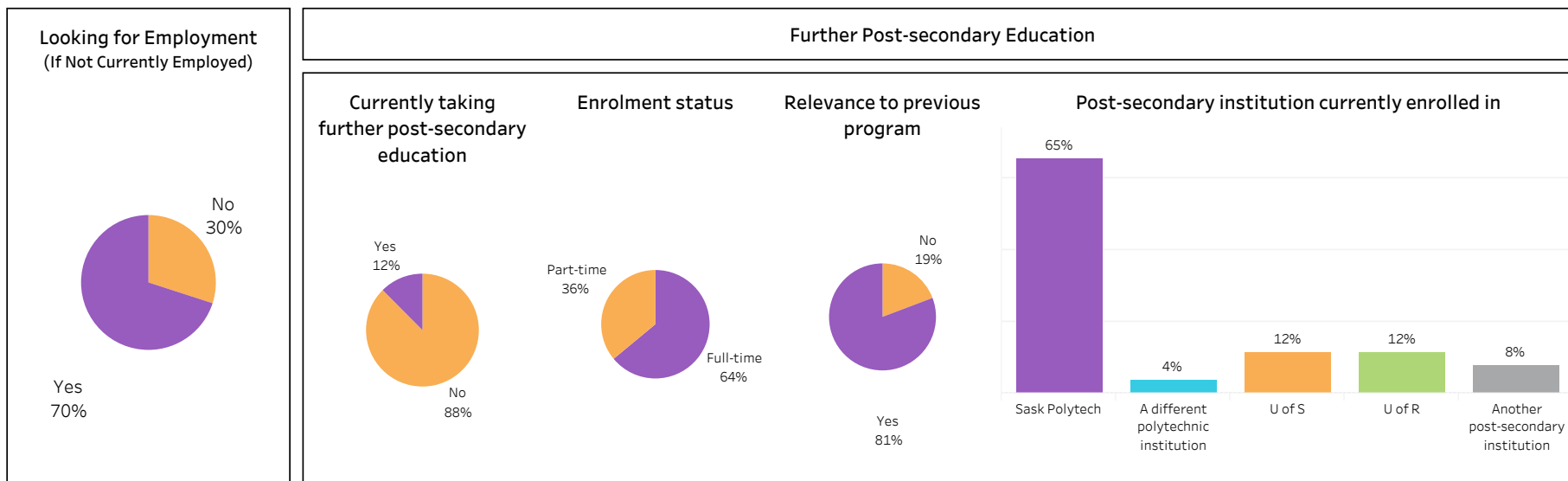
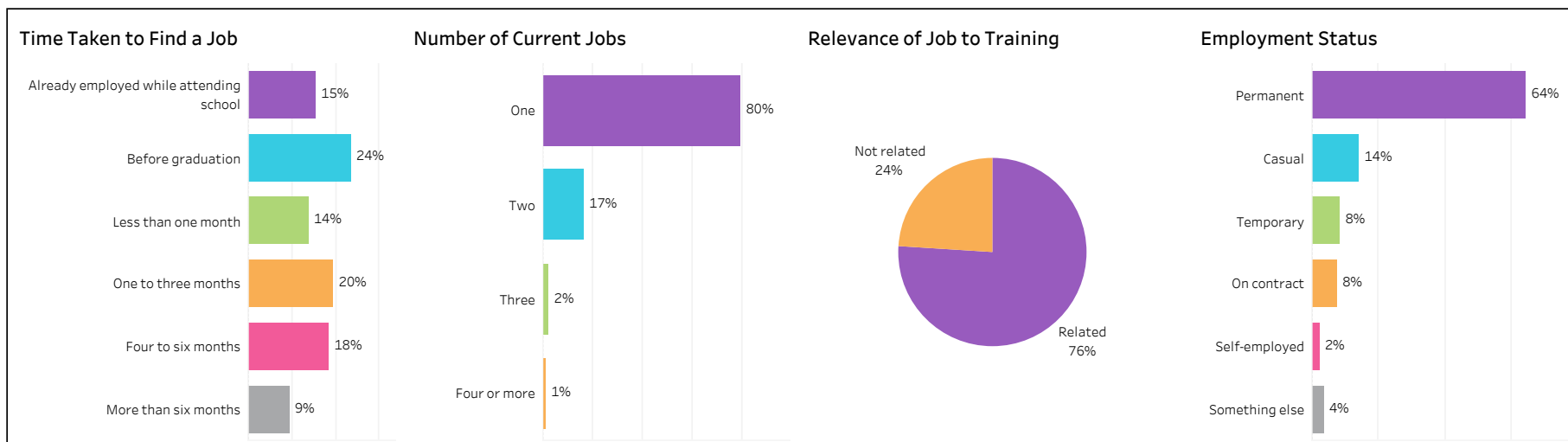
Saskatoon	Regina	Moose Jaw	Prince Albert	Elsewhere in Sask	Outside Sask
30%	17%	4%	26%	21%	2%



2017-18 Graduate Follow-up Survey

Campus: **All**; School: **All**; Program: **All**; Credential: **All**; Program Type: **Base**

Number of Respondents:
215





2017-18 Graduate Follow-up Survey

Campus: **All**; School: **All**; Program: **All**; Credential: **All**; Program Type: **Con Ed - Sask Polytech Delivered**

Number of Respondents:
102

Class of Graduates
2017-18

School
All

Campus
All

Program
All

Credential
All

Base/Con Ed/Brokered
Con Ed - Sask Polytech Delivered

Indigenous
Indigenous

Overall Employment

Available Workforce	# of Grads Employed	Employment Rate	# of Full-time Employed	Full-time Employment Rate
88	75	85%	63	72%

Training Related Employment

Available Workforce	# of Grads Employed	Employment Rate	# of Full-time Employed Grads	Full-time Employment Rate
88	57	65%	48	55%

Location of Employment

Saskatoon	Regina	Moose Jaw	Prince Albert	Elsewhere in Sask	Outside Sask
23%	19%	0%	29%	22%	7%

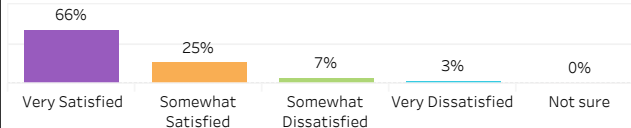
Average Annual Salary

Overall (\$)	44,124
Full-time Training Related (\$)	47,957

Salary by Location

	Overall (\$)	Full-time Training Related (\$)
Saskatoon	35,968	42,204
Regina	49,420	44,799
Prince Albert	41,247	51,055
Elsewhere in SK	51,894	54,577
Alberta	52,468	78,000
Manitoba	36,660	36,660
Elsewhere in Canada	35,474	35,474

Overall Satisfaction with Program



Satisfaction with Sask Polytech

Satisfied with the decision to attend Sask Polytech	Recommend program to others	Recommend Sask Polytech to others
96%	89%	95%

Satisfaction with Campus Facilities & Services

■ Satisfied
 ■ Dissatisfied
 ■ Not sure

Campus facilities



Campus activities



Instruction delivered



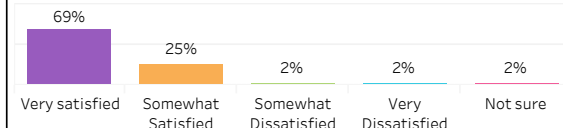
Student support services



Educational experience

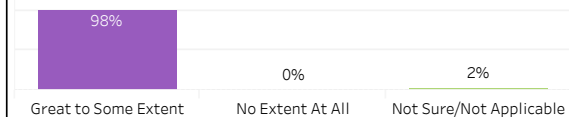


Relevance of Program to Field of Employment

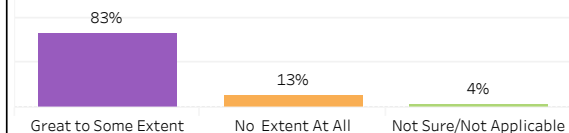


Program Benefits

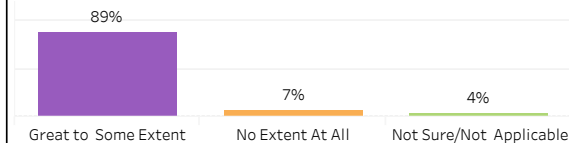
Skills and knowledge relevant in the workplace



Improved earning potential



Improved employment opportunities



Location of Current Residence

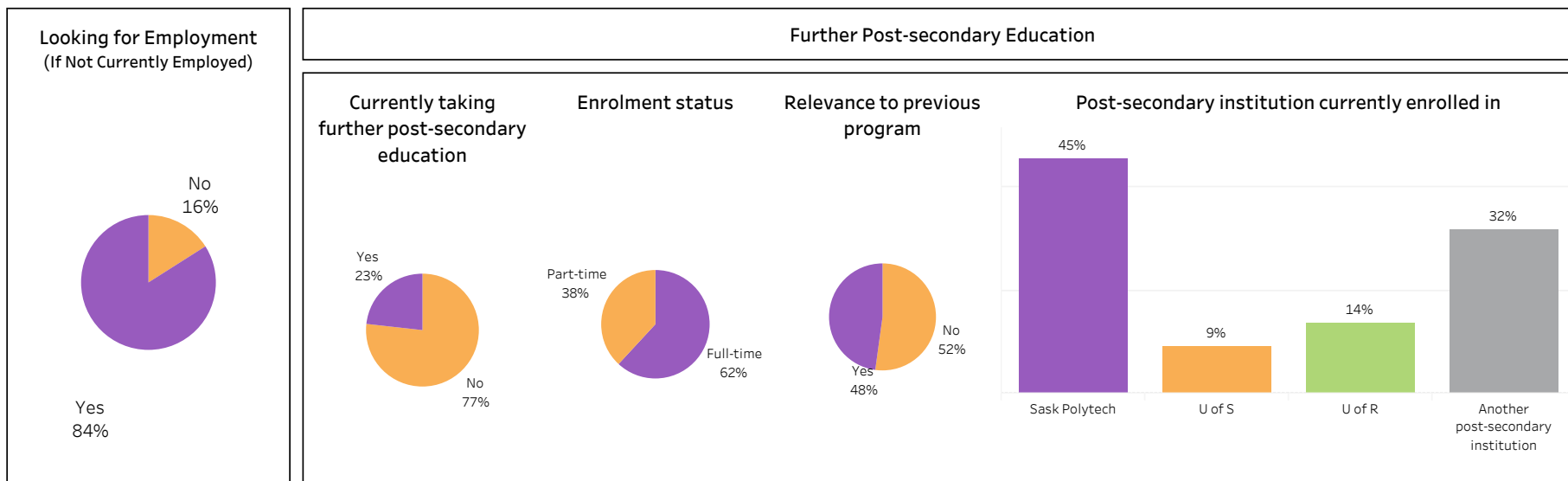
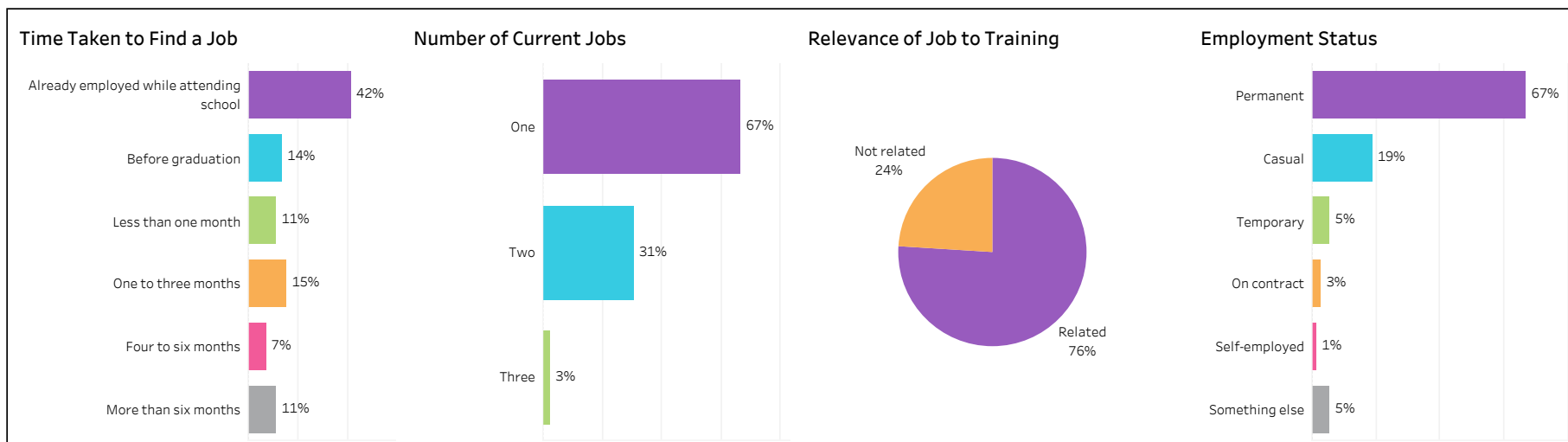
Saskatoon	Regina	Moose Jaw	Prince Albert	Elsewhere in Sask	Outside Sask
24%	17%	1%	31%	21%	7%



2017-18 Graduate Follow-up Survey

Campus: **All**; School: **All**; Program: **All**; Credential: **All**; Program Type: **Con Ed - Sask**
Polytech Delivered

Number of Respondents:
102





2017-18 Graduate Follow-up Survey

Campus: **All**; School: **All**; Program: **All**; Credential: **All**; Program Type: **Con Ed - Brokered**

Number of Respondents:
139

Class of Graduates
2017-18

School
All

Campus
All

Program
All

Credential
All

Base/Con Ed/Brokered
Con Ed - Brokered

Indigenous
Indigenous

Overall Employment

Available Workforce	# of Grads Employed	Employment Rate	# of Full-time Employed	Full-time Employment Rate
125	95	76%	78	62%

Training Related Employment

Available Workforce	# of Grads Employed	Employment Rate	# of Full-time Employed Grads	Full-time Employment Rate
125	69	55%	58	46%

Location of Employment

Saskatoon	Regina	Moose Jaw	Prince Albert	Elsewhere in Sask	Outside Sask
9%	9%	0%	3%	77%	2%

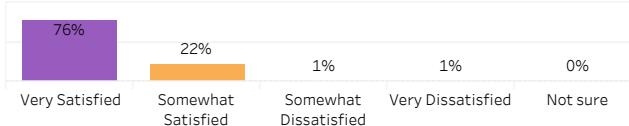
Average Annual Salary

Overall (\$)	39,208
Full-time Training Related (\$)	41,531

Salary by Location

	Overall (\$)	Full-time Training Related (\$)
Saskatoon	56,008	52,140
Regina	33,779	34,472
Prince Albert	32,933	41,600
Elsewhere in SK	37,257	39,782
Alberta	78,000	78,000
Manitoba		

Overall Satisfaction with Program



Satisfaction with Sask Polytech

Satisfied with the decision to attend Sask Polytech	Recommend program to others	Recommend Sask Polytech to others
98%	96%	99%

Satisfaction with Campus Facilities & Services

■ Satisfied
 ■ Dissatisfied
 ■ Not sure

Campus facilities



Campus activities



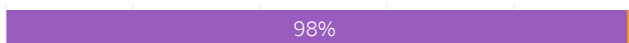
Instruction delivered



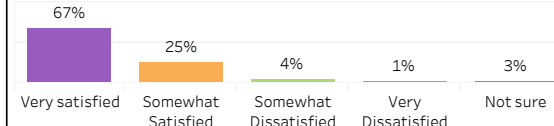
Student support services



Educational experience

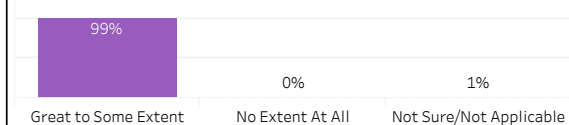


Relevance of Program to Field of Employment

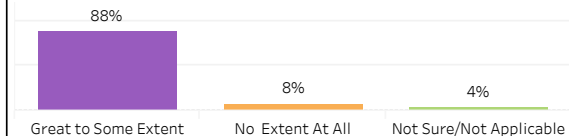


Program Benefits

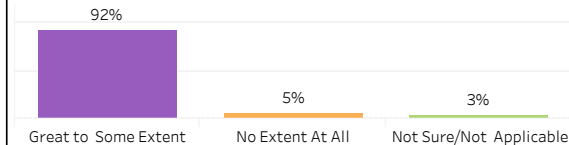
Skills and knowledge relevant in the workplace



Improved earning potential



Improved employment opportunities



Location of Current Residence

Saskatoon	Regina	Prince Albert	Elsewhere in Sask	Outside Sask
9%	7%	3%	79%	1%



2017-18 Graduate Follow-up Survey

Campus: **All**; School: **All**; Program: **All**; Credential: **All**; Program Type: **Con Ed - Brokered**

Number of Respondents:
139

