



2016-17 Graduate Follow-up Survey Results

Institutional Research and Analysis

Introduction

Saskatchewan Polytechnic annually surveys its graduates in certificate, diploma, and degree programs to determine their employment status six months to a year after graduation.

Graduates are asked to report on their employment status, employment in a training related occupation, location of employment, overall satisfaction with the program, as well as satisfaction with preparedness for employment in a training related field.

The survey was conducted between January and April of 2018. Of the 3,934 graduates in 2016-17, 2,588 completed the survey, resulting in a response rate of 66%.

Data Limitation

At institution level, the results from this survey are very reliable with a margin of error of +/- 1.1% at 95% confidence level. However, results at program level may not be statistically reliable due to small sample size. Caution is needed when interpreting the results.



2016-17 Graduate Followup Survey Results - Program Pages

Table of Contents

	Page
School of Business	1
Overall School of Business Results	2
Overall School of Business Base Program Results	4
Overall School of Business Con Ed - Brokered Program Results	6
Overall School of Business Con Ed - Sask Polytech Delivered Program Results	8
Accounting	10
Applied Project Management	12
Business	14
Business Accountancy	32
Business Financial Services	36
Business Human Resources	38
Business Management	44
Business Marketing	51
Human Resources Management	54
Office Administration	56
School of Construction	73
Overall School of Construction Results	74
Overall School of Construction Base Program Results	76
Overall School of Construction Con Ed - Brokered Program Results	78
Overall School of Construction Con Ed - Sask Polytech Delivered Program Results	80
Architectural Technologies	82
Carpentry	84
Electrician	90
Leadership Skills	100
Plumbing and Pipefitting	102
Refrigeration and Air Conditioning	104
School of Health Sciences	106
Overall School of Health Sciences Results	107
Overall School of Health Sciences Base Program Results	109
Overall School of Health Sciences Con Ed - Brokered Programs Results	111
Overall School of Health Sciences Con Ed - Sask Polytech Delivered Program Results	113



2016-17 Graduate Followup Survey Results - Program Pages

Table of Contents

	Page
Addictions Counselling	115
Advanced Care Paramedic	117
Combined Lab and X-Ray Technology	121
Continuing Care Assistant	123
Cytotechnology	141
Dental Assisting	143
Dental Hygiene	145
Health Information Management	147
Medical Laboratory Assistant	151
Medical Laboratory Technology	153
Medical Radiologic Technology	155
Pharmacy Technician	157
Phlebotomy	160
Primary Care Paramedic	161
Therapeutic Recreation	167
Veterinary Technology	171
School of Hospitality & Tourism	173
Overall School of Hospitality & Tourism Results	174
Overall School of Hospitality & Tourism Base Program Results	176
Overall School of Hospitality & Tourism Con Ed - Brokered Program Results	178
Overall School of Hospitality & Tourism Con Ed - Sask Polytech Delivered Program Results	180
Culinary Arts	182
Food and Beverage Service	184
Food and Nutrition Management	186
Food Service Cook	188
Hotel and Restaurant Management	194
Institutional Cooking	196
Professional Cooking	198
Retail Meat Specialist	204
School of Human Services & Community Safety	206
Overall School of Human Services & Community Safety Results	207



2016-17 Graduate Followup Survey Results - Program Pages

Table of Contents

	Page
Overall School of Human Services & Community Safety Base Program Results	209
Overall School of Human Services & Community Safety Con Ed - Brokered Program Results	211
Overall School of Human Services & Community Safety Con Ed - Sask Polytech Delivered Program Results	213
Aboriginal Policing Preparation	215
Correctional Studies	221
Court Services Administrator	223
Disability Support Worker	229
Early Childhood Education	233
Educational Assistant	257
Esthetician	263
Funeral Service	265
Hairstylist	267
Occupational Health & Safety Practitioner	271
Security Officer	275
Youth Care Worker	279
School of Information & Communications Technology	289
Overall School of Information & Communications Results	290
Business Information Systems	292
Computer Networking Technician	294
Computer Systems Technology	296
Dynamic Web Development	298
Graphic Communications	300
Interactive Media Production	302
Library & Information Technology	304
Media Arts Production	306
New Media Communications	308
Telecommunications & Networking Technician	312
Web Site Design & Development	314
School of Mining, Energy & Manufacturing	316
Overall School of Mining, Energy & Manufacturing Results	317
Overall School of Mining, Energy & Manufacturing Base Program Results	319



2016-17 Graduate Followup Survey Results - Program Pages

Table of Contents

	Page
Overall School of Mining, Energy & Manufacturing Con Ed - Brokered Program Results	321
Overall School of Mining, Energy & Manufacturing Con Ed - Sask Polytech Delivered Program Results	323
Building Systems Technician	325
CAD/CAM Engineering Technology	327
Chemical Technology	329
Computer Engineering Technology	331
Electrical Engineering Technology	335
Electronic Systems Engineering Technology	339
Electronics Technician	341
Engineering Design & Drafting Technology	343
Fabricator - Welder	345
Geomatics & Surveying Engineering Technology	347
Industrial Mechanics	349
Instrumentation Engineering Technology	357
Machinist	359
Mechanical Engineering Technology	363
Mining Engineering Technology	365
Welding	367
School of Natural Resources & Built Environment	385
Overall School of Natural Resources & Built Environment Results	386
Overall School of Natural Resources & Built Environment Base Program Results	388
Overall School of Natural Resources & Built Environment Con Ed - Brokered Program Results	390
Overall School of Natural Resources & Built Environment Con Ed - Sask Polytech Delivered Program Results	392
BioScience Technology	394
Civil Engineering Technologies	396
Civil Technician	398
Environmental Engineering Technology	402
GIS for Resource Management	404
Integrated Resource Management	406
Resource & Environmental Law	408
Water & Wastewater Technician	410



2016-17 Graduate Followup Survey Results - Program Pages

Table of Contents

	Page
School of Nursing	412
Overall School of Nursing Results	413
Overall School of Nursing Base Program Results	415
Overall School of Nursing Con Ed - Brokered Program Results	417
Overall School of Nursing Con Ed - Sask Polytech Delivered Program Results	419
Critical Care Nursing	421
Diabetes Education for Health Care Professionals	423
Diabetes Education for Health Care Providers	425
Emergency Nursing	427
Medical Device Reprocessing Technician	429
Orientation to Nursing in Canada for Internationally Educated Nurses	431
Perioperative Nursing LPN	435
Perioperative Nursing RN	437
Practical Nursing	439
Psychiatric Nursing	449
School of Transportation	451
Overall School of Transportation Results	452
Overall School of Transportation Base Program Results	454
Overall School of Transportation Con Ed - Brokered Program Results	456
Overall School of Transportation Con Ed - Sask Polytech Program Results	458
Agricultural Equipment Technician	460
Agricultural Machinery Technician	466
Auto Body Technician	468
Automotive Service Technician	472
Commercial Pilot	476
Heavy Equipment Operator	478
Heavy Equipment & Truck & Transport	480
Multi-Mechanical Trades	486
Parts Management Technician	488
Power Sports Equipment Technician	490
Tri-Trades, Heavy Equipment, Truck & Transport and Automotive Service Technician	492



2016-17 Graduate Followup Survey Results - Program Pages Table of Contents

Warehouse Worker

Page
494

School of Business



2016-17 Graduate Follow-up Survey: Survey Summary (1/2)

All Campuses, Business, All Programs,
All Credentials, Base and Con Ed

Gender
☒ Female
☒ Gender Unknown
☒ Male

Citizenship
☒ Canadian
☒ Citizenship Unknown
☒ Permanent Resident
☒ Student Visa

Indigenous
☒ Indigenous
☒ Non-Indigenous

Number of Respondents: 422

Overall Employment

Available Workforce	# of Grads Employed	Employment Rate	# of Full-time Grads	Full-time Employment Rate
382	362	95%	308	81%

Training Related Employment

Available Workforce	# of Training Related Grads	Employment Rate	# of Full-time Grads	Full-time Employment Rate
382	250	65%	225	59%

Location of Employment

Saskatoon	Regina	Moose Jaw	Prince Albert	Elsewhere in Sask	Outside Sask
20%	29%	10%	6%	32%	4%

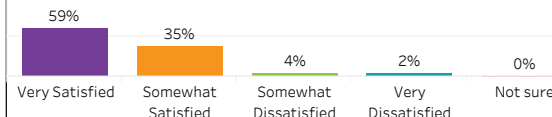
Average Salary

Overall	\$41,089
Full-time Training Related	\$46,887

Salary by Location

	Overall	Full-time Training Related
Saskatoon	43,065	51,266
Regina	42,078	46,322
Moose Jaw	31,945	42,829
Prince Albert	34,630	37,710
Elsewhere in SK	44,300	48,272
Alberta	31,845	
British Columbia	26,713	
Manitoba	28,517	31,200
Ontario	54,080	54,080
Elsewhere in Canada	22,798	25,212

Overall Satisfaction with the Program



Satisfaction with Sask Polytech

Satisfied with the decision to attend Saskpolytech	Recommend program to others	Recommend Saskpolytech to others
93%	90%	93%

Satisfaction with Campus Facilities & Services

% Satisfied % Dissatisfied % Not sure

Campus facilities



Campus activities



Instruction delivered



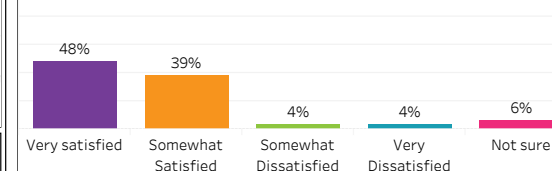
Student support services



Educational experience

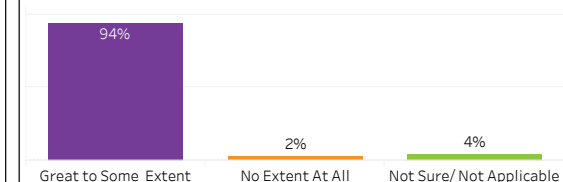


Relevance of Program to the Field of Employment

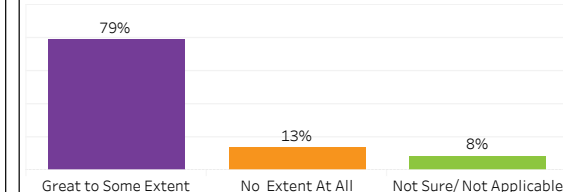


Program Benefits

Skills and knowledge relevant in the workplace



Improved earning potential



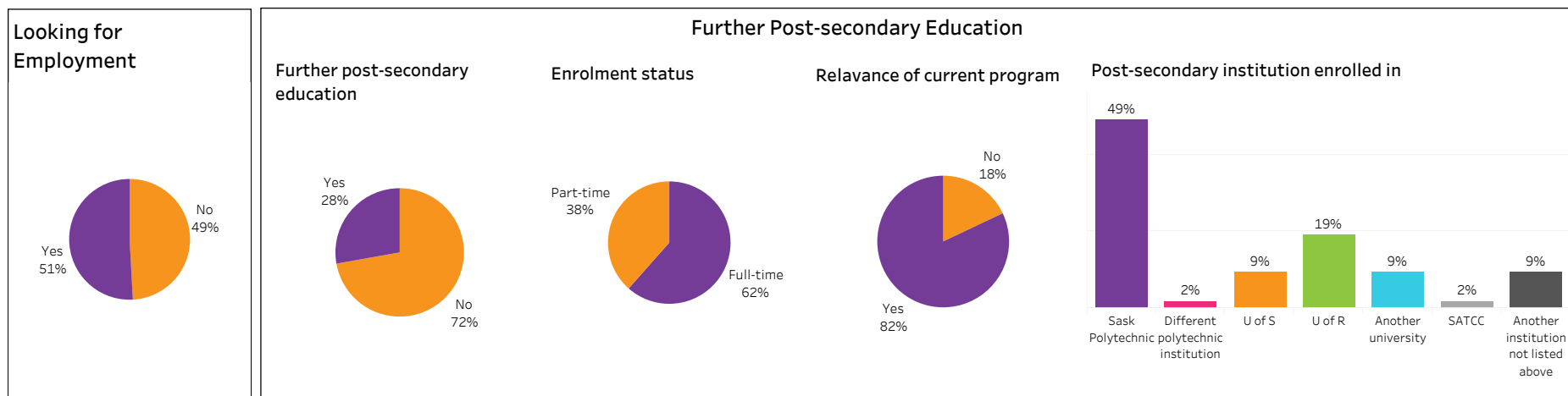
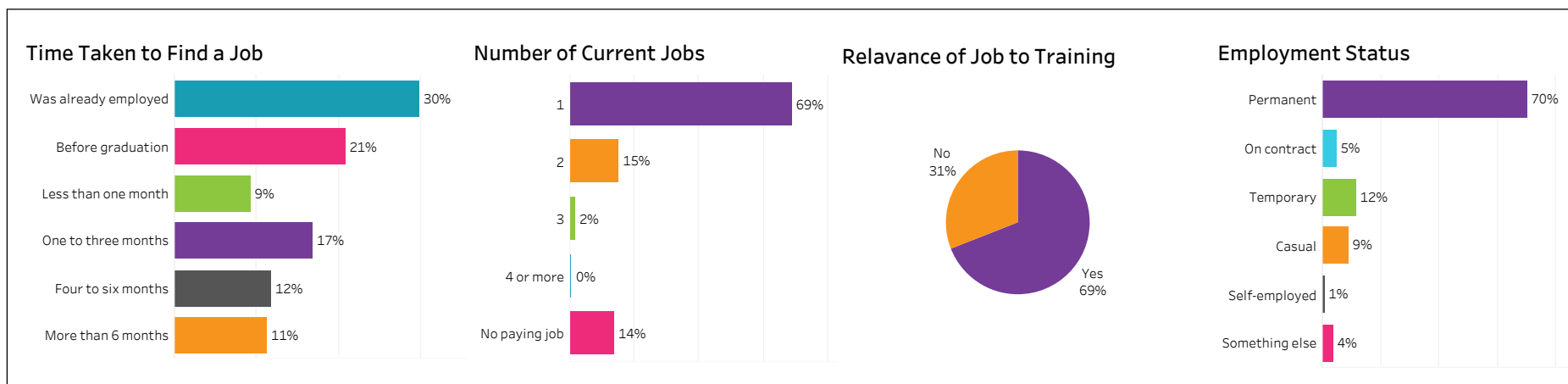
Improved employment opportunities



2016-17 Graduate Follow-up Survey: Survey Summary (2/2)

All Campuses, Business, All Programs, All Credentials, Base and
Con Ed

Number of Respondents: **422**



Institutional Research and Analysis (IR & A)



2016-17 Graduate Follow-up Survey: Survey Summary (1/2)

All Campuses, Business, All Programs,
All Credentials, Base

Gender
☒ Female
☒ Gender Unknown
☒ Male

Citizenship
☒ Canadian
☒ Citizenship Unknown
☒ Permanent Resident
☒ Student Visa

Indigenous
☒ Indigenous
☒ Non-Indigenous

Number of Respondents: 221

Overall Employment

Available Workforce	# of Grads Employed	Employment Rate	# of Full-time Grads	Full-time Employment Rate
199	190	95%	154	77%

Training Related Employment

Available Workforce	# of Training Related Grads	Employment Rate	# of Full-time Grads	Full-time Employment Rate
199	131	66%	112	56%

Location of Employment

Saskatoon	Regina	Moose Jaw	Prince Albert	Elsewhere in Sask	Outside Sask
17%	31%	18%	10%	20%	4%

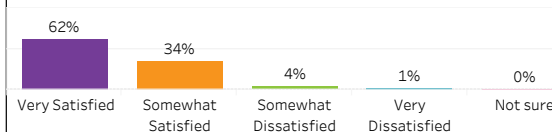
Average Salary

Overall	\$36,227
Full-time Training Related	\$42,026

Salary by Location

	Overall	Full-time Training Related
Saskatoon	31,447	40,487
Regina	36,644	40,661
Moose Jaw	30,848	41,387
Prince Albert	34,759	38,933
Elsewhere in SK	45,488	47,836
British Columbia	29,670	
Ontario	54,080	54,080
Elsewhere in Canada	25,212	25,212

Overall Satisfaction with the Program



Satisfaction with Sask Polytech

Satisfied with the decision to attend Saskpolytech	Recommend program to others	Recommend Saskpolytech to others
95%	91%	95%

Satisfaction with Campus Facilities & Services

% Satisfied % Dissatisfied % Not sure

Campus facilities



Campus activities



Instruction delivered



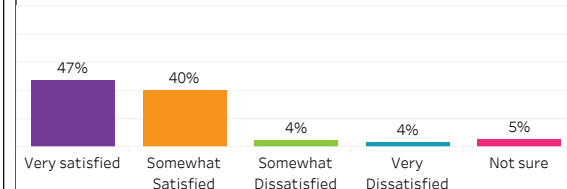
Student support services



Educational experience

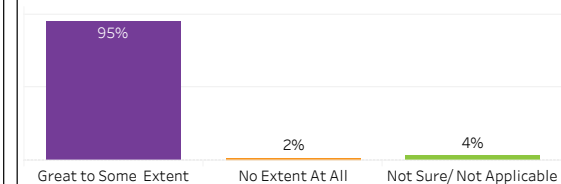


Relevance of Program to the Field of Employment

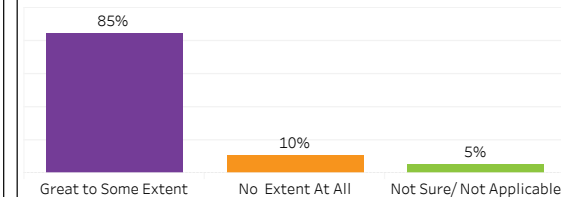


Program Benefits

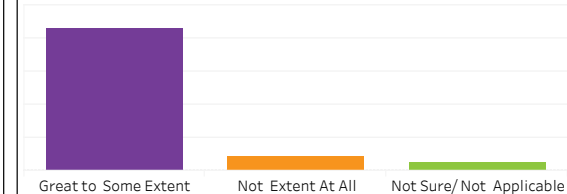
Skills and knowledge relevant in the workplace



Improved earning potential



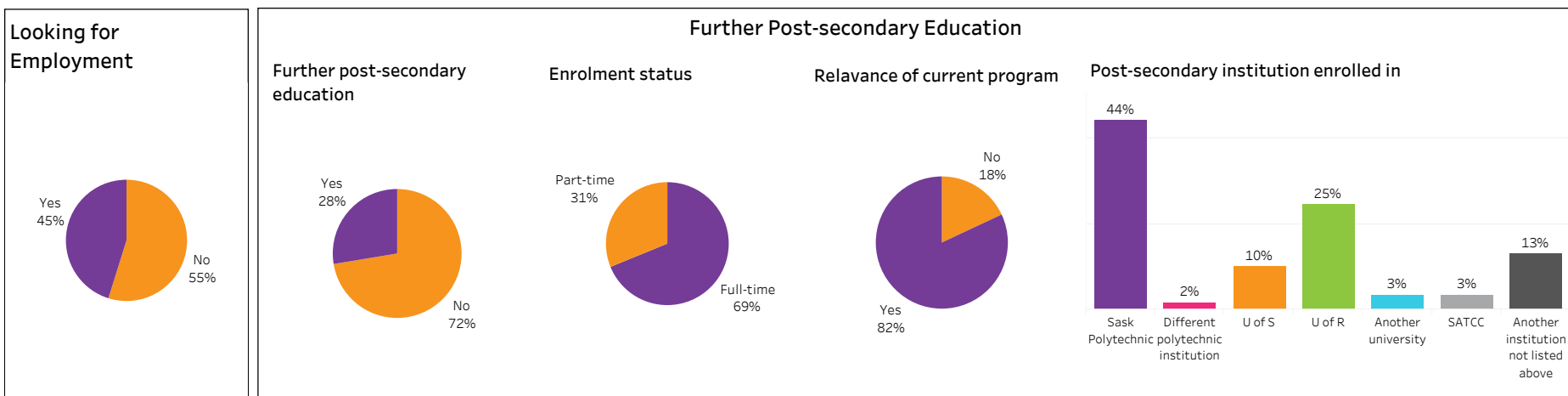
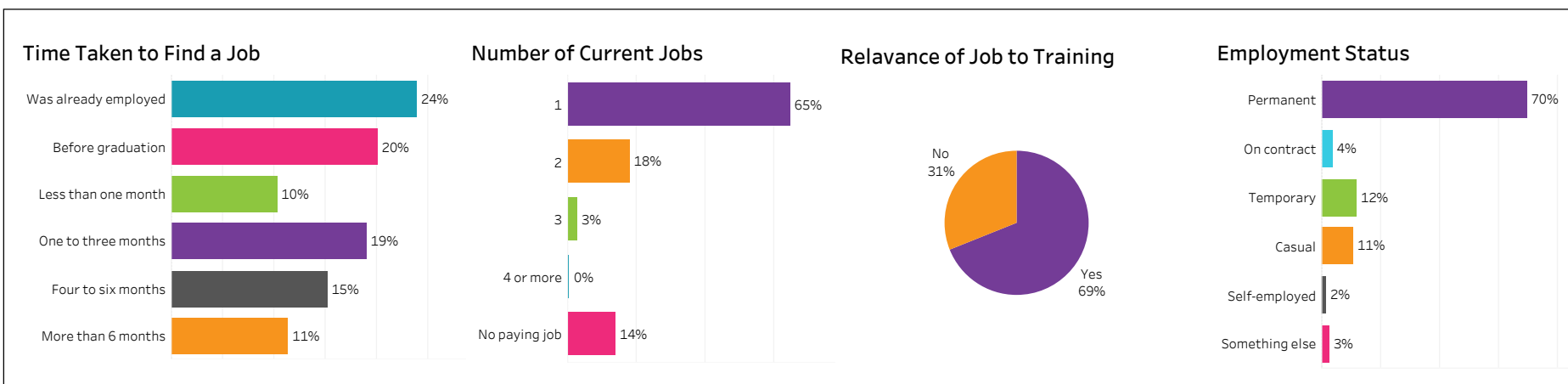
Improved employment opportunities



2016-17 Graduate Follow-up Survey: Survey Summary (2/2)

All Campuses, Business, All Programs, All Credentials, Base

Number of Respondents: 221



Institutional Research and Analysis (IR & A)



2016-17 Graduate Follow-up Survey: Survey Summary (1/2)

All Campuses, Business, All Programs,
All Credentials, Con Ed - Brokered

Gender
☒ Female
☒ Gender Unknown
☒ Male

Citizenship
☒ Canadian
☒ Citizenship Unknown
☒ Permanent Resident
☒ Student Visa

Indigenous
☒ Indigenous
☒ Non-Indigenous

Number of Respondents: 95

Overall Employment

Available Workforce	# of Grads Employed	Employment Rate	# of Full-time Grads	Full-time Employment Rate
82	75	91%	64	78%

Training Related Employment

Available Workforce	# of Training Related Grads	Employment Rate	# of Full-time Grads	Full-time Employment Rate
82	50	61%	47	57%

Location of Employment

Saskatoon	Regina	Moose Jaw	Prince Albert	Elsewhere in Sask	Outside Sask
11%	16%	0%	1%	64%	8%

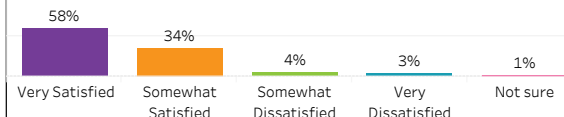
Average Salary

Overall	\$34,898
Full-time Training Related	\$39,590

Salary by Location

	Overall	Full-time Training Related
Saskatoon	37,752	37,752
Regina	34,531	38,530
Prince Albert	25,480	25,480
Elsewhere in SK	36,064	41,117
British Columbia	20,800	
Manitoba	28,517	31,200
Elsewhere in Canada	20,384	

Overall Satisfaction with the Program



Satisfaction with Sask Polytech

Satisfied with the decision to attend Saskpolytech	Recommend program to others	Recommend Saskpolytech to others
89%	85%	88%

Satisfaction with Campus Facilities & Services

% Satisfied % Dissatisfied % Not sure

Campus facilities



Campus activities



Instruction delivered



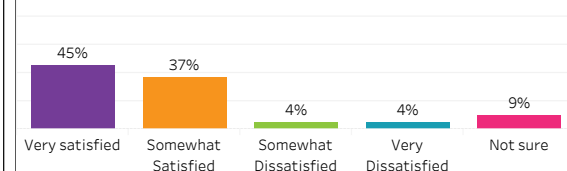
Student support services



Educational experience

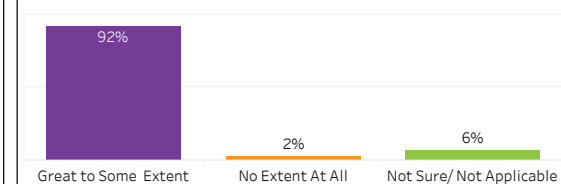


Relevance of Program to the Field of Employment

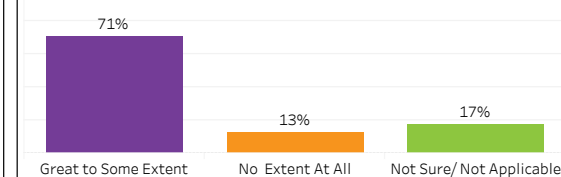


Program Benefits

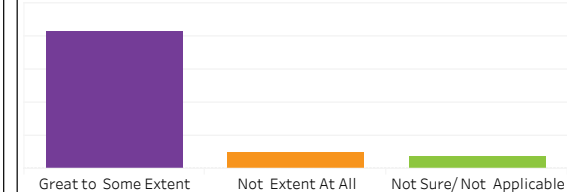
Skills and knowledge relevant in the workplace



Improved earning potential



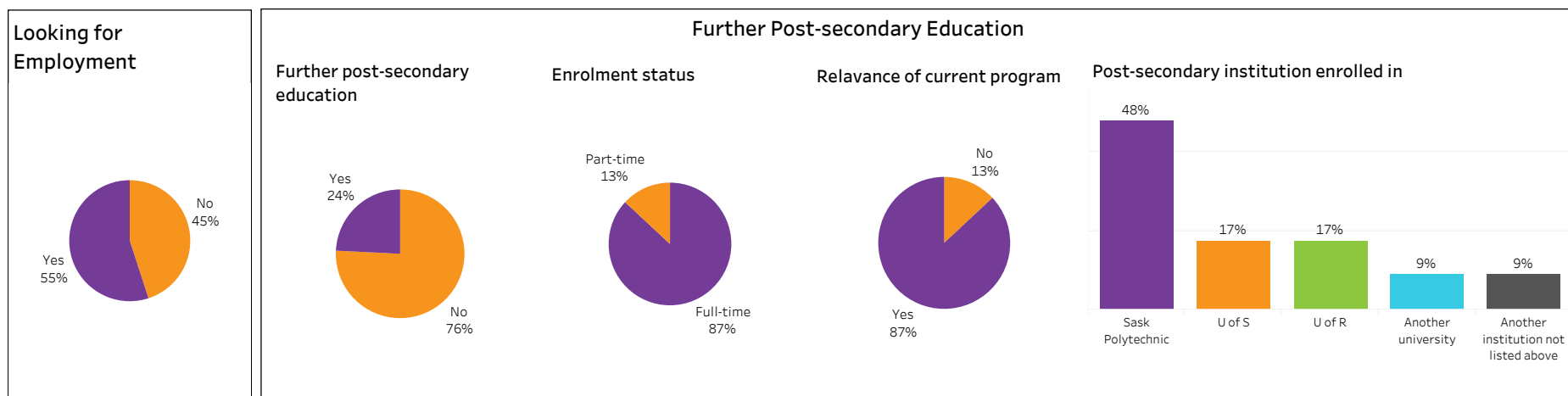
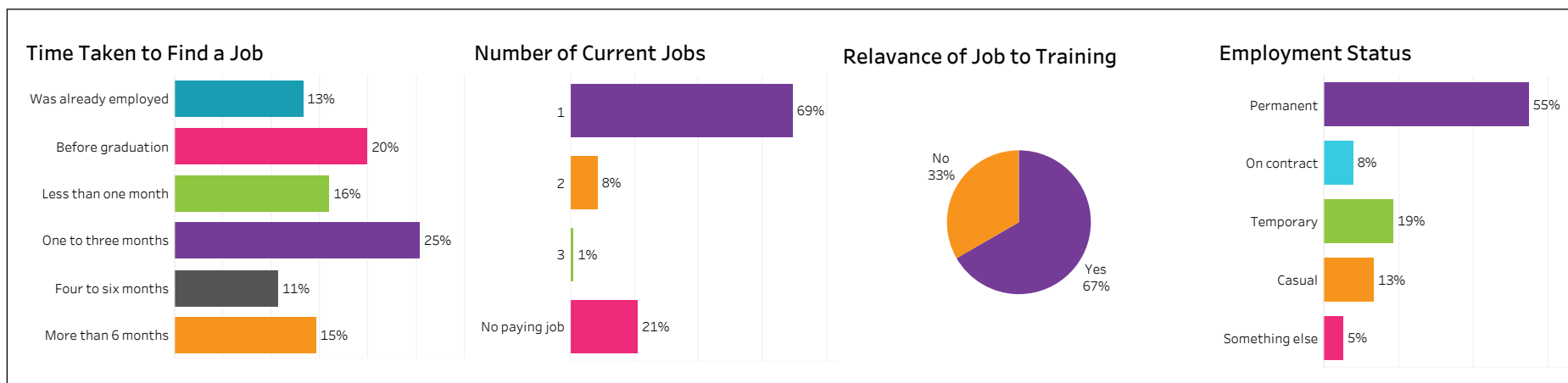
Improved employment opportunities



2016-17 Graduate Follow-up Survey: Survey Summary (2/2)

All Campuses, Business, All Programs, All Credentials, Con Ed -
Brokered

Number of Respondents: 95





2016-17 Graduate Follow-up Survey: Survey Summary (1/2) All Campuses, Business, All Programs, All Credentials, Con Ed - Sask Poly Delivered

Gender
☒ Female
☒ Gender Unknown
☒ Male

Citizenship
☒ Canadian
☒ Citizenship Unknown
☒ Permanent Resident
☒ Student Visa

Indigenous
☒ Indigenous
☒ Non-Indigenous

Number of Respondents: 106

Overall Employment

Available Workforce	# of Grads Employed	Employment Rate	# of Full-time Grads	Full-time Employment Rate
101	97	96%	90	89%

Training Related Employment

Available Workforce	# of Training Related Grads	Employment Rate	# of Full-time Grads	Full-time Employment Rate
101	69	68%	66	65%

Location of Employment

Saskatoon	Regina	Moose Jaw	Prince Albert	Elsewhere in Sask	Outside Sask
32%	33%	1%	1%	31%	1%

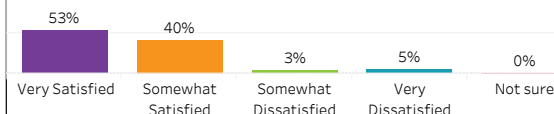
Average Salary

Overall	\$56,345
Full-time Training Related	\$61,475

Salary by Location

	Overall	Full-time Training Related
Saskatoon	57,201	63,805
Regina	57,050	63,175
Moose Jaw	61,577	61,577
Prince Albert	41,600	
Elsewhere in SK	56,186	58,290
Alberta	31,845	

Overall Satisfaction with the Program



Satisfaction with Sask Polytech

Satisfied with the decision to attend Saskpolytech	Recommend program to others	Recommend Saskpolytech to others
94%	90%	93%

Satisfaction with Campus Facilities & Services

% Satisfied % Dissatisfied % Not sure

Campus facilities



Campus activities



Instruction delivered



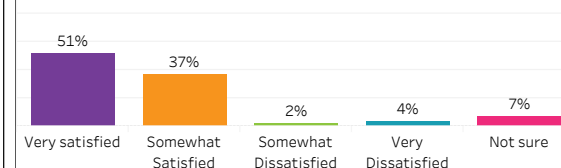
Student support services



Educational experience

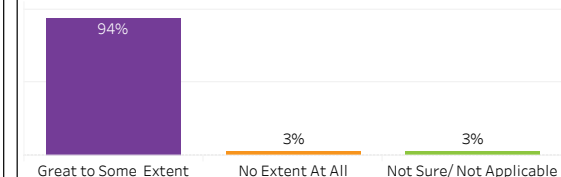


Relevance of Program to the Field of Employment

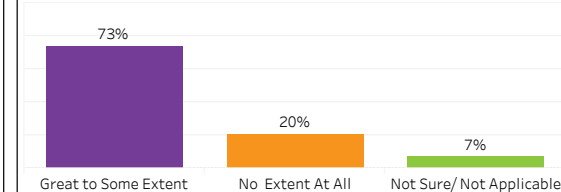


Program Benefits

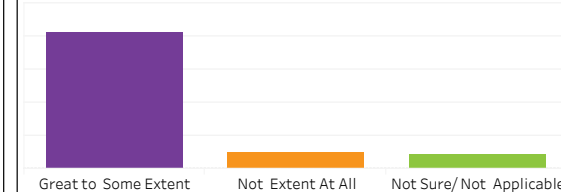
Skills and knowledge relevant in the workplace



Improved earning potential

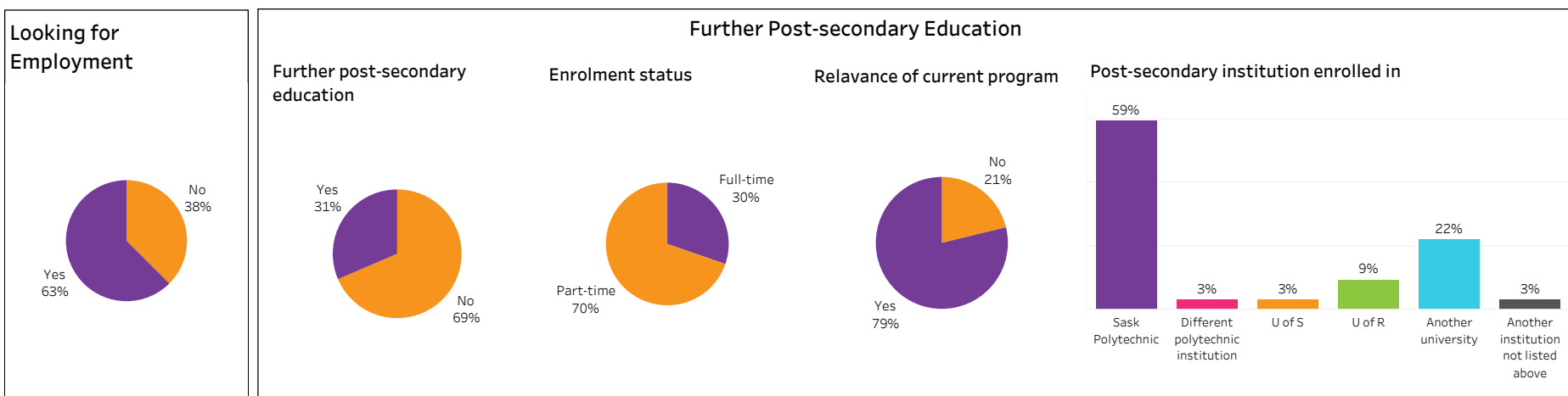
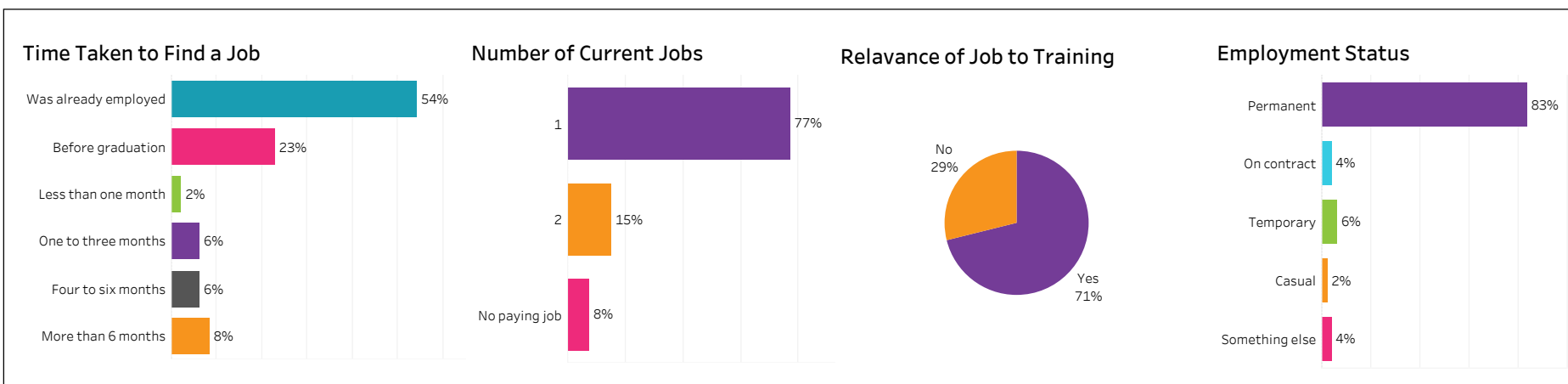


Improved employment opportunities



**2016-17 Graduate Follow-up Survey:
Survey Summary (2/2)**
**All Campuses, Business, All Programs, All Credentials, Con Ed -
Sask Poly Delivered**

Number of Respondents: 106



Institutional Research and Analysis (IR & A)



2016-17 Graduate Follow-up Survey: Survey Summary (1/2) Moose Jaw, Business, Accounting Certificate Program, CERT, Con Ed - Sask Poly Delivered

Gender
☒ Female
☒ Gender Unknown
☒ Male

Citizenship
☒ Canadian
☒ Citizenship Unknown
☒ Permanent Resident
☒ Student Visa

Indigenous
☒ Indigenous
☒ Non-Indigenous

Number of Respondents: **12**

Overall Employment

Available Workforce	# of Grads Employed	Employment Rate	# of Full-time Grads	Full-time Employment Rate
12	12	100%	11	92%

Training Related Employment

Available Workforce	# of Training Related Grads	Employment Rate	# of Full-time Grads	Full-time Employment Rate
12	7	58%	7	58%

Location of Employment

Saskatoon	Regina	Moose Jaw	Prince Albert	Elsewhere in Sask	Outside Sask
36%	27%	0%	0%	36%	0%

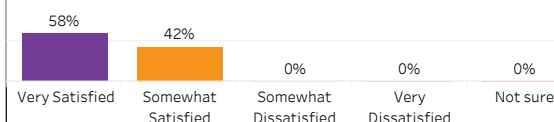
Average Salary

Overall	\$48,112
Full-time Training Related	\$50,148

Salary by Location

	Overall	Full-time Training Related
Saskatoon	44,813	44,813
Regina	48,841	56,000
Elsewhere in SK	49,216	51,755

Overall Satisfaction with the Program



Satisfaction with Sask Polytech

Satisfied with the decision to attend Saskpolytech	Recommend program to others	Recommend Saskpolytech to others
100%	100%	100%

Satisfaction with Campus Facilities & Services

% Satisfied % Dissatisfied % Not sure

Campus facilities



Campus activities



Instruction delivered



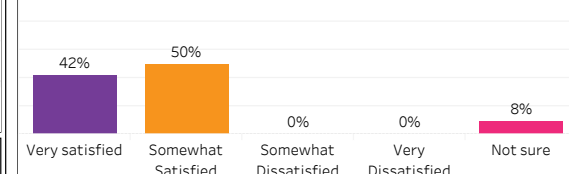
Student support services



Educational experience

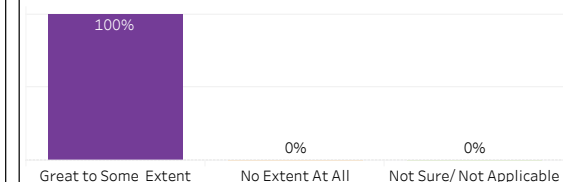


Relevance of Program to the Field of Employment

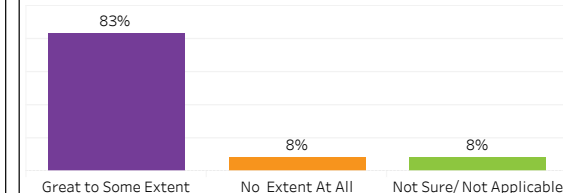


Program Benefits

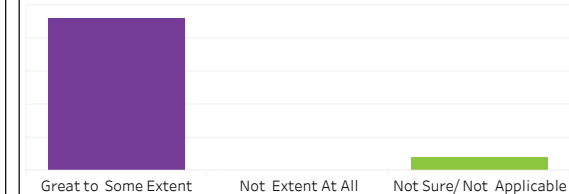
Skills and knowledge relevant in the workplace



Improved earning potential

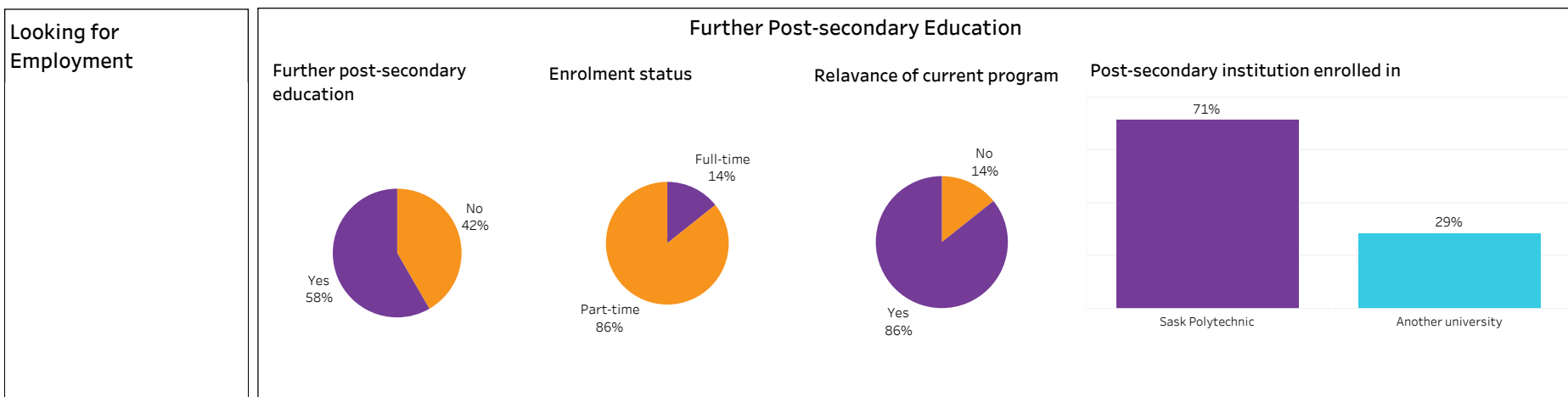
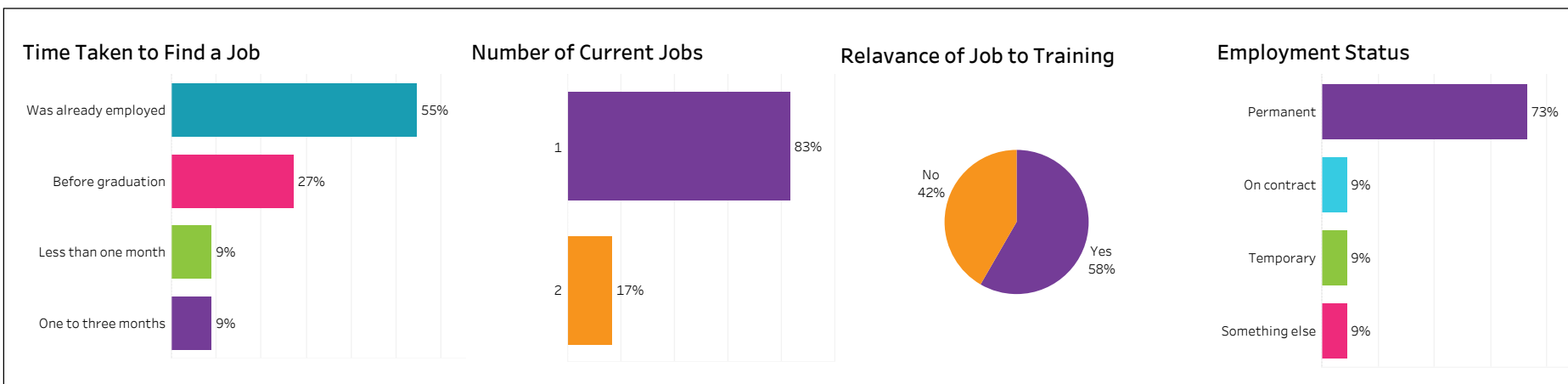


Improved employment opportunities



**2016-17 Graduate Follow-up Survey:
Survey Summary (2/2)**
Moose Jaw, Business, Accounting Certificate Program, CERT,
Con Ed - Sask Poly Delivered

Number of Respondents: **12**





**2016-17 Graduate Follow-up Survey:
Survey Summary (1/2)**
Regina, Business, Applied Project Management,
APCERT, Con Ed - Sask Poly Delivered

Gender
☒ Female
☒ Gender Unknown
☒ Male

Citizenship
☒ Canadian
☒ Citizenship Unknown
☒ Permanent Resident
☒ Student Visa

Indigenous
☒ Indigenous
☒ Non-Indigenous

Number of Respondents: **21**

Overall Employment

Available Workforce	# of Grads Employed	Employment Rate	# of Full-time Grads	Full-time Employment Rate
20	18	90%	17	85%

Training Related Employment

Available Workforce	# of Training Related Grads	Employment Rate	# of Full-time Grads	Full-time Employment Rate
20	11	55%	10	50%

Location of Employment

Saskatoon	Regina	Moose Jaw	Prince Albert	Elsewhere in Sask	Outside Sask
39%	28%	0%	6%	22%	6%

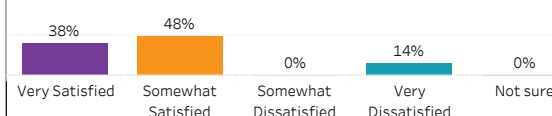
Average Salary

Overall	\$75,443
Full-time Training Related	\$94,044

Salary by Location

	Overall	Full-time Training Related
Saskatoon	82,000	105,500
Regina	98,167	98,167
Prince Albert	41,600	
Elsewhere in SK	63,232	64,948
Alberta	31,845	

Overall Satisfaction with the Program



Satisfaction with Sask Polytech

Satisfied with the decision to attend Saskpolytech	Recommend program to others	Recommend Saskpolytech to others
80%	80%	85%

Satisfaction with Campus Facilities & Services

■ % Satisfied ■ % Dissatisfied ■ % Not sure

Campus facilities



Campus activities



Instruction delivered



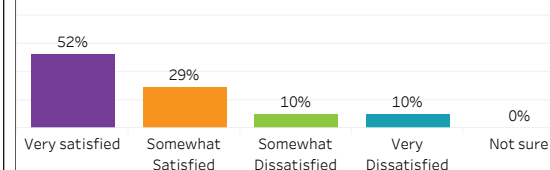
Student support services



Educational experience

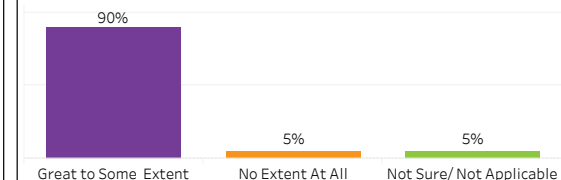


Relevance of Program to the Field of Employment

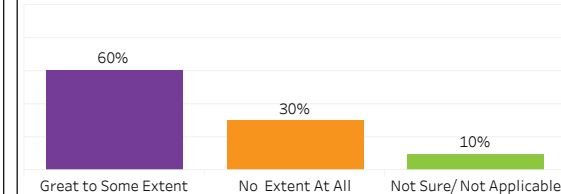


Program Benefits

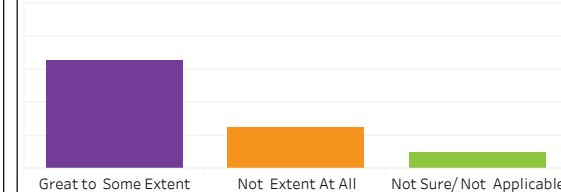
Skills and knowledge relevant in the workplace



Improved earning potential



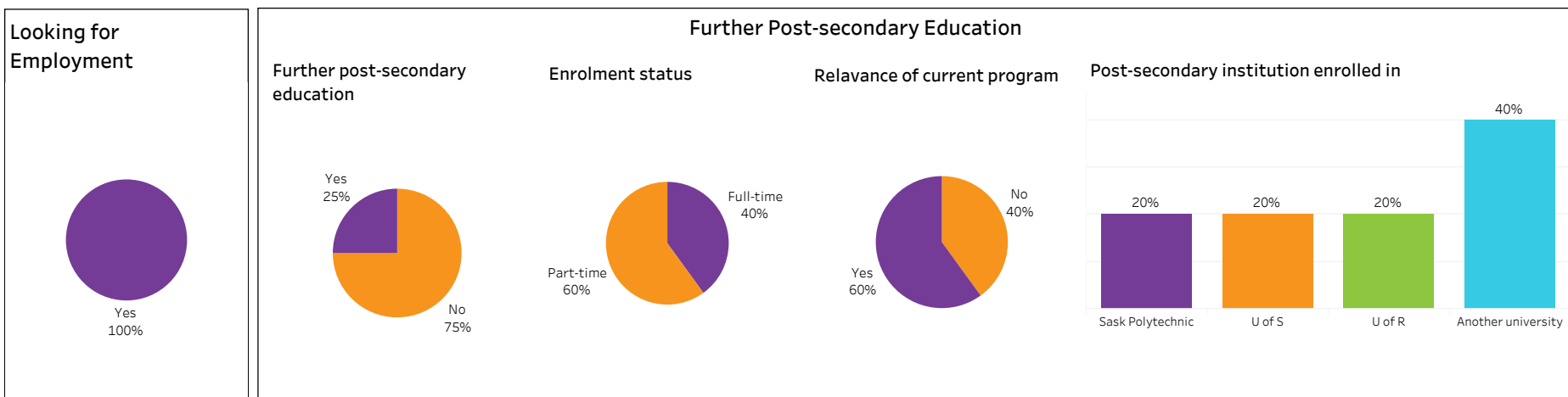
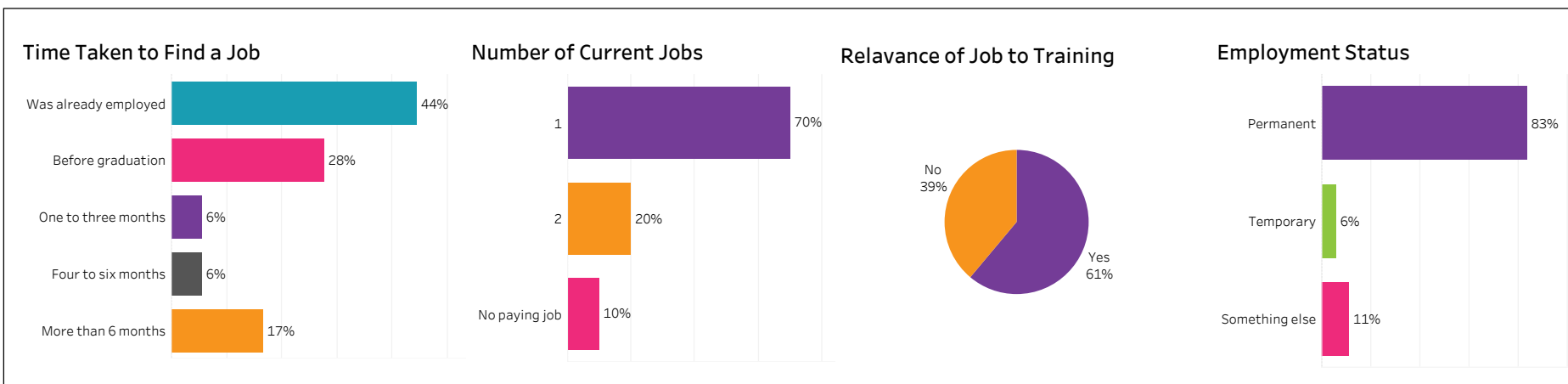
Improved employment opportunities





**2016-17 Graduate Follow-up Survey:
Survey Summary (2/2)**
Regina, Business, Applied Project Management, APCERT, Con Ed
- Sask Poly Delivered

Number of Respondents: 21



Institutional Research and Analysis (IR & A)



2016-17 Graduate Follow-up Survey: Survey Summary (1/2)

Moose Jaw, Business, Business, CERT, Base

Gender
☒ Female
☒ Gender Unknown
☒ Male

Citizenship
☒ Canadian
☒ Citizenship Unknown
☒ Permanent Resident
☒ Student Visa

Indigenous
☒ Indigenous
☒ Non-Indigenous

Number of Respondents: **16**

Overall Employment

Available Workforce	# of Grads Employed	Employment Rate	# of Full-time Grads	Full-time Employment Rate
12	11	92%	8	67%

Training Related Employment

Available Workforce	# of Training Related Grads	Employment Rate	# of Full-time Grads	Full-time Employment Rate
12	9	75%	7	58%

Location of Employment

Saskatoon	Regina	Moose Jaw	Prince Albert	Elsewhere in Sask	Outside Sask
0%	36%	45%	9%	9%	0%

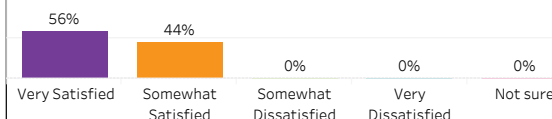
Average Salary

Overall	\$37,256
Full-time Training Related	\$42,151

Salary by Location

	Overall	Full-time Training Related
Regina	43,670	43,670
Moose Jaw	32,327	41,470
Prince Albert	26,208	
Elsewhere in SK	37,440	37,440

Overall Satisfaction with the Program



Satisfaction with Sask Polytech

Satisfied with the decision to attend Saskpolytech	Recommend program to others	Recommend Saskpolytech to others
100%	100%	100%

Satisfaction with Campus Facilities & Services

% Satisfied % Dissatisfied % Not sure

Campus facilities



Campus activities



Instruction delivered



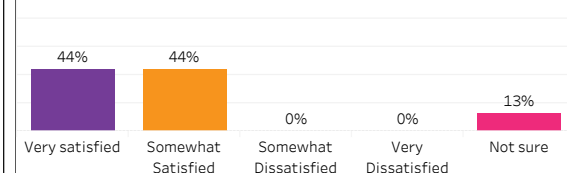
Student support services



Educational experience

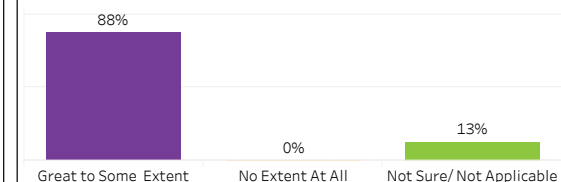


Relevance of Program to the Field of Employment

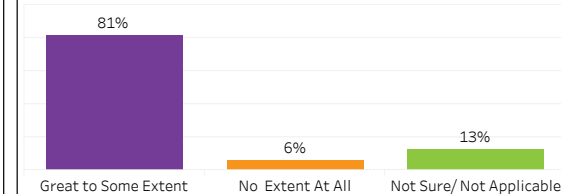


Program Benefits

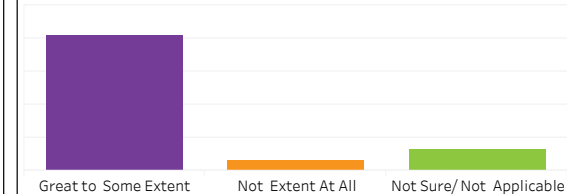
Skills and knowledge relevant in the workplace



Improved earning potential

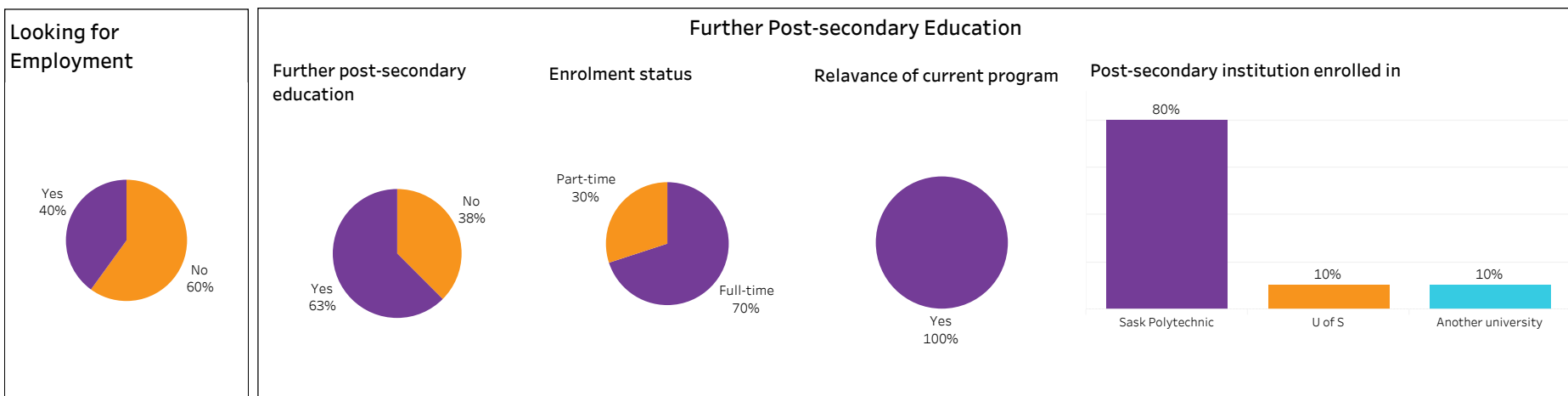
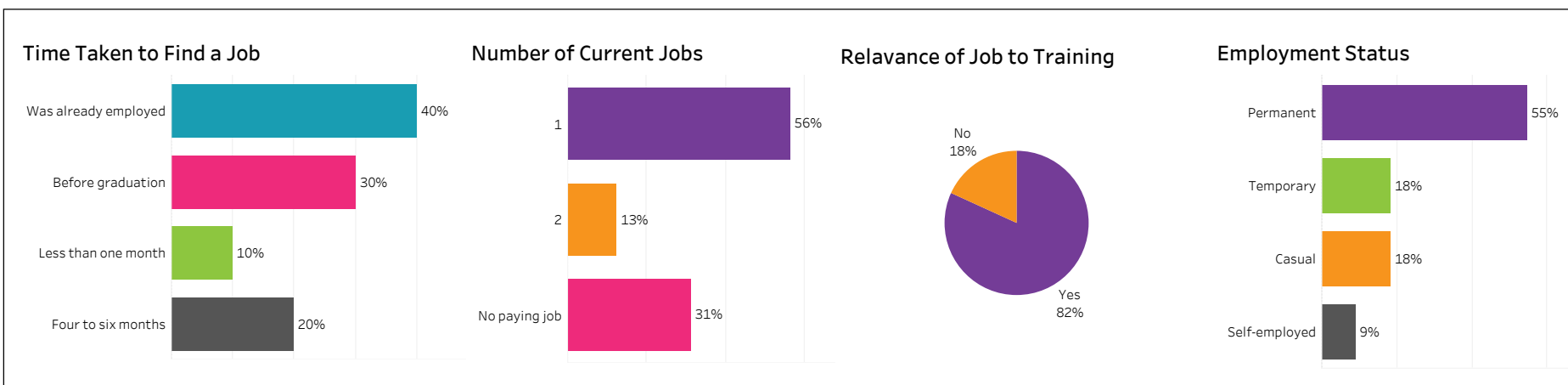


Improved employment opportunities



**2016-17 Graduate Follow-up Survey:
Survey Summary (2/2)**
Moose Jaw, Business, Business, CERT, Base

Number of Respondents: **16**





2016-17 Graduate Follow-up Survey: Survey Summary (1/2)

Prince Albert, Business, Business, CERT, Base

Gender
☒ Female
☒ Gender Unknown
☒ Male

Citizenship
☒ Canadian
☒ Citizenship Unknown
☒ Permanent Resident
☒ Student Visa

Indigenous
☒ Indigenous
☒ Non-Indigenous

Number of Respondents: **13**

Overall Employment

Available Workforce	# of Grads Employed	Employment Rate	# of Full-time Grads	Full-time Employment Rate
9	7	78%	6	67%

Training Related Employment

Available Workforce	# of Training Related Grads	Employment Rate	# of Full-time Grads	Full-time Employment Rate
9	6	67%	5	56%

Location of Employment

Saskatoon	Regina	Moose Jaw	Prince Albert	Elsewhere in Sask	Outside Sask
14%	0%	0%	57%	0%	29%

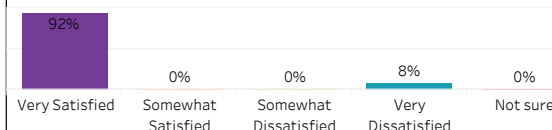
Average Salary



Salary by Location

	Overall	Full-time Training Related
Saskatoon	23,088	
Prince Albert	28,668	34,410
Elsewhere in Canada	25,212	25,212

Overall Satisfaction with the Program



Satisfaction with Sask Polytech

Satisfied with the decision to attend Saskpolytech	Recommend program to others	Recommend Saskpolytech to others
92%	92%	100%

Satisfaction with Campus Facilities & Services

% Satisfied % Dissatisfied % Not sure

Campus facilities



Campus activities



Instruction delivered



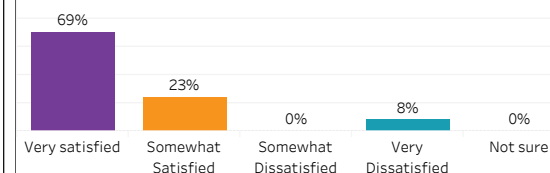
Student support services



Educational experience

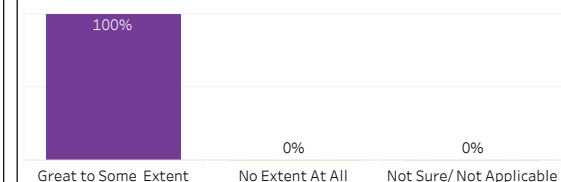


Relevance of Program to the Field of Employment

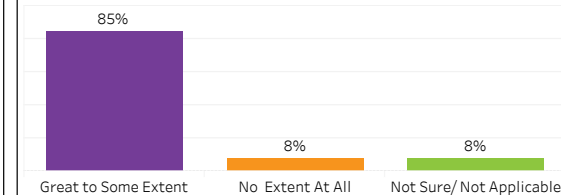


Program Benefits

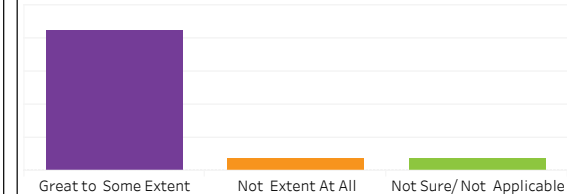
Skills and knowledge relevant in the workplace



Improved earning potential

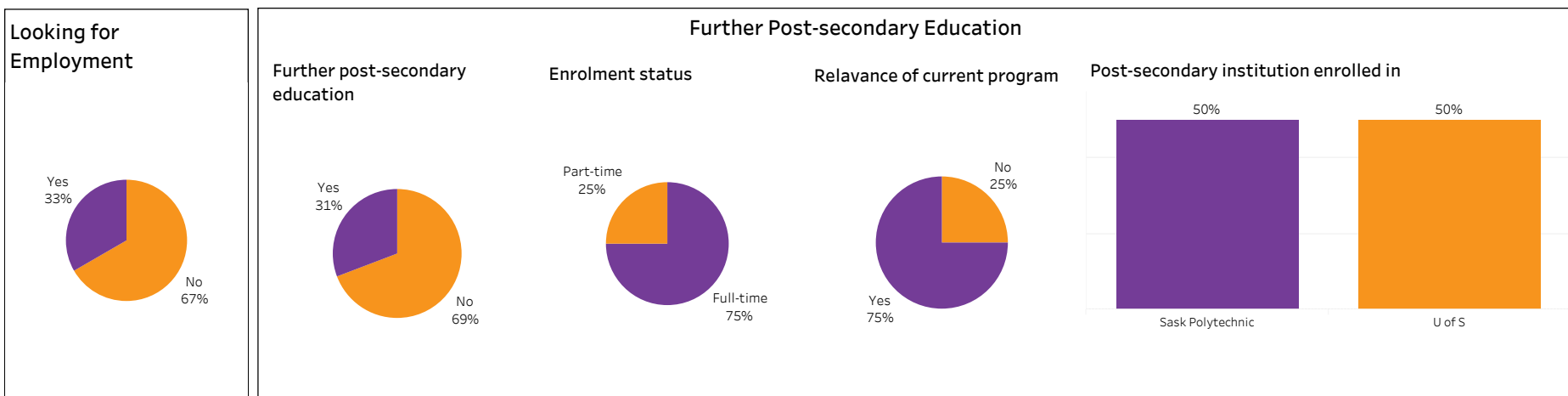
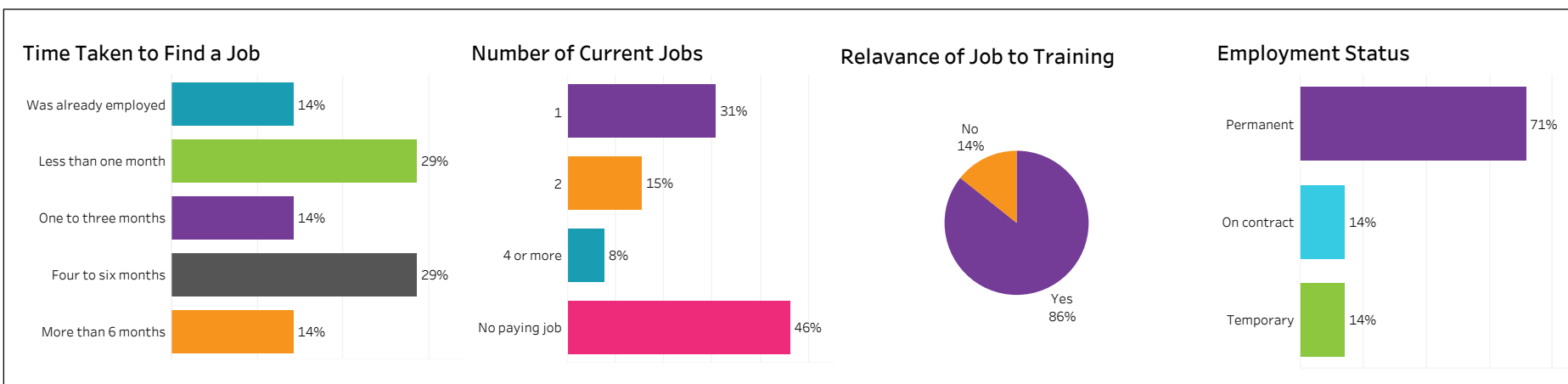


Improved employment opportunities



2016-17 Graduate Follow-up Survey: Survey Summary (2/2) Prince Albert, Business, Business, CERT, Base

Number of Respondents: 13





2016-17 Graduate Follow-up Survey: Survey Summary (1/2)

Saskatoon, Business, Business, CERT, Base

Gender
☒ Female
☒ Gender Unknown
☒ Male

Citizenship
☒ Canadian
☒ Citizenship Unknown
☒ Permanent Resident
☒ Student Visa

Indigenous
☒ Indigenous
☒ Non-Indigenous

Number of Respondents: 24

Overall Employment

Available Workforce	# of Grads Employed	Employment Rate	# of Full-time Grads	Full-time Employment Rate
19	17	89%	14	74%

Training Related Employment

Available Workforce	# of Training Related Grads	Employment Rate	# of Full-time Grads	Full-time Employment Rate
19	8	42%	7	37%

Location of Employment

Saskatoon	Regina	Moose Jaw	Prince Albert	Elsewhere in Sask	Outside Sask
88%	6%	0%	0%	6%	0%

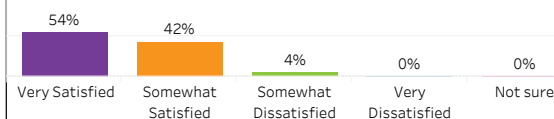
Average Salary

Overall	\$35,436
Full-time Training Related	\$47,966

Salary by Location

	Overall	Full-time Training Related
Saskatoon	29,768	38,240
Regina	56,160	56,160
Elsewhere in SK	88,400	88,400

Overall Satisfaction with the Program



Satisfaction with Sask Polytech

Satisfied with the decision to attend Saskpolytech	Recommend program to others	Recommend Saskpolytech to others
88%	83%	96%

Satisfaction with Campus Facilities & Services

% Satisfied % Dissatisfied % Not sure

Campus facilities



Campus activities



Instruction delivered



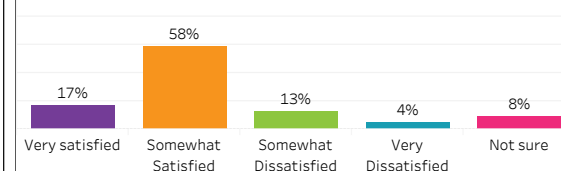
Student support services



Educational experience

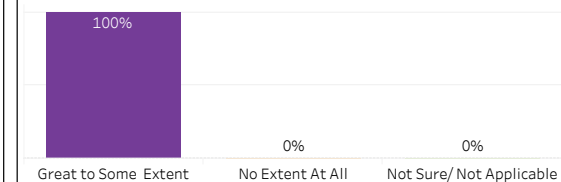


Relevance of Program to the Field of Employment

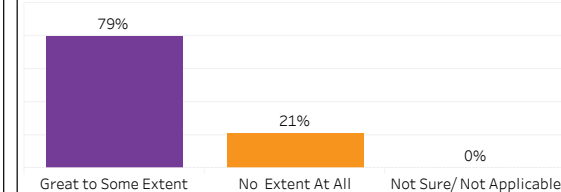


Program Benefits

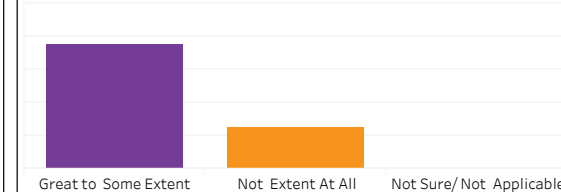
Skills and knowledge relevant in the workplace



Improved earning potential



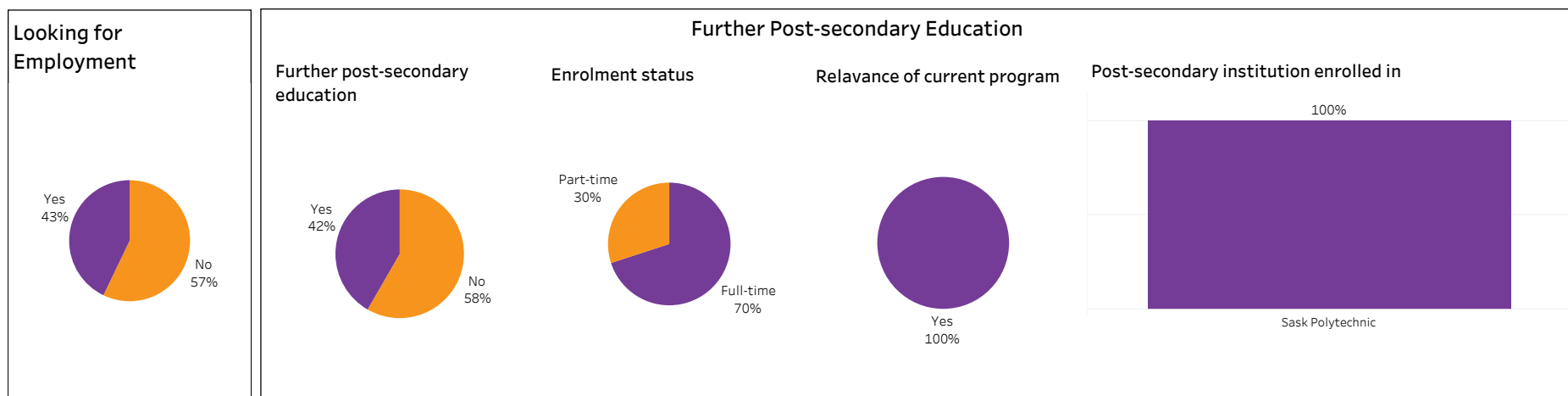
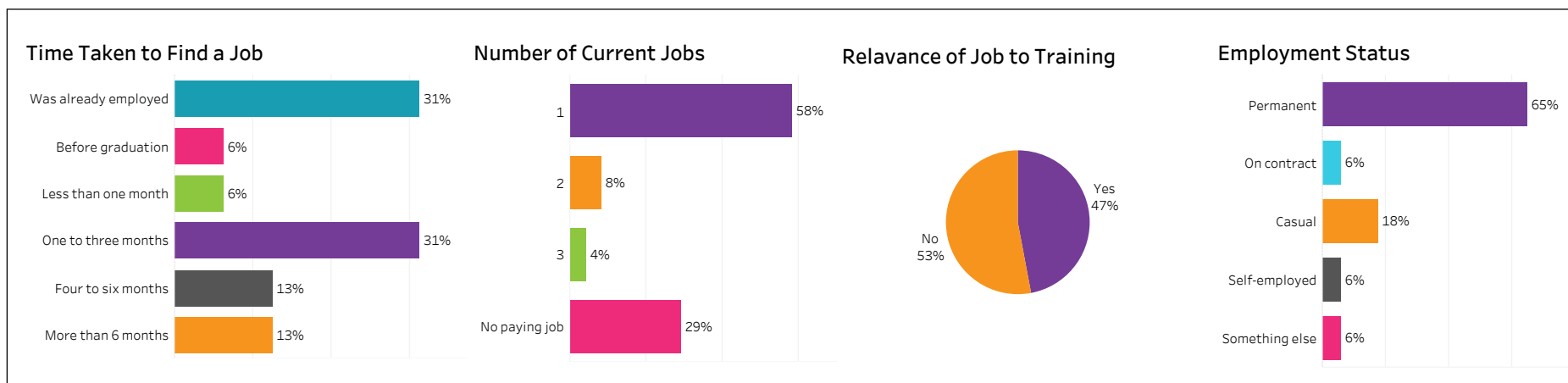
Improved employment opportunities



2016-17 Graduate Follow-up Survey: Survey Summary (2/2)

Saskatoon, Business, Business, CERT, Base

Number of Respondents: 24





2016-17 Graduate Follow-up Survey: Survey Summary (1/2)

**Moose Jaw, Business, Business,
CERT, Con Ed - Sask Poly Delivered**

Gender
☒ Female
☒ Gender Unknown
☒ Male

Citizenship
☒ Canadian
☒ Citizenship Unknown
☒ Permanent Resident
☒ Student Visa

Indigenous
☒ Indigenous
☒ Non-Indigenous

Number of Respondents: **24**

Overall Employment

Available Workforce	# of Grads Employed	Employment Rate	# of Full-time Grads	Full-time Employment Rate
23	21	91%	18	78%

Training Related Employment

Available Workforce	# of Training Related Grads	Employment Rate	# of Full-time Grads	Full-time Employment Rate
23	16	70%	14	61%

Location of Employment

Saskatoon	Regina	Moose Jaw	Prince Albert	Elsewhere in Sask	Outside Sask
19%	33%	0%	0%	48%	0%

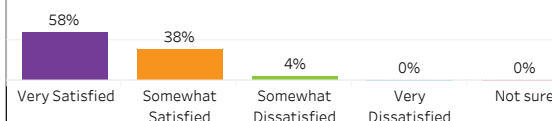
Average Salary

Overall	\$59,009
Full-time Training Related	\$65,272

Salary by Location

	Overall	Full-time Training Related
Saskatoon	53,210	68,867
Regina	55,164	57,980
Elsewhere in SK	64,149	65,814

Overall Satisfaction with the Program



Satisfaction with Sask Polytech

Satisfied with the decision to attend Saskpolytech	Recommend program to others	Recommend Saskpolytech to others
100%	96%	96%

Satisfaction with Campus Facilities & Services

■ % Satisfied ■ % Dissatisfied ■ % Not sure

Campus facilities



Campus activities



Instruction delivered



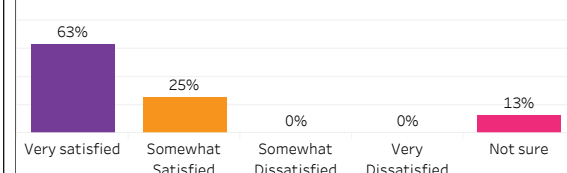
Student support services



Educational experience

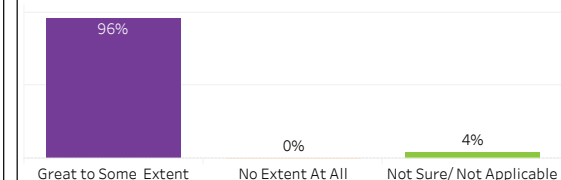


Relevance of Program to the Field of Employment

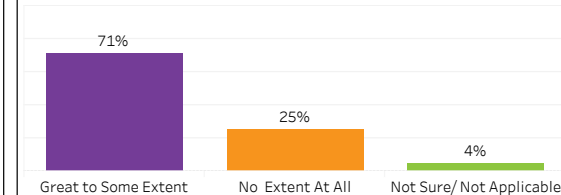


Program Benefits

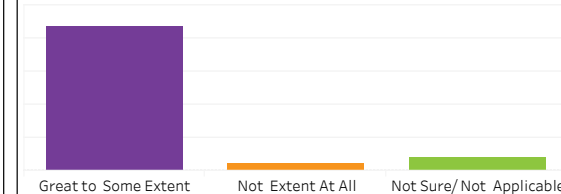
Skills and knowledge relevant in the workplace



Improved earning potential



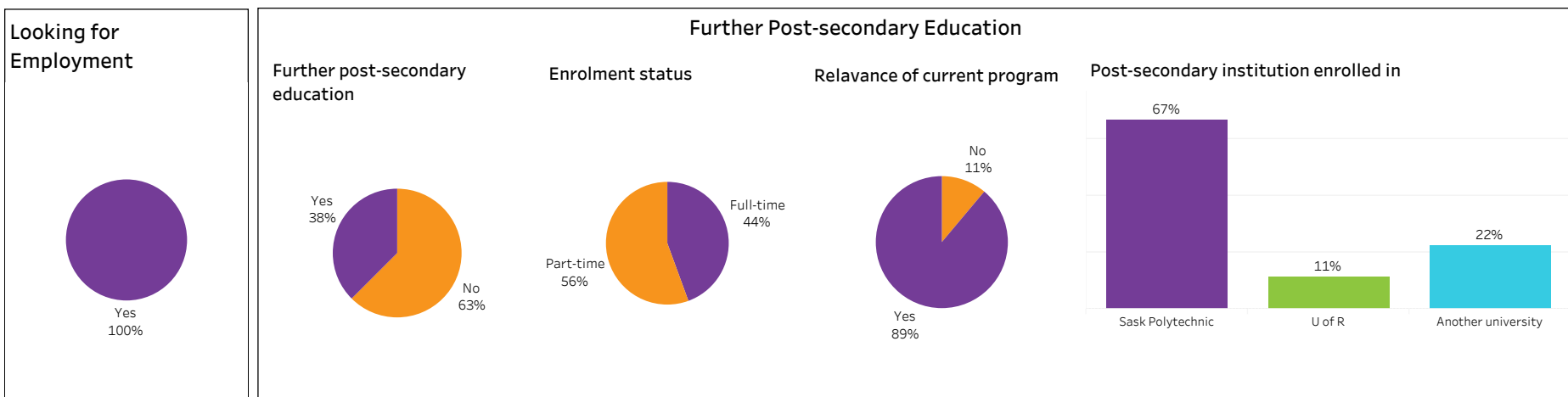
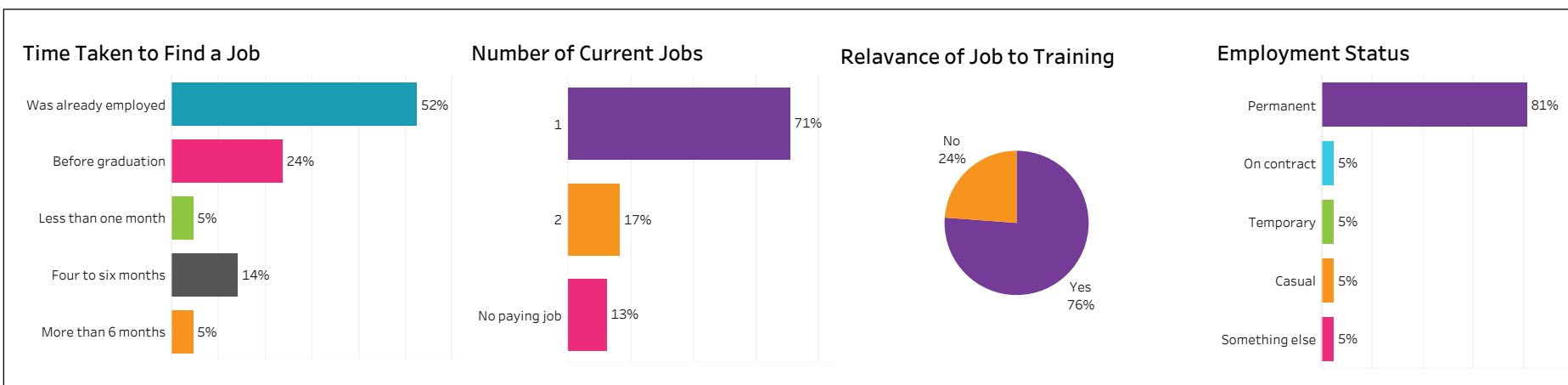
Improved employment opportunities



2016-17 Graduate Follow-up Survey: Survey Summary (2/2)

Moose Jaw, Business, Business, CERT, Con Ed - Sask Poly
Delivered

Number of Respondents: 24





2016-17 Graduate Follow-up Survey: Survey Summary (1/2)

Moose Jaw, Business, Business,
CERT, Con Ed - Brokered

Gender
☒ Female
☒ Gender Unknown
☒ Male

Citizenship
☒ Canadian
☒ Citizenship Unknown
☒ Permanent Resident
☒ Student Visa

Indigenous
☒ Indigenous
☒ Non-Indigenous

Number of Respondents: **41**

Overall Employment

Available Workforce	# of Grads Employed	Employment Rate	# of Full-time Grads	Full-time Employment Rate
30	27	90%	19	63%

Training Related Employment

Available Workforce	# of Training Related Grads	Employment Rate	# of Full-time Grads	Full-time Employment Rate
30	13	43%	11	37%

Location of Employment

Saskatoon	Regina	Moose Jaw	Prince Albert	Elsewhere in Sask	Outside Sask
11%	15%	0%	4%	63%	7%

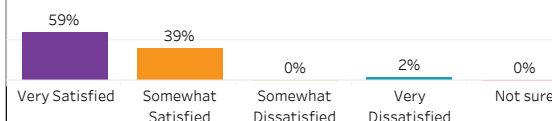
Average Salary

Overall	\$32,470
Full-time Training Related	\$42,087

Salary by Location

	Overall	Full-time Training Related
Saskatoon	30,680	30,680
Regina	23,647	33,342
Prince Albert	25,480	25,480
Elsewhere in SK	36,538	48,969
British Columbia	20,800	
Elsewhere in Canada	28,288	

Overall Satisfaction with the Program



Satisfaction with Sask Polytech

Satisfied with the decision to attend Saskpolytech	Recommend program to others	Recommend Saskpolytech to others
93%	90%	90%

Satisfaction with Campus Facilities & Services

% Satisfied % Dissatisfied % Not sure

Campus facilities



Campus activities



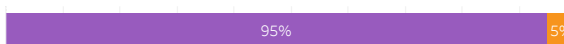
Instruction delivered



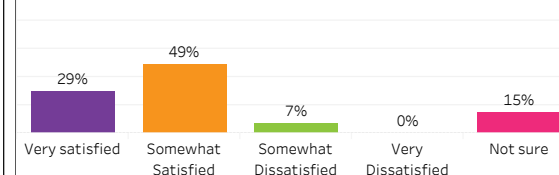
Student support services



Educational experience

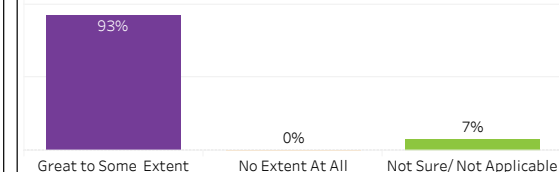


Relevance of Program to the Field of Employment

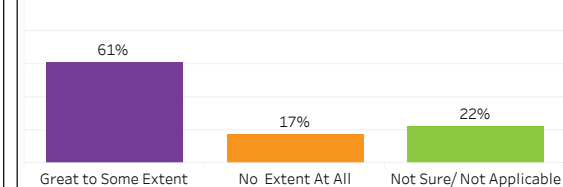


Program Benefits

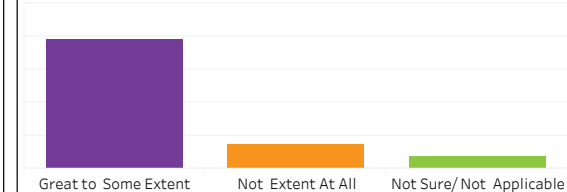
Skills and knowledge relevant in the workplace



Improved earning potential



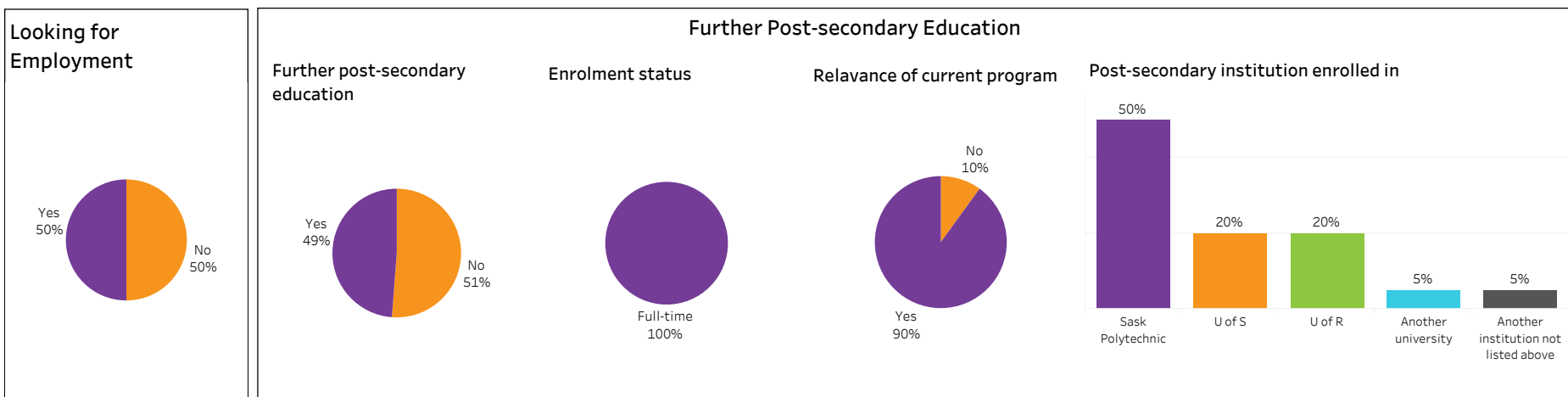
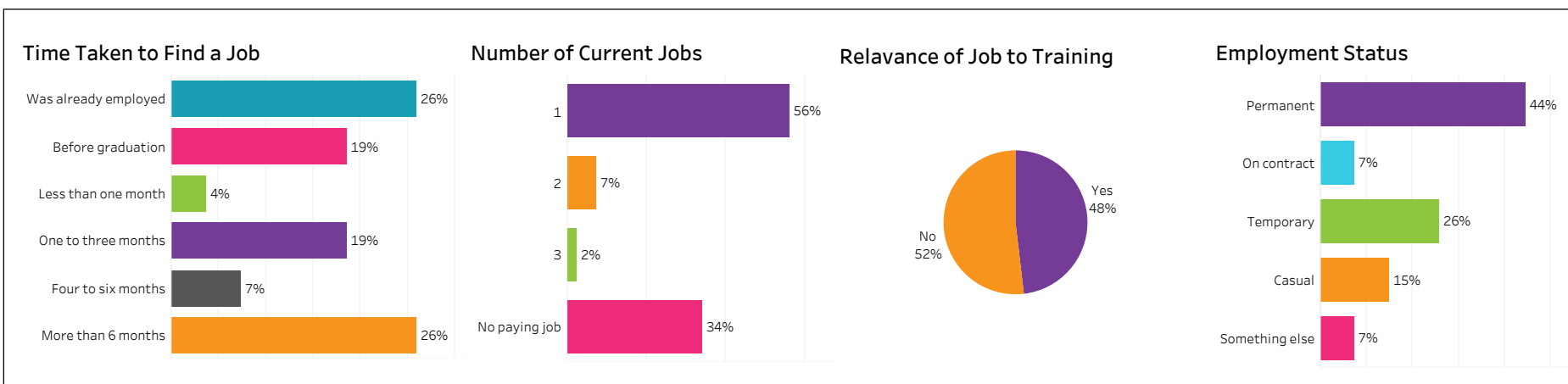
Improved employment opportunities



2016-17 Graduate Follow-up Survey: Survey Summary (2/2)

Moose Jaw, Business, Business, CERT, Con Ed - Brokered

Number of Respondents: **41**



Institutional Research and Analysis (IR & A)



2016-17 Graduate Follow-up Survey: Survey Summary (1/2)

Saskatoon, Business, Business, CERT, Con Ed - Sask Poly Delivered

Gender
☒ Female
☒ Gender Unknown
☒ Male

Citizenship
☒ Canadian
☒ Citizenship Unknown
☒ Permanent Resident
☒ Student Visa

Indigenous
☒ Indigenous
☒ Non-Indigenous

Number of Respondents: **7**

Overall Employment

Available Workforce	# of Grads Employed	Employment Rate	# of Full-time Grads	Full-time Employment Rate
7	7	100%	6	86%

Training Related Employment

Available Workforce	# of Training Related Grads	Employment Rate	# of Full-time Grads	Full-time Employment Rate
7	3	43%	3	43%

Location of Employment

Saskatoon	Regina	Moose Jaw	Prince Albert	Elsewhere in Sask	Outside Sask
86%	0%	0%	0%	14%	0%

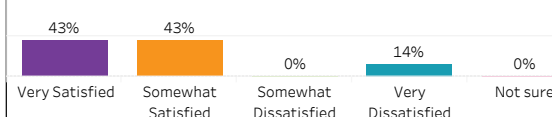
Average Salary

Overall	\$39,553
Full-time Training Related	\$45,122

Salary by Location

	Overall	Full-time Training Related
Saskatoon	44,762	45,122
Elsewhere in SK	18,720	

Overall Satisfaction with the Program



Satisfaction with Sask Polytech

Satisfied with the decision to attend Saskpolytech	Recommend program to others	Recommend Saskpolytech to others
86%	86%	86%

Satisfaction with Campus Facilities & Services

% Satisfied % Dissatisfied % Not sure

Campus facilities



Campus activities



Instruction delivered



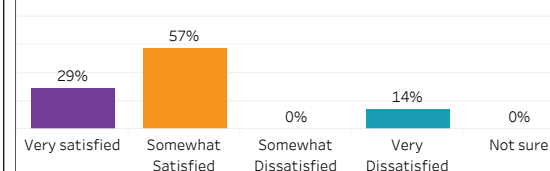
Student support services



Educational experience

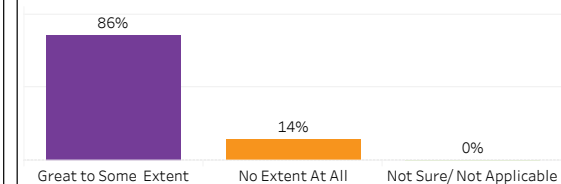


Relevance of Program to the Field of Employment

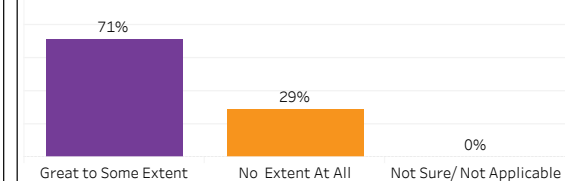


Program Benefits

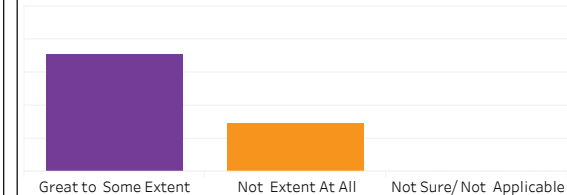
Skills and knowledge relevant in the workplace



Improved earning potential



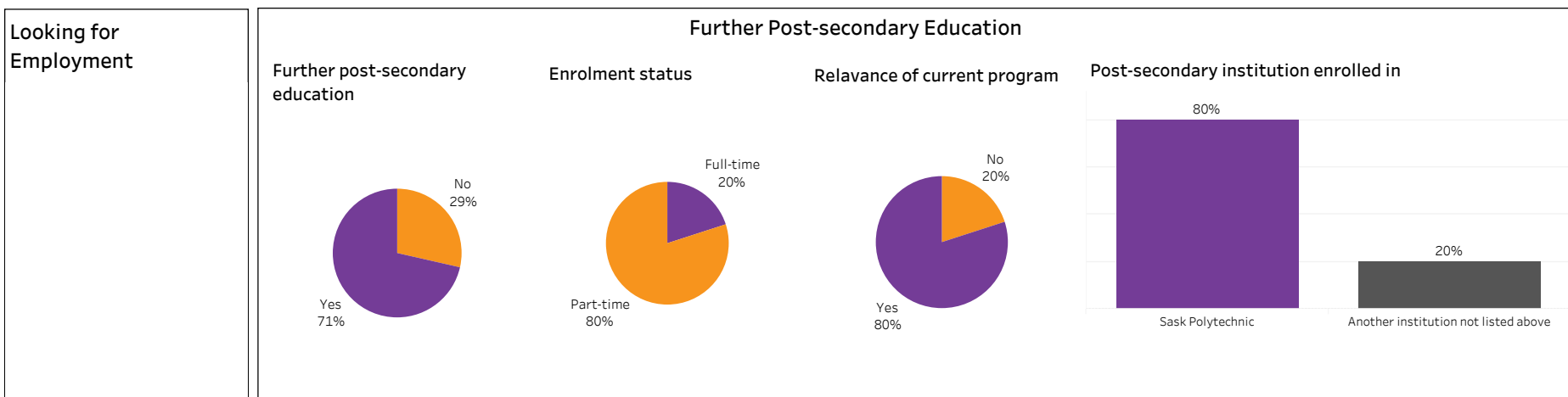
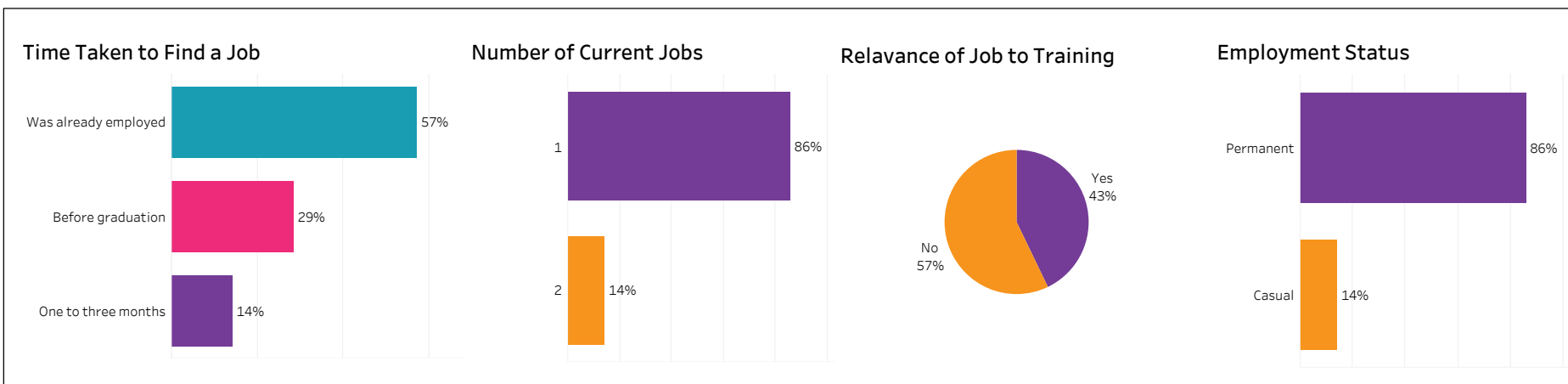
Improved employment opportunities





2016-17 Graduate Follow-up Survey: Survey Summary (2/2) Saskatoon, Business, Business, CERT, Con Ed - Sask Poly Delivered

Number of Respondents: 7



Institutional Research and Analysis (IR & A)



2016-17 Graduate Follow-up Survey: Survey Summary (1/2)

Moose Jaw, Business, Business, DIP, Base

Gender
☒ Female
☒ Gender Unknown
☒ Male

Citizenship
☒ Canadian
☒ Citizenship Unknown
☒ Permanent Resident
☒ Student Visa

Indigenous
☒ Indigenous
☒ Non-Indigenous

Number of Respondents: 53

Overall Employment

Available Workforce	# of Grads Employed	Employment Rate	# of Full-time Grads	Full-time Employment Rate
49	48	98%	38	78%

Training Related Employment

Available Workforce	# of Training Related Grads	Employment Rate	# of Full-time Grads	Full-time Employment Rate
49	36	73%	32	65%

Location of Employment

Saskatoon	Regina	Moose Jaw	Prince Albert	Elsewhere in Sask	Outside Sask
13%	23%	23%	4%	32%	4%

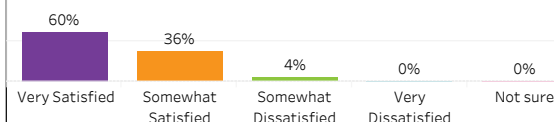
Average Salary

Overall	\$35,699
Full-time Training Related	\$43,248

Salary by Location

	Overall	Full-time Training Related
Saskatoon	29,217	39,665
Regina	35,191	41,111
Moose Jaw	33,119	43,250
Prince Albert	54,120	54,120
Elsewhere in SK	38,450	44,595
British Columbia	21,840	

Overall Satisfaction with the Program



Satisfaction with Sask Polytech

Satisfied with the decision to attend Saskpolytech	Recommend program to others	Recommend Saskpolytech to others
96%	94%	92%

Satisfaction with Campus Facilities & Services

% Satisfied % Dissatisfied % Not sure

Campus facilities



Campus activities



Instruction delivered



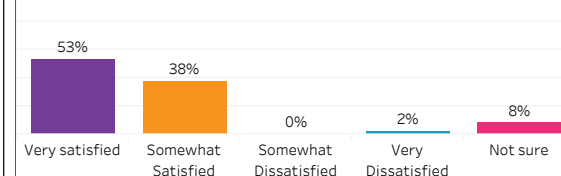
Student support services



Educational experience

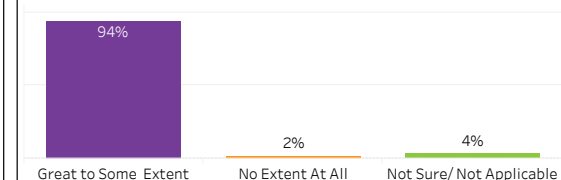


Relevance of Program to the Field of Employment

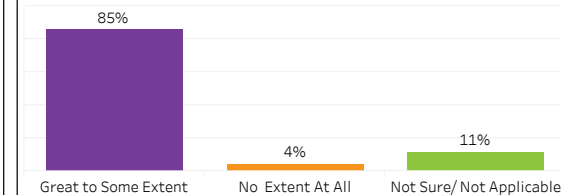


Program Benefits


Skills and knowledge relevant in the workplace



Improved earning potential



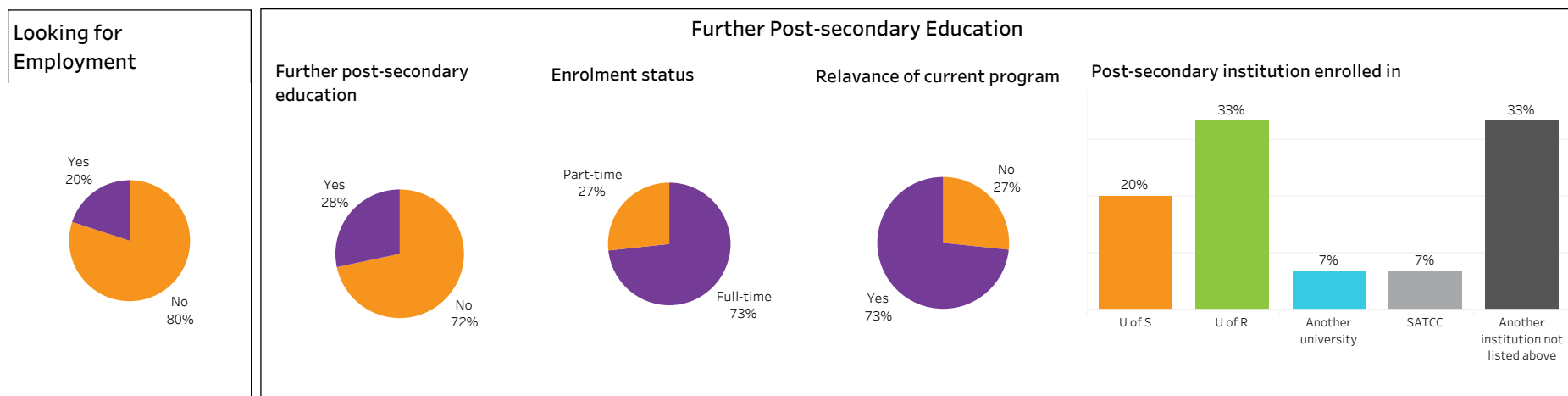
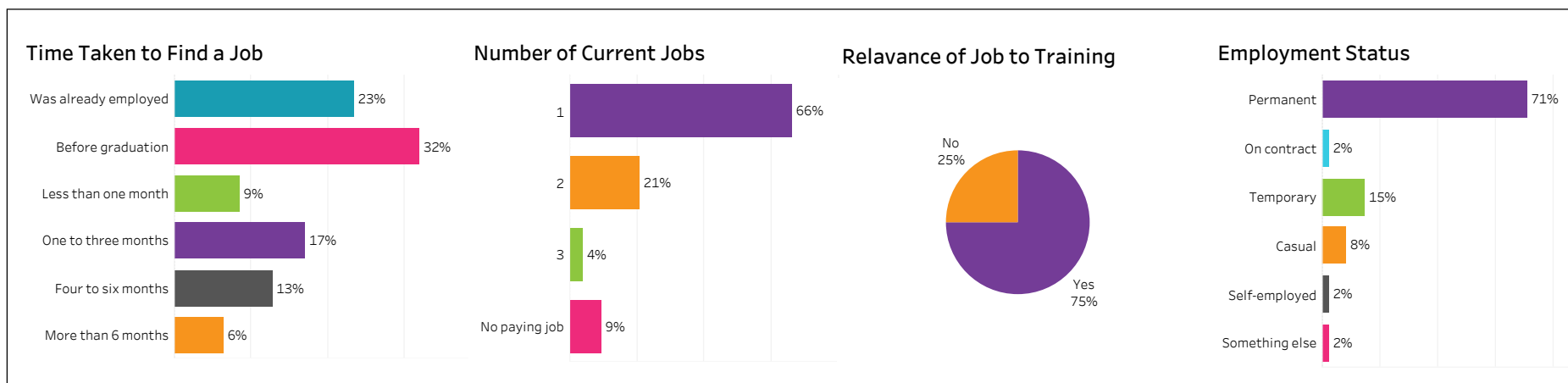
Improved employment opportunities



2016-17 Graduate Follow-up Survey: Survey Summary (2/2)

Moose Jaw, Business, Business, DIP, Base

Number of Respondents: 53



Institutional Research and Analysis (IR & A)



2016-17 Graduate Follow-up Survey: Survey Summary (1/2)

Moose Jaw, Business, Business, DIPC, Base

Gender
☒ Female
☒ Gender Unknown
☒ Male

Citizenship
☒ Canadian
☒ Citizenship Unknown
☒ Permanent Resident
☒ Student Visa

Indigenous
☒ Indigenous
☒ Non-Indigenous

Number of Respondents: **1**

Overall Employment

Available Workforce	# of Grads Employed	Employment Rate	# of Full-time Grads	Full-time Employment Rate
1	1	100%	1	100%

Training Related Employment

Available Workforce	# of Training Related Grads	Employment Rate	# of Full-time Grads	Full-time Employment Rate
1	1	100%	1	100%

Location of Employment

Saskatoon	Regina	Moose Jaw	Prince Albert	Elsewhere in Sask	Outside Sask
0%	100%	0%	0%	0%	0%

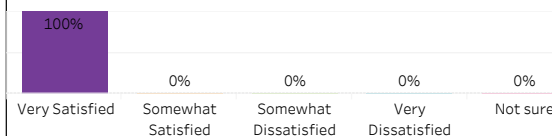
Average Salary



Salary by Location

	Overall	Full-time Training Related
Regina	43,514	43,514

Overall Satisfaction with the Program



Satisfaction with Sask Polytech

Satisfied with the decision to attend Saskpolytech	Recommend program to others	Recommend Saskpolytech to others
100%	100%	100%

Satisfaction with Campus Facilities & Services

% Satisfied % Dissatisfied % Not sure

Campus facilities



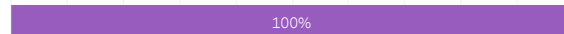
Campus activities



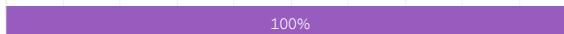
Instruction delivered



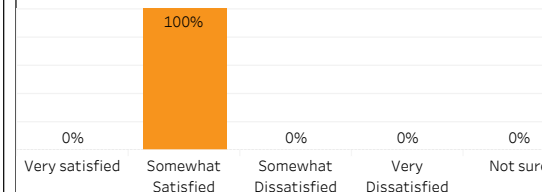
Student support services



Educational experience

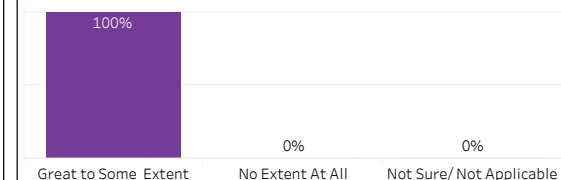


Relevance of Program to the Field of Employment

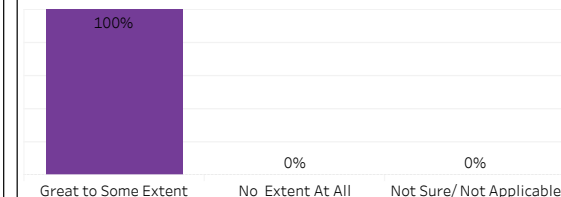


Program Benefits

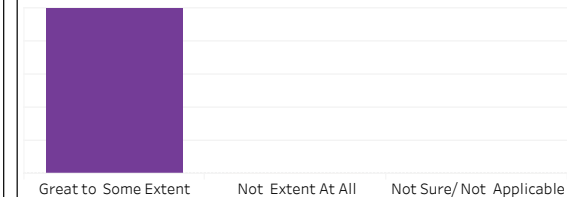
Skills and knowledge relevant in the workplace



Improved earning potential




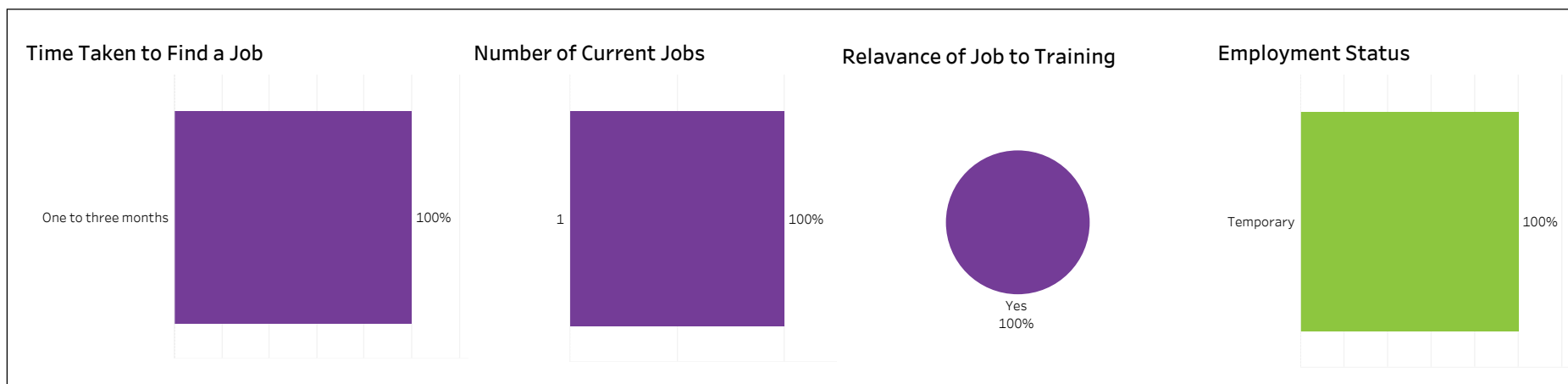
Improved employment opportunities





2016-17 Graduate Follow-up Survey:
Survey Summary (2/2)
Moose Jaw, Business, Business, DIPC, Base

Number of Respondents: 1



Institutional Research and Analysis (IR & A)



2016-17 Graduate Follow-up Survey: Survey Summary (1/2) Moose Jaw, Business, Business Accountancy, DIP, Base

Gender
☒ Female
☒ Gender Unknown
☒ Male

Citizenship
☒ Canadian
☒ Citizenship Unknown
☒ Permanent Resident
☒ Student Visa

Indigenous
☒ Indigenous
☒ Non-Indigenous

Number of Respondents: **1**

Overall Employment

Available Workforce	# of Grads Employed	Employment Rate	# of Full-time Grads	Full-time Employment Rate
1	1	100%	1	100%

Training Related Employment

Available Workforce	# of Training Related Grads	Employment Rate	# of Full-time Grads	Full-time Employment Rate
1	0	0%		

Location of Employment

Saskatoon	Regina	Moose Jaw	Prince Albert	Elsewhere in Sask	Outside Sask
100%	0%	0%	0%	0%	0%

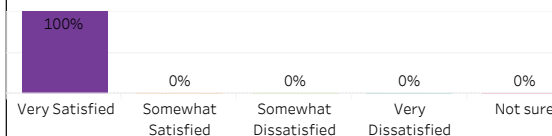
Average Salary

	Overall	Full-time Training Related
	\$25,480	

Salary by Location

	Overall	Full-time Training Related
Saskatoon	25,480	

Overall Satisfaction with the Program



Satisfaction with Sask Polytech

Satisfied with the decision to attend Saskpolytech	Recommend program to others	Recommend Saskpolytech to others
100%	100%	100%

Satisfaction with Campus Facilities & Services

% Satisfied % Dissatisfied % Not sure

Campus facilities



Campus activities



Instruction delivered



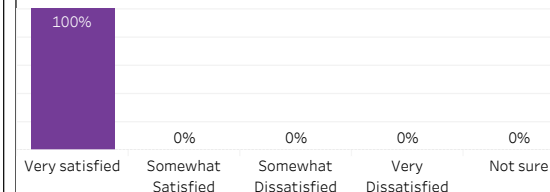
Student support services



Educational experience

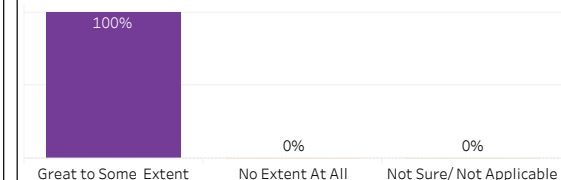


Relevance of Program to the Field of Employment

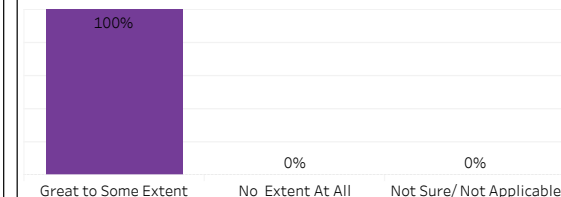


Program Benefits

Skills and knowledge relevant in the workplace



Improved earning potential




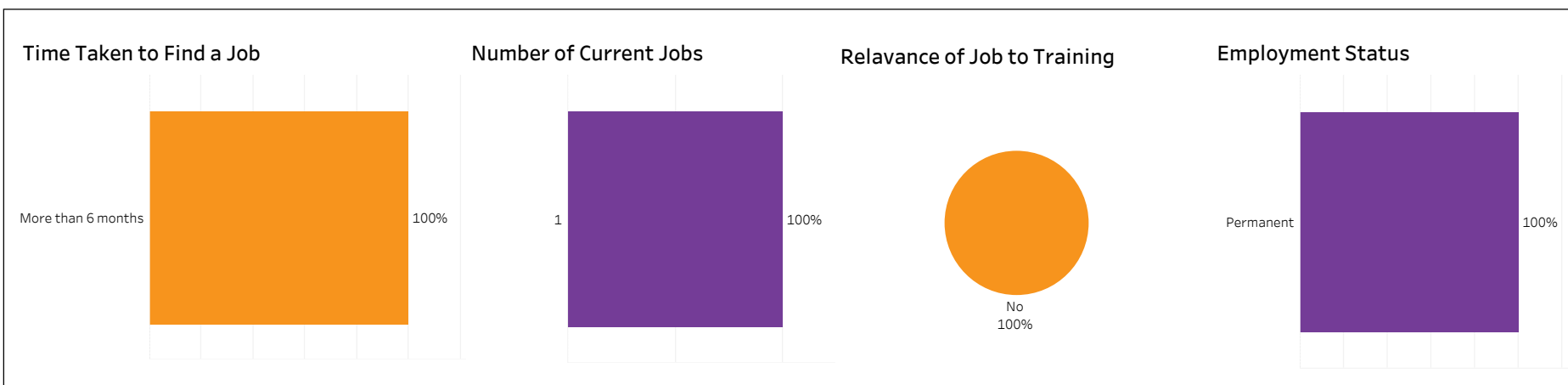
Improved employment opportunities





2016-17 Graduate Follow-up Survey:
Survey Summary (2/2)
Moose Jaw, Business, Business Accountancy, DIP, Base

Number of Respondents: 1



Institutional Research and Analysis (IR & A)



2016-17 Graduate Follow-up Survey: Survey Summary (1/2) Moose Jaw, Business, Business Accountancy, DIPC, Base

Gender
☒ Female
☒ Gender Unknown
☒ Male

Citizenship
☒ Canadian
☒ Citizenship Unknown
☒ Permanent Resident
☒ Student Visa

Indigenous
☒ Indigenous
☒ Non-Indigenous

Number of Respondents: **12**

Overall Employment

Available Workforce	# of Grads Employed	Employment Rate	# of Full-time Grads	Full-time Employment Rate
12	12	100%	11	92%

Training Related Employment

Available Workforce	# of Training Related Grads	Employment Rate	# of Full-time Grads	Full-time Employment Rate
12	10	83%	9	75%

Location of Employment

Saskatoon	Regina	Moose Jaw	Prince Albert	Elsewhere in Sask	Outside Sask
8%	33%	25%	0%	33%	0%

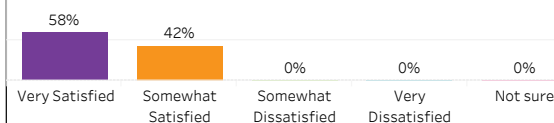
Average Salary

Overall	\$48,879
Full-time Training Related	\$39,654

Salary by Location

	Overall	Full-time Training Related
Saskatoon		
Regina	40,010	45,903
Moose Jaw	35,703	35,703
Elsewhere in SK	86,380	32,760

Overall Satisfaction with the Program



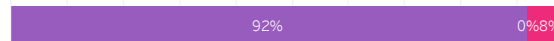
Satisfaction with Sask Polytech

Satisfied with the decision to attend Saskpolytech	Recommend program to others	Recommend Saskpolytech to others
92%	92%	92%

Satisfaction with Campus Facilities & Services

% Satisfied % Dissatisfied % Not sure

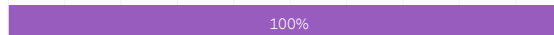
Campus facilities



Campus activities



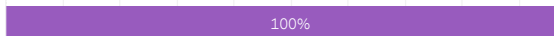
Instruction delivered



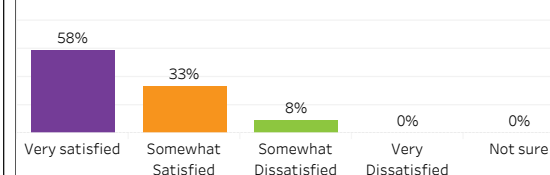
Student support services



Educational experience

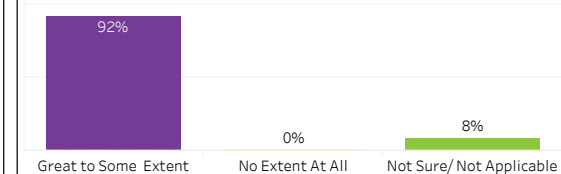


Relevance of Program to the Field of Employment

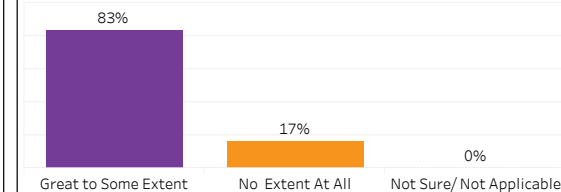


Program Benefits

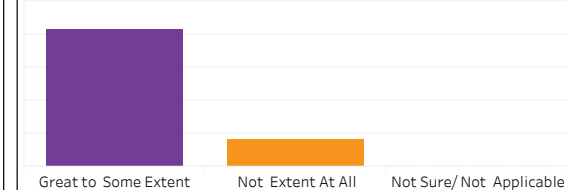
Skills and knowledge relevant in the workplace



Improved earning potential



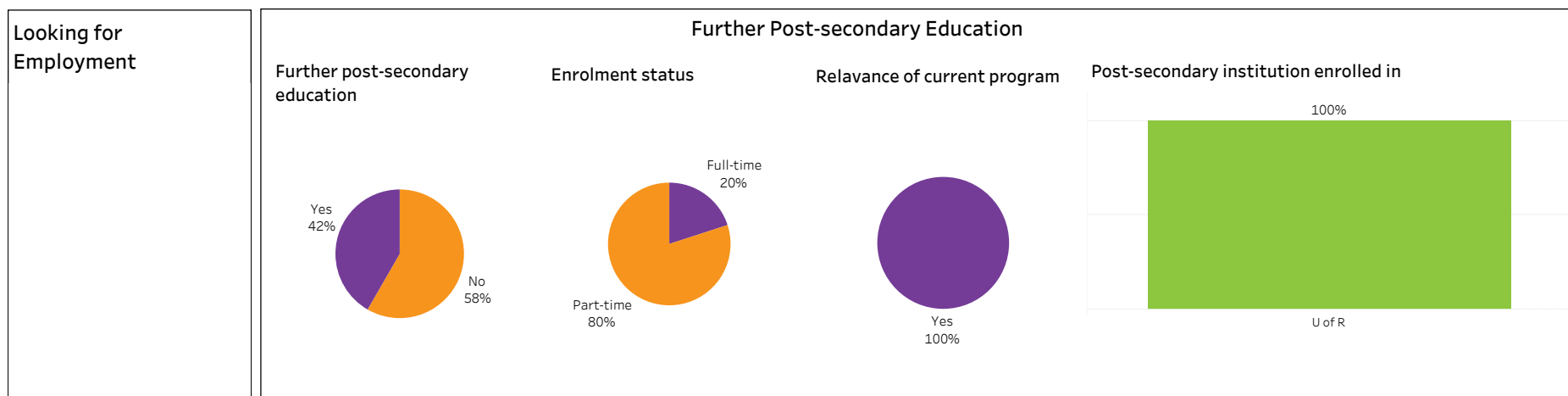
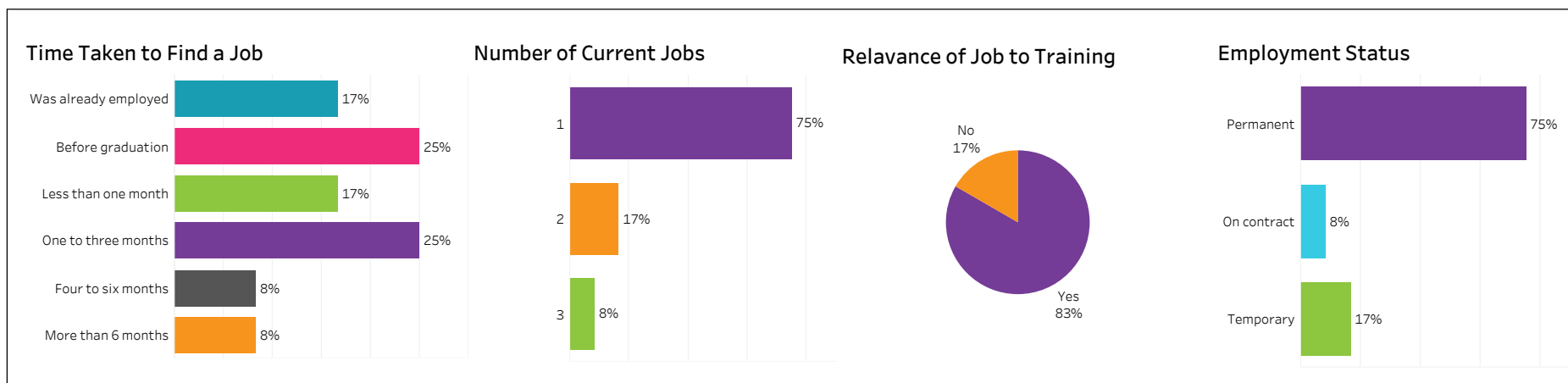
Improved employment opportunities



2016-17 Graduate Follow-up Survey: Survey Summary (2/2)

Moose Jaw, Business, Business Accountancy, DIPC, Base

Number of Respondents: 12





2016-17 Graduate Follow-up Survey: Survey Summary (1/2) Moose Jaw, Business, Business Accountancy, DIP, Con Ed - Sask Poly Delivered

Gender
☒ Female
☒ Gender Unknown
☒ Male

Citizenship
☒ Canadian
☒ Citizenship Unknown
☒ Permanent Resident
☒ Student Visa

Indigenous
☒ Indigenous
☒ Non-Indigenous

Number of Respondents: **11**

Overall Employment

Available Workforce	# of Grads Employed	Employment Rate	# of Full-time Grads	Full-time Employment Rate
9	9	100%	8	89%

Training Related Employment

Available Workforce	# of Training Related Grads	Employment Rate	# of Full-time Grads	Full-time Employment Rate
9	8	89%	8	89%

Location of Employment

Saskatoon	Regina	Moose Jaw	Prince Albert	Elsewhere in Sask	Outside Sask
33%	33%	11%	0%	22%	0%

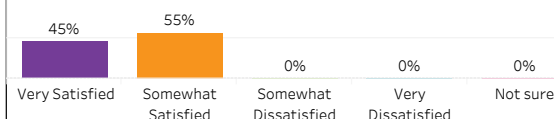
Average Salary



Salary by Location

	Overall	Full-time Training Related
Saskatoon	43,563	43,563
Regina	41,253	50,960
Moose Jaw	61,577	61,577
Elsewhere in SK	54,000	54,000

Overall Satisfaction with the Program



Satisfaction with Sask Polytech

Satisfied with the decision to attend Saskpolytech	Recommend program to others	Recommend Saskpolytech to others
100%	100%	100%

Satisfaction with Campus Facilities & Services

% Satisfied % Dissatisfied % Not sure

Campus facilities



Campus activities



Instruction delivered



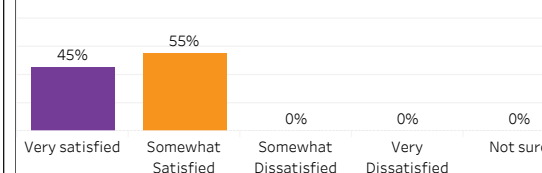
Student support services



Educational experience

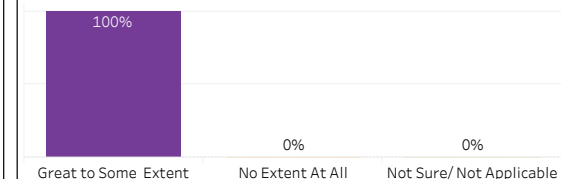


Relevance of Program to the Field of Employment

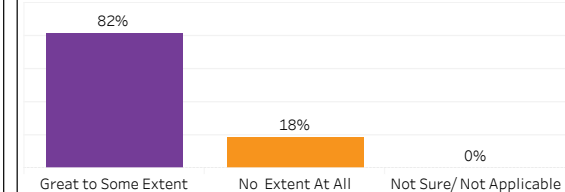


Program Benefits

Skills and knowledge relevant in the workplace



Improved earning potential

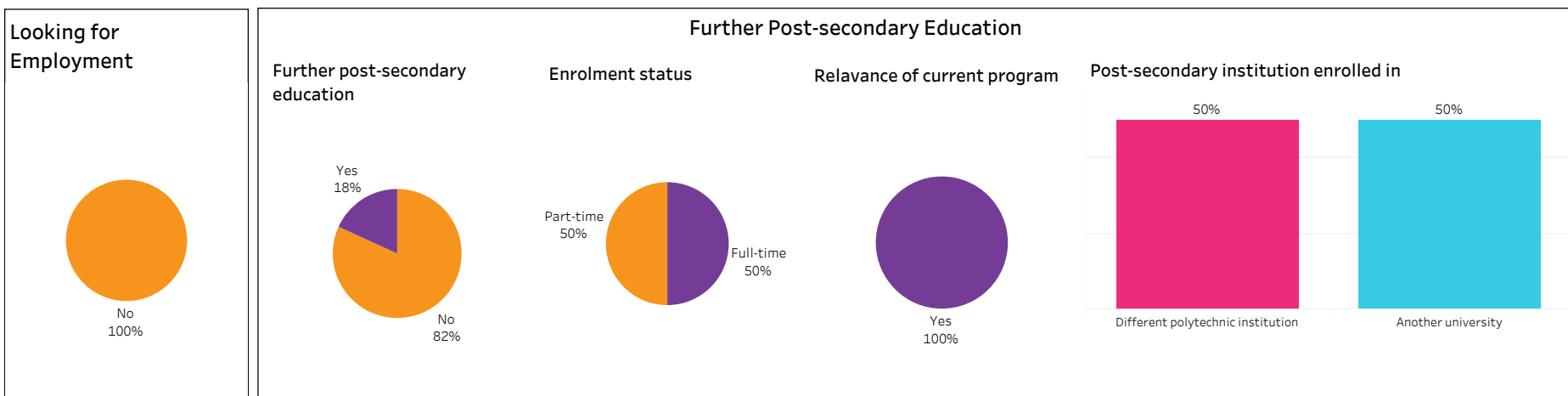
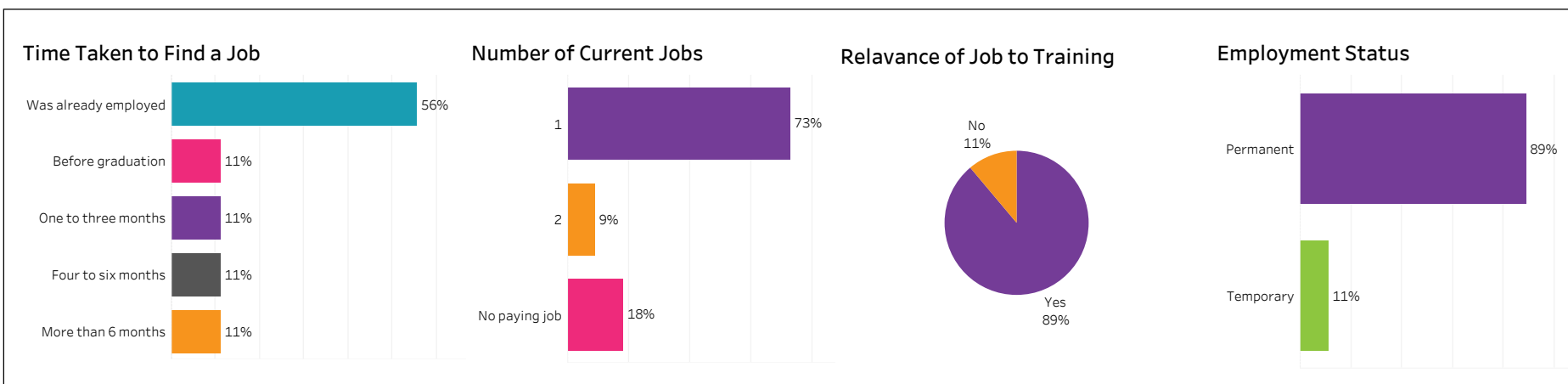


Improved employment opportunities



**2016-17 Graduate Follow-up Survey:
Survey Summary (2/2)**
Moose Jaw, Business, Business Accountancy, DIP, Con Ed - Sask
Poly Delivered

Number of Respondents: **11**



Institutional Research and Analysis (IR & A)



**2016-17 Graduate Follow-up Survey:
Survey Summary (1/2)**
**Moose Jaw, Business, Business Financial Services,
DIP, Base**

Gender
☒ Female
☒ Gender Unknown
☒ Male

Citizenship
☒ Canadian
☒ Citizenship Unknown
☒ Permanent Resident
☒ Student Visa

Indigenous
☒ Indigenous
☒ Non-Indigenous

Number of Respondents: **2**

Overall Employment

Available Workforce	# of Grads Employed	Employment Rate	# of Full-time Grads	Full-time Employment Rate
2	2	100%	1	50%

Training Related Employment

Available Workforce	# of Training Related Grads	Employment Rate	# of Full-time Grads	Full-time Employment Rate
2	1	50%	1	50%

Location of Employment

Saskatoon	Regina	Moose Jaw	Prince Albert	Elsewhere in Sask	Outside Sask
0%	50%	0%	0%	50%	0%

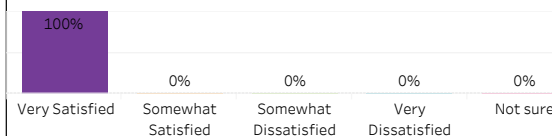
Average Salary

Overall	\$35,136
Full-time Training Related	\$45,000

Salary by Location

	Overall	Full-time Training Related
Regina	25,272	
Elsewhere in SK	45,000	45,000

Overall Satisfaction with the Program



Satisfaction with Sask Polytech

Satisfied with the decision to attend Saskpolytech	Recommend program to others	Recommend Saskpolytech to others
100%	100%	100%

Satisfaction with Campus Facilities & Services

■ % Satisfied ■ % Dissatisfied ■ % Not sure

Campus facilities



Campus activities



Instruction delivered



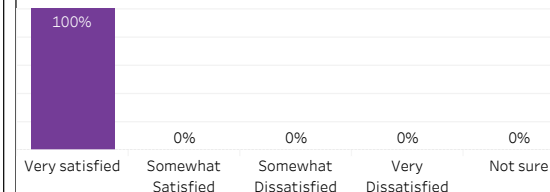
Student support services



Educational experience

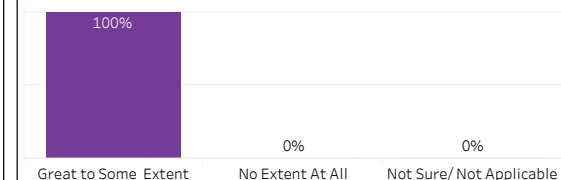


Relevance of Program to the Field of Employment

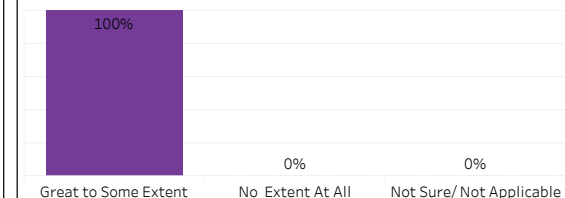


Program Benefits

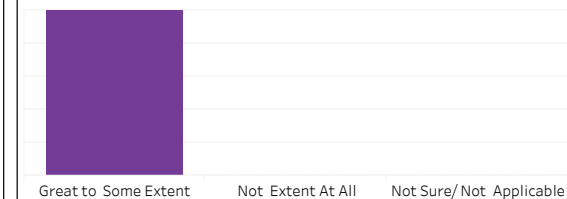
Skills and knowledge relevant in the workplace



Improved earning potential

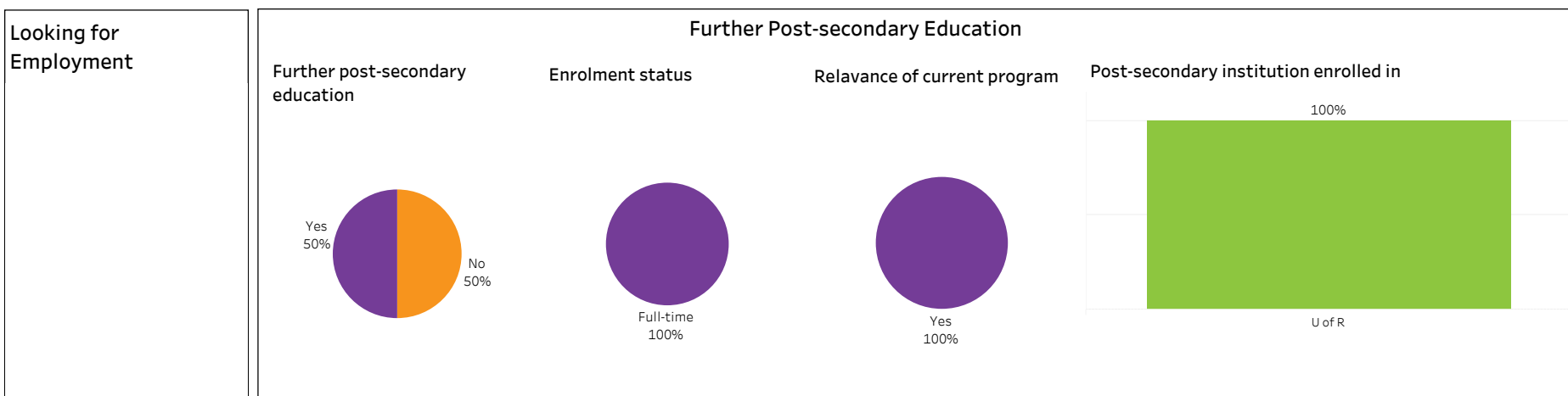
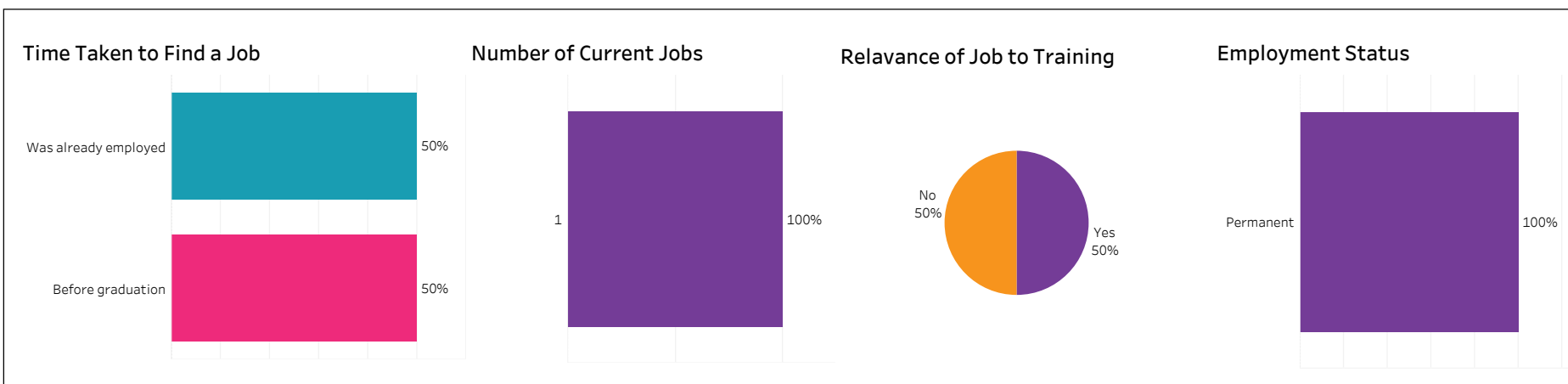


Improved employment opportunities



**2016-17 Graduate Follow-up Survey:
Survey Summary (2/2)**
Moose Jaw, Business, Business Financial Services, DIP, Base

Number of Respondents: 2



Institutional Research and Analysis (IR & A)



**2016-17 Graduate Follow-up Survey:
Survey Summary (1/2)**
**Moose Jaw, Business, Business Human Resources,
DIP, Base**

Gender
☒ Female
☒ Gender Unknown
☒ Male

Citizenship
☒ Canadian
☒ Citizenship Unknown
☒ Permanent Resident
☒ Student Visa

Indigenous
☒ Indigenous
☒ Non-Indigenous

Number of Respondents: **1**

Overall Employment

Available Workforce	# of Grads Employed	Employment Rate	# of Full-time Grads	Full-time Employment Rate
1	1	100%	1	100%

Training Related Employment

Available Workforce	# of Training Related Grads	Employment Rate	# of Full-time Grads	Full-time Employment Rate
1	0	0%		

Location of Employment

Saskatoon	Regina	Moose Jaw	Prince Albert	Elsewhere in Sask	Outside Sask
0%	0%	0%	0%	0%	100%

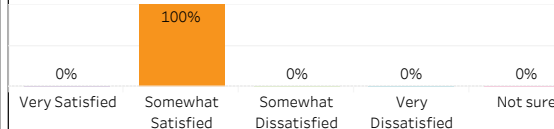
Average Salary

	Overall	Full-time Training Related
	\$37,500	

Salary by Location

	Overall	Full-time Training Related
British Columbia	37,500	

Overall Satisfaction with the Program



Satisfaction with Sask Polytech

Satisfied with the decision to attend Saskpolytech	Recommend program to others	Recommend Saskpolytech to others
100%	100%	100%

Satisfaction with Campus Facilities & Services

■ % Satisfied ■ % Dissatisfied ■ % Not sure

Campus facilities



Campus activities



Instruction delivered



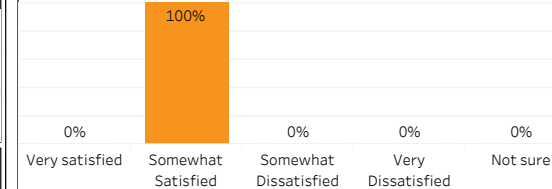
Student support services



Educational experience

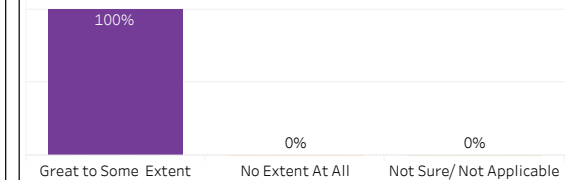


Relevance of Program to the Field of Employment

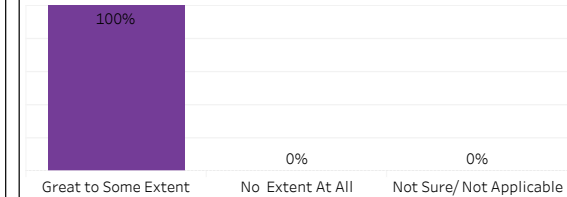


Program Benefits


Skills and knowledge relevant in the workplace



Improved earning potential




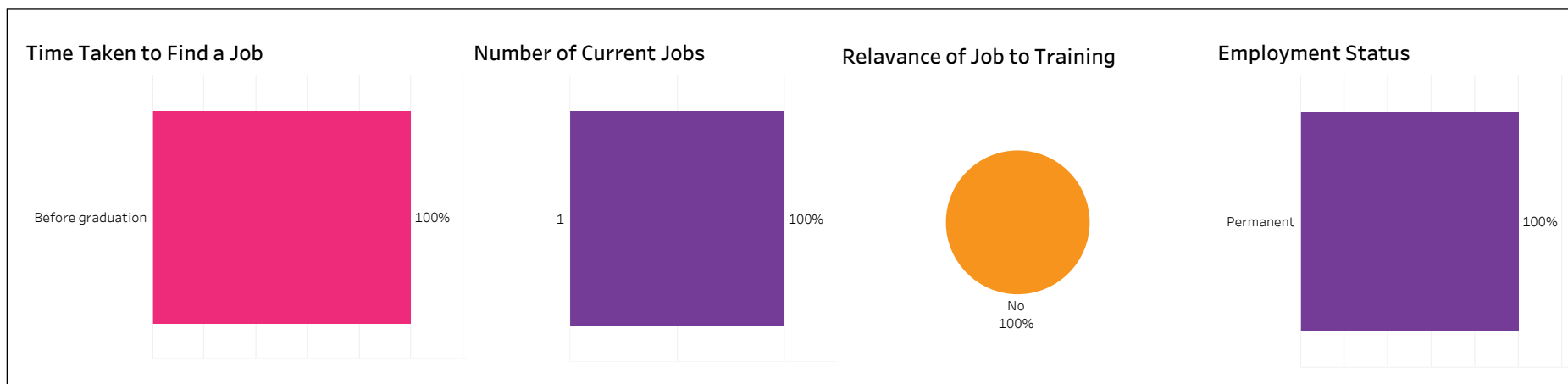
Improved employment opportunities





2016-17 Graduate Follow-up Survey:
Survey Summary (2/2)
Moose Jaw, Business, Business Human Resources, DIP, Base

Number of Respondents: 1



Institutional Research and Analysis (IR & A)



**2016-17 Graduate Follow-up Survey:
Survey Summary (1/2)**
**Moose Jaw, Business, Business Human Resources,
DIPC, Base**

Gender
☒ Female
☒ Gender Unknown
☒ Male

Citizenship
☒ Canadian
☒ Citizenship Unknown
☒ Permanent Resident
☒ Student Visa

Indigenous
☒ Indigenous
☒ Non-Indigenous

Number of Respondents: **5**

Overall Employment

Available Workforce	# of Grads Employed	Employment Rate	# of Full-time Grads	Full-time Employment Rate
5	5	100%	5	100%

Training Related Employment

Available Workforce	# of Training Related Grads	Employment Rate	# of Full-time Grads	Full-time Employment Rate
5	3	60%	3	60%

Location of Employment

Saskatoon	Regina	Moose Jaw	Prince Albert	Elsewhere in Sask	Outside Sask
20%	40%	20%	0%	20%	0%

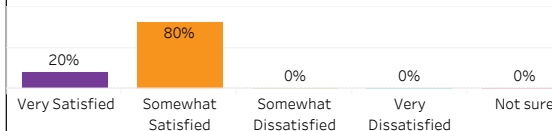
Average Salary

Overall	\$53,633
Full-time Training Related	\$44,050

Salary by Location

	Overall	Full-time Training Related
Saskatoon	72,800	
Regina	46,500	46,500
Moose Jaw		
Elsewhere in SK	41,600	41,600

Overall Satisfaction with the Program



Satisfaction with Sask Polytech

Satisfied with the decision to attend Saskpolytech	Recommend program to others	Recommend Saskpolytech to others
100%	100%	100%

Satisfaction with Campus Facilities & Services

■ % Satisfied ■ % Dissatisfied ■ % Not sure

Campus facilities



Campus activities



Instruction delivered



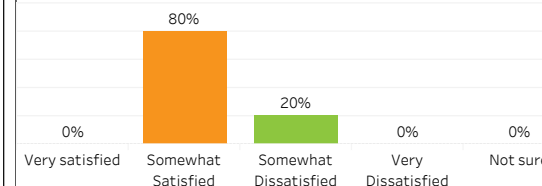
Student support services



Educational experience

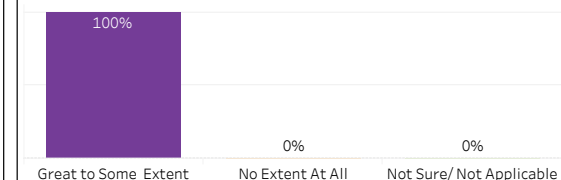


Relevance of Program to the Field of Employment

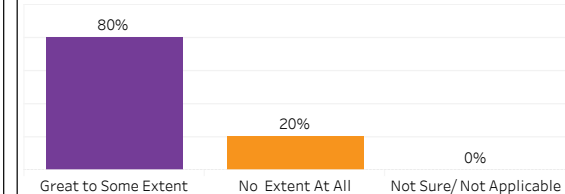


Program Benefits

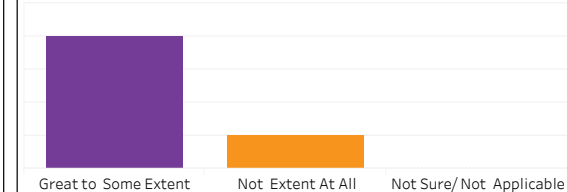
Skills and knowledge relevant in the workplace



Improved earning potential



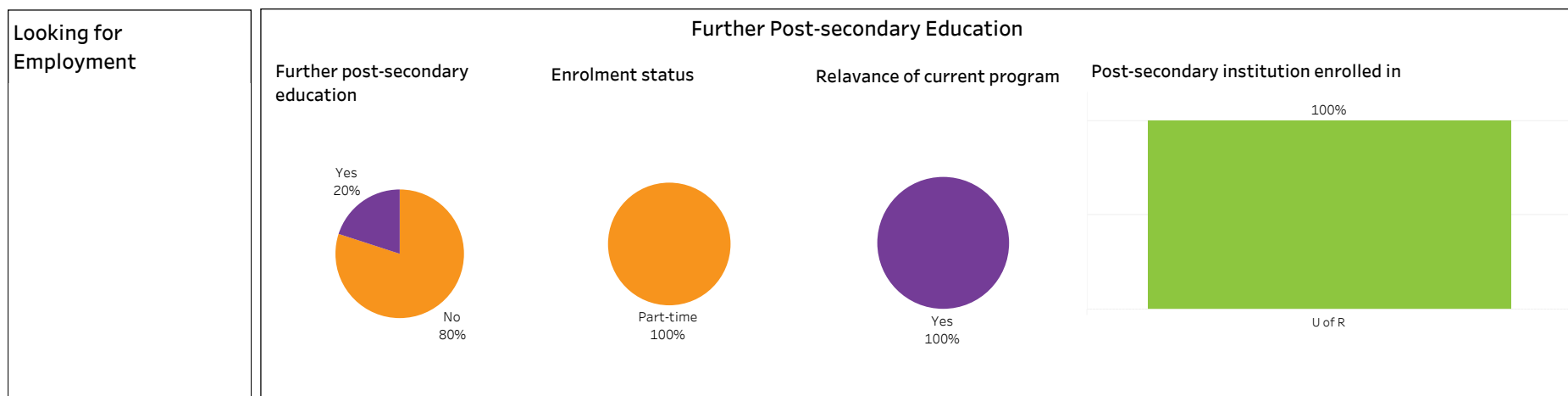
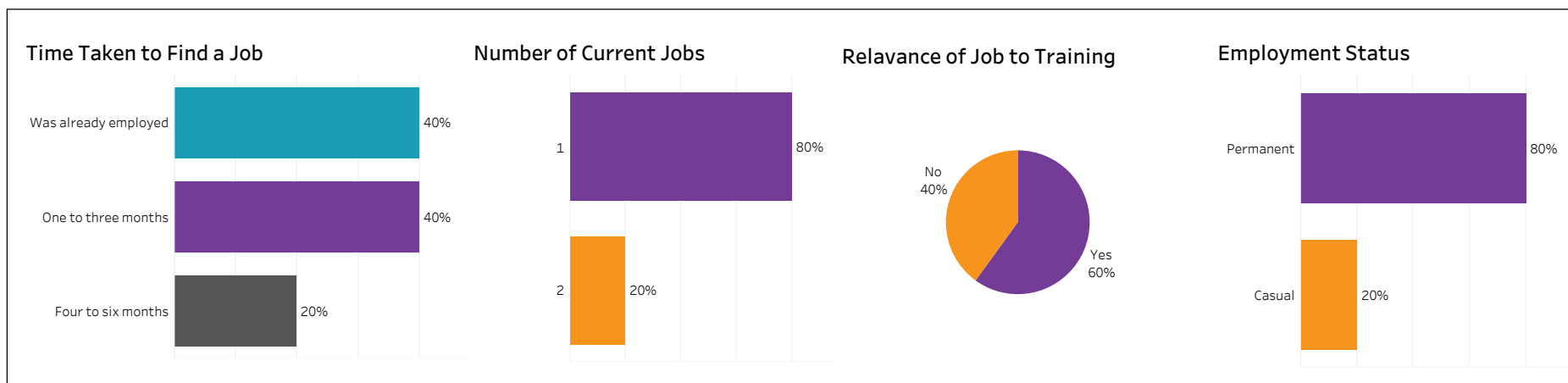
Improved employment opportunities



2016-17 Graduate Follow-up Survey: Survey Summary (2/2)

Moose Jaw, Business, Business Human Resources, DIPC, Base

Number of Respondents: 5



Institutional Research and Analysis (IR & A)



2016-17 Graduate Follow-up Survey: Survey Summary (1/2) Moose Jaw, Business, Business Human Resources, DIP, Con Ed - Sask Poly Delivered

Gender
☒ Female
☒ Gender Unknown
☒ Male

Citizenship
☒ Canadian
☒ Citizenship Unknown
☒ Permanent Resident
☒ Student Visa

Indigenous
☒ Indigenous
☒ Non-Indigenous

Number of Respondents: 6

Overall Employment

Available Workforce	# of Grads Employed	Employment Rate	# of Full-time Grads	Full-time Employment Rate
6	6	100%	6	100%

Training Related Employment

Available Workforce	# of Training Related Grads	Employment Rate	# of Full-time Grads	Full-time Employment Rate
6	5	83%	5	83%

Location of Employment

Saskatoon	Regina	Moose Jaw	Prince Albert	Elsewhere in Sask	Outside Sask
17%	83%	0%	0%	0%	0%

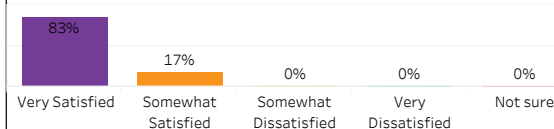
Average Salary

Overall	\$59,850
Full-time Training Related	\$65,057

Salary by Location

	Overall	Full-time Training Related
Saskatoon	44,226	
Regina	65,057	65,057

Overall Satisfaction with the Program



Satisfaction with Sask Polytech

Satisfied with the decision to attend Saskpolytech	Recommend program to others	Recommend Saskpolytech to others
100%	83%	100%

Satisfaction with Campus Facilities & Services

% Satisfied % Dissatisfied % Not sure

Campus facilities



Campus activities



Instruction delivered



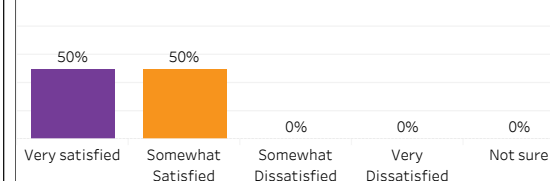
Student support services



Educational experience

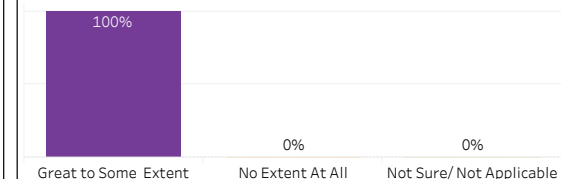


Relevance of Program to the Field of Employment

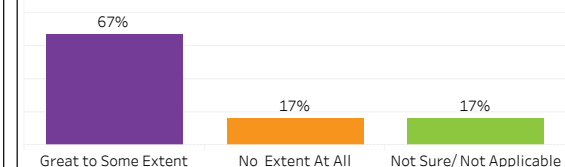


Program Benefits

Skills and knowledge relevant in the workplace



Improved earning potential



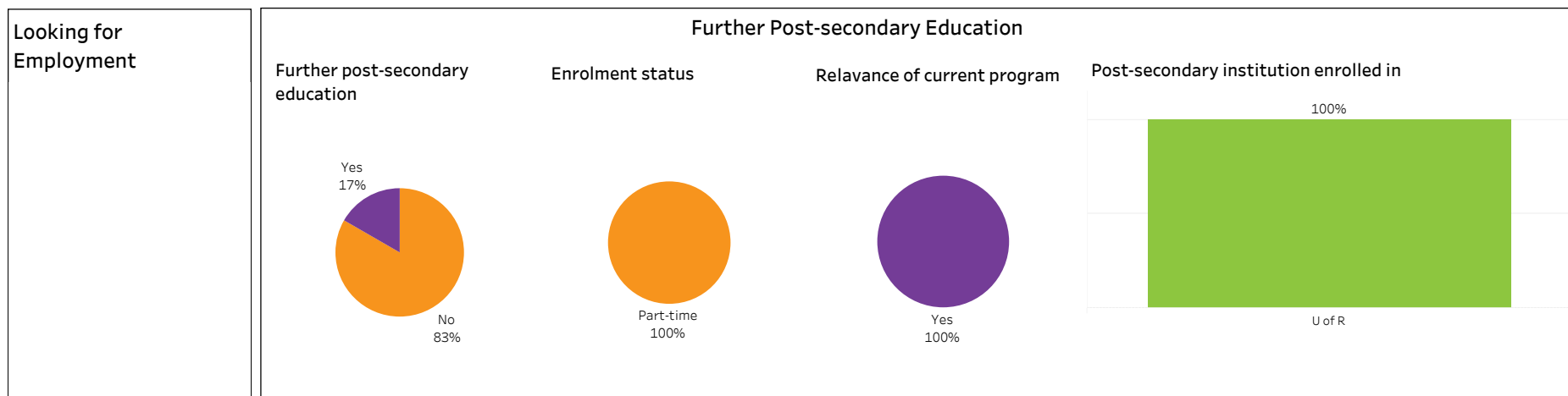
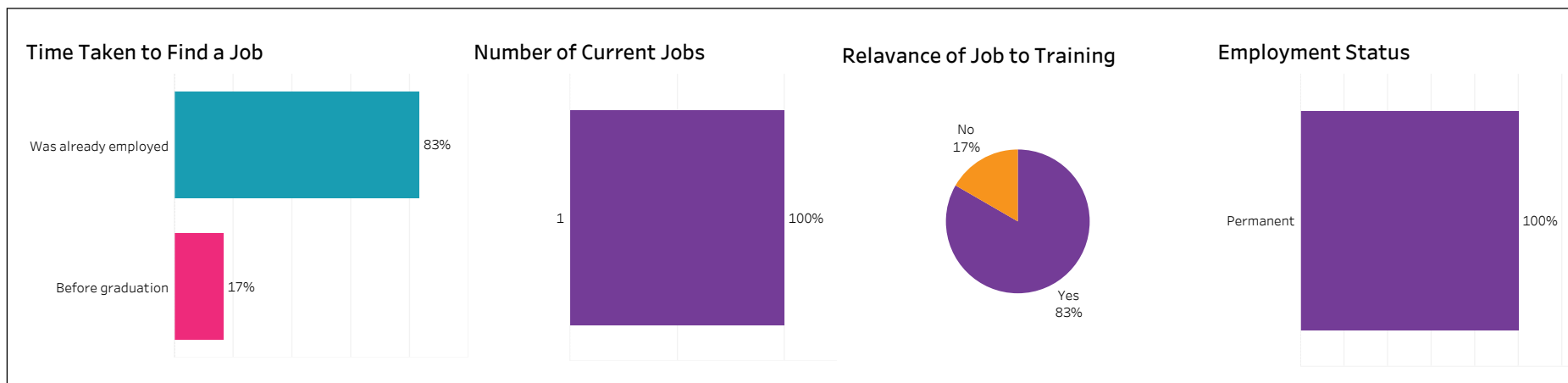
Improved employment opportunities





2016-17 Graduate Follow-up Survey:
Survey Summary (2/2)
Moose Jaw, Business, Business Human Resources, DIP, Con Ed -
Sask Poly Delivered

Number of Respondents: 6



Institutional Research and Analysis (IR & A)



2016-17 Graduate Follow-up Survey: Survey Summary (1/2) Moose Jaw, Business, Business Management, DIP, Base

Gender
☒ Female
☒ Gender Unknown
☒ Male

Citizenship
☒ Canadian
☒ Citizenship Unknown
☒ Permanent Resident
☒ Student Visa

Indigenous
☒ Indigenous
☒ Non-Indigenous

Number of Respondents: **1**

Overall Employment

Available Workforce	# of Grads Employed	Employment Rate	# of Full-time Grads	Full-time Employment Rate
1	1	100%	1	100%

Training Related Employment

Available Workforce	# of Training Related Grads	Employment Rate	# of Full-time Grads	Full-time Employment Rate
1	1	100%	1	100%

Location of Employment

Saskatoon	Regina	Moose Jaw	Prince Albert	Elsewhere in Sask	Outside Sask
0%	100%	0%	0%	0%	0%

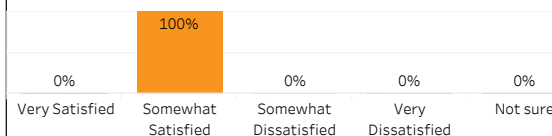
Average Salary



Salary by Location

	Overall	Full-time Training Related
Regina	33,592	33,592

Overall Satisfaction with the Program



Satisfaction with Sask Polytech

Satisfied with the decision to attend Saskpolytech	Recommend program to others	Recommend Saskpolytech to others
100%	0%	100%

Satisfaction with Campus Facilities & Services

% Satisfied % Dissatisfied % Not sure

Campus facilities



Campus activities



Instruction delivered



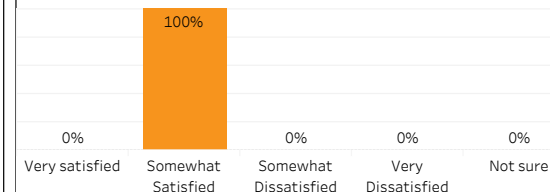
Student support services



Educational experience

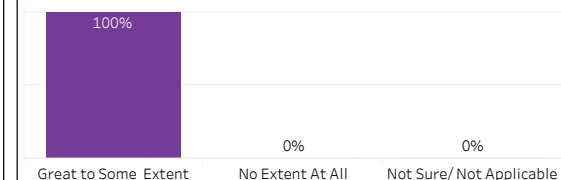


Relevance of Program to the Field of Employment

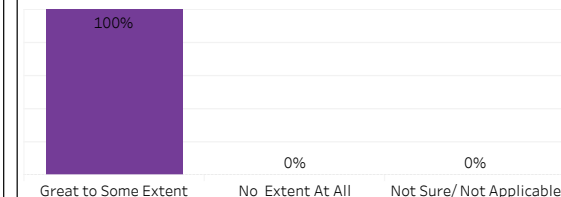


Program Benefits

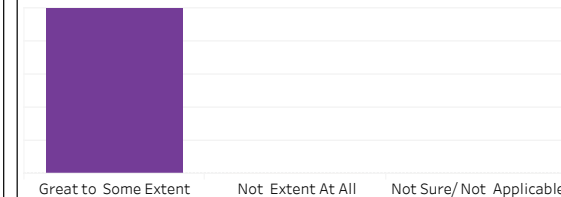
Skills and knowledge relevant in the workplace



Improved earning potential




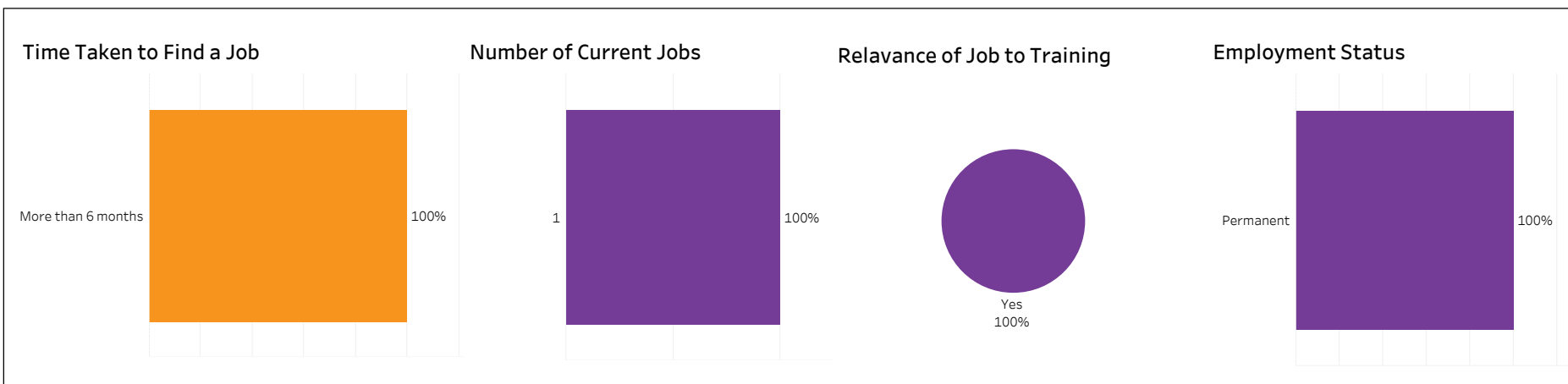
Improved employment opportunities





2016-17 Graduate Follow-up Survey:
Survey Summary (2/2)
Moose Jaw, Business, Business Management, DIP, Base

Number of Respondents: 1



Institutional Research and Analysis (IR & A)



**2016-17 Graduate Follow-up Survey:
Survey Summary (1/2)**
**Moose Jaw, Business, Business Management,
DIP, Con Ed - Sask Poly Delivered**

Gender
☒ Female
☒ Gender Unknown
☒ Male

Citizenship
☒ Canadian
☒ Citizenship Unknown
☒ Permanent Resident
☒ Student Visa

Indigenous
☒ Indigenous
☒ Non-Indigenous

Number of Respondents: **1**

Overall Employment

Available Workforce	# of Grads Employed	Employment Rate	# of Full-time Grads	Full-time Employment Rate
1	1	100%	1	100%

Training Related Employment

Available Workforce	# of Training Related Grads	Employment Rate	# of Full-time Grads	Full-time Employment Rate
1	1	100%	1	100%

Location of Employment

Saskatoon	Regina	Moose Jaw	Prince Albert	Elsewhere in Sask	Outside Sask
0%	0%	0%	0%	100%	0%

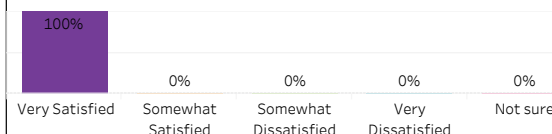
Average Salary



Salary by Location

	Overall	Full-time Training Related
Elsewhere in SK	65,520	65,520

Overall Satisfaction with the Program



Satisfaction with Sask Polytech

Satisfied with the decision to attend Saskpolytech	Recommend program to others	Recommend Saskpolytech to others
100%	100%	100%

Satisfaction with Campus Facilities & Services

■ % Satisfied ■ % Dissatisfied ■ % Not sure

Campus facilities



Campus activities



Instruction delivered



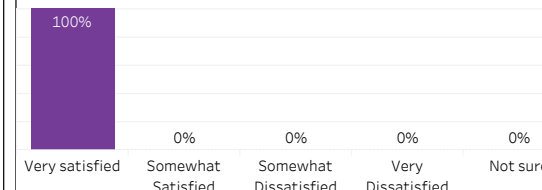
Student support services



Educational experience

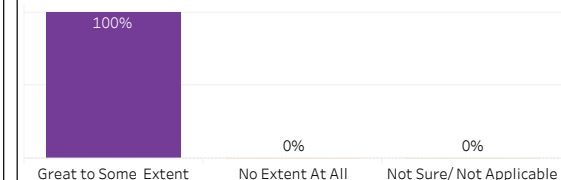


Relevance of Program to the Field of Employment

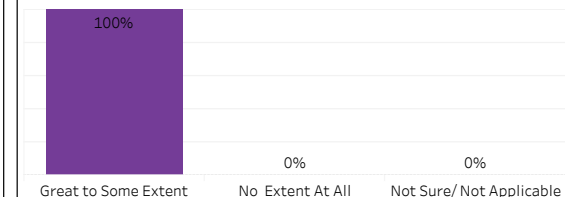


Program Benefits

Skills and knowledge relevant in the workplace



Improved earning potential




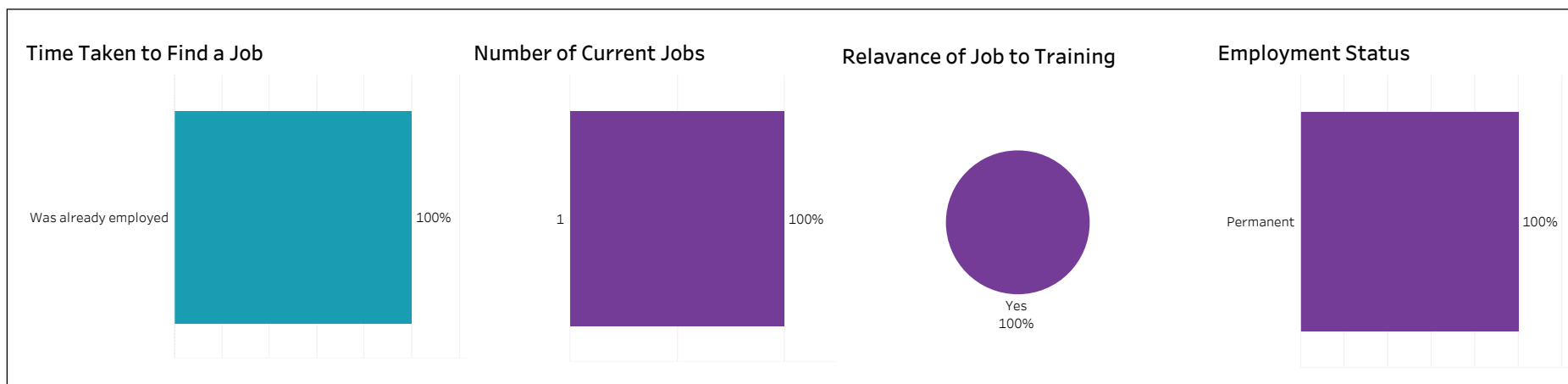
Improved employment opportunities





2016-17 Graduate Follow-up Survey:
Survey Summary (2/2)
Moose Jaw, Business, Business Management, DIP, Con Ed - Sask
Poly Delivered

Number of Respondents: 1





2016-17 Graduate Follow-up Survey: Survey Summary (1/2) Moose Jaw, Business, Business Management, PGCERT, Base

Gender
☒ Female
☒ Gender Unknown
☒ Male

Citizenship
☒ Canadian
☒ Citizenship Unknown
☒ Permanent Resident
☒ Student Visa

Indigenous
☒ Indigenous
☒ Non-Indigenous

Number of Respondents: 19

Overall Employment

Available Workforce	# of Grads Employed	Employment Rate	# of Full-time Grads	Full-time Employment Rate
19	19	100%	14	74%

Training Related Employment

Available Workforce	# of Training Related Grads	Employment Rate	# of Full-time Grads	Full-time Employment Rate
19	10	53%	8	42%

Location of Employment

Saskatoon	Regina	Moose Jaw	Prince Albert	Elsewhere in Sask	Outside Sask
11%	22%	39%	0%	28%	0%

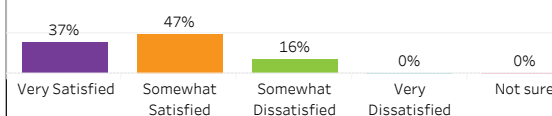
Average Salary

Overall	\$35,563
Full-time Training Related	\$45,291

Salary by Location

	Overall	Full-time Training Related
Saskatoon	45,000	45,000
Regina	39,546	32,760
Moose Jaw	25,266	44,240
Elsewhere in SK	51,133	59,020

Overall Satisfaction with the Program



Satisfaction with Sask Polytech

Satisfied with the decision to attend Saskpolytech	Recommend program to others	Recommend Saskpolytech to others
84%	84%	94%

Satisfaction with Campus Facilities & Services

% Satisfied % Dissatisfied % Not sure

Campus facilities



Campus activities



Instruction delivered



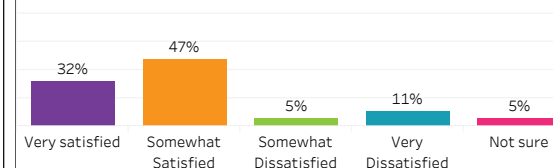
Student support services



Educational experience

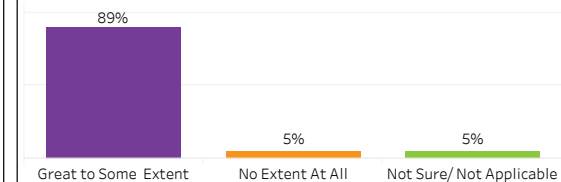


Relevance of Program to the Field of Employment

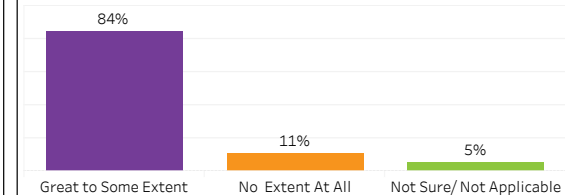


Program Benefits

Skills and knowledge relevant in the workplace



Improved earning potential



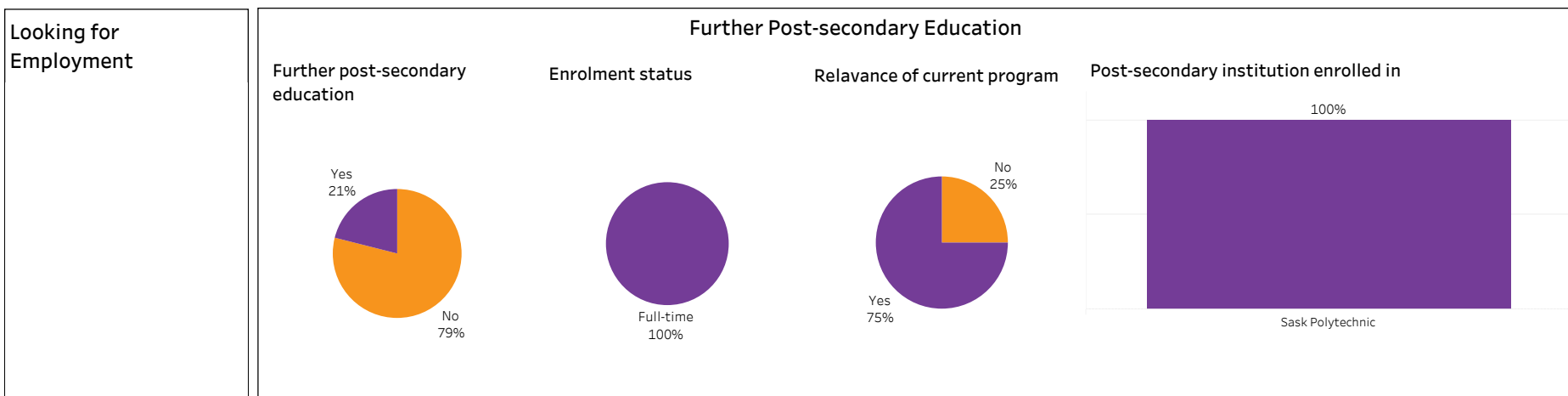
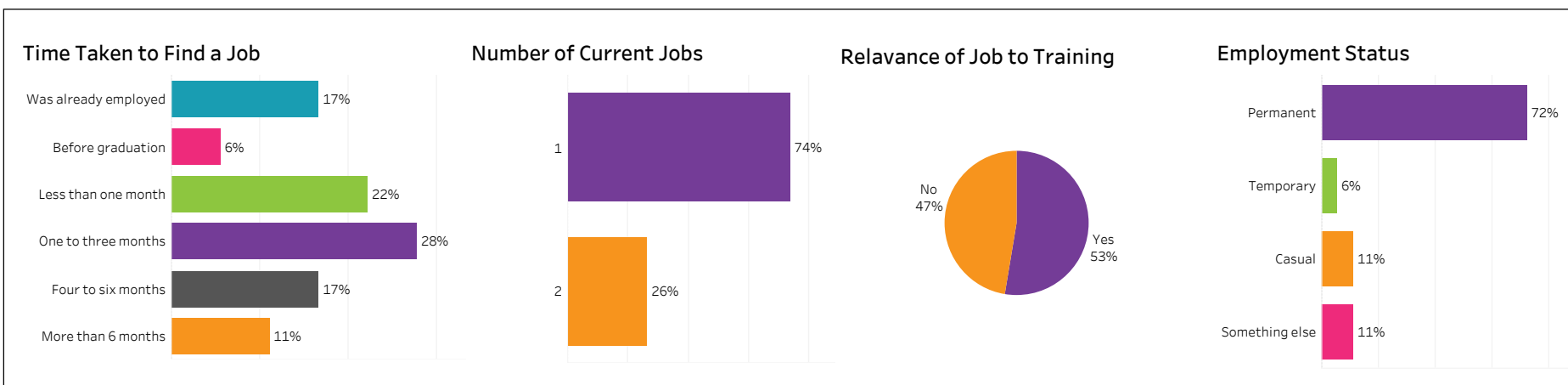
Improved employment opportunities



2016-17 Graduate Follow-up Survey: Survey Summary (2/2)

Moose Jaw, Business, Business Management, PGCERT, Base

Number of Respondents: 19



Institutional Research and Analysis (IR & A)



2016-17 Graduate Follow-up Survey:
Survey Summary (1/2)
Moose Jaw, Business, Business Marketing,
DIP, Base

Gender
☒ Female
☒ Gender Unknown
☒ Male

Citizenship
☒ Canadian
☒ Citizenship Unknown
☒ Permanent Resident
☒ Student Visa

Indigenous
☒ Indigenous
☒ Non-Indigenous

Number of Respondents: 1

Overall Employment

Available Workforce	# of Grads Employed	Employment Rate	# of Full-time Grads	Full-time Employment Rate
1	1	100%	1	100%

Training Related Employment

Available Workforce	# of Training Related Grads	Employment Rate	# of Full-time Grads	Full-time Employment Rate
1	1	100%	1	100%

Location of Employment

Saskatoon	Regina	Moose Jaw	Prince Albert	Elsewhere in Sask	Outside Sask
0%	0%	0%	0%	0%	100%

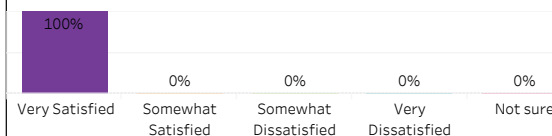
Average Salary

Overall	\$54,080
Full-time Training Related	\$54,080

Salary by Location

	Overall	Full-time Training Related
Ontario	54,080	54,080

Overall Satisfaction with the Program



Satisfaction with Sask Polytech

Satisfied with the decision to attend Saskpolytech	Recommend program to others	Recommend Saskpolytech to others
100%	100%	100%

Satisfaction with Campus Facilities & Services

% Satisfied % Dissatisfied % Not sure

Campus facilities



Campus activities



Instruction delivered



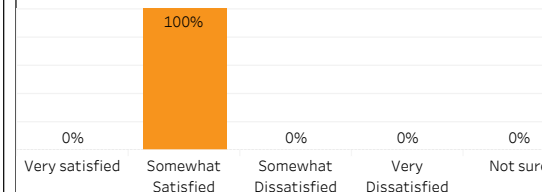
Student support services



Educational experience

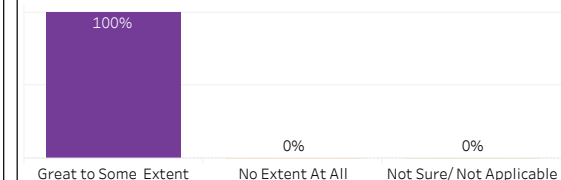


Relevance of Program to the Field of Employment

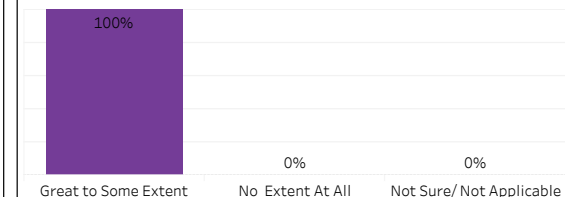


Program Benefits

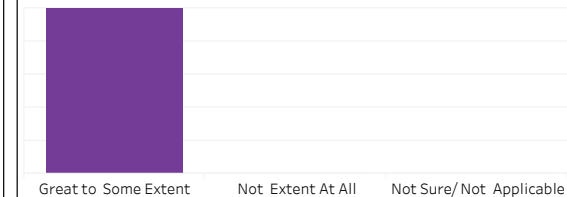
Skills and knowledge relevant in the workplace



Improved earning potential

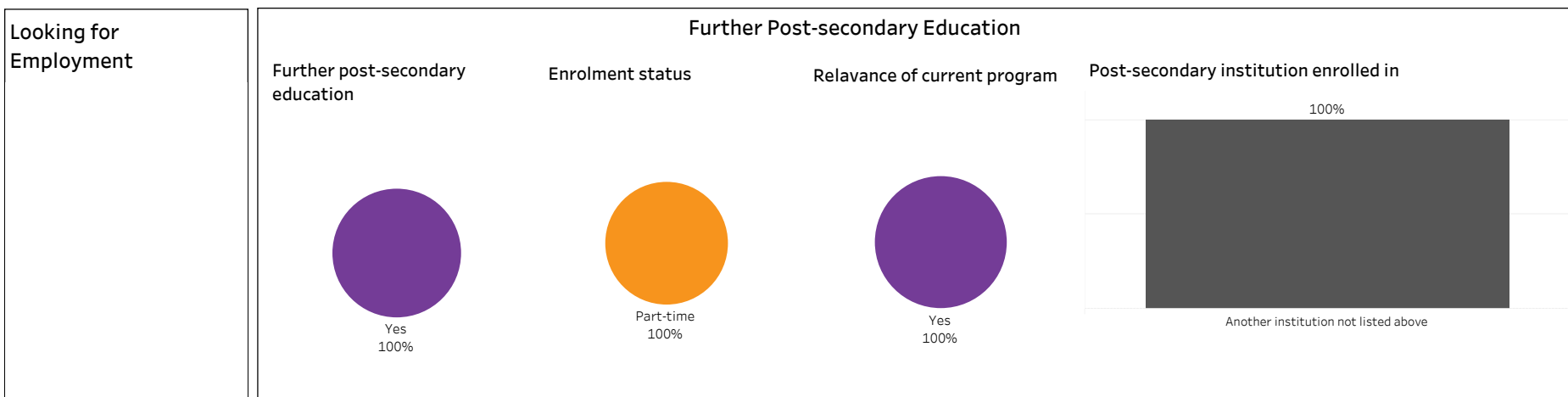
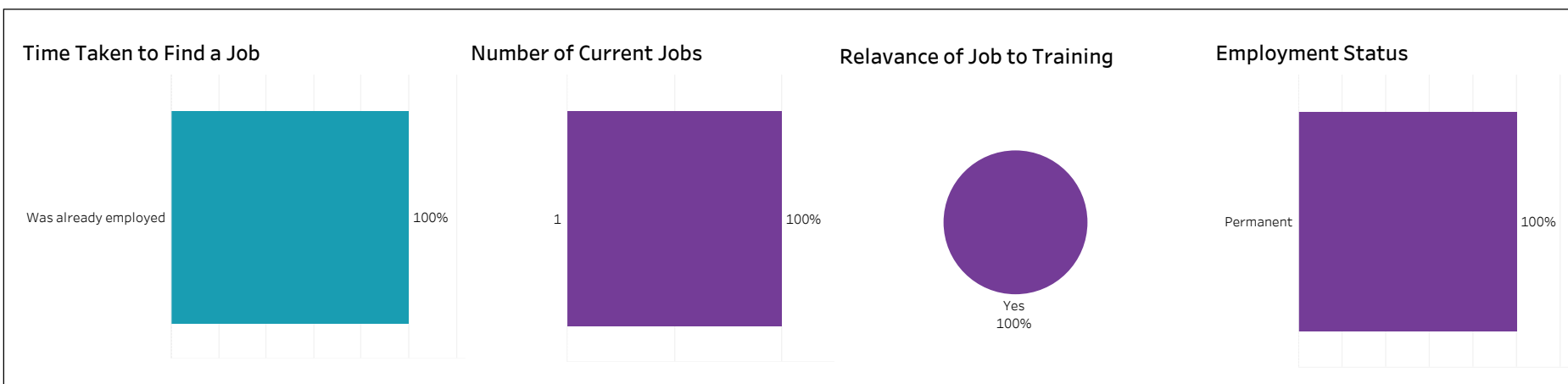


Improved employment opportunities



2016-17 Graduate Follow-up Survey:
Survey Summary (2/2)
Moose Jaw, Business, Business Marketing, DIP, Base

Number of Respondents: 1





2016-17 Graduate Follow-up Survey: Survey Summary (1/2) Moose Jaw, Business, Business Marketing, DIPC, Base

Gender
☒ Female
☒ Gender Unknown
☒ Male

Citizenship
☒ Canadian
☒ Citizenship Unknown
☒ Permanent Resident
☒ Student Visa

Indigenous
☒ Indigenous
☒ Non-Indigenous

Number of Respondents: 6

Overall Employment

Available Workforce	# of Grads Employed	Employment Rate	# of Full-time Grads	Full-time Employment Rate
5	4	80%	4	80%

Training Related Employment

Available Workforce	# of Training Related Grads	Employment Rate	# of Full-time Grads	Full-time Employment Rate
5	3	60%	3	60%

Location of Employment

Saskatoon	Regina	Moose Jaw	Prince Albert	Elsewhere in Sask	Outside Sask
0%	50%	0%	0%	50%	0%

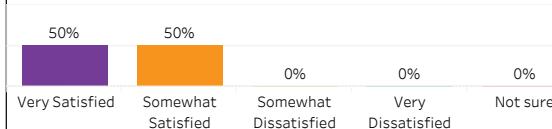
Average Salary



Salary by Location

	Overall	Full-time Training Related
Regina	42,840	42,000
Elsewhere in SK	43,680	43,680

Overall Satisfaction with the Program



Satisfaction with Sask Polytech

Satisfied with the decision to attend Saskpolytech	Recommend program to others	Recommend Saskpolytech to others
100%	100%	83%

Satisfaction with Campus Facilities & Services

% Satisfied % Dissatisfied % Not sure

Campus facilities



Campus activities



Instruction delivered



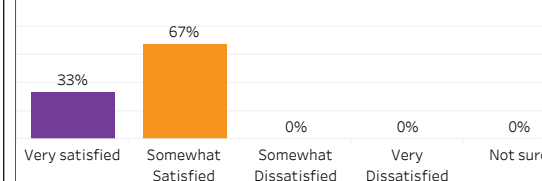
Student support services



Educational experience

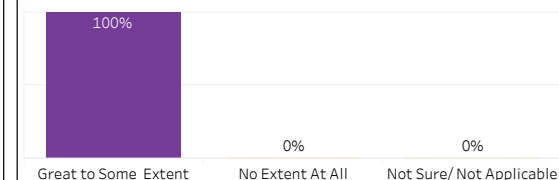


Relevance of Program to the Field of Employment

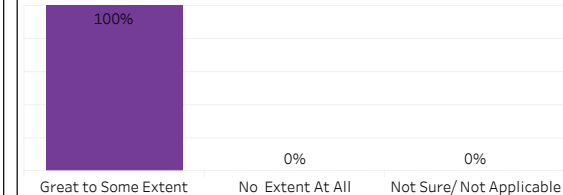


Program Benefits

Skills and knowledge relevant in the workplace



Improved earning potential



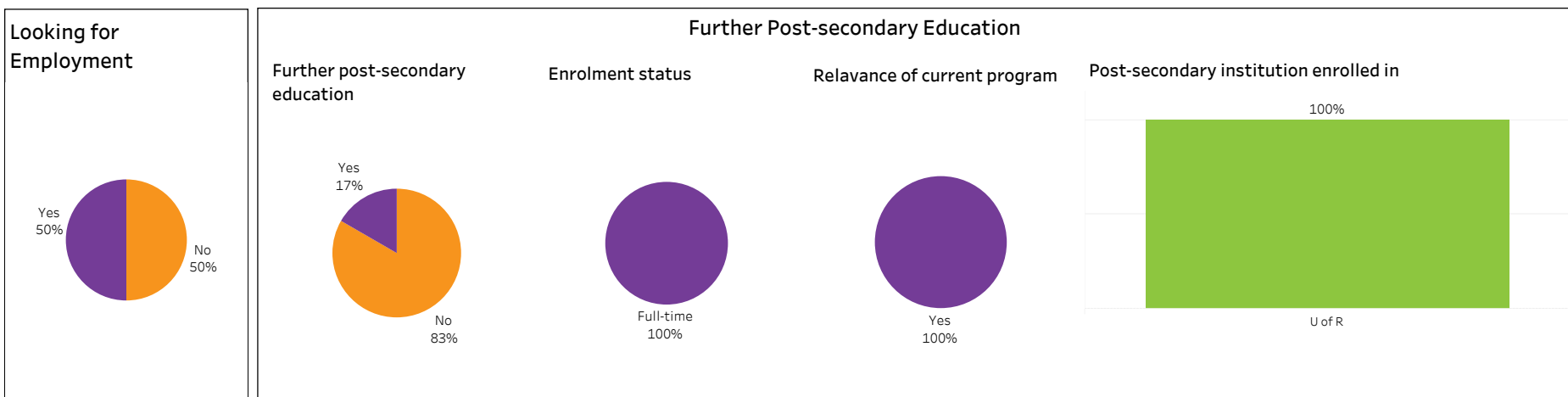
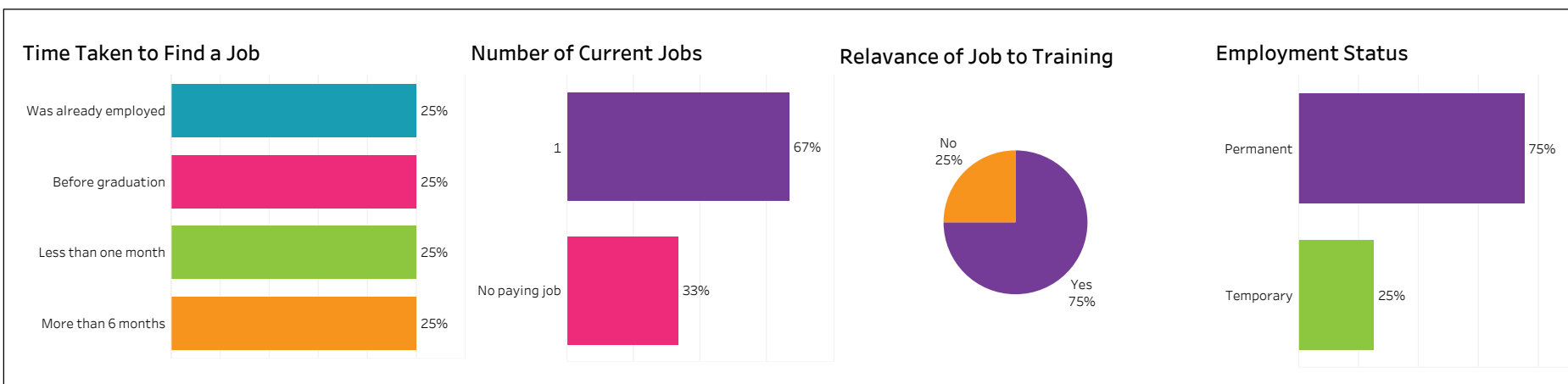
Improved employment opportunities



2016-17 Graduate Follow-up Survey: Survey Summary (2/2)

Moose Jaw, Business, Business Marketing, DIPC, Base

Number of Respondents: 6





2016-17 Graduate Follow-up Survey: Survey Summary (1/2) Moose Jaw, Business, Human Resources Management, CERT, Con Ed - Sask Poly Delivered

Gender
☒ Female
☒ Gender Unknown
☒ Male

Citizenship
☒ Canadian
☒ Citizenship Unknown
☒ Permanent Resident
☒ Student Visa

Indigenous
☒ Indigenous
☒ Non-Indigenous

Number of Respondents: **12**

Overall Employment

Available Workforce	# of Grads Employed	Employment Rate	# of Full-time Grads	Full-time Employment Rate
12	12	100%	12	100%

Training Related Employment

Available Workforce	# of Training Related Grads	Employment Rate	# of Full-time Grads	Full-time Employment Rate
12	7	58%	7	58%

Location of Employment

Saskatoon	Regina	Moose Jaw	Prince Albert	Elsewhere in Sask	Outside Sask
33%	42%	0%	0%	25%	0%

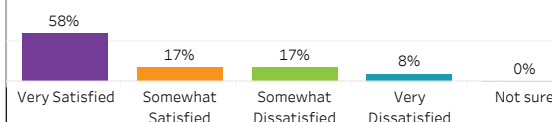
Average Salary

Overall	\$55,935
Full-time Training Related	\$65,366

Salary by Location

	Overall	Full-time Training Related
Saskatoon	53,000	64,000
Regina	53,027	71,000
Elsewhere in SK	63,232	63,232

Overall Satisfaction with the Program



Satisfaction with Sask Polytech

Satisfied with the decision to attend Saskpolytech	Recommend program to others	Recommend Saskpolytech to others
92%	75%	83%

Satisfaction with Campus Facilities & Services

% Satisfied % Dissatisfied % Not sure

Campus facilities



Campus activities



Instruction delivered



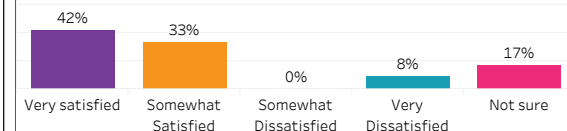
Student support services



Educational experience

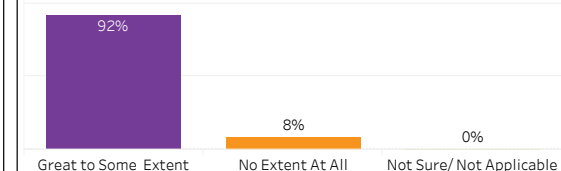


Relevance of Program to the Field of Employment

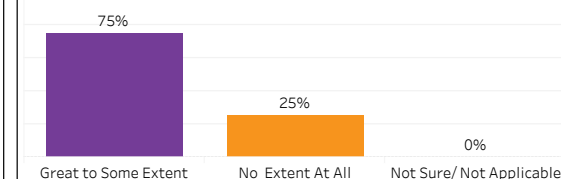


Program Benefits

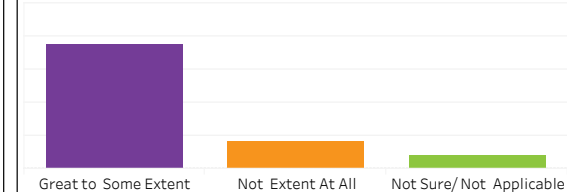
Skills and knowledge relevant in the workplace



Improved earning potential



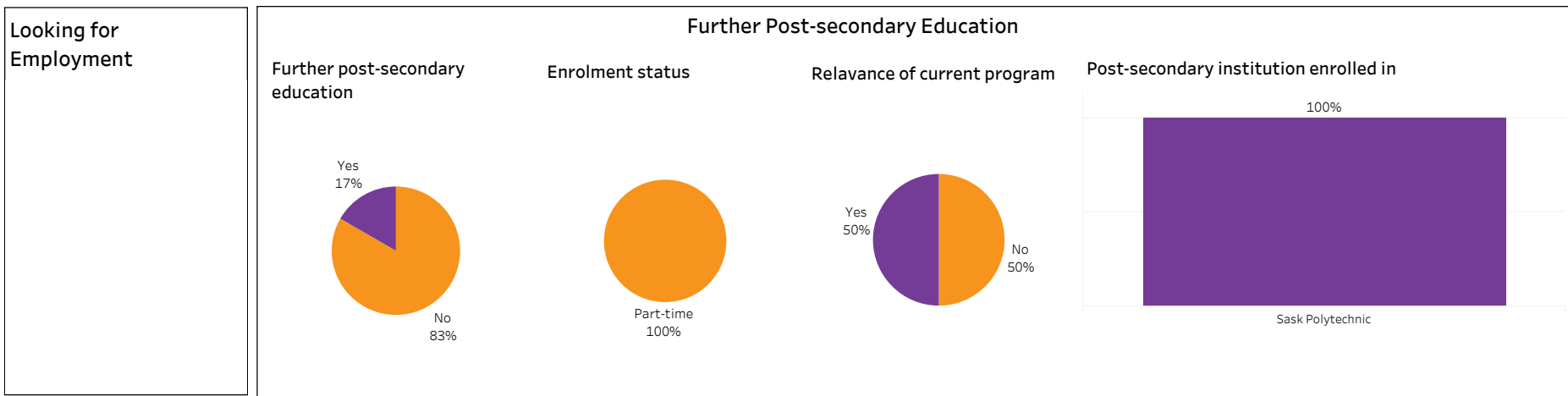
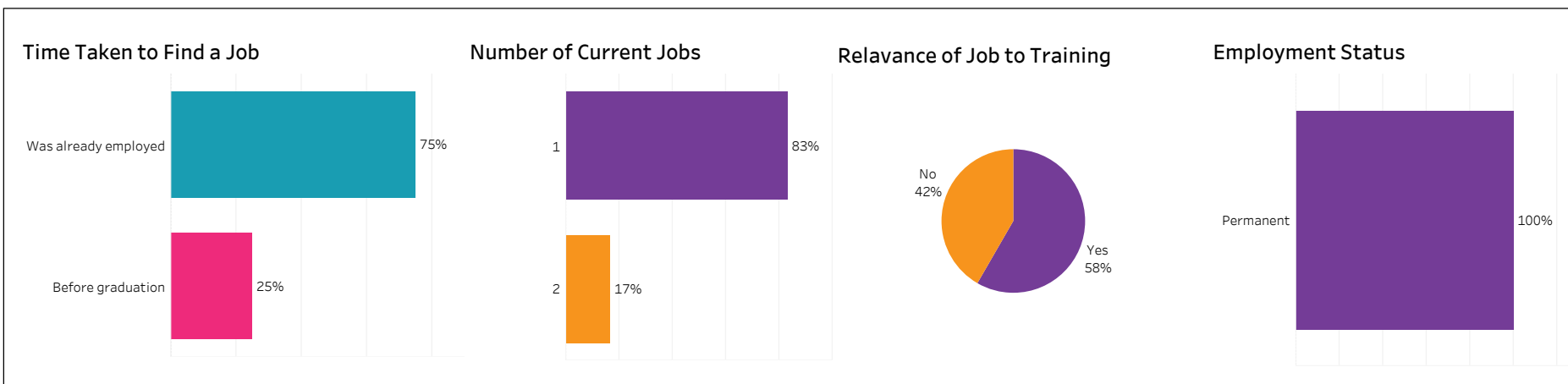
Improved employment opportunities





2016-17 Graduate Follow-up Survey: Survey Summary (2/2) Moose Jaw, Business, Human Resources Management, CERT, Con Ed - Sask Poly Delivered

Number of Respondents: 12



Institutional Research and Analysis (IR & A)



2016-17 Graduate Follow-up Survey: Survey Summary (1/2) Moose Jaw, Business, Office Administration, CERT, Base

Gender
☒ Female
☒ Gender Unknown
☒ Male

Citizenship
☒ Canadian
☒ Citizenship Unknown
☒ Permanent Resident
☒ Student Visa

Indigenous
☒ Indigenous
☒ Non-Indigenous

Number of Respondents: **12**

Overall Employment

Available Workforce	# of Grads Employed	Employment Rate	# of Full-time Grads	Full-time Employment Rate
11	11	100%	8	73%

Training Related Employment

Available Workforce	# of Training Related Grads	Employment Rate	# of Full-time Grads	Full-time Employment Rate
11	7	64%	4	36%

Location of Employment

Saskatoon	Regina	Moose Jaw	Prince Albert	Elsewhere in Sask	Outside Sask
9%	27%	55%	0%	9%	0%

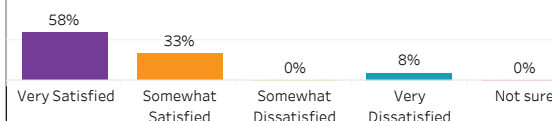
Average Salary

Overall	\$30,784
Full-time Training Related	\$40,400

Salary by Location

	Overall	Full-time Training Related
Saskatoon	44,400	44,400
Regina	34,333	36,400
Moose Jaw	30,189	
Elsewhere in SK	8,904	

Overall Satisfaction with the Program



Satisfaction with Sask Polytech

Satisfied with the decision to attend Saskpolytech	Recommend program to others	Recommend Saskpolytech to others
100%	83%	100%

Satisfaction with Campus Facilities & Services

% Satisfied % Dissatisfied % Not sure

Campus facilities



Campus activities



Instruction delivered



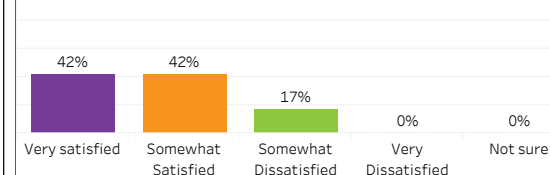
Student support services



Educational experience

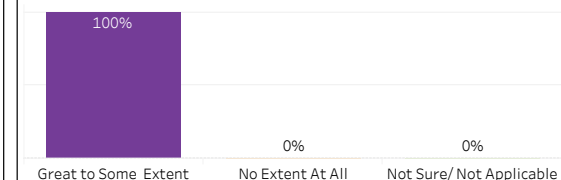


Relevance of Program to the Field of Employment

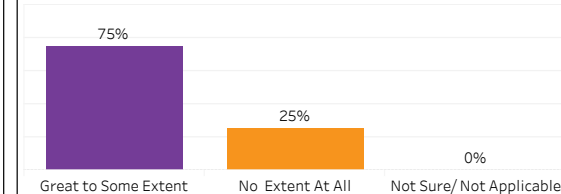


Program Benefits

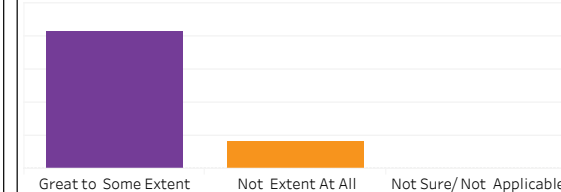
Skills and knowledge relevant in the workplace



Improved earning potential



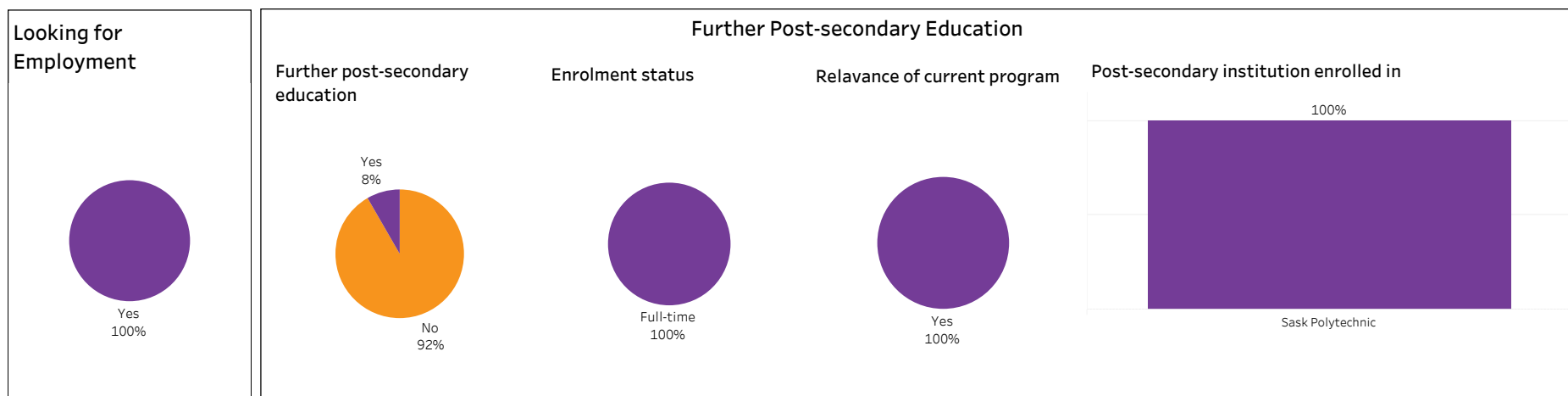
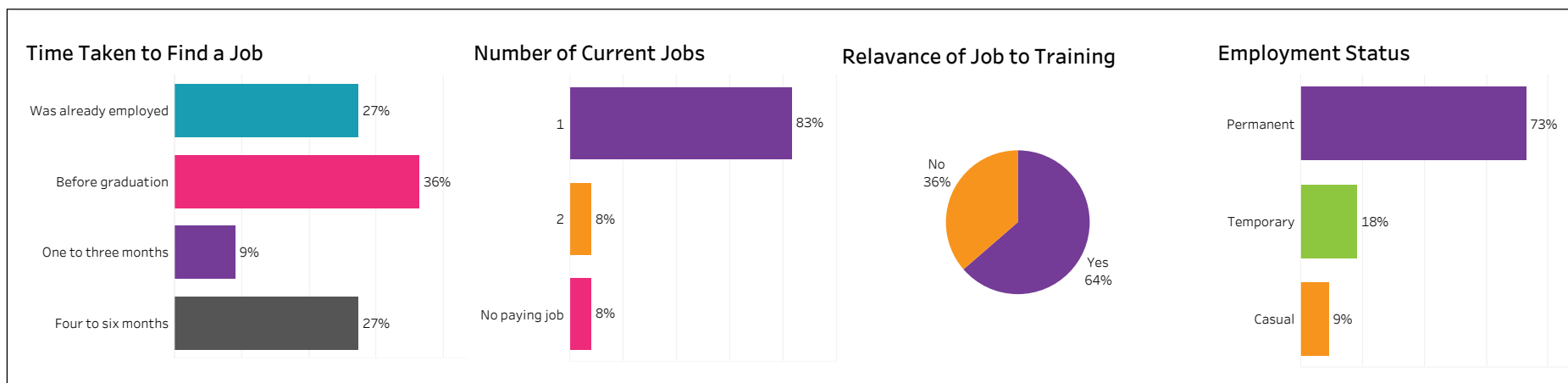
Improved employment opportunities



2016-17 Graduate Follow-up Survey: Survey Summary (2/2)

Moose Jaw, Business, Office Administration, CERT, Base

Number of Respondents: 12





**2016-17 Graduate Follow-up Survey:
Survey Summary (1/2)**
**Prince Albert, Business, Office Administration,
CERT, Base**

Gender
☒ Female
☒ Gender Unknown
☒ Male

Citizenship
☒ Canadian
☒ Citizenship Unknown
☒ Permanent Resident
☒ Student Visa

Indigenous
☒ Indigenous
☒ Non-Indigenous

Number of Respondents: **16**

Overall Employment

Available Workforce	# of Grads Employed	Employment Rate	# of Full-time Grads	Full-time Employment Rate
16	16	100%	13	81%

Training Related Employment

Available Workforce	# of Training Related Grads	Employment Rate	# of Full-time Grads	Full-time Employment Rate
16	12	75%	11	69%

Location of Employment

Saskatoon	Regina	Moose Jaw	Prince Albert	Elsewhere in Sask	Outside Sask
7%	0%	0%	73%	20%	0%

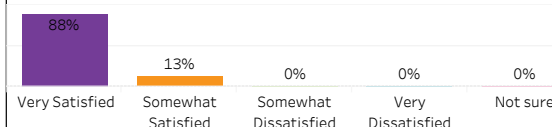
Average Salary



Salary by Location

	Overall	Full-time Training Related
Saskatoon	45,760	45,760
Prince Albert	28,731	35,571
Elsewhere in SK	47,560	47,560

Overall Satisfaction with the Program



Satisfaction with Sask Polytech

Satisfied with the decision to attend Saskpolytech	Recommend program to others	Recommend Saskpolytech to others
100%	94%	100%

Satisfaction with Campus Facilities & Services

■ % Satisfied ■ % Dissatisfied ■ % Not sure

Campus facilities



Campus activities



Instruction delivered



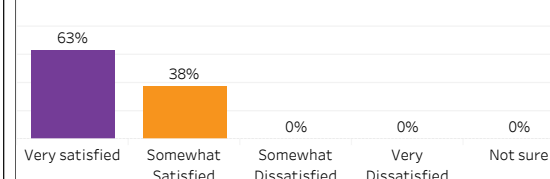
Student support services



Educational experience

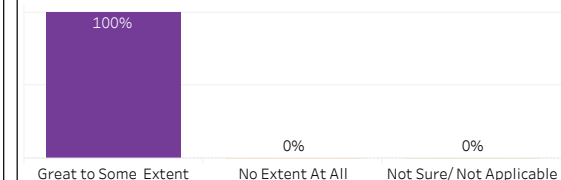


Relevance of Program to the Field of Employment

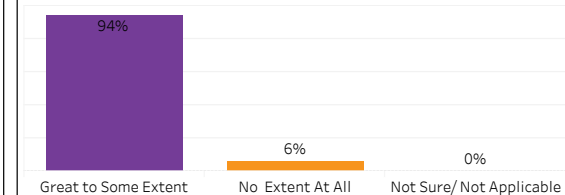


Program Benefits

Skills and knowledge relevant in the workplace



Improved earning potential



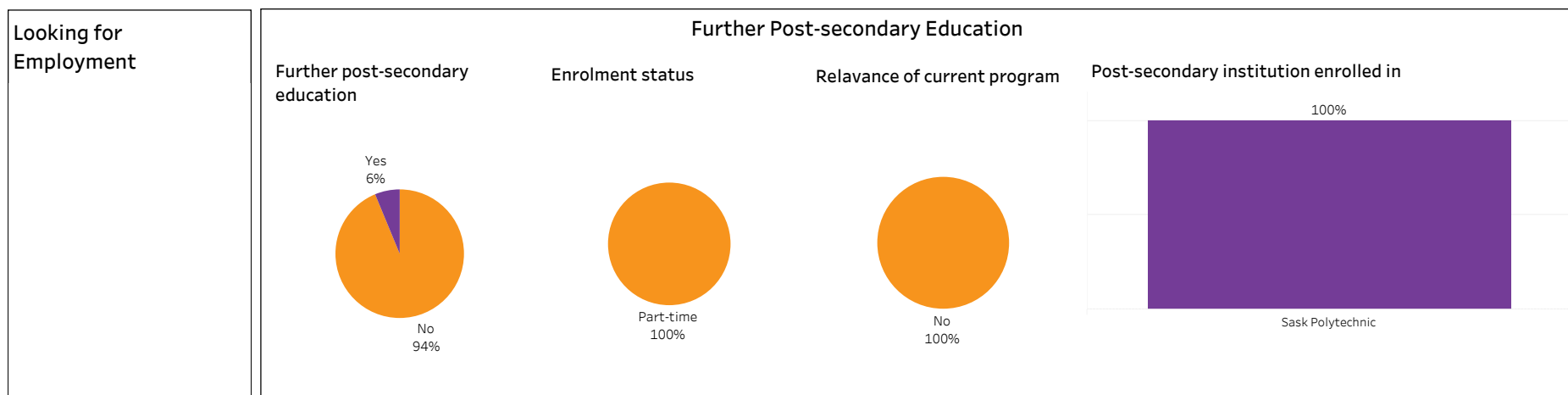
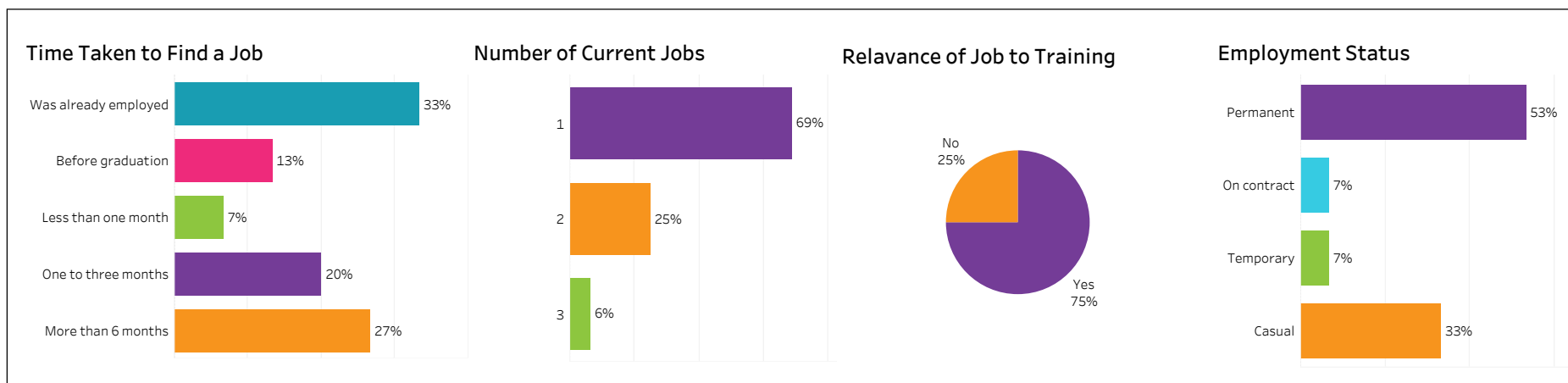
Improved employment opportunities



2016-17 Graduate Follow-up Survey: Survey Summary (2/2)

Prince Albert, Business, Office Administration, CERT, Base

Number of Respondents: 16





2016-17 Graduate Follow-up Survey: Survey Summary (1/2) Regina, Business, Office Administration, CERT, Base

Gender
☒ Female
☒ Gender Unknown
☒ Male

Citizenship
☒ Canadian
☒ Citizenship Unknown
☒ Permanent Resident
☒ Student Visa

Indigenous
☒ Indigenous
☒ Non-Indigenous

Number of Respondents: 38

Overall Employment

Available Workforce	# of Grads Employed	Employment Rate	# of Full-time Grads	Full-time Employment Rate
35	33	94%	27	77%

Training Related Employment

Available Workforce	# of Training Related Grads	Employment Rate	# of Full-time Grads	Full-time Employment Rate
35	23	66%	19	54%

Location of Employment

Saskatoon	Regina	Moose Jaw	Prince Albert	Elsewhere in Sask	Outside Sask
6%	75%	0%	3%	13%	3%

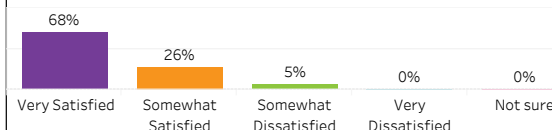
Average Salary

Overall	\$35,389
Full-time Training Related	\$40,233

Salary by Location

	Overall	Full-time Training Related
Saskatoon	14,014	
Regina	33,714	38,504
Prince Albert	83,200	
Elsewhere in SK	45,985	52,338
British Columbia		

Overall Satisfaction with the Program



Satisfaction with Sask Polytech

Satisfied with the decision to attend Saskpolytech	Recommend program to others	Recommend Saskpolytech to others
95%	89%	95%

Satisfaction with Campus Facilities & Services

% Satisfied % Dissatisfied % Not sure

Campus facilities



Campus activities



Instruction delivered



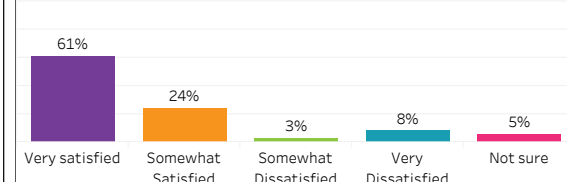
Student support services



Educational experience

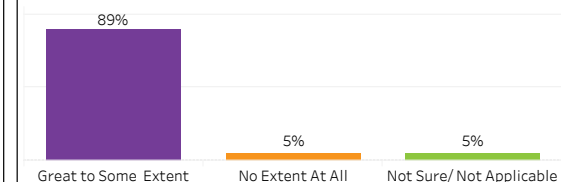


Relevance of Program to the Field of Employment

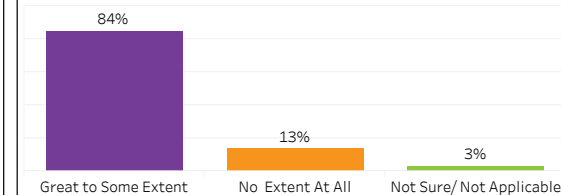


Program Benefits

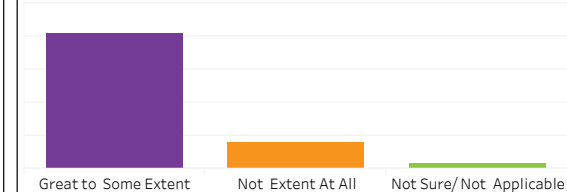
Skills and knowledge relevant in the workplace



Improved earning potential



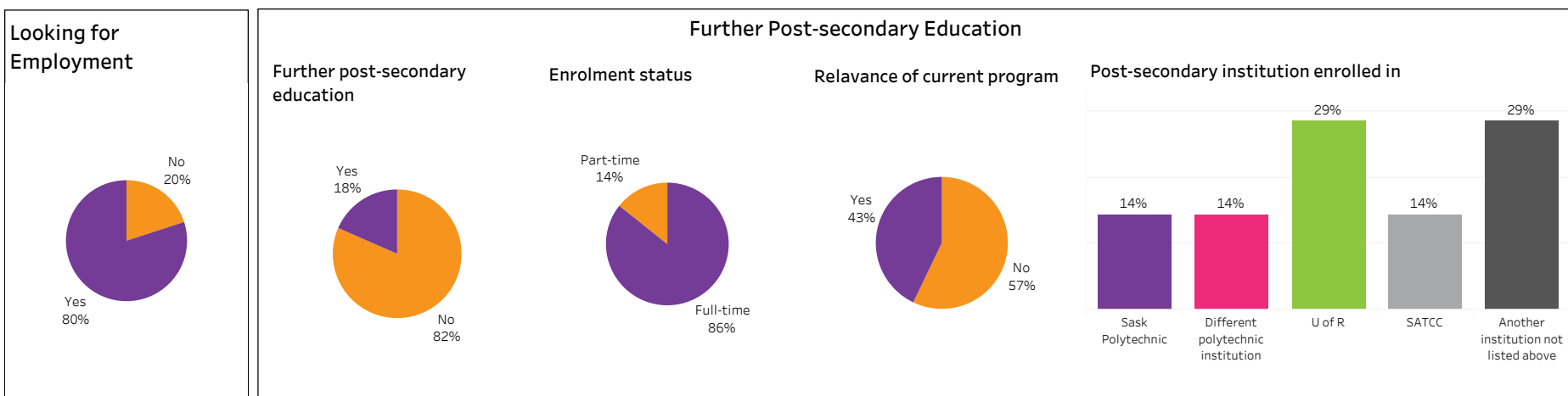
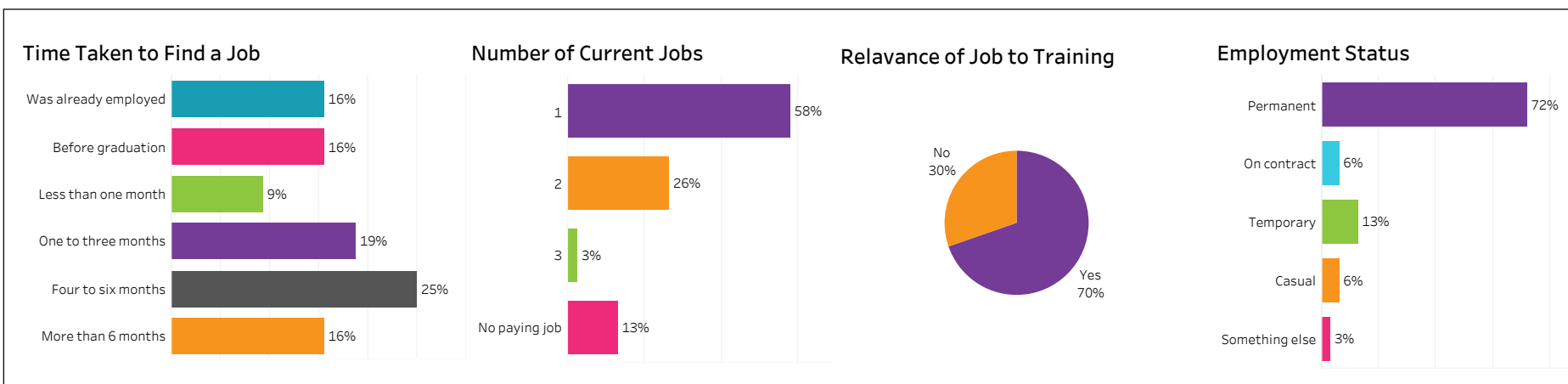
Improved employment opportunities



2016-17 Graduate Follow-up Survey: Survey Summary (2/2)

Regina, Business, Office Administration, CERT, Base

Number of Respondents: 38



Institutional Research and Analysis (IR & A)



**2016-17 Graduate Follow-up Survey:
Survey Summary (1/2)**
Moose Jaw, Business, Office Administration,
CERT, Con Ed - Brokered

Gender
☒ Female
☒ Gender Unknown
☒ Male

Citizenship
☒ Canadian
☒ Citizenship Unknown
☒ Permanent Resident
☒ Student Visa

Indigenous
☒ Indigenous
☒ Non-Indigenous

Number of Respondents: **8**

Overall Employment

Available Workforce	# of Grads Employed	Employment Rate	# of Full-time Grads	Full-time Employment Rate
8	7	88%	7	88%

Training Related Employment

Available Workforce	# of Training Related Grads	Employment Rate	# of Full-time Grads	Full-time Employment Rate
8	7	88%	7	88%

Location of Employment

Saskatoon	Regina	Moose Jaw	Prince Albert	Elsewhere in Sask	Outside Sask
0%	100%	0%	0%	0%	0%

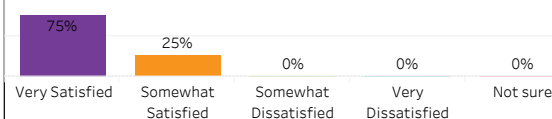
Average Salary

Overall	\$39,395
Full-time Training Related	\$39,395

Salary by Location

	Overall	Full-time Training Related
Regina	39,395	39,395

Overall Satisfaction with the Program



Satisfaction with Sask Polytech

Satisfied with the decision to attend Saskpolytech	Recommend program to others	Recommend Saskpolytech to others
88%	88%	100%

Satisfaction with Campus Facilities & Services

■ % Satisfied ■ % Dissatisfied ■ % Not sure

Campus facilities



Campus activities



Instruction delivered



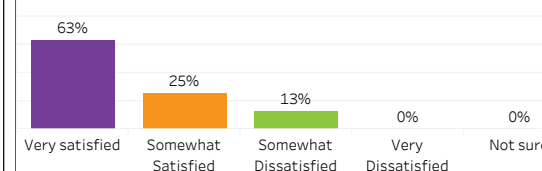
Student support services



Educational experience

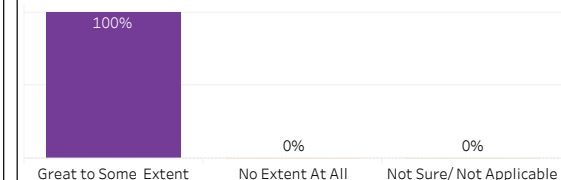


Relevance of Program to the Field of Employment

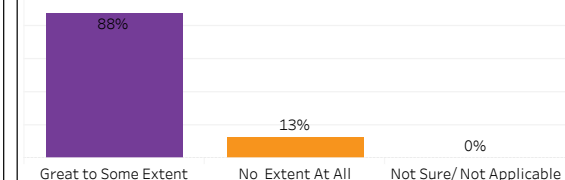


Program Benefits

Skills and knowledge relevant in the workplace



Improved earning potential



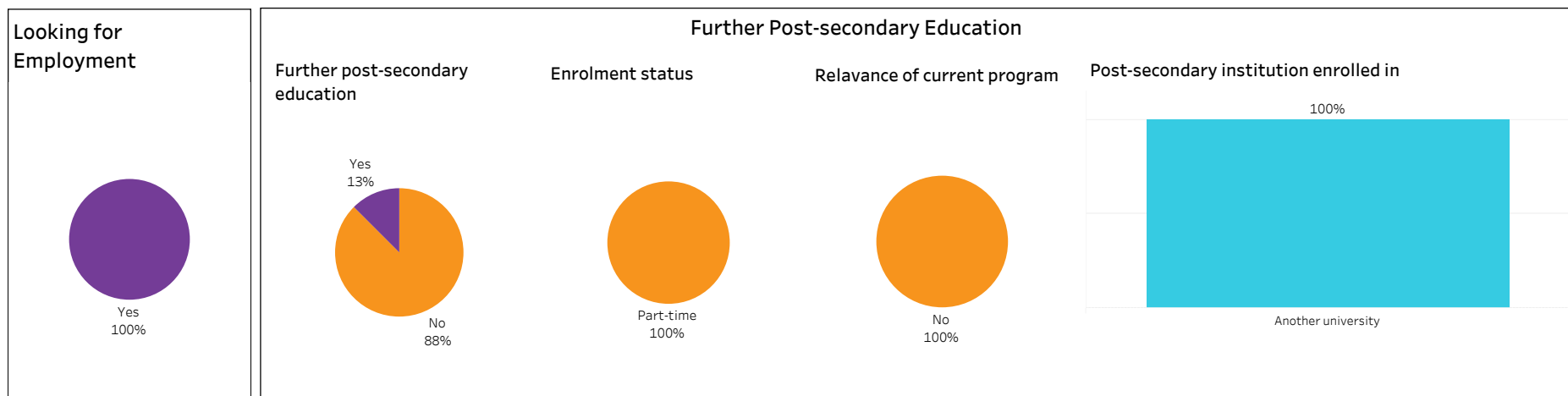
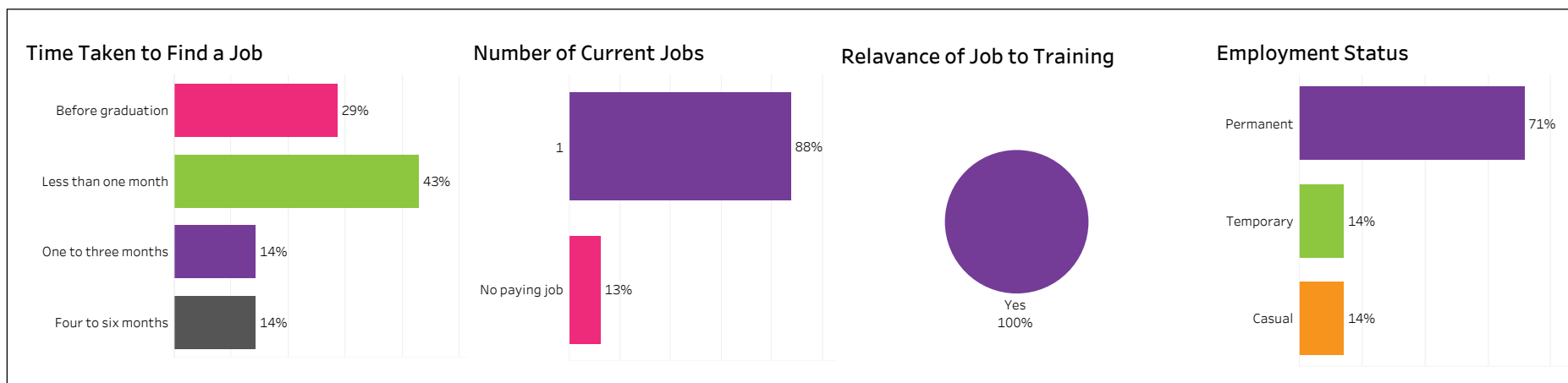
Improved employment opportunities



2016-17 Graduate Follow-up Survey: Survey Summary (2/2)

Moose Jaw, Business, Office Administration, CERT, Con Ed -
Brokered

Number of Respondents: 8





2016-17 Graduate Follow-up Survey: Survey Summary (1/2) Moose Jaw, Business, Office Administration, CERT, Con Ed - Sask Poly Delivered

Gender
☒ Female
☒ Gender Unknown
☒ Male

Citizenship
☒ Canadian
☒ Citizenship Unknown
☒ Permanent Resident
☒ Student Visa

Indigenous
☒ Indigenous
☒ Non-Indigenous

Number of Respondents: 6

Overall Employment

Available Workforce	# of Grads Employed	Employment Rate	# of Full-time Grads	Full-time Employment Rate
5	5	100%	5	100%

Training Related Employment

Available Workforce	# of Training Related Grads	Employment Rate	# of Full-time Grads	Full-time Employment Rate
5	5	100%	5	100%

Location of Employment

Saskatoon	Regina	Moose Jaw	Prince Albert	Elsewhere in Sask	Outside Sask
0%	20%	0%	0%	80%	0%

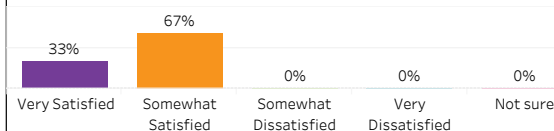
Average Salary

	Overall	Full-time Training Related
	\$47,904	\$47,904

Salary by Location

	Overall	Full-time Training Related
Regina	54,080	54,080
Elsewhere in SK	46,360	46,360

Overall Satisfaction with the Program



Satisfaction with Sask Polytech

Satisfied with the decision to attend Saskpolytech	Recommend program to others	Recommend Saskpolytech to others
100%	100%	100%

Satisfaction with Campus Facilities & Services

% Satisfied % Dissatisfied % Not sure

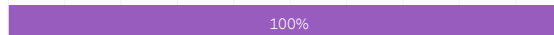
Campus facilities



Campus activities



Instruction delivered



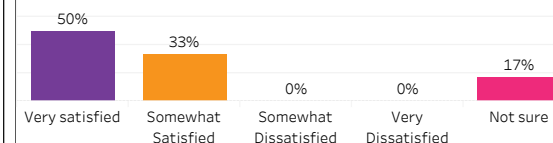
Student support services



Educational experience

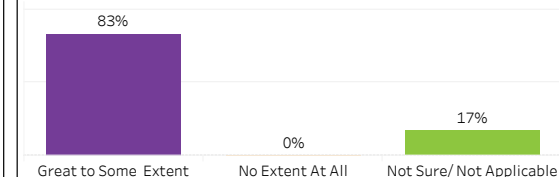


Relevance of Program to the Field of Employment

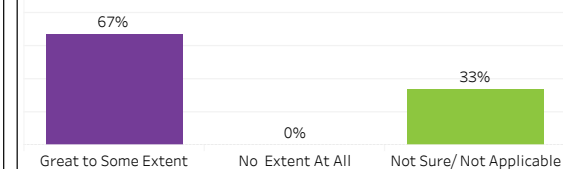


Program Benefits

Skills and knowledge relevant in the workplace



Improved earning potential

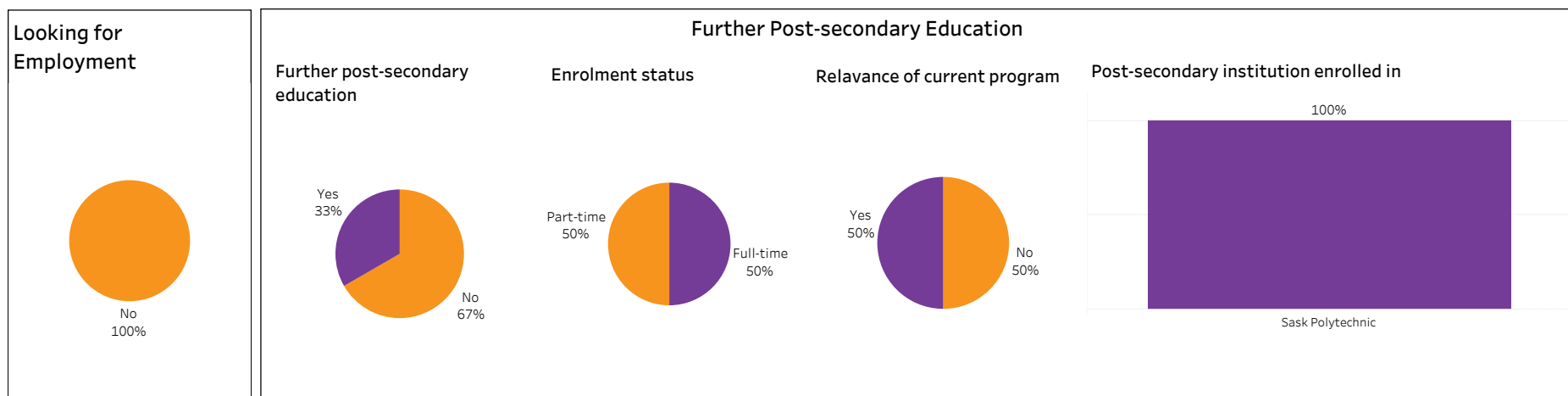
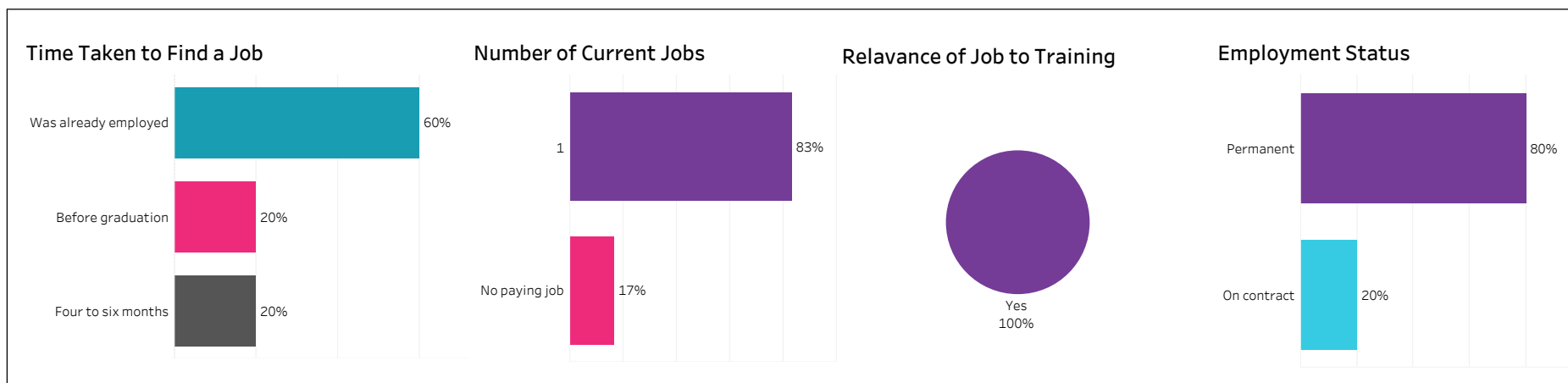


Improved employment opportunities



**2016-17 Graduate Follow-up Survey:
Survey Summary (2/2)**
**Moose Jaw, Business, Office Administration, CERT, Con Ed -
Sask Poly Delivered**

Number of Respondents: **6**





**2016-17 Graduate Follow-up Survey:
Survey Summary (1/2)**
**Prince Albert, Business, Office Administration,
CERT, Con Ed - Brokered**

Gender
☒ Female
☒ Gender Unknown
☒ Male

Citizenship
☒ Canadian
☒ Citizenship Unknown
☒ Permanent Resident
☒ Student Visa

Indigenous
☒ Indigenous
☒ Non-Indigenous

Number of Respondents: **29**

Overall Employment

Available Workforce	# of Grads Employed	Employment Rate	# of Full-time Grads	Full-time Employment Rate
27	25	93%	23	85%

Training Related Employment

Available Workforce	# of Training Related Grads	Employment Rate	# of Full-time Grads	Full-time Employment Rate
27	21	78%	20	74%

Location of Employment

Saskatoon	Regina	Moose Jaw	Prince Albert	Elsewhere in Sask	Outside Sask
21%	0%	0%	0%	63%	17%

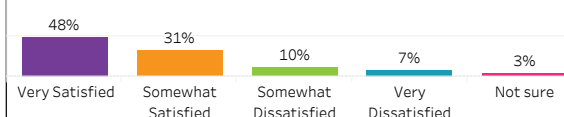
Average Salary

Overall	\$36,685
Full-time Training Related	\$38,056

Salary by Location

	Overall	Full-time Training Related
Saskatoon	40,580	40,580
Elsewhere in SK	38,090	37,612
Manitoba	28,517	31,200
Elsewhere in Canada	12,480	

Overall Satisfaction with the Program



Satisfaction with Sask Polytech

Satisfied with the decision to attend Saskpolytech	Recommend program to others	Recommend Saskpolytech to others
86%	72%	79%

Satisfaction with Campus Facilities & Services

■ % Satisfied ■ % Dissatisfied ■ % Not sure

Campus facilities



Campus activities



Instruction delivered



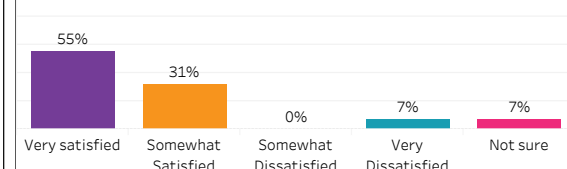
Student support services



Educational experience

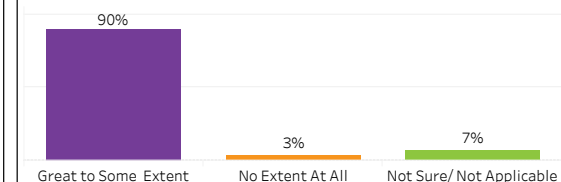


Relevance of Program to the Field of Employment

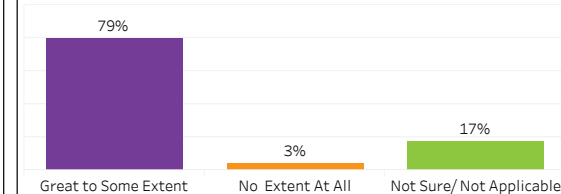


Program Benefits

Skills and knowledge relevant in the workplace



Improved earning potential




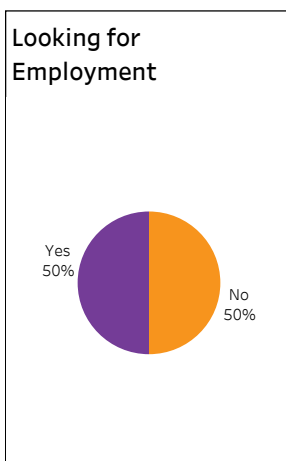
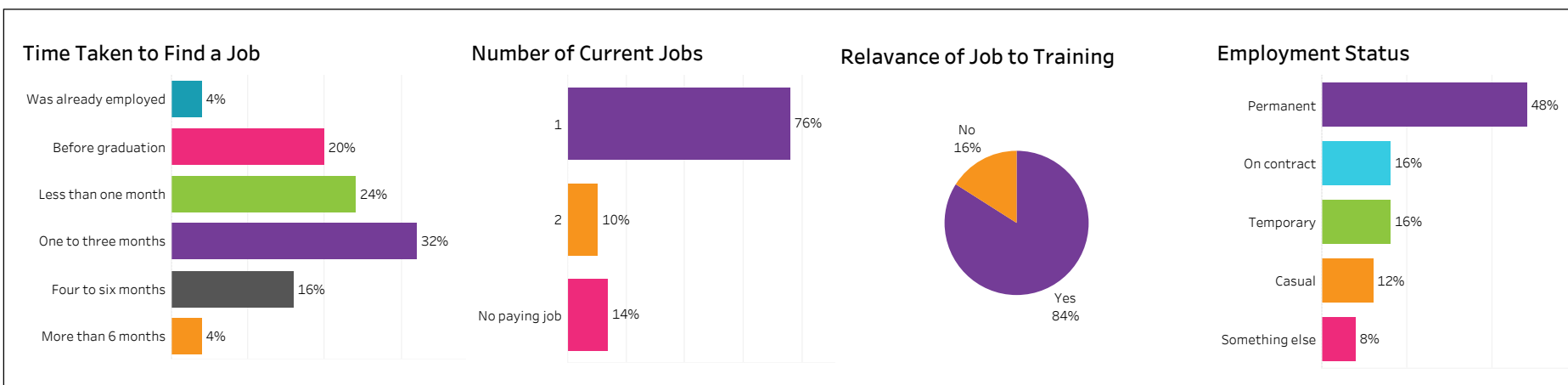
Improved employment opportunities





2016-17 Graduate Follow-up Survey: Survey Summary (2/2) Prince Albert, Business, Office Administration, CERT, Con Ed - Brokered

Number of Respondents: 29



Institutional Research and Analysis (IR & A)



**2016-17 Graduate Follow-up Survey:
Survey Summary (1/2)**
**Prince Albert, Business, Office Administration,
CERT, Con Ed - Sask Poly Delivered**

Gender
☒ Female
☒ Gender Unknown
☒ Male

Citizenship
☒ Canadian
☒ Citizenship Unknown
☒ Permanent Resident
☒ Student Visa

Indigenous
☒ Indigenous
☒ Non-Indigenous

Number of Respondents: **1**

Overall Employment

Available Workforce	# of Grads Employed	Employment Rate	# of Full-time Grads	Full-time Employment Rate
1	1	100%	1	100%

Training Related Employment

Available Workforce	# of Training Related Grads	Employment Rate	# of Full-time Grads	Full-time Employment Rate
1	1	100%	1	100%

Location of Employment

Saskatoon	Regina	Moose Jaw	Prince Albert	Elsewhere in Sask	Outside Sask
0%	0%	0%	0%	100%	0%

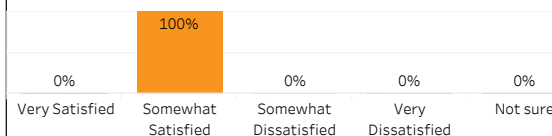
Average Salary



Salary by Location

	Overall	Full-time Training Related
Elsewhere in SK	46,800	46,800

Overall Satisfaction with the Program



Satisfaction with Sask Polytech

Satisfied with the decision to attend Saskpolytech	Recommend program to others	Recommend Saskpolytech to others
100%	100%	100%

Satisfaction with Campus Facilities & Services

■ % Satisfied ■ % Dissatisfied ■ % Not sure

Campus facilities



Campus activities



Instruction delivered



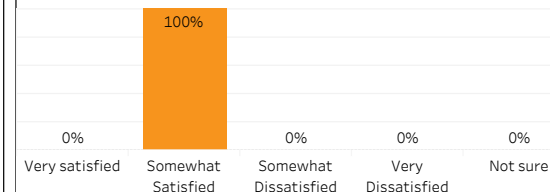
Student support services



Educational experience

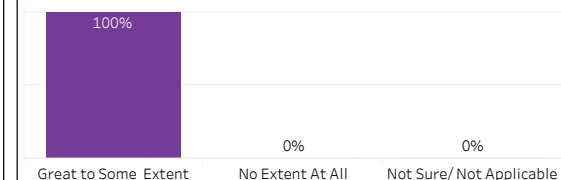


Relevance of Program to the Field of Employment

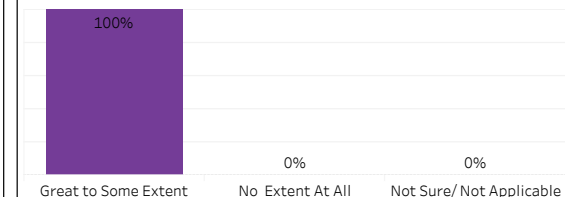


Program Benefits

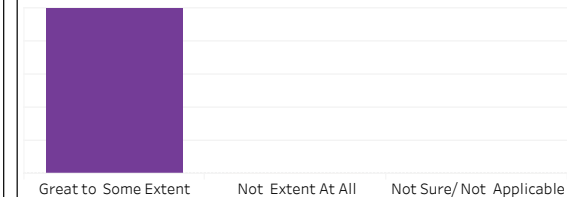
Skills and knowledge relevant in the workplace



Improved earning potential



Improved employment opportunities





2016-17 Graduate Follow-up Survey: Survey Summary (1/2) Regina, Business, Office Administration, CERT, Con Ed - Brokered

Gender
☒ Female
☒ Gender Unknown
☒ Male

Citizenship
☒ Canadian
☒ Citizenship Unknown
☒ Permanent Resident
☒ Student Visa

Indigenous
☒ Indigenous
☒ Non-Indigenous

Number of Respondents: 17

Overall Employment

Available Workforce	# of Grads Employed	Employment Rate	# of Full-time Grads	Full-time Employment Rate
17	16	94%	15	88%

Training Related Employment

Available Workforce	# of Training Related Grads	Employment Rate	# of Full-time Grads	Full-time Employment Rate
17	9	53%	9	53%

Location of Employment

Saskatoon	Regina	Moose Jaw	Prince Albert	Elsewhere in Sask	Outside Sask
0%	6%	0%	0%	94%	0%

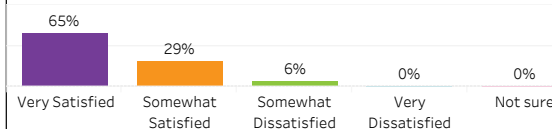
Average Salary

Overall	\$33,758
Full-time Training Related	\$39,943

Salary by Location

	Overall	Full-time Training Related
Regina	38,000	
Elsewhere in SK	33,455	39,943

Overall Satisfaction with the Program



Satisfaction with Sask Polytech

Satisfied with the decision to attend Saskpolytech	Recommend program to others	Recommend Saskpolytech to others
88%	94%	94%

Satisfaction with Campus Facilities & Services

% Satisfied % Dissatisfied % Not sure

Campus facilities



Campus activities



Instruction delivered



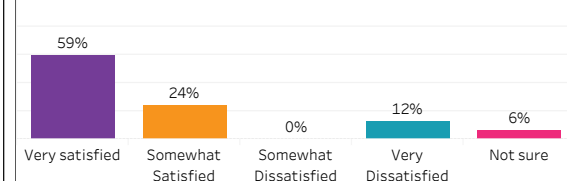
Student support services



Educational experience

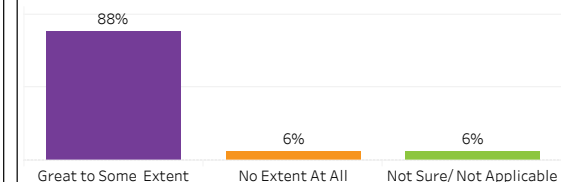


Relevance of Program to the Field of Employment

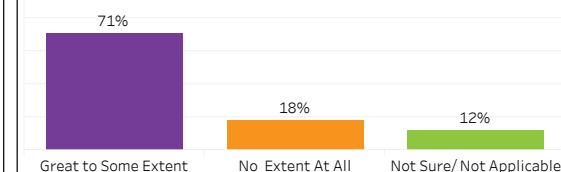


Program Benefits

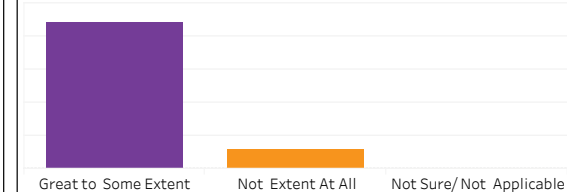
Skills and knowledge relevant in the workplace



Improved earning potential



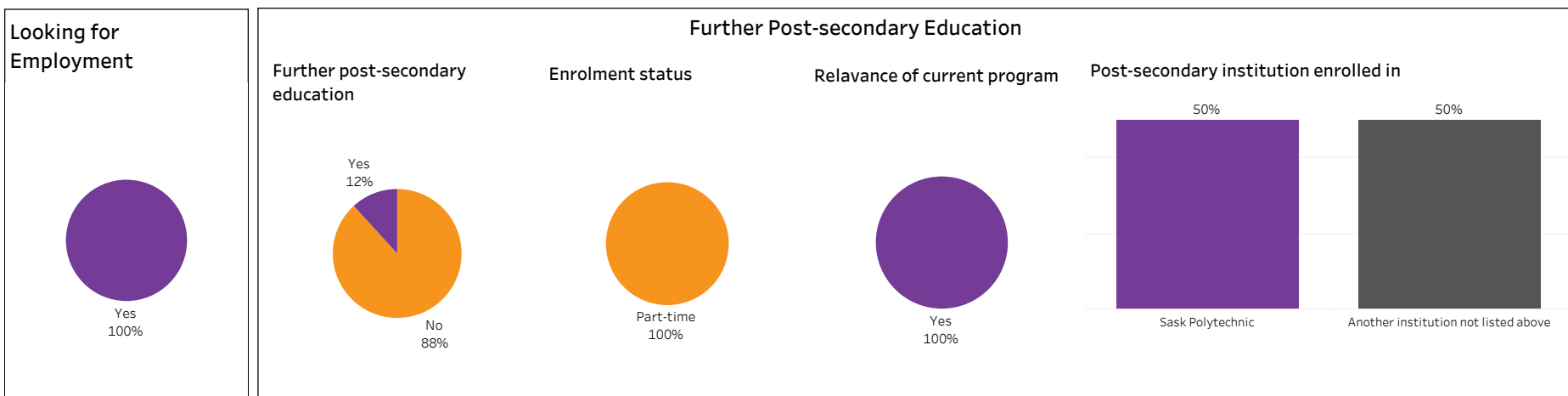
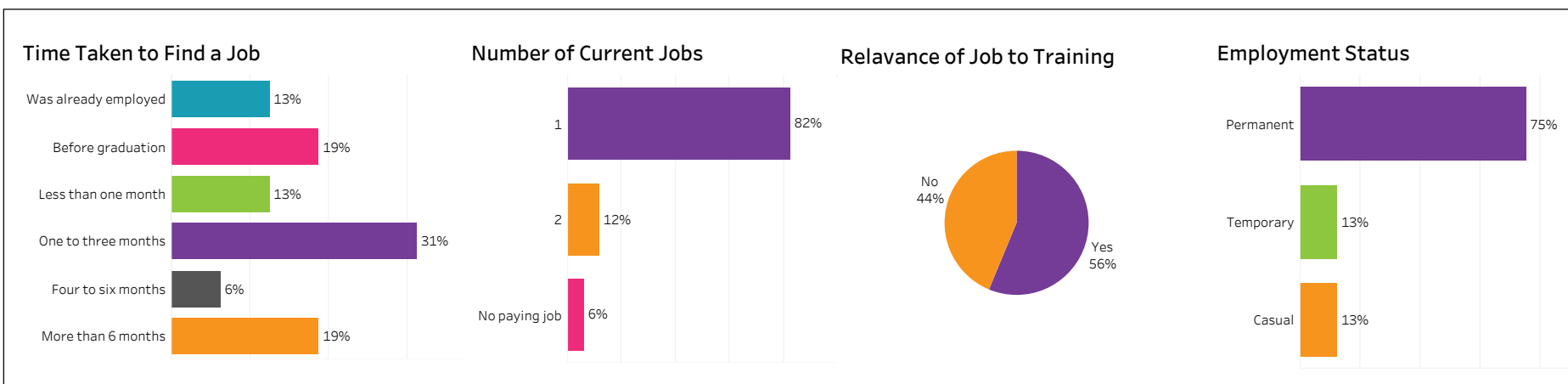
Improved employment opportunities



2016-17 Graduate Follow-up Survey: Survey Summary (2/2)

Regina, Business, Office Administration, CERT, Con Ed -
Brokered

Number of Respondents: 17





2016-17 Graduate Follow-up Survey: Survey Summary (1/2)

Regina, Business, Office Administration, CERT, Con Ed - Sask Poly Delivered

Gender
☒ Female
☒ Gender Unknown
☒ Male

Citizenship
☒ Canadian
☒ Citizenship Unknown
☒ Permanent Resident
☒ Student Visa

Indigenous
☒ Indigenous
☒ Non-Indigenous

Number of Respondents: **5**

Overall Employment

Available Workforce	# of Grads Employed	Employment Rate	# of Full-time Grads	Full-time Employment Rate
5	5	100%	5	100%

Training Related Employment

Available Workforce	# of Training Related Grads	Employment Rate	# of Full-time Grads	Full-time Employment Rate
5	5	100%	5	100%

Location of Employment

Saskatoon	Regina	Moose Jaw	Prince Albert	Elsewhere in Sask	Outside Sask
40%	60%	0%	0%	0%	0%

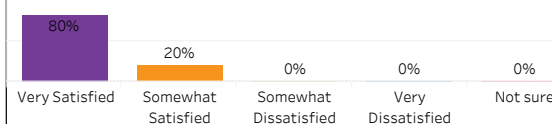
Average Salary

Overall	\$39,640
Full-time Training Related	\$39,640

Salary by Location

	Overall	Full-time Training Related
Saskatoon	36,400	36,400
Regina	40,720	40,720

Overall Satisfaction with the Program



Satisfaction with Sask Polytech

Satisfied with the decision to attend Saskpolytech	Recommend program to others	Recommend Saskpolytech to others
100%	100%	100%

Satisfaction with Campus Facilities & Services

% Satisfied % Dissatisfied % Not sure

Campus facilities



Campus activities



Instruction delivered



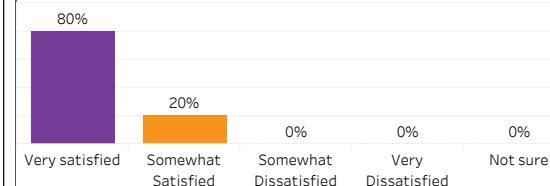
Student support services



Educational experience

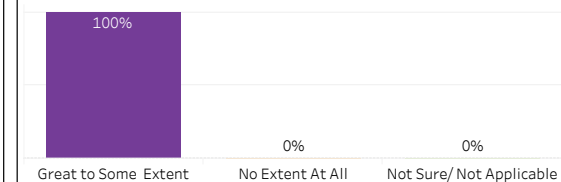


Relevance of Program to the Field of Employment

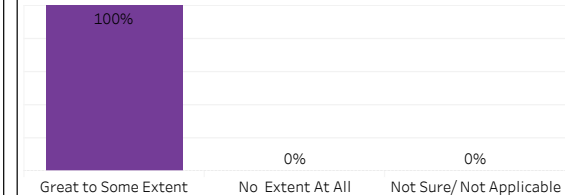


Program Benefits

Skills and knowledge relevant in the workplace



Improved earning potential




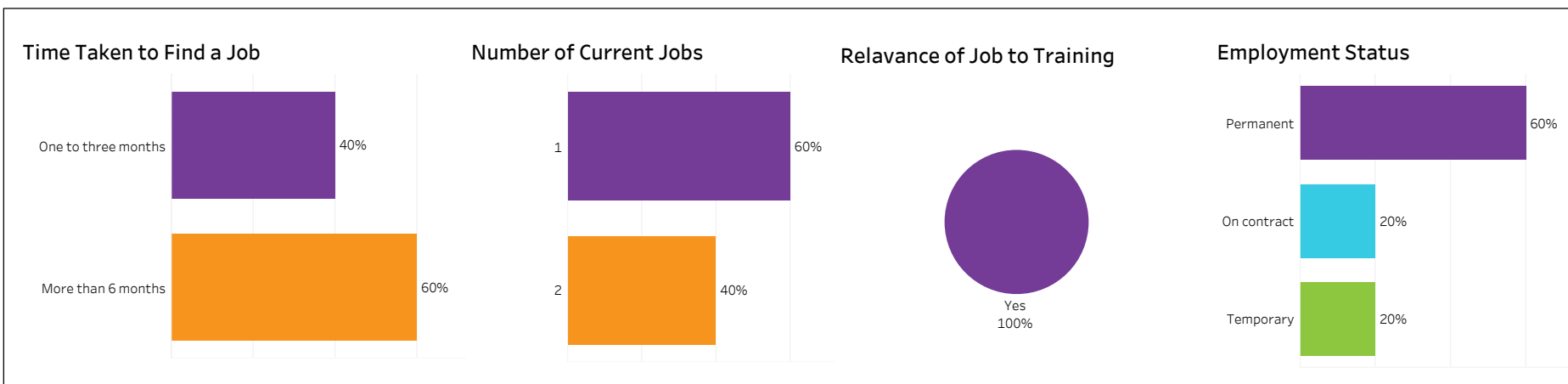
Improved employment opportunities





2016-17 Graduate Follow-up Survey:
Survey Summary (2/2)
 Regina, Business, Office Administration, CERT, Con Ed - Sask
 Poly Delivered

Number of Respondents: 5



Institutional Research and Analysis (IR & A)

School of Construction



2016-17 Graduate Follow-up Survey: Survey Summary (1/2) All Campuses, Construction, All Programs, All Credentials, Base and Con Ed

Gender
☒ Female
☒ Gender Unknown
☒ Male

Citizenship
☒ Canadian
☒ Citizenship Unknown
☒ Permanent Resident
☒ Student Visa

Indigenous
☒ Indigenous
☒ Non-Indigenous

Number of Respondents: 187

Overall Employment

Available Workforce	# of Grads Employed	Employment Rate	# of Full-time Grads	Full-time Employment Rate
182	161	88%	144	79%

Training Related Employment

Available Workforce	# of Training Related Grads	Employment Rate	# of Full-time Grads	Full-time Employment Rate
182	127	70%	116	64%

Location of Employment

Saskatoon	Regina	Moose Jaw	Prince Albert	Elsewhere in Sask	Outside Sask
25%	18%	3%	3%	40%	11%

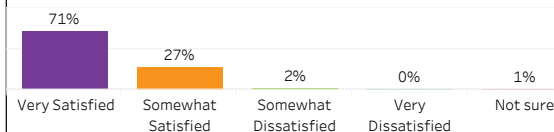
Average Salary



Salary by Location

	Overall	Full-time Training Related
Saskatoon	41,147	47,102
Regina	37,969	38,392
Moose Jaw	27,726	33,040
Prince Albert	55,193	89,000
Elsewhere in SK	40,555	43,394
Alberta	44,958	44,958
British Columbia	40,950	40,950
Manitoba	34,147	34,147
Ontario	36,855	36,855
Elsewhere in Canada	37,960	29,120
Outside of Canada		

Overall Satisfaction with the Program



Satisfaction with Sask Polytech

Satisfied with the decision to attend Saskpolytech	Recommend program to others	Recommend Saskpolytech to others
98%	93%	99%

Satisfaction with Campus Facilities & Services

% Satisfied % Dissatisfied % Not sure

Campus facilities



Campus activities



Instruction delivered



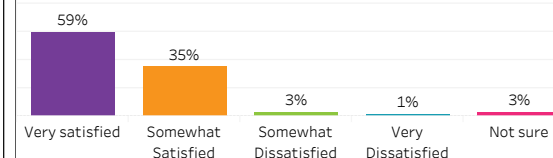
Student support services



Educational experience

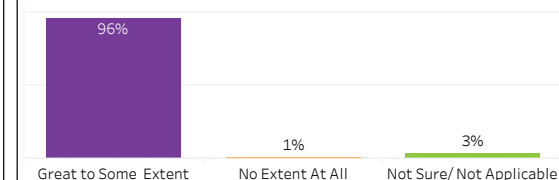


Relevance of Program to the Field of Employment

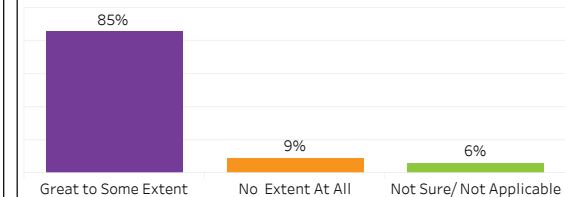


Program Benefits

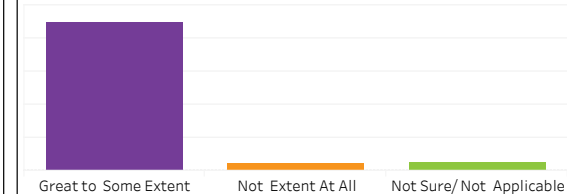
Skills and knowledge relevant in the workplace



Improved earning potential



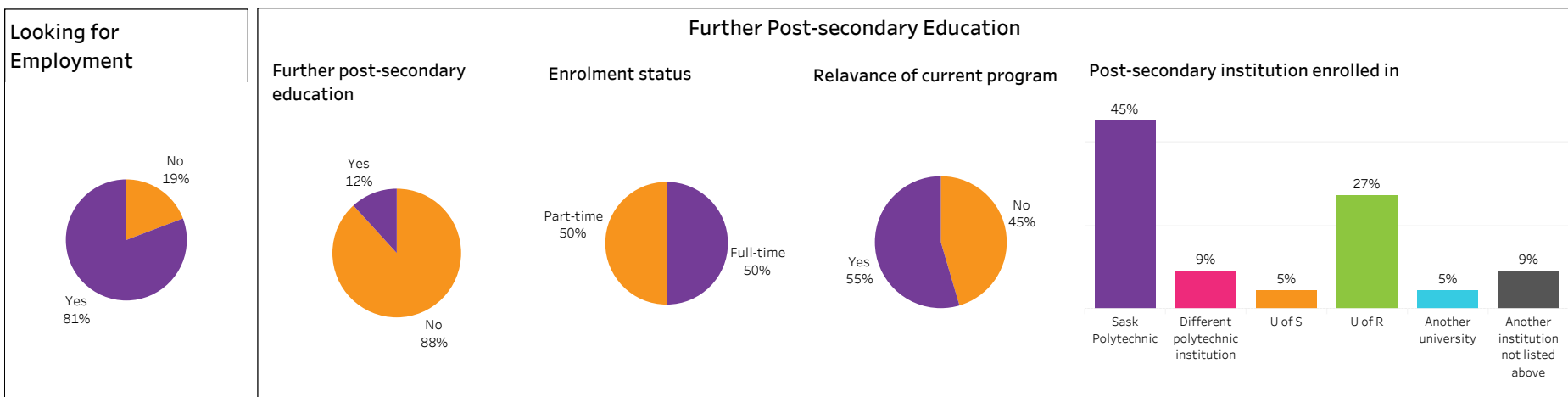
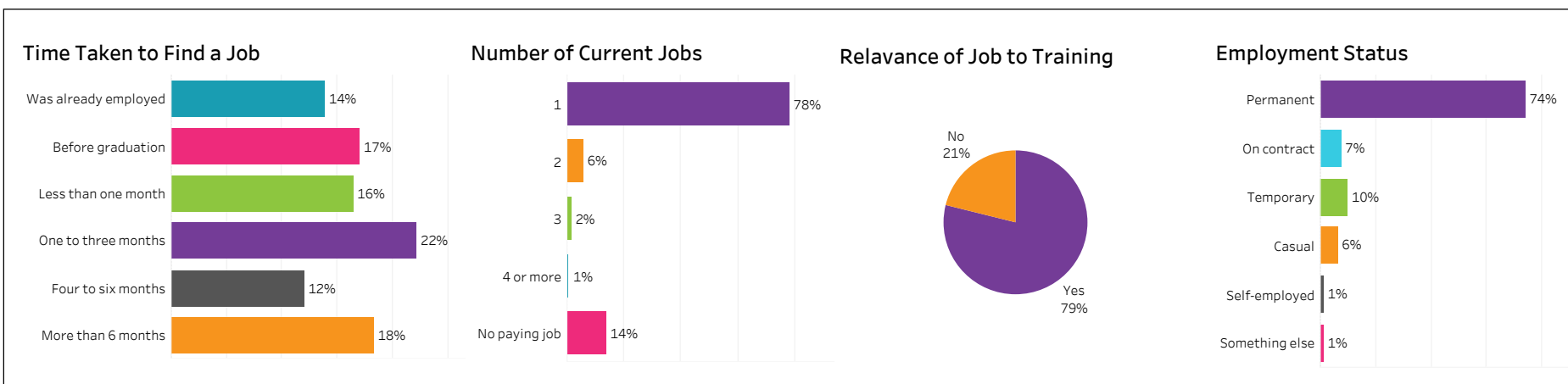
Improved employment opportunities



2016-17 Graduate Follow-up Survey: Survey Summary (2/2)

All Campuses, Construction, All Programs, All Credentials, Base
and Con Ed

Number of Respondents: **187**



Institutional Research and Analysis (IR & A)



2016-17 Graduate Follow-up Survey: Survey Summary (1/2)

All Campuses, Construction, All Programs,
All Credentials, Base

Gender
☒ Female
☒ Gender Unknown
☒ Male

Citizenship
☒ Canadian
☒ Citizenship Unknown
☒ Permanent Resident
☒ Student Visa

Indigenous
☒ Indigenous
☒ Non-Indigenous

Number of Respondents: **119**

Overall Employment

Available Workforce	# of Grads Employed	Employment Rate	# of Full-time Grads	Full-time Employment Rate
117	107	91%	93	79%

Training Related Employment

Available Workforce	# of Training Related Grads	Employment Rate	# of Full-time Grads	Full-time Employment Rate
117	87	74%	78	67%

Location of Employment

Saskatoon	Regina	Moose Jaw	Prince Albert	Elsewhere in Sask	Outside Sask
29%	21%	4%	1%	34%	11%

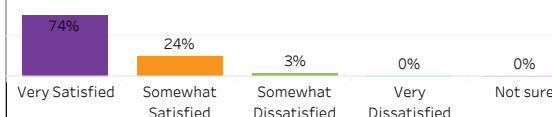
Average Salary



Salary by Location

	Overall	Full-time Training Related
Saskatoon	40,359	45,211
Regina	38,646	38,731
Moose Jaw	27,726	33,040
Prince Albert	21,385	
Elsewhere in SK	44,237	47,380
Alberta	46,634	46,634
British Columbia	40,950	40,950
Manitoba	32,500	32,500
Elsewhere in Canada	37,960	29,120
Outside of Canada		

Overall Satisfaction with the Program



Satisfaction with Sask Polytech

Satisfied with the decision to attend Saskpolytech	Recommend program to others	Recommend Saskpolytech to others
99%	92%	100%

Satisfaction with Campus Facilities & Services

% Satisfied % Dissatisfied % Not sure

Campus facilities



Campus activities



Instruction delivered



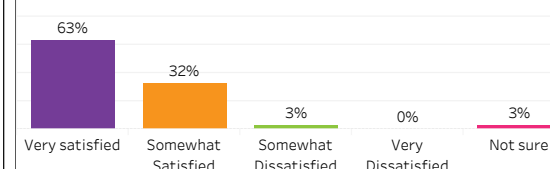
Student support services



Educational experience

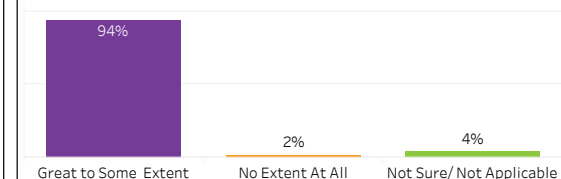


Relevance of Program to the Field of Employment

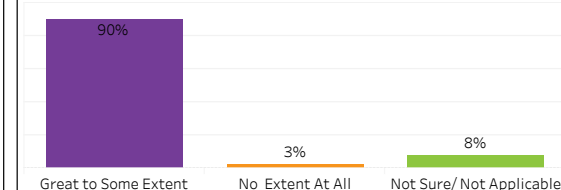


Program Benefits

Skills and knowledge relevant in the workplace



Improved earning potential



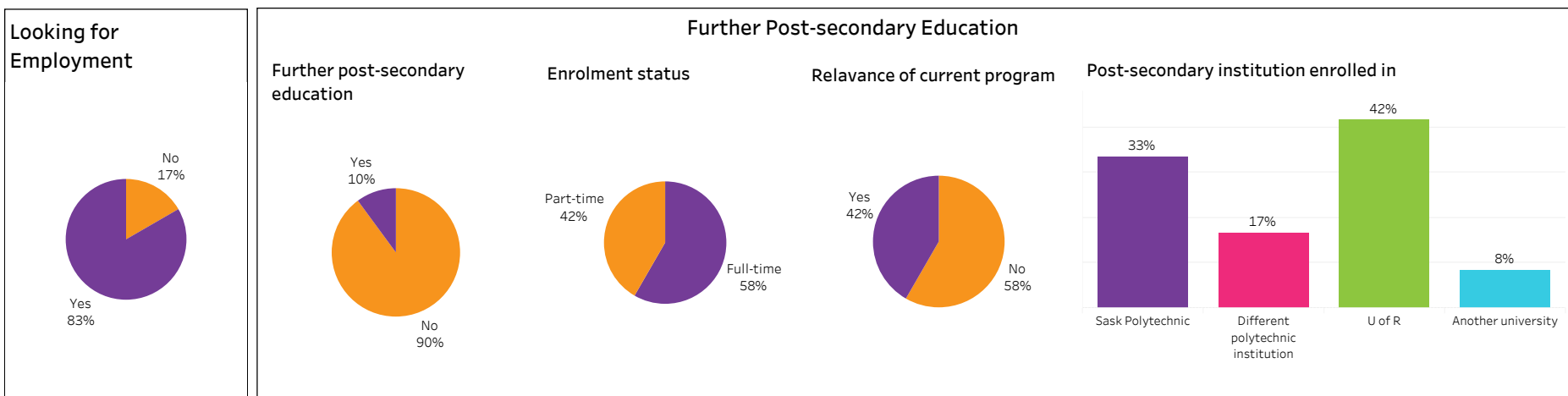
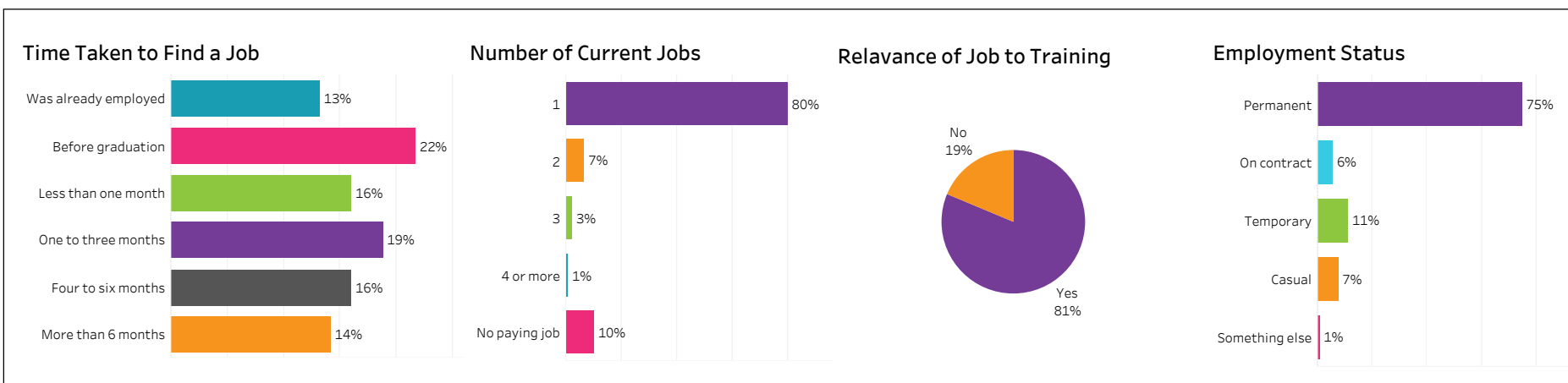
Improved employment opportunities



2016-17 Graduate Follow-up Survey: Survey Summary (2/2)

All Campuses, Construction, All Programs, All Credentials, Base

Number of Respondents: 119



Institutional Research and Analysis (IR & A)



2016-17 Graduate Follow-up Survey: Survey Summary (1/2)

All Campuses, Construction, All Programs,
All Credentials, Con Ed - Brokered

Gender
☒ Female
☒ Gender Unknown
☒ Male

Citizenship
☒ Canadian
☒ Citizenship Unknown
☒ Permanent Resident
☒ Student Visa

Indigenous
☒ Indigenous
☒ Non-Indigenous

Number of Respondents: 60

Overall Employment

Available Workforce	# of Grads Employed	Employment Rate	# of Full-time Grads	Full-time Employment Rate
58	48	83%	45	78%

Training Related Employment

Available Workforce	# of Training Related Grads	Employment Rate	# of Full-time Grads	Full-time Employment Rate
58	36	62%	34	59%

Location of Employment

Saskatoon	Regina	Moose Jaw	Prince Albert	Elsewhere in Sask	Outside Sask
17%	13%	2%	6%	52%	10%

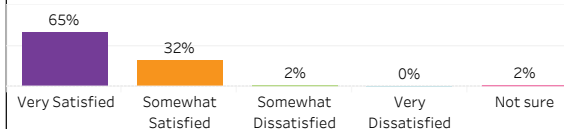
Average Salary

Overall	\$36,238
Full-time Training Related	\$39,514

Salary by Location

	Overall	Full-time Training Related
Saskatoon	33,095	39,909
Regina	34,414	36,352
Moose Jaw		
Prince Albert	89,000	89,000
Elsewhere in SK	34,289	35,901
Alberta	40,768	40,768
Manitoba	37,440	37,440
Ontario	36,855	36,855

Overall Satisfaction with the Program



Satisfaction with Sask Polytech

Satisfied with the decision to attend Saskpolytech	Recommend program to others	Recommend Saskpolytech to others
95%	92%	98%

Satisfaction with Campus Facilities & Services

% Satisfied % Dissatisfied % Not sure

Campus facilities



Campus activities



Instruction delivered



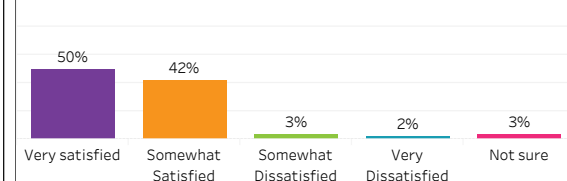
Student support services



Educational experience

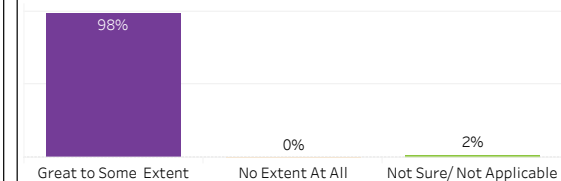


Relevance of Program to the Field of Employment

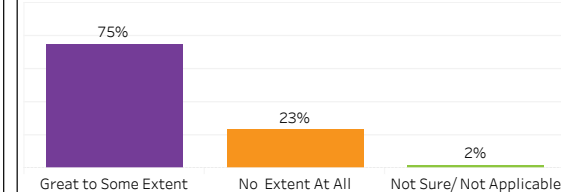


Program Benefits

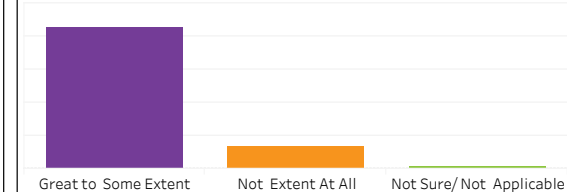
Skills and knowledge relevant in the workplace



Improved earning potential

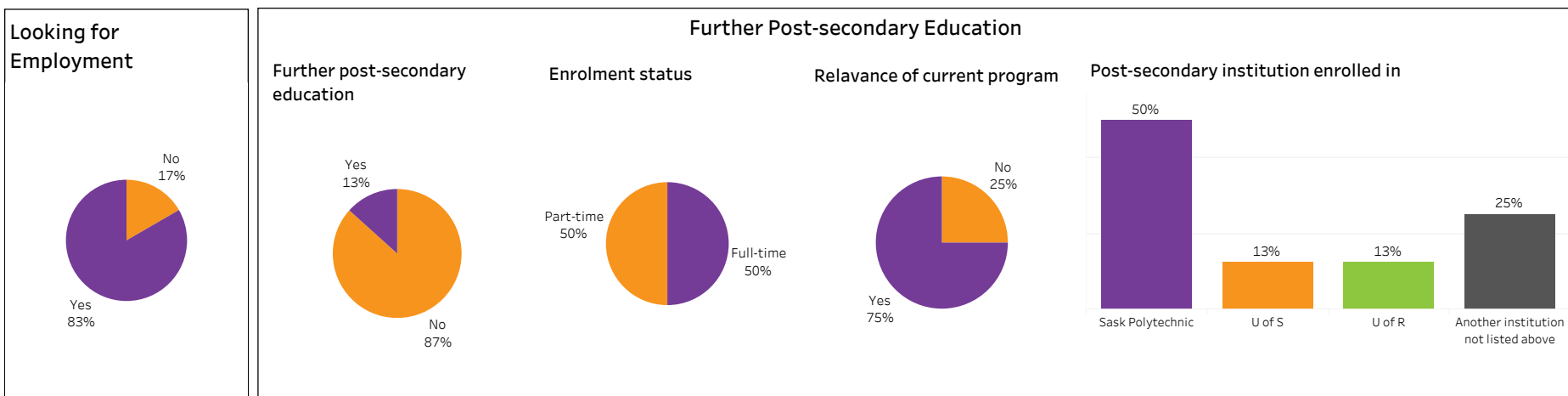
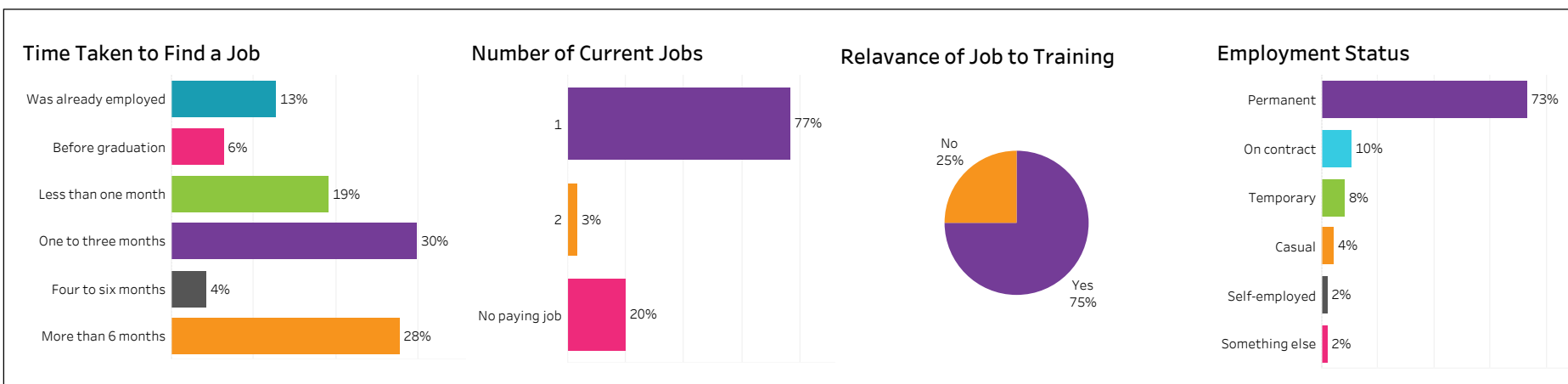


Improved employment opportunities



**2016-17 Graduate Follow-up Survey:
Survey Summary (2/2)**
**All Campuses, Construction, All Programs, All Credentials, Con
Ed - Brokered**

Number of Respondents: 60





2016-17 Graduate Follow-up Survey: Survey Summary (1/2) All Campuses, Construction, All Programs, All Credentials, Con Ed - Sask Poly Delivered

Gender
☒ Female
☒ Gender Unknown
☒ Male

Citizenship
☒ Canadian
☒ Citizenship Unknown
☒ Permanent Resident
☒ Student Visa

Indigenous
☒ Indigenous
☒ Non-Indigenous

Number of Respondents: 8

Overall Employment

Available Workforce	# of Grads Employed	Employment Rate	# of Full-time Grads	Full-time Employment Rate
7	6	86%	6	86%

Training Related Employment

Available Workforce	# of Training Related Grads	Employment Rate	# of Full-time Grads	Full-time Employment Rate
7	4	57%	4	57%

Location of Employment

Saskatoon	Regina	Moose Jaw	Prince Albert	Elsewhere in Sask	Outside Sask
33%	17%	0%	0%	50%	0%

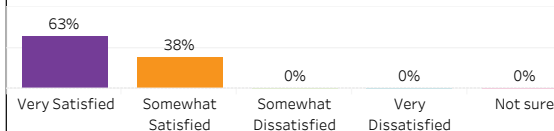
Average Salary



Salary by Location

	Overall	Full-time Training Related
Saskatoon	84,000	84,000
Regina		
Elsewhere in SK	37,284	42,120

Overall Satisfaction with the Program



Satisfaction with Sask Polytech

Satisfied with the decision to attend Saskpolytech	Recommend program to others	Recommend Saskpolytech to others
100%	100%	100%

Satisfaction with Campus Facilities & Services

% Satisfied % Dissatisfied % Not sure

Campus facilities



Campus activities



Instruction delivered



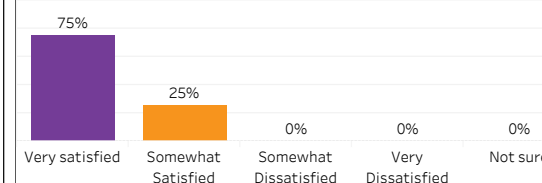
Student support services



Educational experience

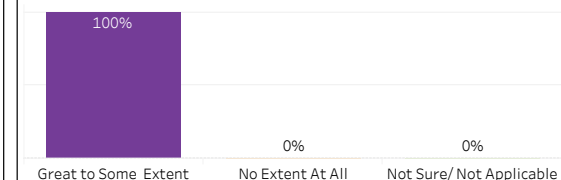


Relevance of Program to the Field of Employment

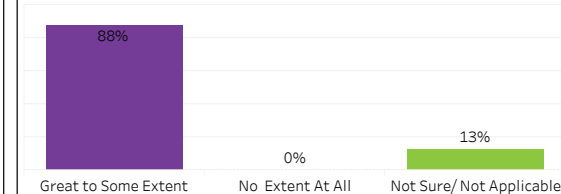


Program Benefits

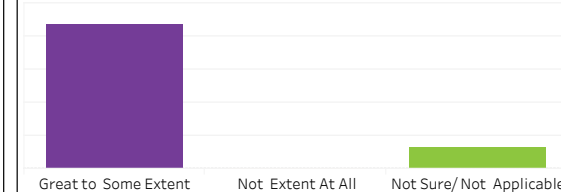
Skills and knowledge relevant in the workplace



Improved earning potential

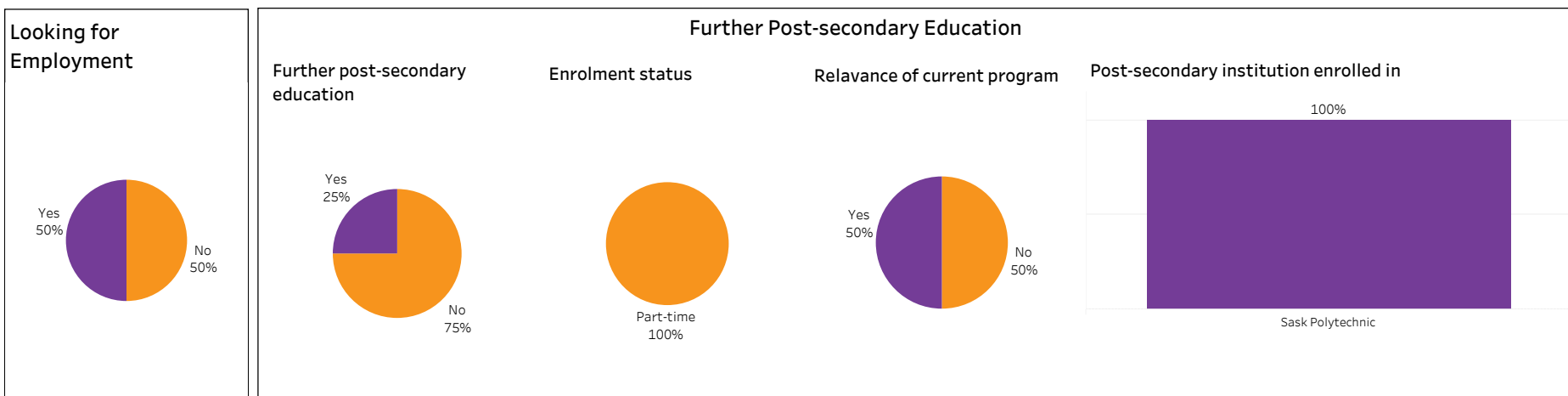
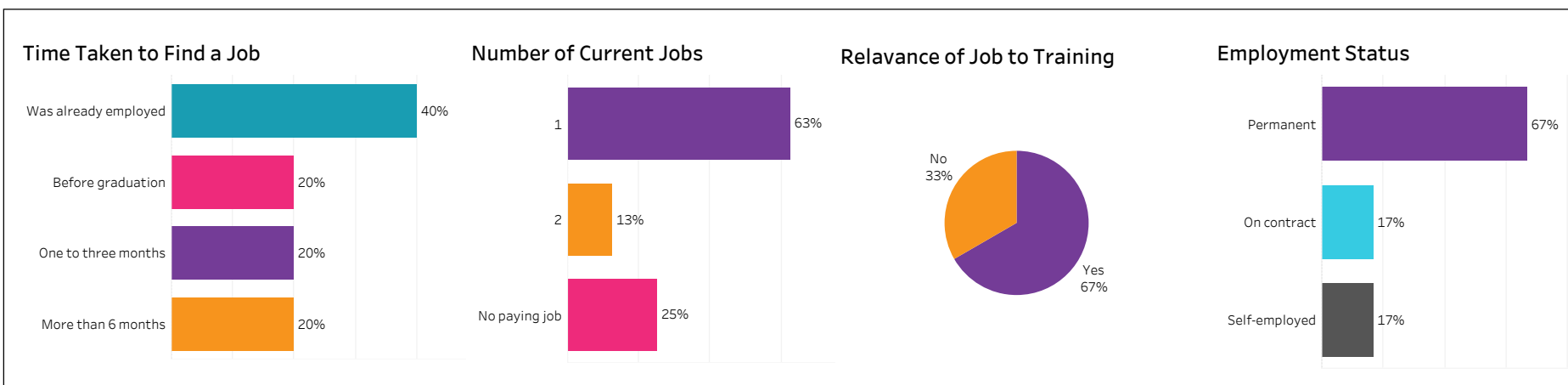


Improved employment opportunities



**2016-17 Graduate Follow-up Survey:
Survey Summary (2/2)**
**All Campuses, Construction, All Programs, All Credentials, Con
Ed - Sask Poly Delivered**

Number of Respondents: **8**





2016-17 Graduate Follow-up Survey: Survey Summary (1/2) Moose Jaw, Construction, Architectural Technologies, DIPC, Base

Gender
☒ Female
☒ Gender Unknown
☒ Male

Citizenship
☒ Canadian
☒ Citizenship Unknown
☒ Permanent Resident
☒ Student Visa

Indigenous
☒ Indigenous
☒ Non-Indigenous

Number of Respondents: 24

Overall Employment

Available Workforce	# of Grads Employed	Employment Rate	# of Full-time Grads	Full-time Employment Rate
23	22	96%	19	83%

Training Related Employment

Available Workforce	# of Training Related Grads	Employment Rate	# of Full-time Grads	Full-time Employment Rate
23	19	83%	17	74%

Location of Employment

Saskatoon	Regina	Moose Jaw	Prince Albert	Elsewhere in Sask	Outside Sask
41%	27%	0%	0%	27%	5%

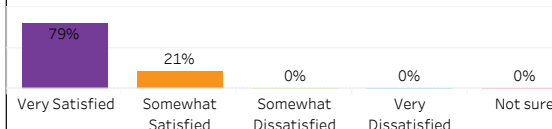
Average Salary



Salary by Location

	Overall	Full-time Training Related
Saskatoon	46,515	50,379
Regina	45,315	45,315
Elsewhere in SK	32,381	46,280
Alberta	45,500	45,500

Overall Satisfaction with the Program



Satisfaction with Sask Polytech

Satisfied with the decision to attend Saskpolytech	Recommend program to others	Recommend Saskpolytech to others
96%	92%	100%

Satisfaction with Campus Facilities & Services

% Satisfied % Dissatisfied % Not sure

Campus facilities



Campus activities



Instruction delivered



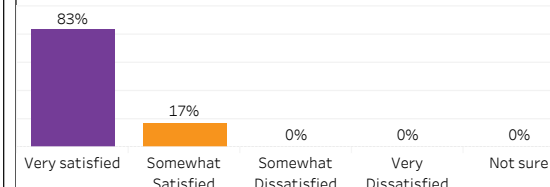
Student support services



Educational experience

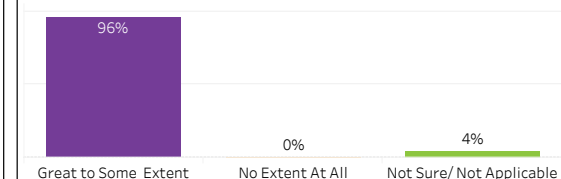


Relevance of Program to the Field of Employment

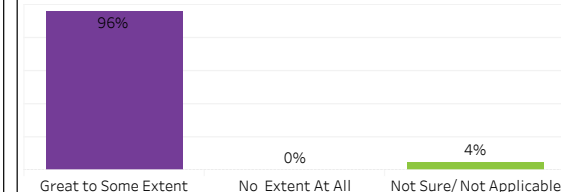


Program Benefits


Skills and knowledge relevant in the workplace



Improved earning potential



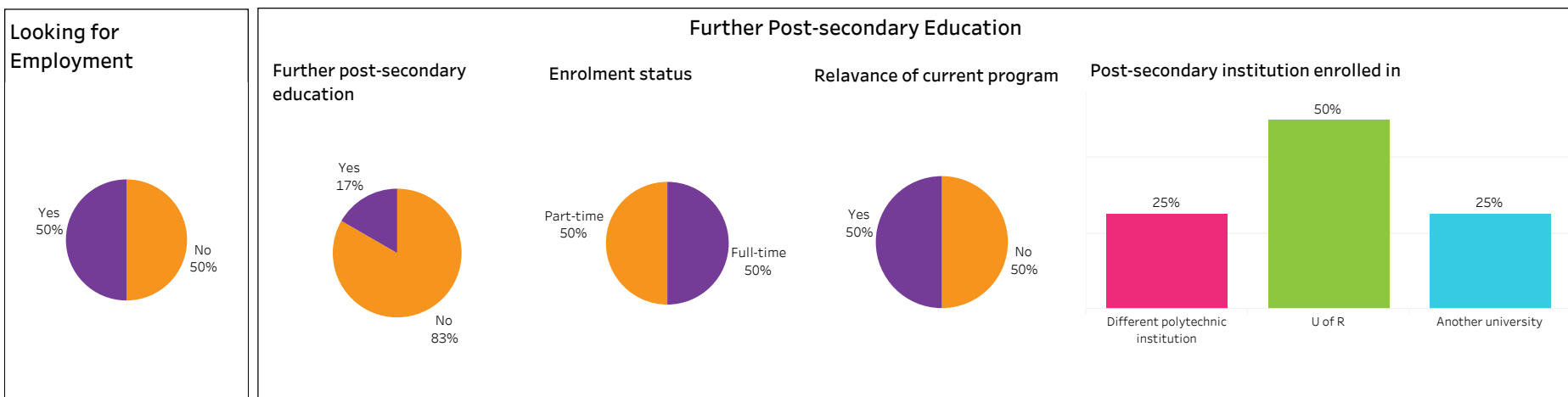
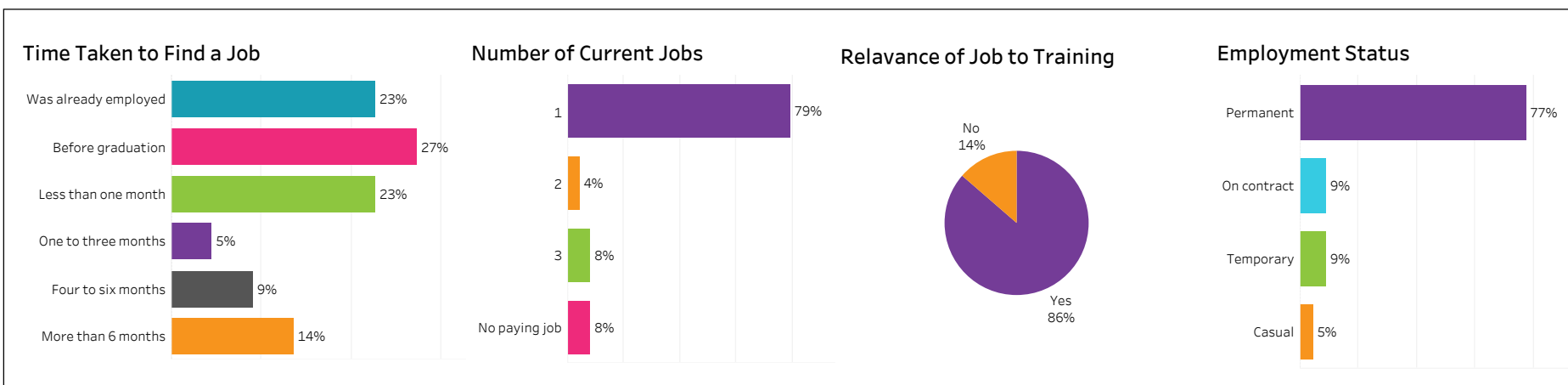
Improved employment opportunities



2016-17 Graduate Follow-up Survey: Survey Summary (2/2)

Moose Jaw, Construction, Architectural Technologies, DIPC,
Base

Number of Respondents: 24



Institutional Research and Analysis (IR & A)



2016-17 Graduate Follow-up Survey: Survey Summary (1/2)

Saskatoon, Construction, Carpentry,
APCERT, Con Ed - Sask Poly Delivered

Gender
☒ Female
☒ Gender Unknown
☒ Male

Citizenship
☒ Canadian
☒ Citizenship Unknown
☒ Permanent Resident
☒ Student Visa

Indigenous
☒ Indigenous
☒ Non-Indigenous

Number of Respondents: **4**

Overall Employment

Available Workforce	# of Grads Employed	Employment Rate	# of Full-time Grads	Full-time Employment Rate
4	3	75%	3	75%

Training Related Employment

Available Workforce	# of Training Related Grads	Employment Rate	# of Full-time Grads	Full-time Employment Rate
4	1	25%	1	25%

Location of Employment

Saskatoon	Regina	Moose Jaw	Prince Albert	Elsewhere in Sask	Outside Sask
0%	0%	0%	0%	100%	0%

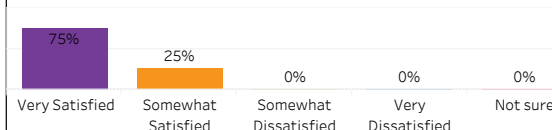
Average Salary



Salary by Location

	Overall	Full-time Training Related
Elsewhere in SK	37,284	42,120

Overall Satisfaction with the Program



Satisfaction with Sask Polytech

Satisfied with the decision to attend Saskpolytech	Recommend program to others	Recommend Saskpolytech to others
100%	100%	100%

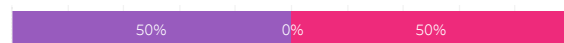
Satisfaction with Campus Facilities & Services

% Satisfied % Dissatisfied % Not sure

Campus facilities



Campus activities



Instruction delivered



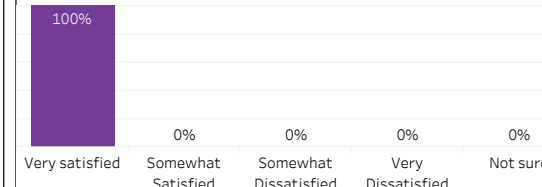
Student support services



Educational experience

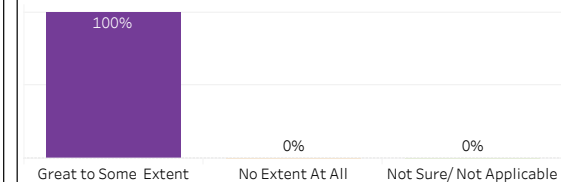


Relevance of Program to the Field of Employment

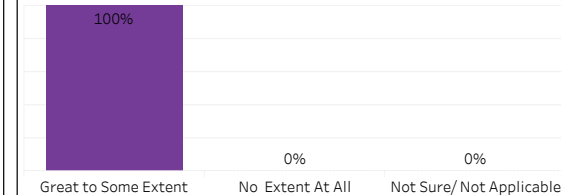


Program Benefits

Skills and knowledge relevant in the workplace



Improved earning potential



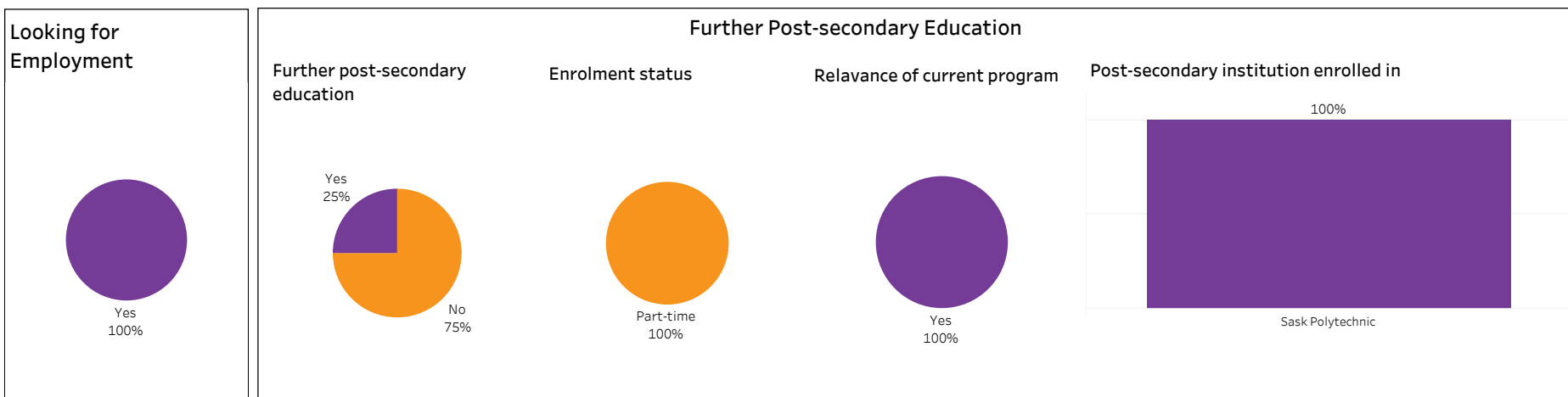
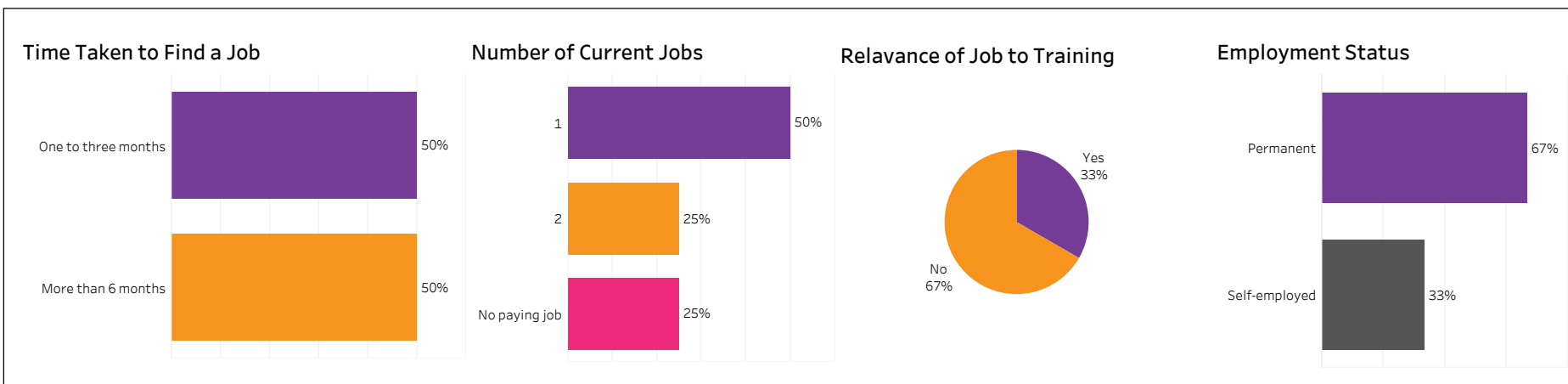
Improved employment opportunities





2016-17 Graduate Follow-up Survey: Survey Summary (2/2) Saskatoon, Construction, Carpentry, APCERT, Con Ed - Sask Poly Delivered

Number of Respondents: 4



Institutional Research and Analysis (IR & A)



2016-17 Graduate Follow-up Survey: Survey Summary (1/2)

Moose Jaw, Construction, Carpentry, CERT, Base

Gender
☒ Female
☒ Gender Unknown
☒ Male

Citizenship
☒ Canadian
☒ Citizenship Unknown
☒ Permanent Resident
☒ Student Visa

Indigenous
☒ Indigenous
☒ Non-Indigenous

Number of Respondents: **17**

Overall Employment

Available Workforce	# of Grads Employed	Employment Rate	# of Full-time Grads	Full-time Employment Rate
17	17	100%	16	94%

Training Related Employment

Available Workforce	# of Training Related Grads	Employment Rate	# of Full-time Grads	Full-time Employment Rate
17	14	82%	13	76%

Location of Employment

Saskatoon	Regina	Moose Jaw	Prince Albert	Elsewhere in Sask	Outside Sask
6%	41%	18%	0%	29%	6%

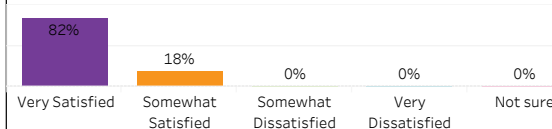
Average Salary

Overall	\$39,564
Full-time Training Related	\$36,788

Salary by Location

	Overall	Full-time Training Related
Saskatoon	35,100	35,100
Regina	32,680	35,180
Moose Jaw	27,726	33,040
Elsewhere in SK	62,747	43,663
Manitoba	35,000	35,000

Overall Satisfaction with the Program



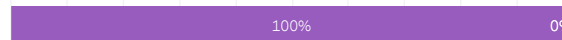
Satisfaction with Sask Polytech

Satisfied with the decision to attend Saskpolytech	Recommend program to others	Recommend Saskpolytech to others
100%	94%	100%

Satisfaction with Campus Facilities & Services

% Satisfied % Dissatisfied % Not sure

Campus facilities



Campus activities



Instruction delivered



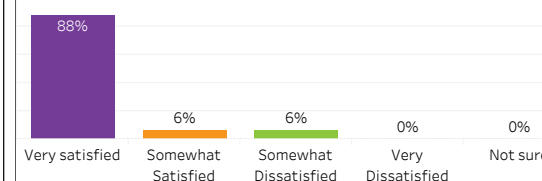
Student support services



Educational experience

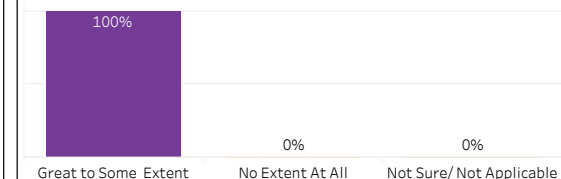


Relevance of Program to the Field of Employment

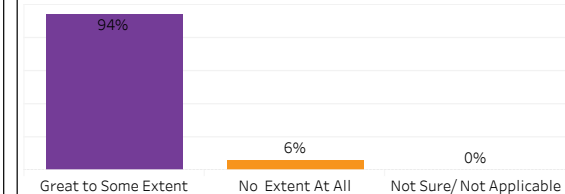


Program Benefits

Skills and knowledge relevant in the workplace



Improved earning potential



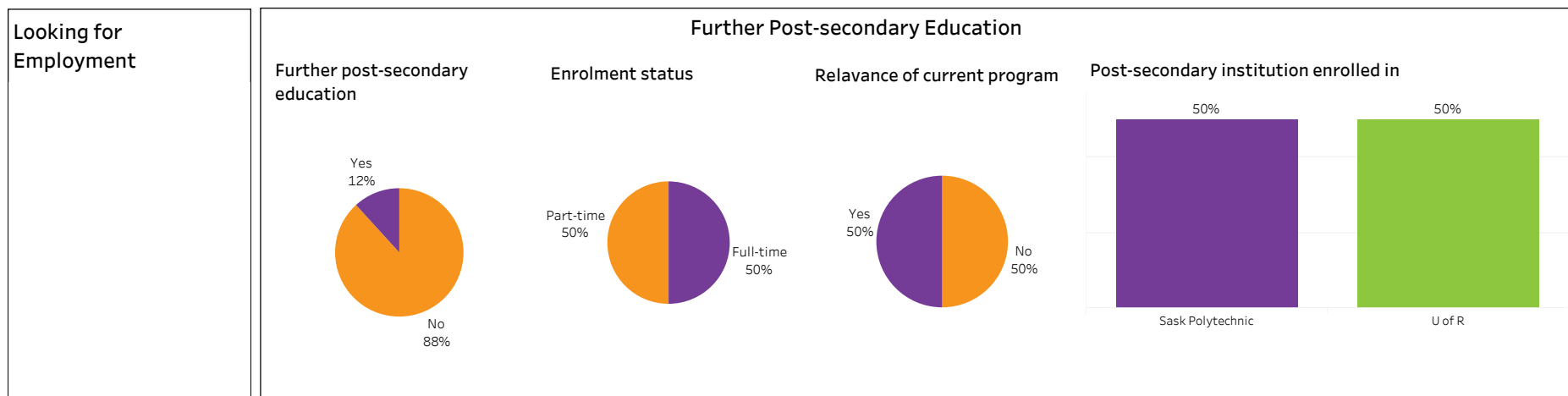
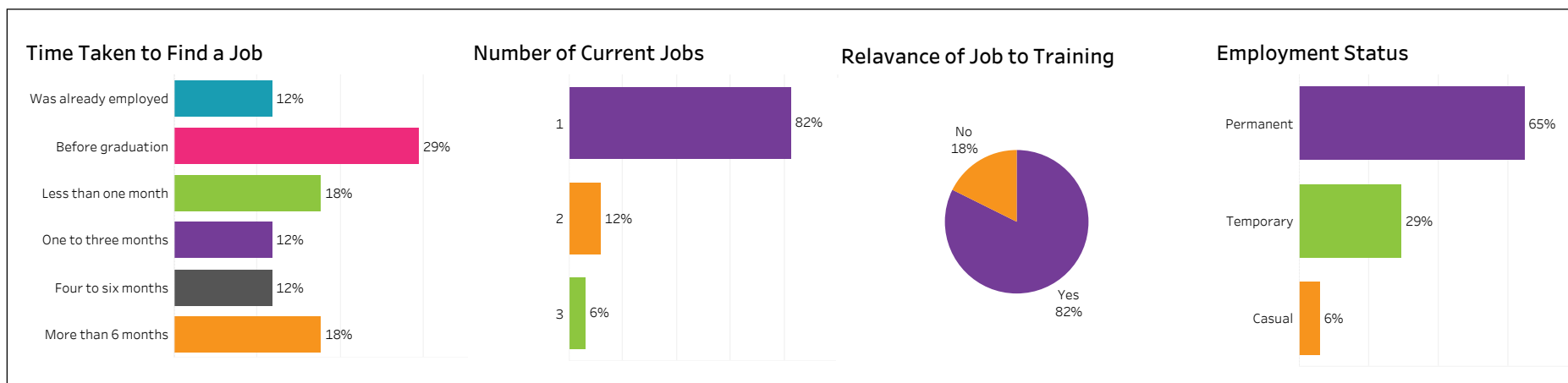
Improved employment opportunities



2016-17 Graduate Follow-up Survey: Survey Summary (2/2)

Moose Jaw, Construction, Carpentry, CERT, Base

Number of Respondents: 17





2016-17 Graduate Follow-up Survey: Survey Summary (1/2) Prince Albert, Construction, Carpentry, CERT, Base

Gender
☒ Female
☒ Gender Unknown
☒ Male

Citizenship
☒ Canadian
☒ Citizenship Unknown
☒ Permanent Resident
☒ Student Visa

Indigenous
☒ Indigenous
☒ Non-Indigenous

Number of Respondents: **11**

Overall Employment

Available Workforce	# of Grads Employed	Employment Rate	# of Full-time Grads	Full-time Employment Rate
11	8	73%	8	73%

Training Related Employment

Available Workforce	# of Training Related Grads	Employment Rate	# of Full-time Grads	Full-time Employment Rate
11	7	64%	7	64%

Location of Employment

Saskatoon	Regina	Moose Jaw	Prince Albert	Elsewhere in Sask	Outside Sask
13%	13%	0%	0%	63%	13%

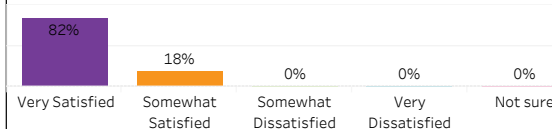
Average Salary

Overall	\$53,144
Full-time Training Related	\$45,630

Salary by Location

	Overall	Full-time Training Related
Saskatoon	35,360	35,360
Regina	83,200	
Elsewhere in SK	42,380	42,380
Alberta	62,400	62,400

Overall Satisfaction with the Program



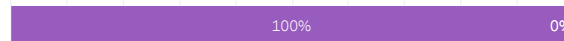
Satisfaction with Sask Polytech

Satisfied with the decision to attend Saskpolytech	Recommend program to others	Recommend Saskpolytech to others
100%	100%	100%

Satisfaction with Campus Facilities & Services

% Satisfied % Dissatisfied % Not sure

Campus facilities



Campus activities



Instruction delivered



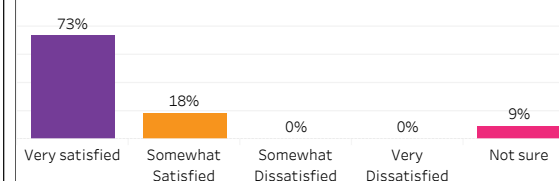
Student support services



Educational experience

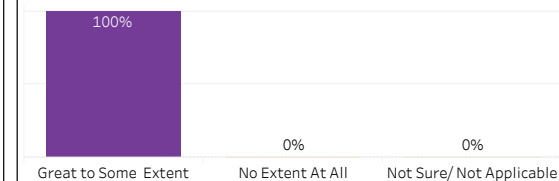


Relevance of Program to the Field of Employment

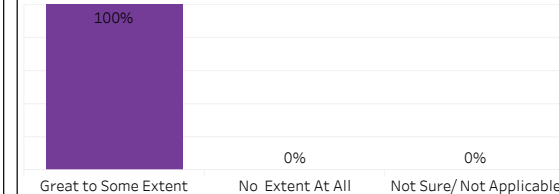


Program Benefits


Skills and knowledge relevant in the workplace



Improved earning potential


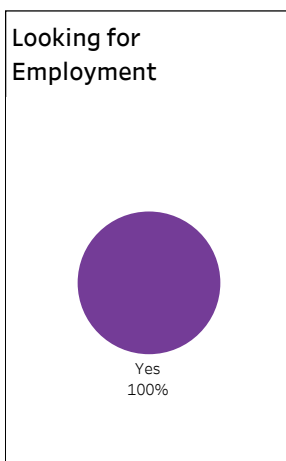
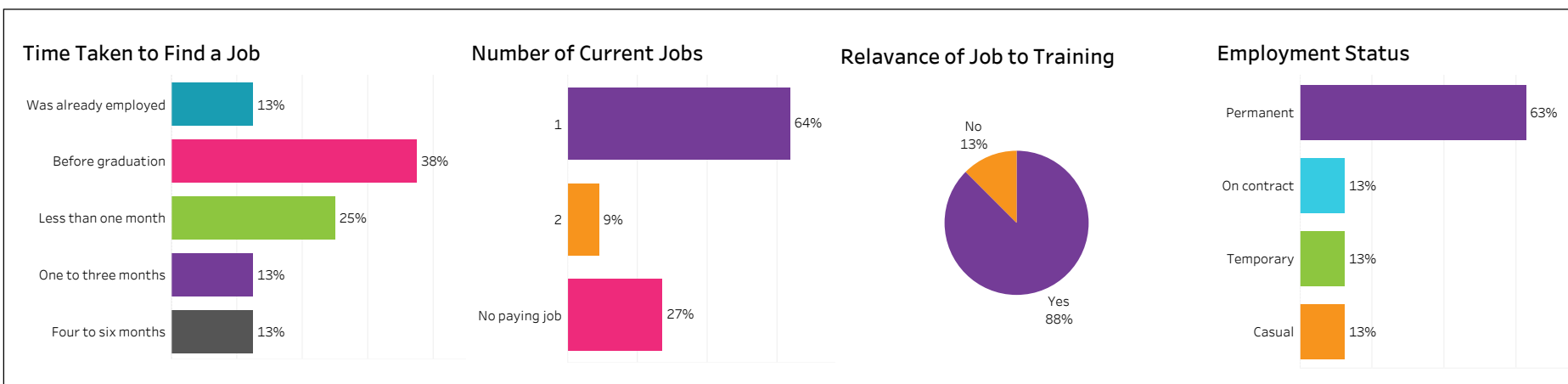


Improved employment opportunities



2016-17 Graduate Follow-up Survey: Survey Summary (2/2) Prince Albert, Construction, Carpentry, CERT, Base

Number of Respondents: **11**





2016-17 Graduate Follow-up Survey: Survey Summary (1/2)

Moose Jaw, Construction, Electrician,
APCERT, Base

Gender
☒ Female
☒ Gender Unknown
☒ Male

Citizenship
☒ Canadian
☒ Citizenship Unknown
☒ Permanent Resident
☒ Student Visa

Indigenous
☒ Indigenous
☒ Non-Indigenous

Number of Respondents: **14**

Overall Employment

Available Workforce	# of Grads Employed	Employment Rate	# of Full-time Grads	Full-time Employment Rate
14	14	100%	11	79%

Training Related Employment

Available Workforce	# of Training Related Grads	Employment Rate	# of Full-time Grads	Full-time Employment Rate
14	11	79%	9	64%

Location of Employment

Saskatoon	Regina	Moose Jaw	Prince Albert	Elsewhere in Sask	Outside Sask
8%	31%	8%	0%	46%	8%

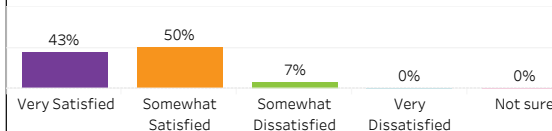
Average Salary

Overall	\$36,040
Full-time Training Related	\$39,931

Salary by Location

	Overall	Full-time Training Related
Saskatoon	20,566	
Regina	24,838	30,500
Moose Jaw		
Elsewhere in SK	43,710	43,710
Elsewhere in Canada	46,800	

Overall Satisfaction with the Program



Satisfaction with Sask Polytech

Satisfied with the decision to attend Saskpolytech	Recommend program to others	Recommend Saskpolytech to others
100%	93%	100%

Satisfaction with Campus Facilities & Services

% Satisfied % Dissatisfied % Not sure

Campus facilities



Campus activities



Instruction delivered



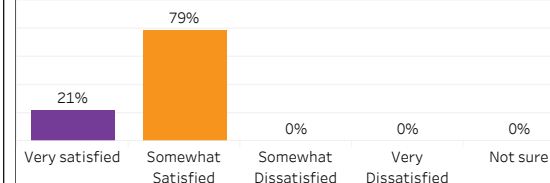
Student support services



Educational experience

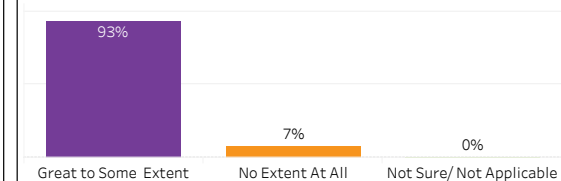


Relevance of Program to the Field of Employment

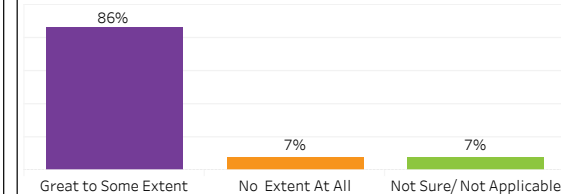


Program Benefits

Skills and knowledge relevant in the workplace



Improved earning potential



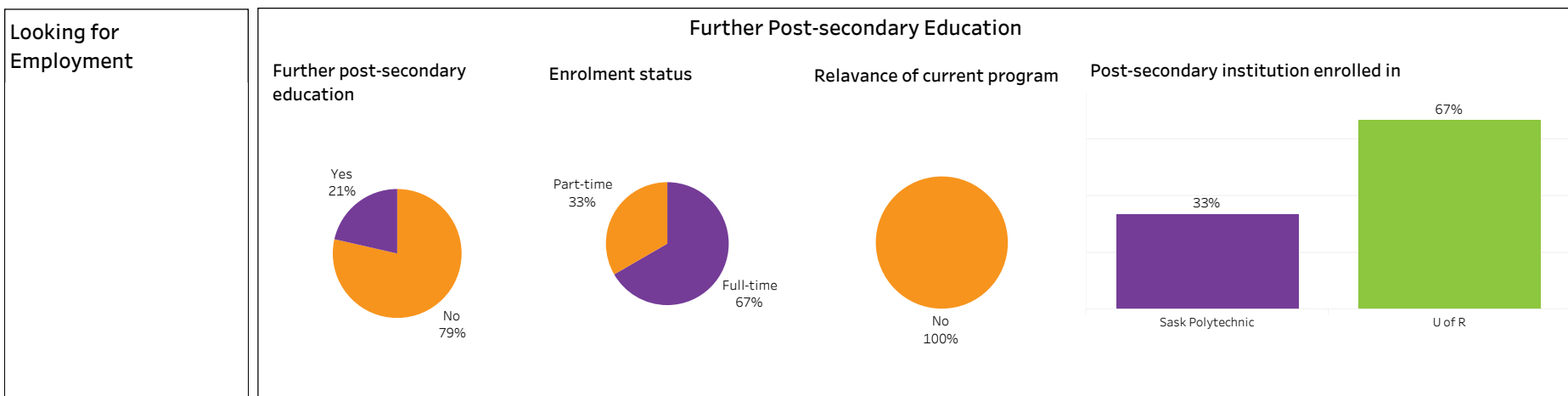
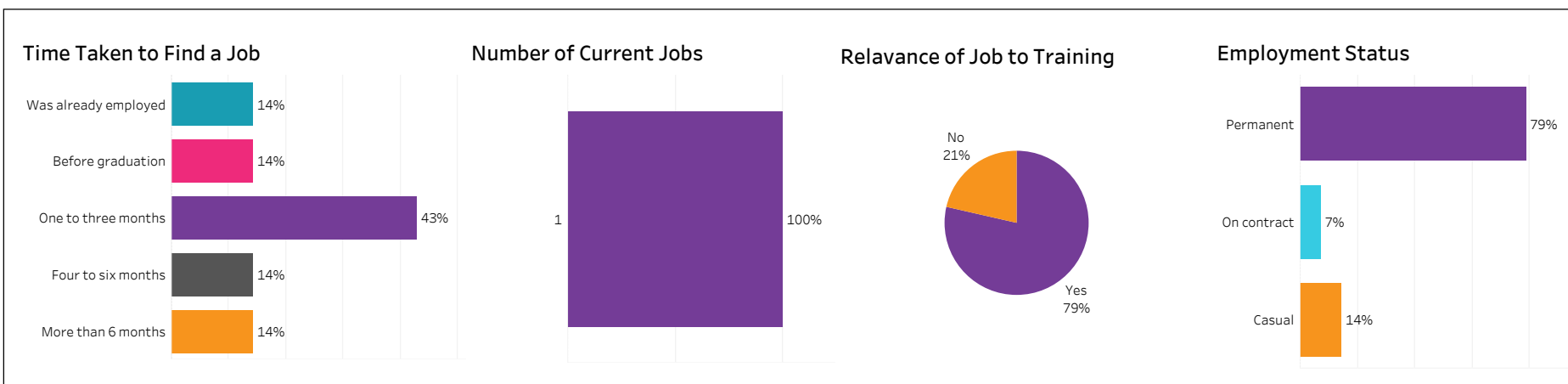
Improved employment opportunities



2016-17 Graduate Follow-up Survey: Survey Summary (2/2)

Moose Jaw, Construction, Electrician, APCERT, Base

Number of Respondents: **14**





2016-17 Graduate Follow-up Survey: Survey Summary (1/2)

Prince Albert, Construction, Electrician, APCERT, Base

Gender
☒ Female
☒ Gender Unknown
☒ Male

Citizenship
☒ Canadian
☒ Citizenship Unknown
☒ Permanent Resident
☒ Student Visa

Indigenous
☒ Indigenous
☒ Non-Indigenous

Number of Respondents: **14**

Overall Employment

Available Workforce	# of Grads Employed	Employment Rate	# of Full-time Grads	Full-time Employment Rate
14	13	93%	10	71%

Training Related Employment

Available Workforce	# of Training Related Grads	Employment Rate	# of Full-time Grads	Full-time Employment Rate
14	9	64%	8	57%

Location of Employment

Saskatoon	Regina	Moose Jaw	Prince Albert	Elsewhere in Sask	Outside Sask
15%	0%	0%	8%	31%	46%

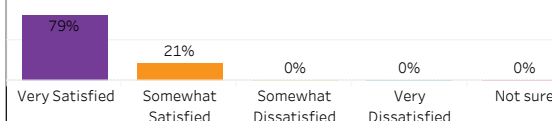
Average Salary



Salary by Location

	Overall	Full-time Training Related
Saskatoon	34,450	34,450
Prince Albert	21,385	
Elsewhere in SK	45,649	58,854
Alberta	39,468	39,468
British Columbia	40,950	40,950
Manitoba	30,000	30,000
Elsewhere in Canada	29,120	29,120
Outside of Canada		

Overall Satisfaction with the Program



Satisfaction with Sask Polytech

Satisfied with the decision to attend Saskpolytech	Recommend program to others	Recommend Saskpolytech to others
100%	100%	100%

Satisfaction with Campus Facilities & Services

% Satisfied % Dissatisfied % Not sure

Campus facilities



Campus activities



Instruction delivered



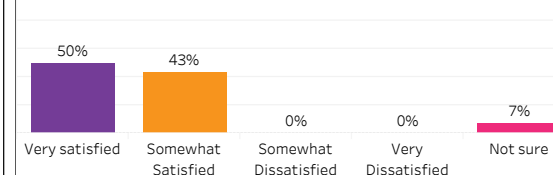
Student support services



Educational experience

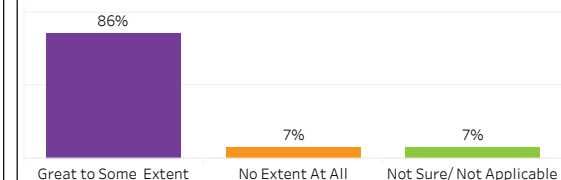


Relevance of Program to the Field of Employment

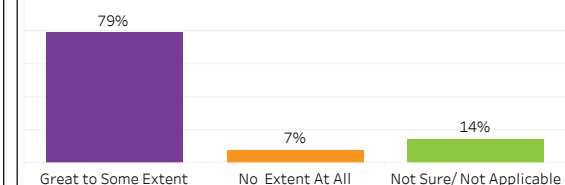


Program Benefits

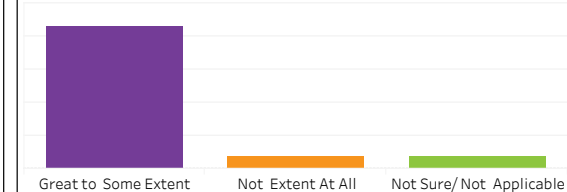
Skills and knowledge relevant in the workplace



Improved earning potential



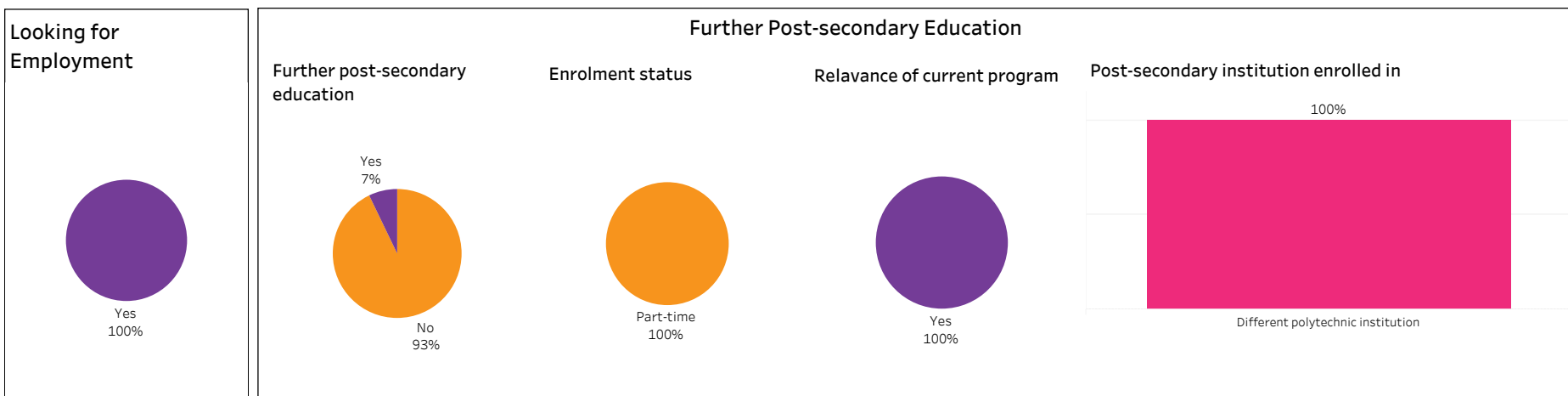
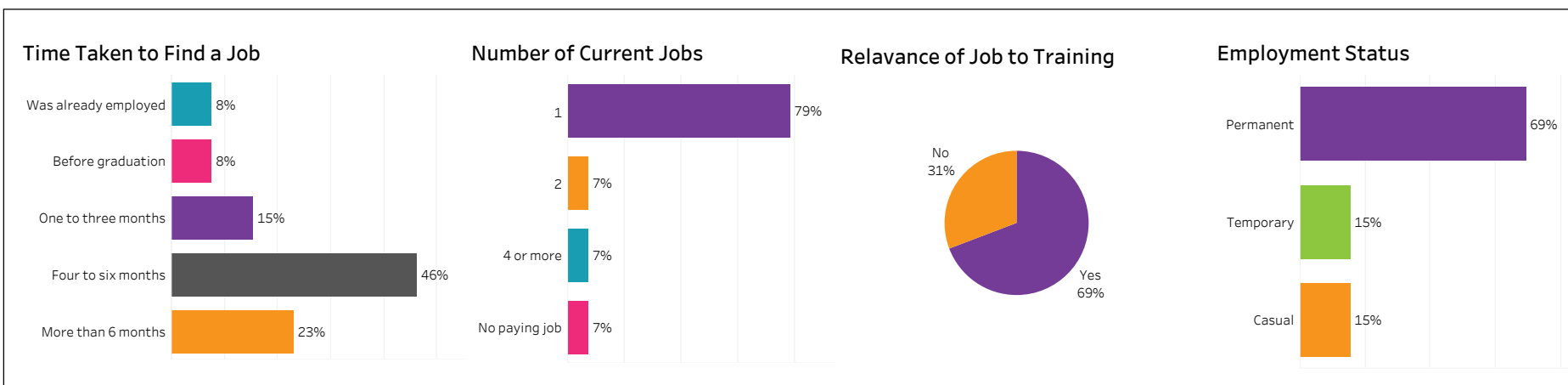
Improved employment opportunities



2016-17 Graduate Follow-up Survey: Survey Summary (2/2)

Prince Albert, Construction, Electrician, APCERT, Base

Number of Respondents: **14**



Institutional Research and Analysis (IR & A)



2016-17 Graduate Follow-up Survey: Survey Summary (1/2)

Saskatoon, Construction, Electrician,
APCERT, Base

Gender
☒ Female
☒ Gender Unknown
☒ Male

Citizenship
☒ Canadian
☒ Citizenship Unknown
☒ Permanent Resident
☒ Student Visa

Indigenous
☒ Indigenous
☒ Non-Indigenous

Number of Respondents: 27

Overall Employment

Available Workforce	# of Grads Employed	Employment Rate	# of Full-time Grads	Full-time Employment Rate
27	23	85%	19	70%

Training Related Employment

Available Workforce	# of Training Related Grads	Employment Rate	# of Full-time Grads	Full-time Employment Rate
27	18	67%	15	56%

Location of Employment

Saskatoon	Regina	Moose Jaw	Prince Albert	Elsewhere in Sask	Outside Sask
55%	9%	0%	0%	32%	5%

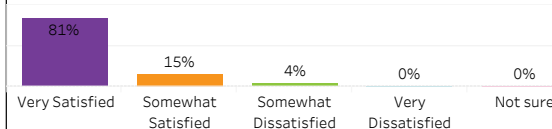
Average Salary

Overall	\$34,824
Full-time Training Related	\$38,722

Salary by Location

	Overall	Full-time Training Related
Saskatoon	33,920	39,277
Regina	25,100	25,100
Elsewhere in SK	33,614	37,674
Alberta	41,600	41,600

Overall Satisfaction with the Program




Satisfaction with Sask Polytech

Satisfied with the decision to attend Saskpolytech	Recommend program to others	Recommend Saskpolytech to others
100%	85%	100%

Satisfaction with Campus Facilities & Services

% Satisfied % Dissatisfied % Not sure

Campus facilities



Campus activities



Instruction delivered



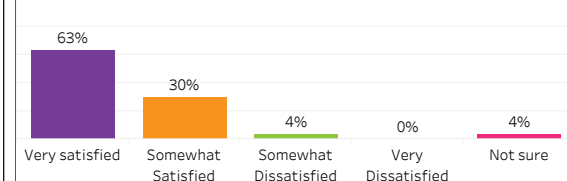
Student support services



Educational experience

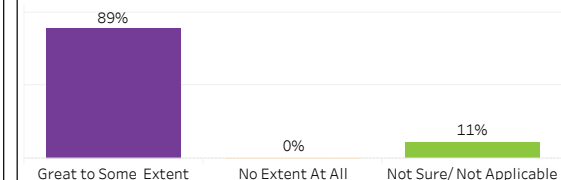


Relevance of Program to the Field of Employment

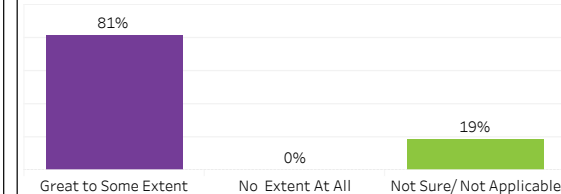


Program Benefits

Skills and knowledge relevant in the workplace



Improved earning potential



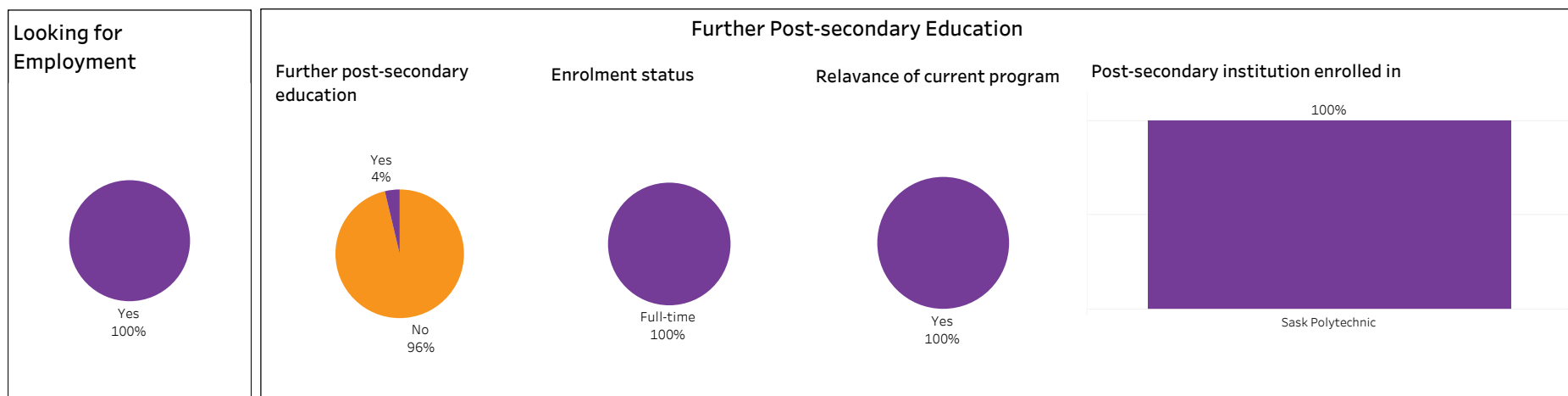
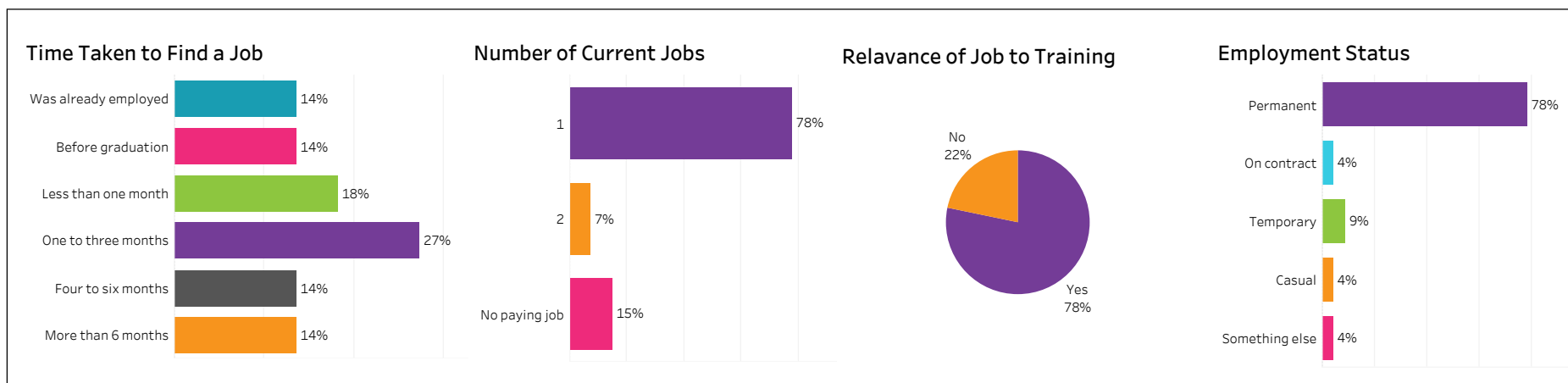
Improved employment opportunities



2016-17 Graduate Follow-up Survey: Survey Summary (2/2)

Saskatoon, Construction, Electrician, APCERT, Base

Number of Respondents: 27





2016-17 Graduate Follow-up Survey: Survey Summary (1/2) Prince Albert, Construction, Electrician, APCERT, Con Ed - Brokered

Gender
☒ Female
☒ Gender Unknown
☒ Male

Citizenship
☒ Canadian
☒ Citizenship Unknown
☒ Permanent Resident
☒ Student Visa

Indigenous
☒ Indigenous
☒ Non-Indigenous

Number of Respondents: 17

Overall Employment

Available Workforce	# of Grads Employed	Employment Rate	# of Full-time Grads	Full-time Employment Rate
16	14	88%	13	81%

Training Related Employment

Available Workforce	# of Training Related Grads	Employment Rate	# of Full-time Grads	Full-time Employment Rate
16	10	63%	9	56%

Location of Employment

Saskatoon	Regina	Moose Jaw	Prince Albert	Elsewhere in Sask	Outside Sask
29%	7%	0%	0%	50%	14%

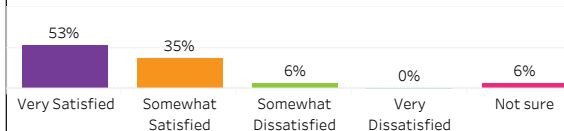
Average Salary

Overall	\$34,413
Full-time Training Related	\$44,031

Salary by Location

	Overall	Full-time Training Related
Saskatoon	34,275	45,562
Regina	33,696	33,696
Elsewhere in SK	30,750	45,000
Alberta	50,336	50,336
Manitoba		

Overall Satisfaction with the Program



Satisfaction with Sask Polytech

Satisfied with the decision to attend Saskpolytech	Recommend program to others	Recommend Saskpolytech to others
94%	82%	100%

Satisfaction with Campus Facilities & Services

% Satisfied % Dissatisfied % Not sure

Campus facilities



Campus activities



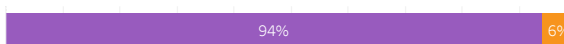
Instruction delivered



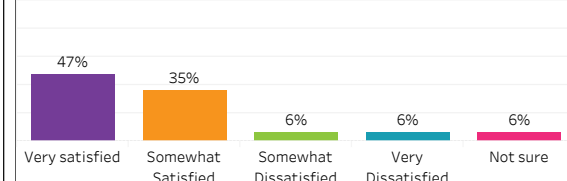
Student support services



Educational experience

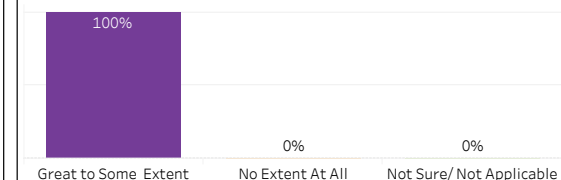


Relevance of Program to the Field of Employment

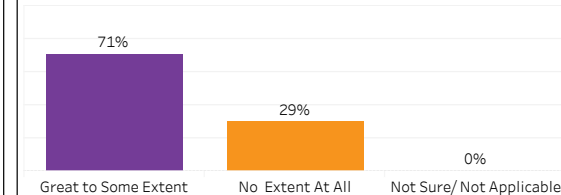


Program Benefits

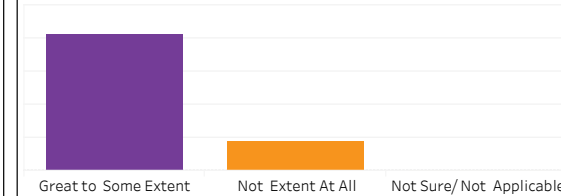
Skills and knowledge relevant in the workplace



Improved earning potential



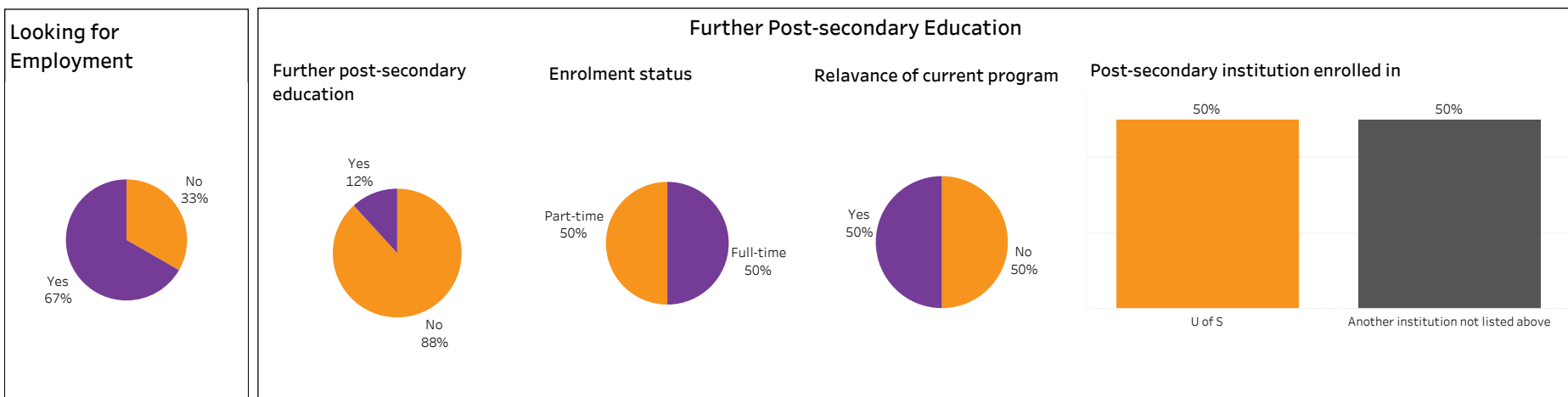
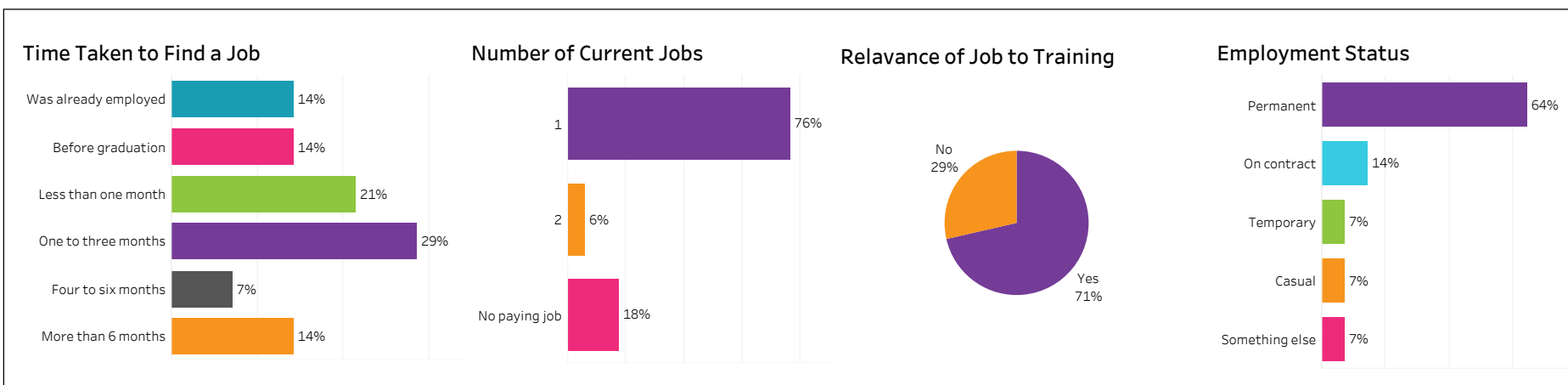
Improved employment opportunities



2016-17 Graduate Follow-up Survey: Survey Summary (2/2)

Prince Albert, Construction, Electrician, APCERT, Con Ed - Brokered

Number of Respondents: 17





2016-17 Graduate Follow-up Survey: Survey Summary (1/2)

Moose Jaw, Construction, Electrician,
APCERT, Con Ed - Brokered

Gender
☒ Female
☒ Gender Unknown
☒ Male

Citizenship
☒ Canadian
☒ Citizenship Unknown
☒ Permanent Resident
☒ Student Visa

Indigenous
☒ Indigenous
☒ Non-Indigenous

Number of Respondents: 32

Overall Employment

Available Workforce	# of Grads Employed	Employment Rate	# of Full-time Grads	Full-time Employment Rate
31	25	81%	23	74%

Training Related Employment

Available Workforce	# of Training Related Grads	Employment Rate	# of Full-time Grads	Full-time Employment Rate
31	18	58%	17	55%

Location of Employment

Saskatoon	Regina	Moose Jaw	Prince Albert	Elsewhere in Sask	Outside Sask
12%	20%	0%	4%	52%	12%

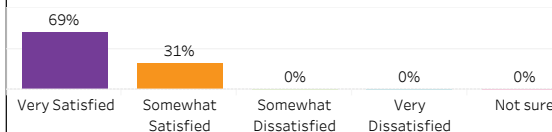
Average Salary

Overall	\$34,661
Full-time Training Related	\$35,739

Salary by Location

	Overall	Full-time Training Related
Saskatoon	31,460	37,570
Regina	34,653	37,680
Prince Albert		
Elsewhere in SK	35,562	34,907
Alberta	31,200	31,200
Manitoba	37,440	37,440
Ontario	36,855	36,855

Overall Satisfaction with the Program



Satisfaction with Sask Polytech

Satisfied with the decision to attend Saskpolytech	Recommend program to others	Recommend Saskpolytech to others
94%	97%	97%

Satisfaction with Campus Facilities & Services

% Satisfied % Dissatisfied % Not sure

Campus facilities




Campus activities



Instruction delivered



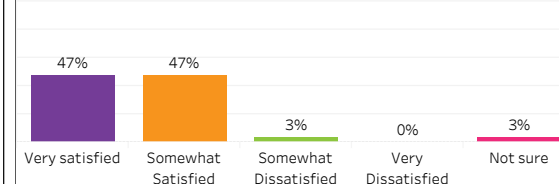
Student support services



Educational experience

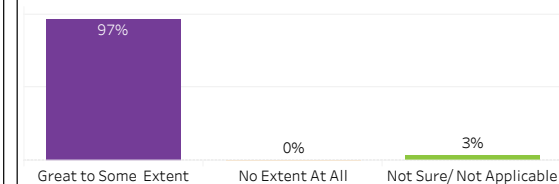


Relevance of Program to the Field of Employment

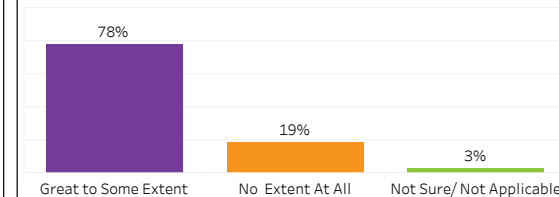


Program Benefits

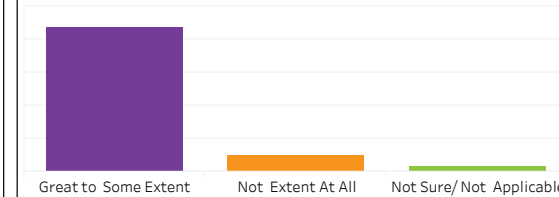
Skills and knowledge relevant in the workplace



Improved earning potential



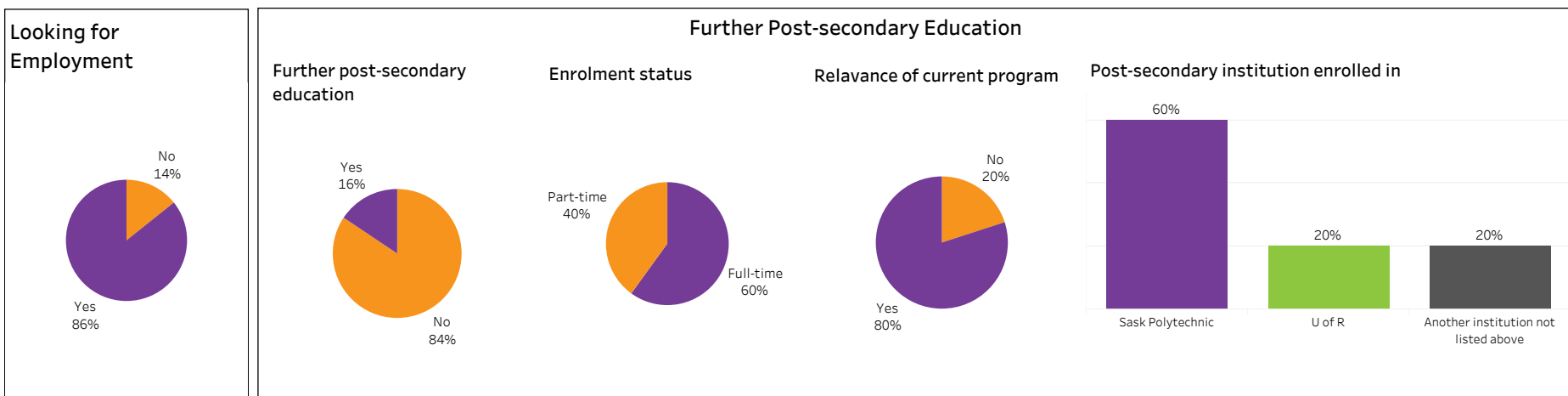
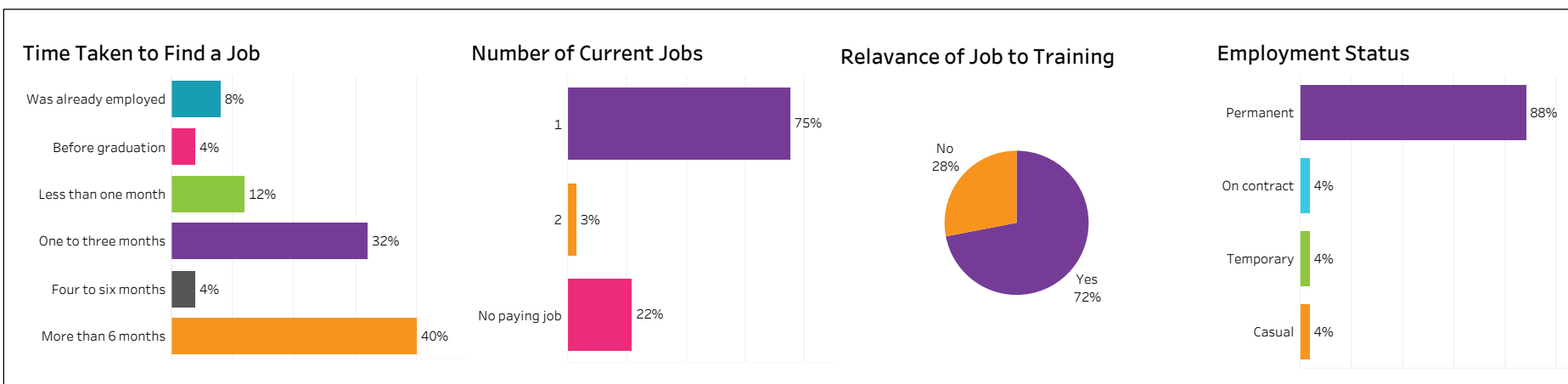
Improved employment opportunities



2016-17 Graduate Follow-up Survey: Survey Summary (2/2)

Moose Jaw, Construction, Electrician, APCERT, Con Ed -
Brokered

Number of Respondents: 32





2016-17 Graduate Follow-up Survey: Survey Summary (1/2)

Saskatoon, Construction, Leadership Skills, APCERT, Con Ed - Sask Poly Delivered

Gender
☒ Female
☒ Gender Unknown
☒ Male

Citizenship
☒ Canadian
☒ Citizenship Unknown
☒ Permanent Resident
☒ Student Visa

Indigenous
☒ Indigenous
☒ Non-Indigenous

Number of Respondents: **4**

Overall Employment

Available Workforce	# of Grads Employed	Employment Rate	# of Full-time Grads	Full-time Employment Rate
3	3	100%	3	100%

Training Related Employment

Available Workforce	# of Training Related Grads	Employment Rate	# of Full-time Grads	Full-time Employment Rate
3	3	100%	3	100%

Location of Employment

Saskatoon	Regina	Moose Jaw	Prince Albert	Elsewhere in Sask	Outside Sask
67%	33%	0%	0%	0%	0%

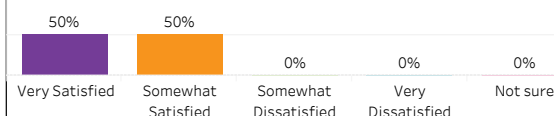
Average Salary



Salary by Location

	Overall	Full-time Training Related
Saskatoon	84,000	84,000
Regina		

Overall Satisfaction with the Program



Satisfaction with Sask Polytech

Satisfied with the decision to attend Saskpolytech	Recommend program to others	Recommend Saskpolytech to others
100%	100%	100%

Satisfaction with Campus Facilities & Services

% Satisfied % Dissatisfied % Not sure

Campus facilities



Campus activities



Instruction delivered



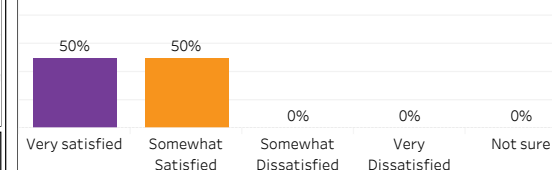
Student support services



Educational experience

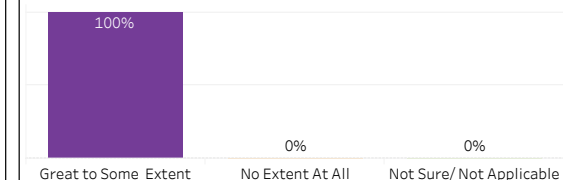


Relevance of Program to the Field of Employment

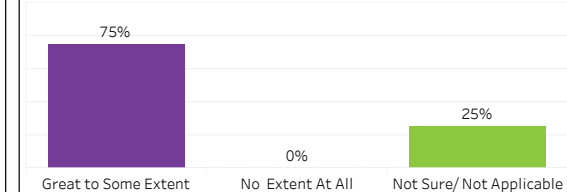


Program Benefits

Skills and knowledge relevant in the workplace



Improved earning potential



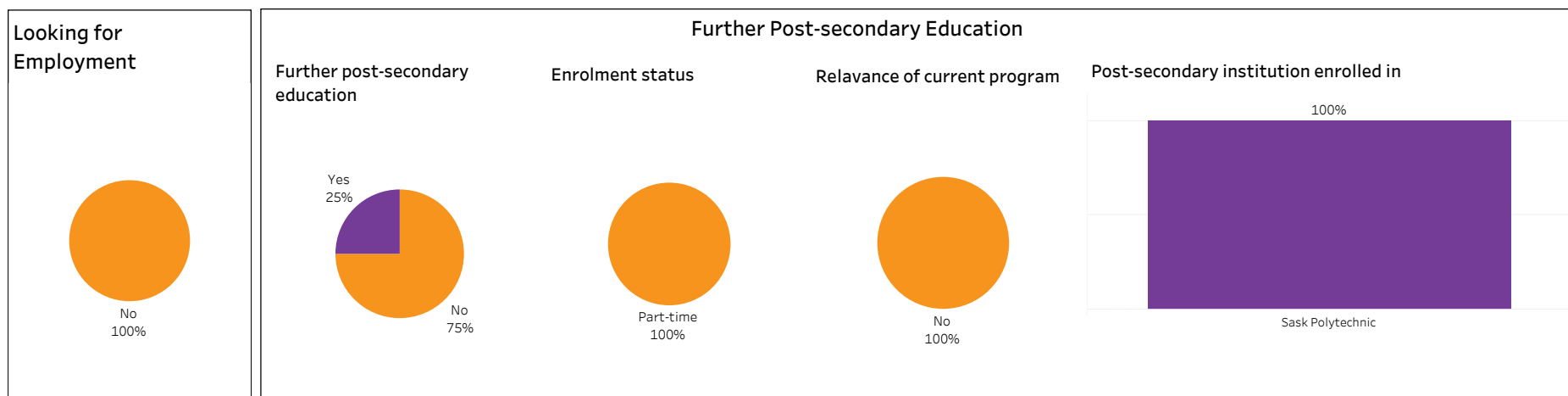
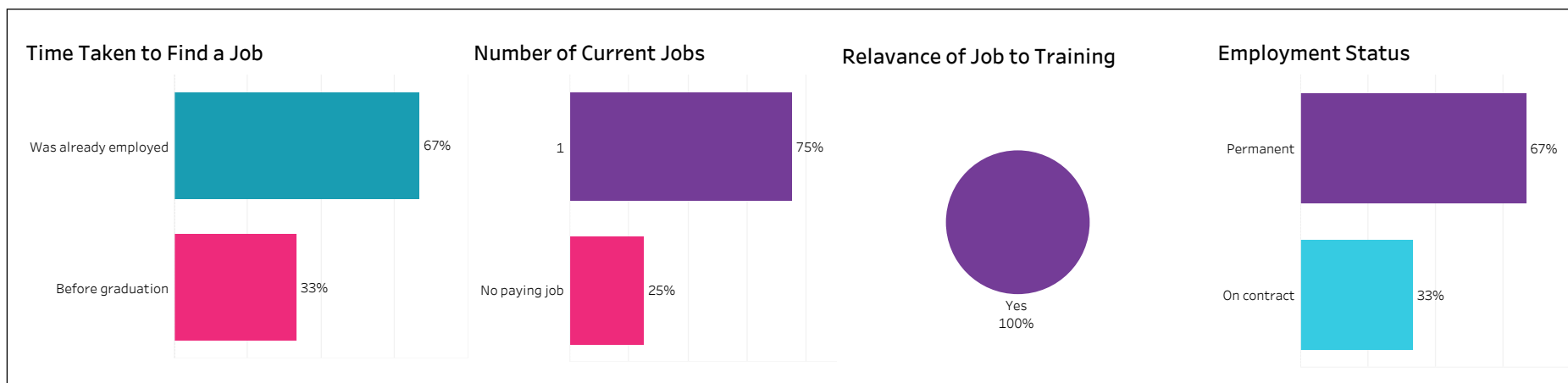
Improved employment opportunities



2016-17 Graduate Follow-up Survey: Survey Summary (2/2)

Saskatoon, Construction, Leadership Skills, APCERT, Con Ed -
Sask Poly Delivered

Number of Respondents: 4



Institutional Research and Analysis (IR & A)



2016-17 Graduate Follow-up Survey: Survey Summary (1/2) Saskatoon, Construction, Plumbing and Pipefitting, APCERT, Con Ed - Brokered

Gender
☒ Female
☒ Gender Unknown
☒ Male

Citizenship
☒ Canadian
☒ Citizenship Unknown
☒ Permanent Resident
☒ Student Visa

Indigenous
☒ Indigenous
☒ Non-Indigenous

Number of Respondents: **11**

Overall Employment

Available Workforce	# of Grads Employed	Employment Rate	# of Full-time Grads	Full-time Employment Rate
11	9	82%	9	82%

Training Related Employment

Available Workforce	# of Training Related Grads	Employment Rate	# of Full-time Grads	Full-time Employment Rate
11	8	73%	8	73%

Location of Employment

Saskatoon	Regina	Moose Jaw	Prince Albert	Elsewhere in Sask	Outside Sask
11%	0%	11%	22%	56%	0%

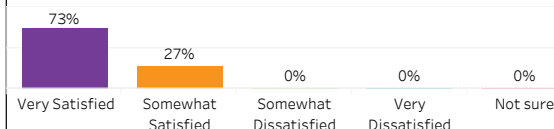
Average Salary

Overall	\$45,568
Full-time Training Related	\$45,568

Salary by Location

	Overall	Full-time Training Related
Saskatoon	33,280	33,280
Moose Jaw		
Prince Albert	89,000	89,000
Elsewhere in SK	35,187	35,187

Overall Satisfaction with the Program



Satisfaction with Sask Polytech

Satisfied with the decision to attend Saskpolytech	Recommend program to others	Recommend Saskpolytech to others
100%	91%	100%

Satisfaction with Campus Facilities & Services

% Satisfied % Dissatisfied % Not sure

Campus facilities



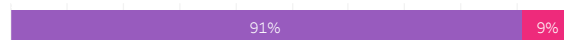
Campus activities



Instruction delivered



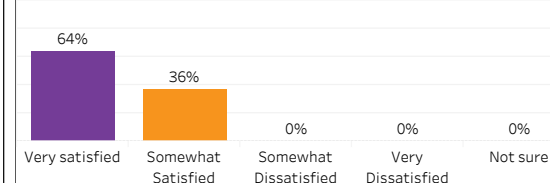
Student support services



Educational experience

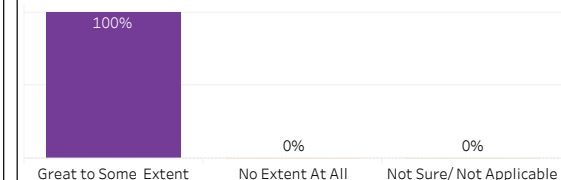


Relevance of Program to the Field of Employment

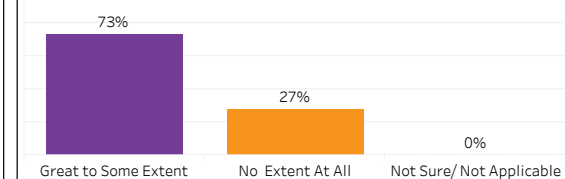


Program Benefits

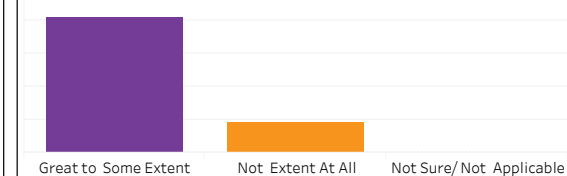
Skills and knowledge relevant in the workplace



Improved earning potential



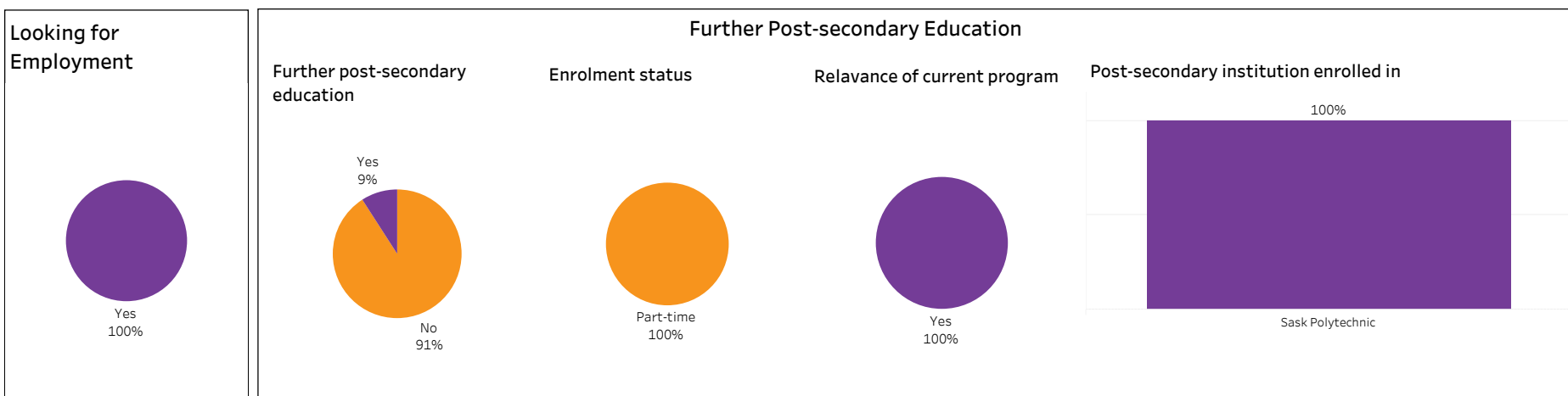
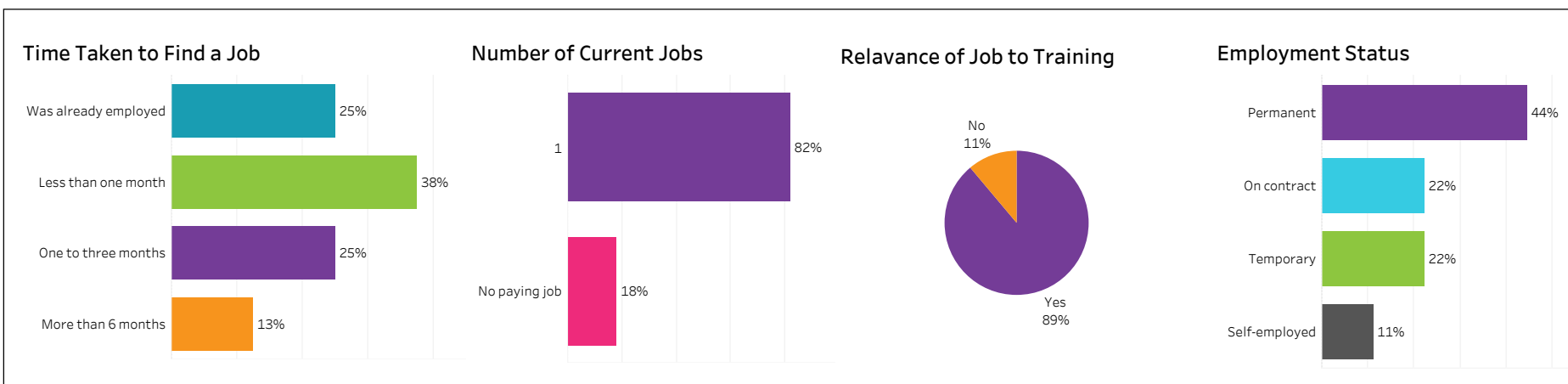
Improved employment opportunities



2016-17 Graduate Follow-up Survey: Survey Summary (2/2)

Saskatoon, Construction, Plumbing and Pipefitting, APCERT,
Con Ed - Brokered

Number of Respondents: **11**



Institutional Research and Analysis (IR & A)



2016-17 Graduate Follow-up Survey: Survey Summary (1/2) Saskatoon, Construction, Refrigeration/Air Conditioning, CERT, Base

Gender
☒ Female
☒ Gender Unknown
☒ Male

Citizenship
☒ Canadian
☒ Citizenship Unknown
☒ Permanent Resident
☒ Student Visa

Indigenous
☒ Indigenous
☒ Non-Indigenous

Number of Respondents: 5

Overall Employment

Available Workforce	# of Grads Employed	Employment Rate	# of Full-time Grads	Full-time Employment Rate
4	4	100%	4	100%

Training Related Employment

Available Workforce	# of Training Related Grads	Employment Rate	# of Full-time Grads	Full-time Employment Rate
4	4	100%	4	100%

Location of Employment

Saskatoon	Regina	Moose Jaw	Prince Albert	Elsewhere in Sask	Outside Sask
75%	0%	0%	0%	0%	25%

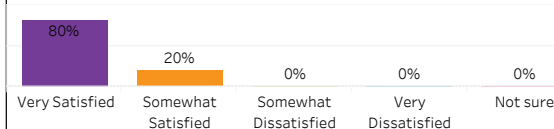
Average Salary

	Overall	Full-time Training Related
	\$56,787	\$56,787

Salary by Location

	Overall	Full-time Training Related
Saskatoon	63,080	63,080
Alberta	44,200	44,200

Overall Satisfaction with the Program



Satisfaction with Sask Polytech

Satisfied with the decision to attend Saskpolytech	Recommend program to others	Recommend Saskpolytech to others
100%	100%	100%

Satisfaction with Campus Facilities & Services

% Satisfied % Dissatisfied % Not sure

Campus facilities



Campus activities



Instruction delivered



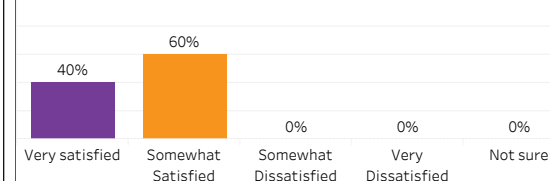
Student support services



Educational experience

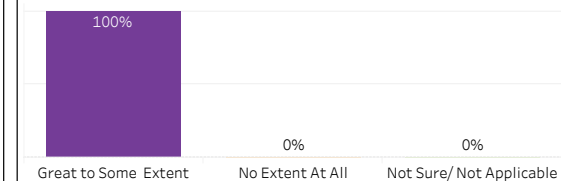


Relevance of Program to the Field of Employment

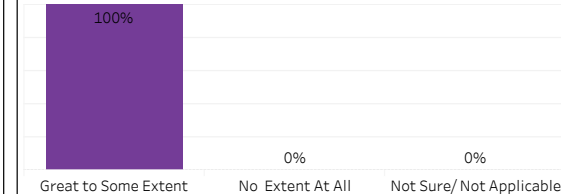


Program Benefits

Skills and knowledge relevant in the workplace



Improved earning potential

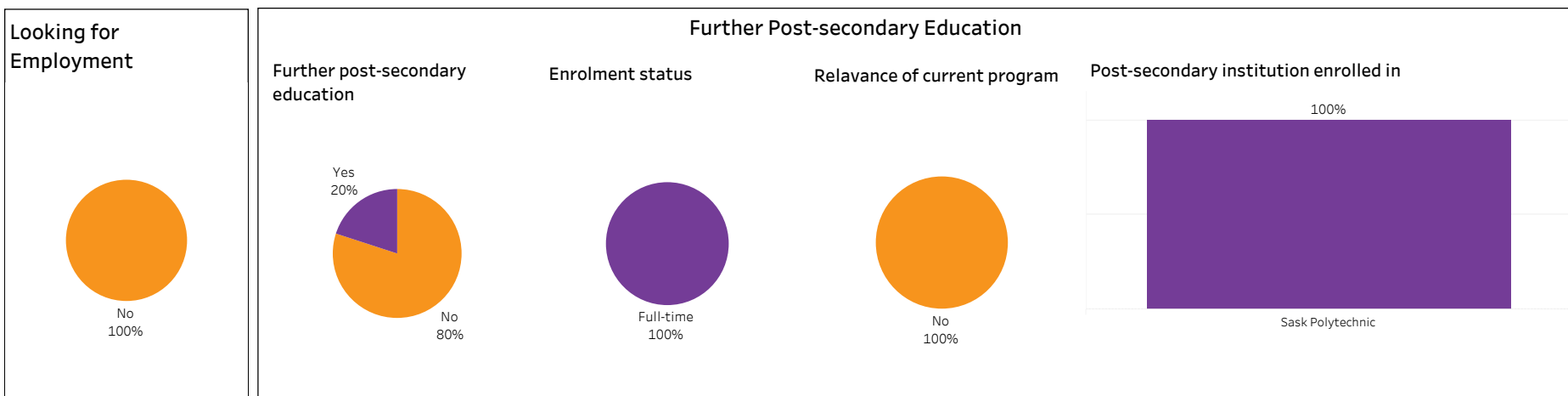
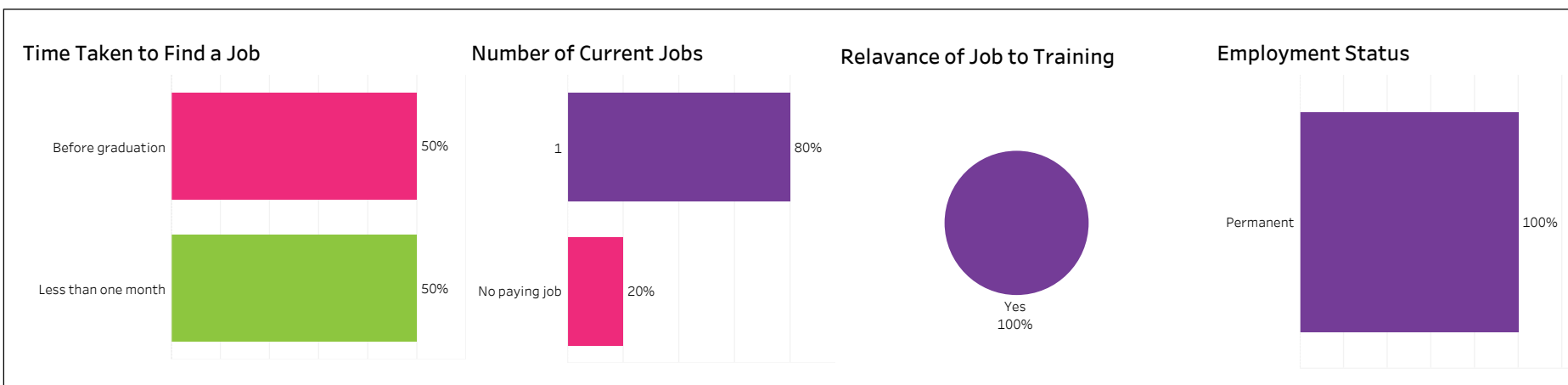


Improved employment opportunities



2016-17 Graduate Follow-up Survey: Survey Summary (2/2) Saskatoon, Construction, Refrigeration/Air Conditioning, CERT, Base

Number of Respondents: 5



School of Health Sciences



2016-17 Graduate Follow-up Survey: Survey Summary (1/2) All Campuses, Health Sciences, All Programs, All Credentials, Base and Con Ed

Gender
☒ Female
☒ Gender Unknown
☒ Male

Citizenship
☒ Canadian
☒ Citizenship Unknown
☒ Permanent Resident
☒ Student Visa

Indigenous
☒ Indigenous
☒ Non-Indigenous

Number of Respondents: 510

Overall Employment

Available Workforce	# of Grads Employed	Employment Rate	# of Full-time Grads	Full-time Employment Rate
470	456	97%	378	80%

Training Related Employment

Available Workforce	# of Training Related Grads	Employment Rate	# of Full-time Grads	Full-time Employment Rate
470	403	86%	345	73%

Location of Employment

Saskatoon	Regina	Moose Jaw	Prince Albert	Elsewhere in Sask	Outside Sask
21%	18%	2%	7%	47%	4%

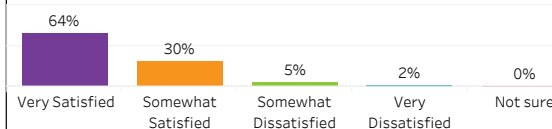
Average Salary



Salary by Location

	Overall	Full-time Training Related
Saskatoon	40,049	45,580
Regina	44,076	48,662
Moose Jaw	49,237	48,842
Prince Albert	46,865	53,242
Elsewhere in SK	44,044	47,837
Alberta	60,768	71,918
British Columbia	42,360	48,680
Manitoba	54,461	54,461
Ontario	68,742	94,408
Elsewhere in Canada		

Overall Satisfaction with the Program



Satisfaction with Sask Polytech

Satisfied with the decision to attend Saskpolytech	Recommend program to others	Recommend Saskpolytech to others
97%	92%	96%

Satisfaction with Campus Facilities & Services

% Satisfied % Dissatisfied % Not sure

Campus facilities



Campus activities



Instruction delivered



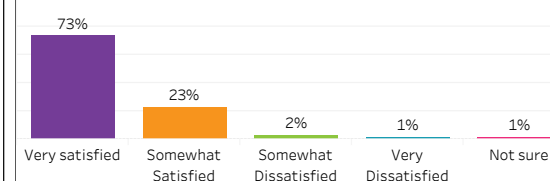
Student support services



Educational experience

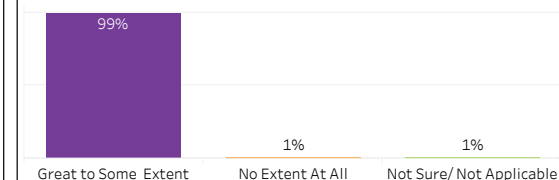


Relevance of Program to the Field of Employment

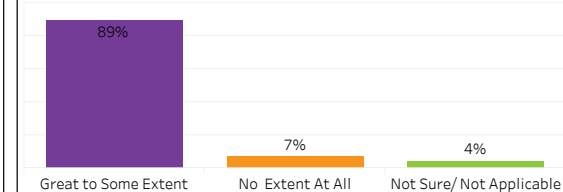


Program Benefits

Skills and knowledge relevant in the workplace



Improved earning potential



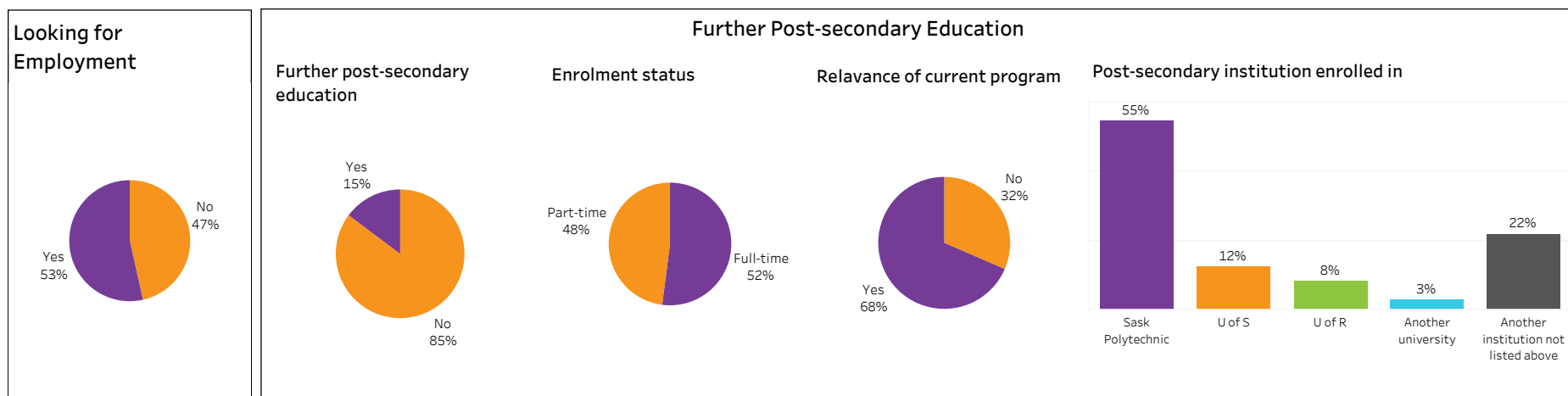
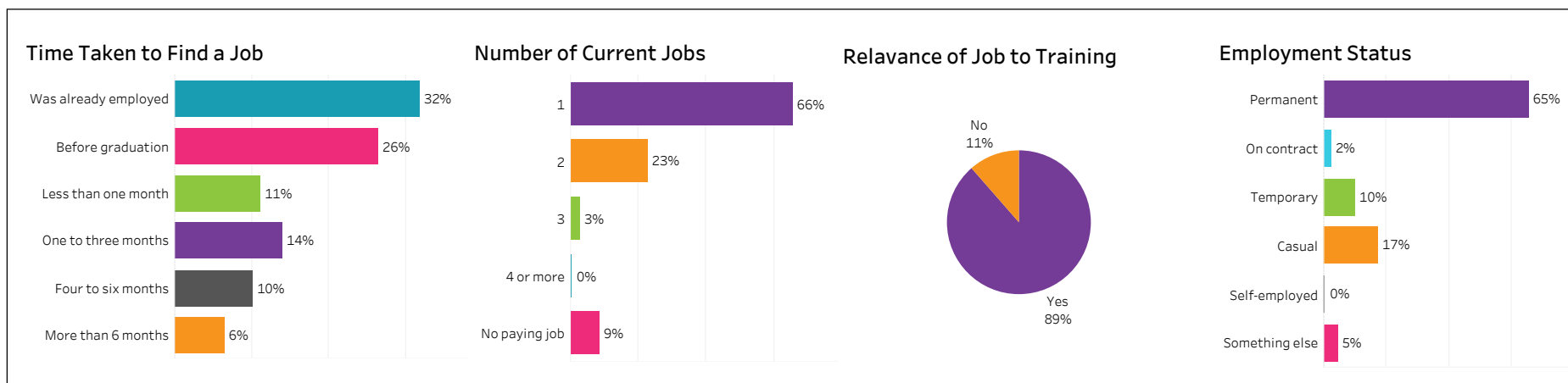
Improved employment opportunities



2016-17 Graduate Follow-up Survey: Survey Summary (2/2)

All Campuses, Health Sciences, All Programs, All Credentials,
Base and Con Ed

Number of Respondents: 510



Institutional Research and Analysis (IR & A)



2016-17 Graduate Follow-up Survey: Survey Summary (1/2)

All Campuses, Health Sciences, All Programs,
All Credentials, Base

Gender
☒ Female
☒ Gender Unknown
☒ Male

Citizenship
☒ Canadian
☒ Citizenship Unknown
☒ Permanent Resident
☒ Student Visa

Indigenous
☒ Indigenous
☒ Non-Indigenous

Number of Respondents: 274

Overall Employment

Available Workforce	# of Grads Employed	Employment Rate	# of Full-time Grads	Full-time Employment Rate
252	244	97%	210	83%

Training Related Employment

Available Workforce	# of Training Related Grads	Employment Rate	# of Full-time Grads	Full-time Employment Rate
252	211	84%	188	75%

Location of Employment

Saskatoon	Regina	Moose Jaw	Prince Albert	Elsewhere in Sask	Outside Sask
28%	26%	3%	10%	29%	5%

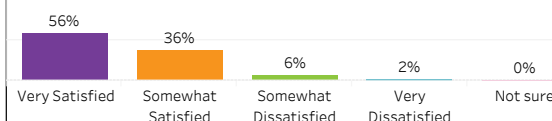
Average Salary

Overall	\$48,484
Full-time Training Related	\$53,915

Salary by Location

	Overall	Full-time Training Related
Saskatoon	43,322	47,630
Regina	46,390	52,132
Moose Jaw	53,714	54,057
Prince Albert	46,938	54,656
Elsewhere in SK	54,428	58,998
Alberta	65,747	84,477
British Columbia	39,515	47,573
Manitoba	54,461	54,461
Ontario	49,400	
Elsewhere in Canada		

Overall Satisfaction with the Program



Satisfaction with Sask Polytech

Satisfied with the decision to attend Saskpolytech	Recommend program to others	Recommend Saskpolytech to others
97%	88%	97%

Satisfaction with Campus Facilities & Services

% Satisfied % Dissatisfied % Not sure

Campus facilities



Campus activities



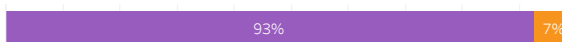
Instruction delivered



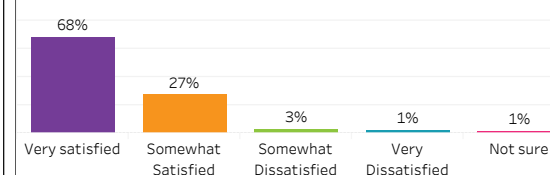
Student support services



Educational experience

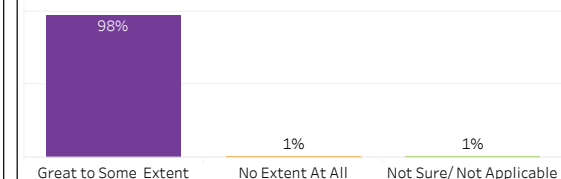


Relevance of Program to the Field of Employment

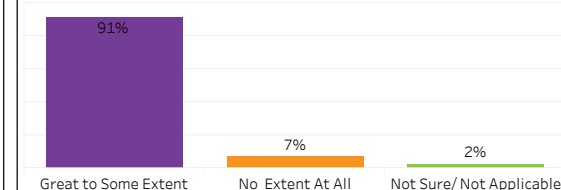


Program Benefits

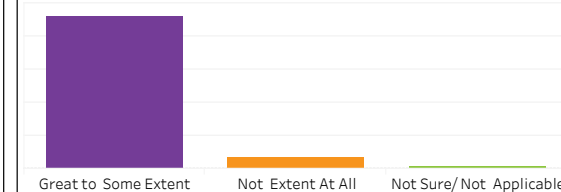
Skills and knowledge relevant in the workplace



Improved earning potential

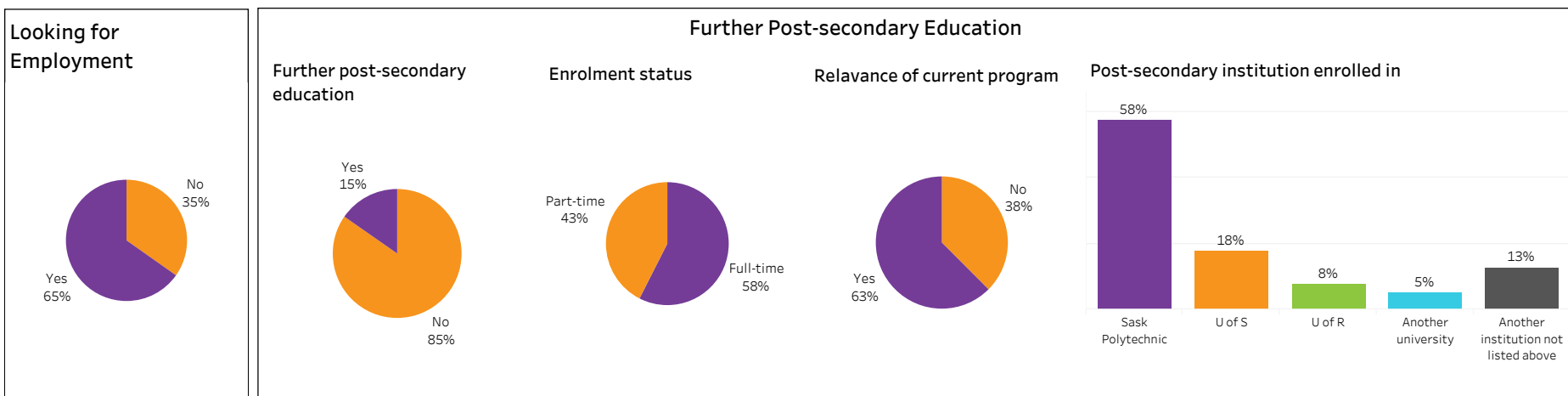
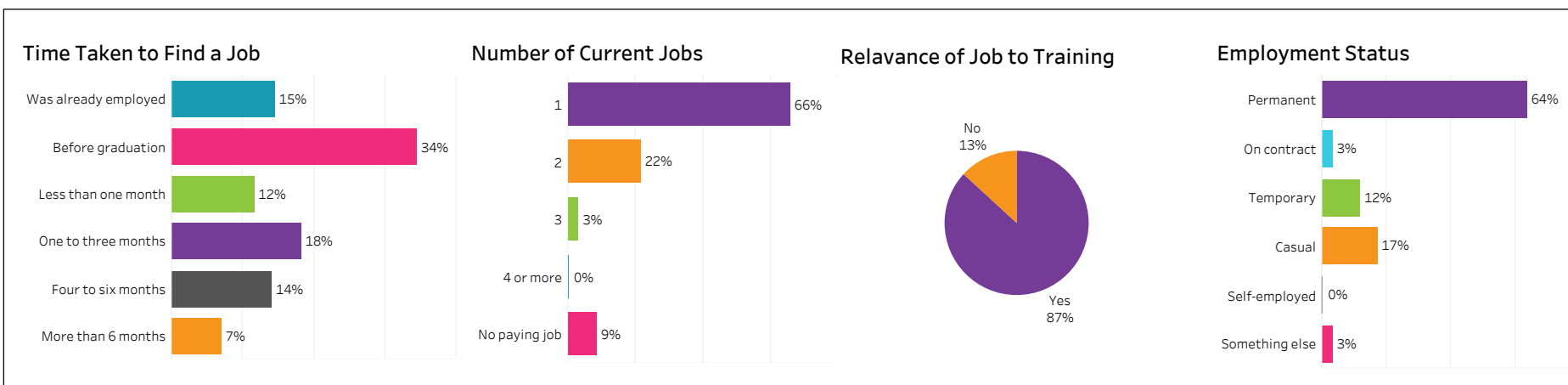


Improved employment opportunities



2016-17 Graduate Follow-up Survey: Survey Summary (2/2) All Campuses, Health Sciences, All Programs, All Credentials, Base

Number of Respondents: 274





2016-17 Graduate Follow-up Survey: Survey Summary (1/2)

All Campuses, Health Sciences, All Programs,
All Credentials, Con Ed - Brokered

Gender
☒ Female
☒ Gender Unknown
☒ Male

Citizenship
☒ Canadian
☒ Citizenship Unknown
☒ Permanent Resident
☒ Student Visa

Indigenous
☒ Indigenous
☒ Non-Indigenous

Number of Respondents: 105

Overall Employment

Available Workforce	# of Grads Employed	Employment Rate	# of Full-time Grads	Full-time Employment Rate
100	97	97%	80	80%

Training Related Employment

Available Workforce	# of Training Related Grads	Employment Rate	# of Full-time Grads	Full-time Employment Rate
100	88	88%	75	75%

Location of Employment

Saskatoon	Regina	Moose Jaw	Prince Albert	Elsewhere in Sask	Outside Sask
5%	6%	0%	3%	83%	2%

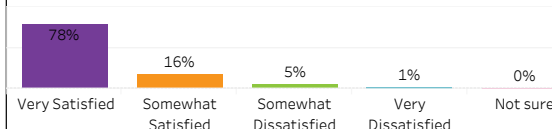
Average Salary



Salary by Location

	Overall	Full-time Training Related
Saskatoon	38,825	38,825
Regina	33,170	33,980
Prince Albert	51,112	56,160
Elsewhere in SK	40,628	43,685
British Columbia		
Ontario	88,816	88,816

Overall Satisfaction with the Program



Satisfaction with Sask Polytech

Satisfied with the decision to attend Saskpolytech	Recommend program to others	Recommend Saskpolytech to others
97%	98%	97%

Satisfaction with Campus Facilities & Services

% Satisfied % Dissatisfied % Not sure

Campus facilities



Campus activities



Instruction delivered



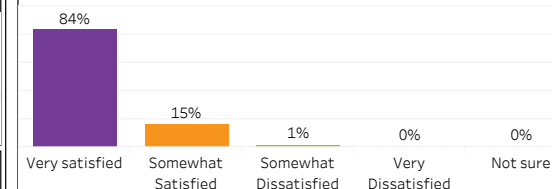
Student support services



Educational experience

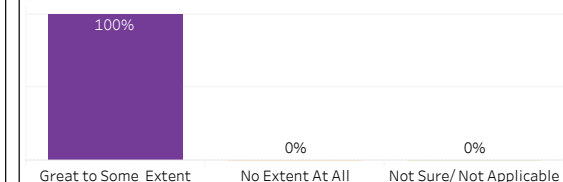


Relevance of Program to the Field of Employment

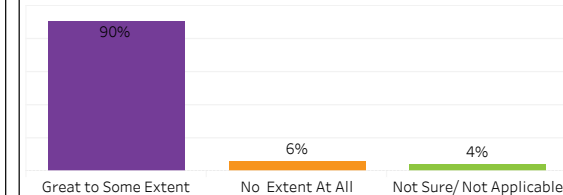


Program Benefits

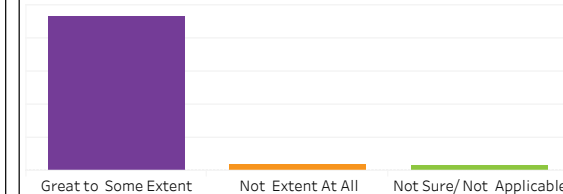
Skills and knowledge relevant in the workplace



Improved earning potential

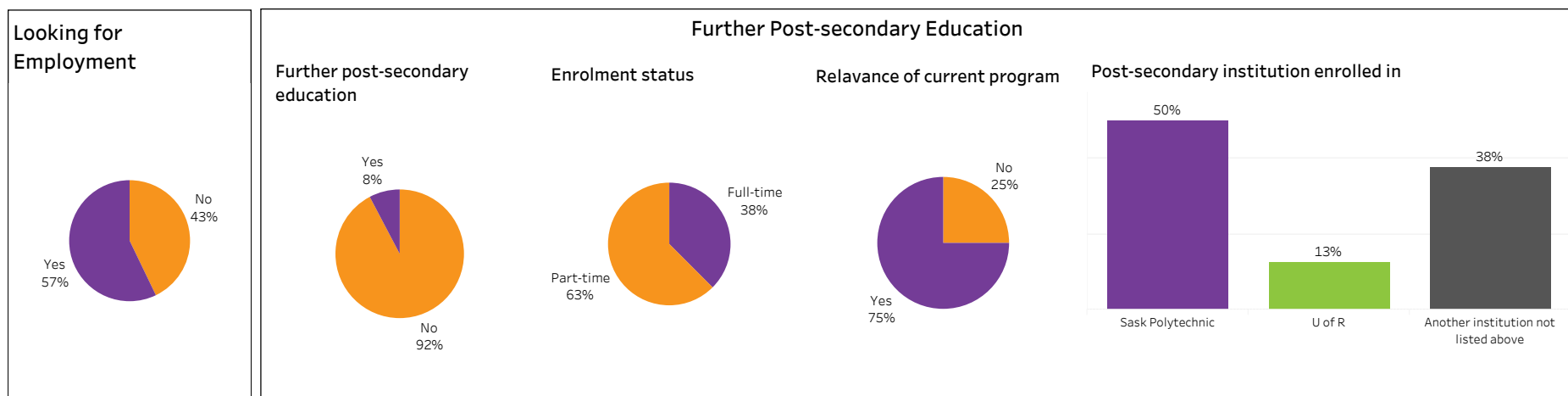
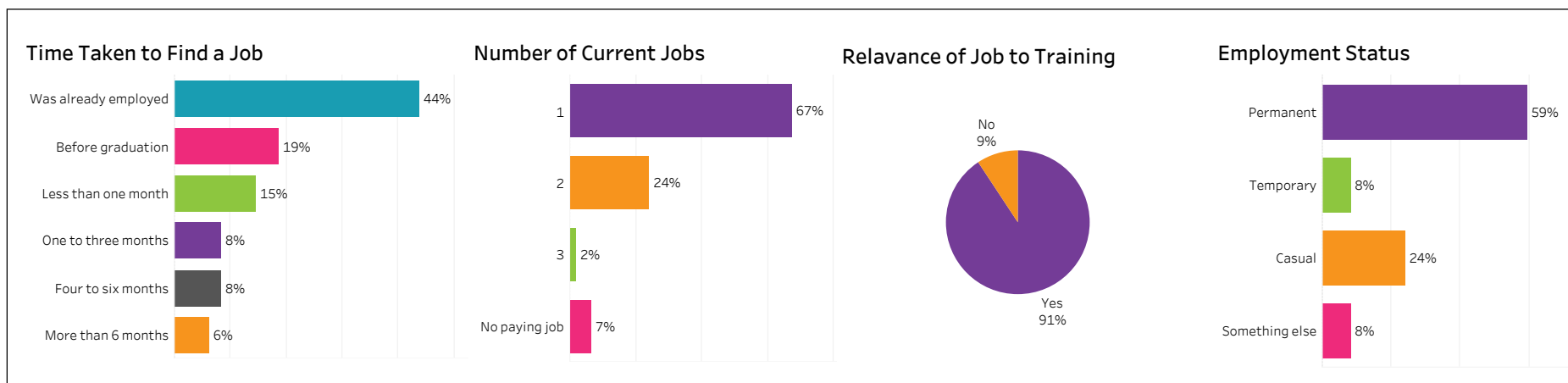


Improved employment opportunities



**2016-17 Graduate Follow-up Survey:
Survey Summary (2/2)**
All Campuses, Health Sciences, All Programs, All Credentials,
Con Ed - Brokered

Number of Respondents: 105



Institutional Research and Analysis (IR & A)



2016-17 Graduate Follow-up Survey: Survey Summary (1/2)

All Campuses, Health Sciences, All Programs,
All Credentials, Con Ed - Sask Poly Delivered

Gender
☒ Female
☒ Gender Unknown
☒ Male

Citizenship
☒ Canadian
☒ Citizenship Unknown
☒ Permanent Resident
☒ Student Visa

Indigenous
☒ Indigenous
☒ Non-Indigenous

Number of Respondents: **131**

Overall Employment

Available Workforce	# of Grads Employed	Employment Rate	# of Full-time Grads	Full-time Employment Rate
118	115	97%	88	75%

Training Related Employment

Available Workforce	# of Training Related Grads	Employment Rate	# of Full-time Grads	Full-time Employment Rate
118	104	88%	82	69%

Location of Employment

Saskatoon	Regina	Moose Jaw	Prince Albert	Elsewhere in Sask	Outside Sask
21%	12%	2%	4%	56%	5%

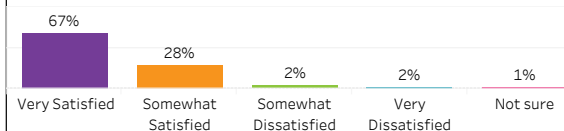
Average Salary



Salary by Location

	Overall	Full-time Training Related
Saskatoon	32,024	40,769
Regina	40,159	41,397
Moose Jaw	35,807	35,807
Prince Albert	39,725	39,725
Elsewhere in SK	38,306	41,393
Alberta	53,300	46,800
British Columbia	50,895	50,895
Ontario	68,375	100,000

Overall Satisfaction with the Program



Satisfaction with Sask Polytech

Satisfied with the decision to attend Saskpolytech	Recommend program to others	Recommend Saskpolytech to others
97%	95%	95%

Satisfaction with Campus Facilities & Services

% Satisfied % Dissatisfied % Not sure

Campus facilities



Campus activities



Instruction delivered



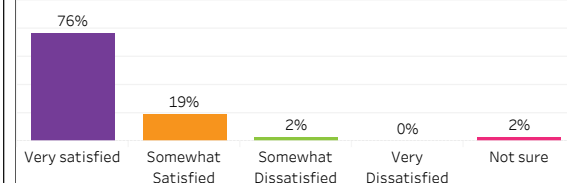
Student support services



Educational experience

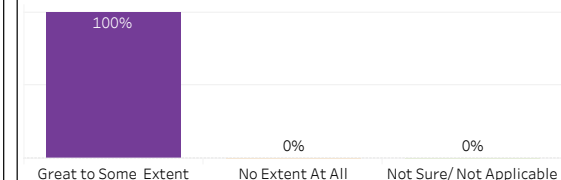


Relevance of Program to the Field of Employment

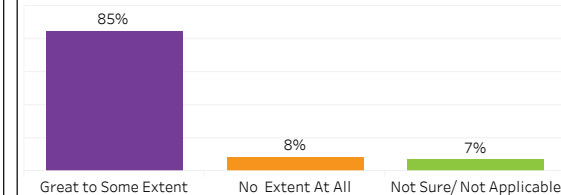


Program Benefits

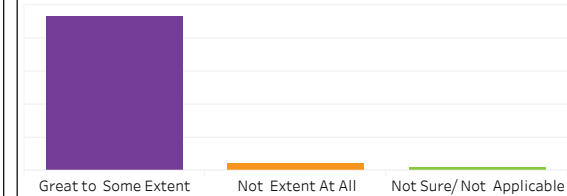
Skills and knowledge relevant in the workplace



Improved earning potential

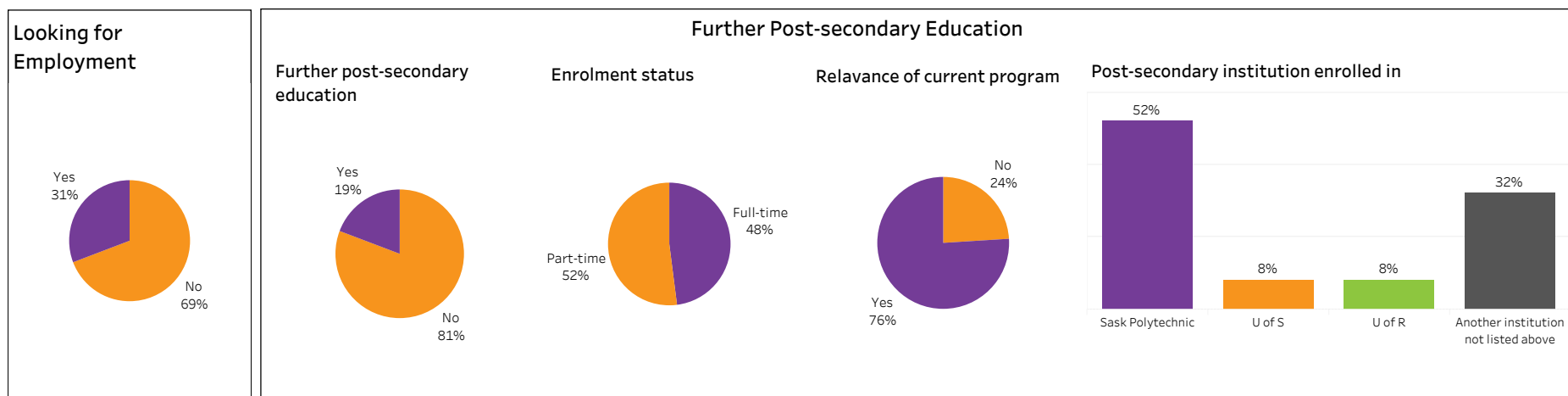
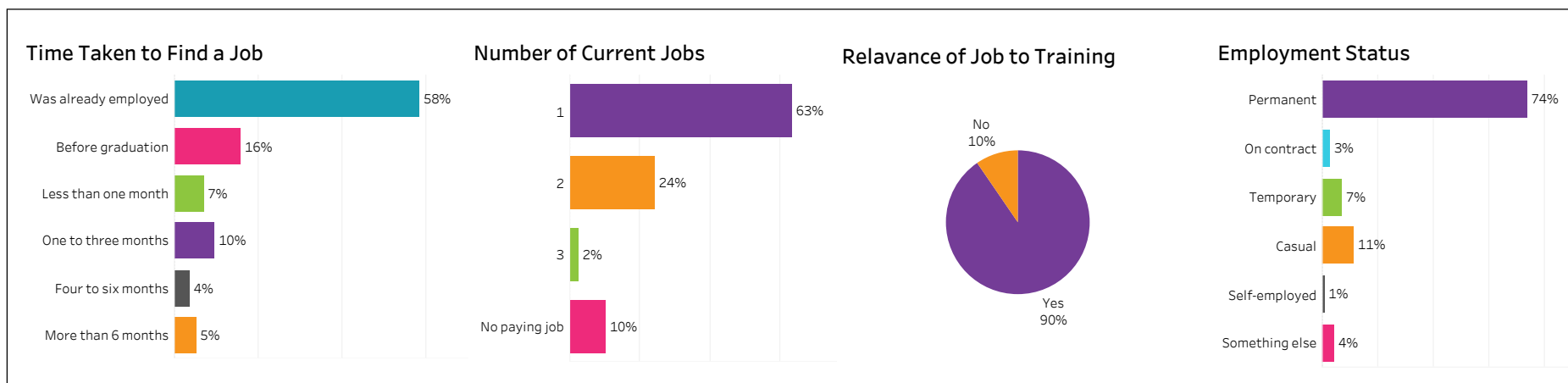


Improved employment opportunities



**2016-17 Graduate Follow-up Survey:
Survey Summary (2/2)**
All Campuses, Health Sciences, All Programs, All Credentials,
Con Ed - Sask Poly Delivered

Number of Respondents: **131**





2016-17 Graduate Follow-up Survey: Survey Summary (1/2) Prince Albert, Health Sciences, Addictions Counselling, DIP, Base

Gender
☒ Female
☒ Gender Unknown
☒ Male

Citizenship
☒ Canadian
☒ Citizenship Unknown
☒ Permanent Resident
☒ Student Visa

Indigenous
☒ Indigenous
☒ Non-Indigenous

Number of Respondents: 5

Overall Employment

Available Workforce	# of Grads Employed	Employment Rate	# of Full-time Grads	Full-time Employment Rate
5	5	100%	3	60%

Training Related Employment

Available Workforce	# of Training Related Grads	Employment Rate	# of Full-time Grads	Full-time Employment Rate
5	4	80%	3	60%

Location of Employment

Saskatoon	Regina	Moose Jaw	Prince Albert	Elsewhere in Sask	Outside Sask
0%	20%	0%	60%	20%	0%

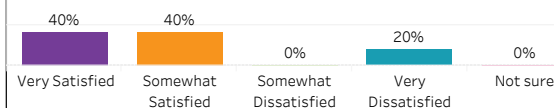
Average Salary

	Overall	Full-time Training Related
	\$32,391	\$42,285

Salary by Location

	Overall	Full-time Training Related
Regina	12,480	
Prince Albert	39,425	47,828
Elsewhere in SK	31,200	31,200

Overall Satisfaction with the Program



Satisfaction with Sask Polytech

Satisfied with the decision to attend Saskpolytech	Recommend program to others	Recommend Saskpolytech to others
100%	60%	100%

Satisfaction with Campus Facilities & Services

% Satisfied % Dissatisfied % Not sure

Campus facilities



Campus activities



Instruction delivered



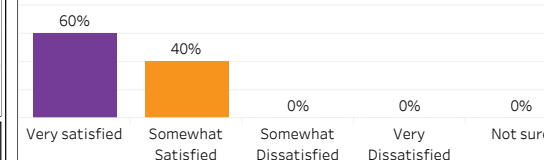
Student support services



Educational experience

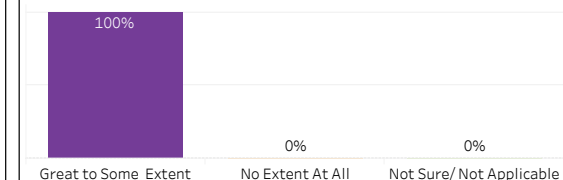


Relevance of Program to the Field of Employment

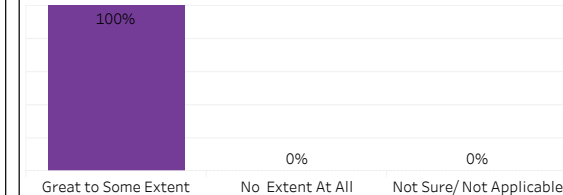


Program Benefits

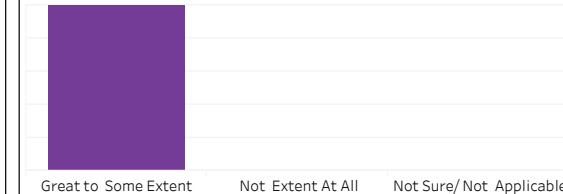
Skills and knowledge relevant in the workplace



Improved earning potential

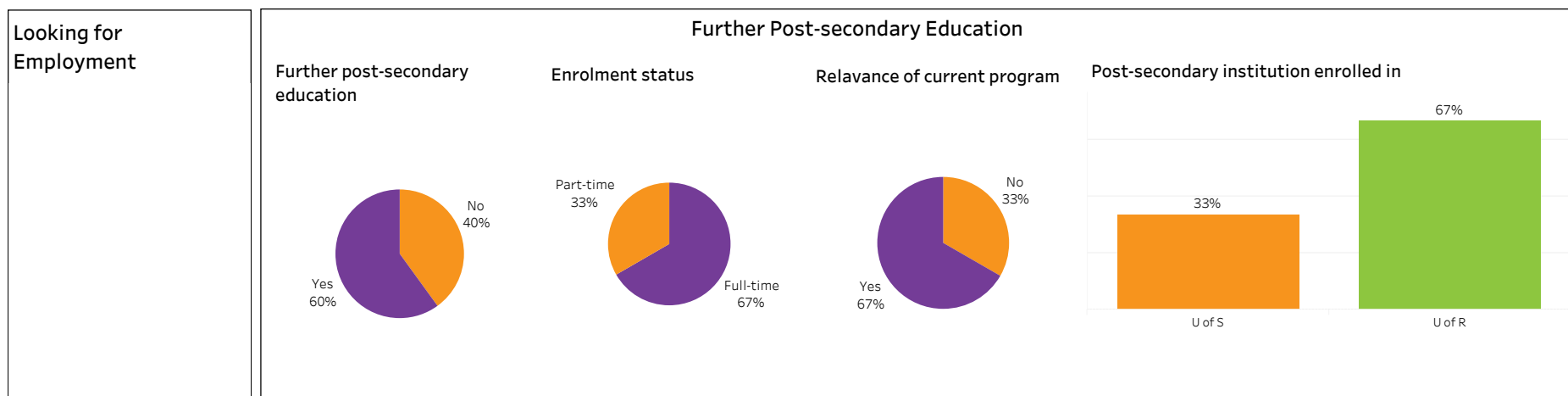
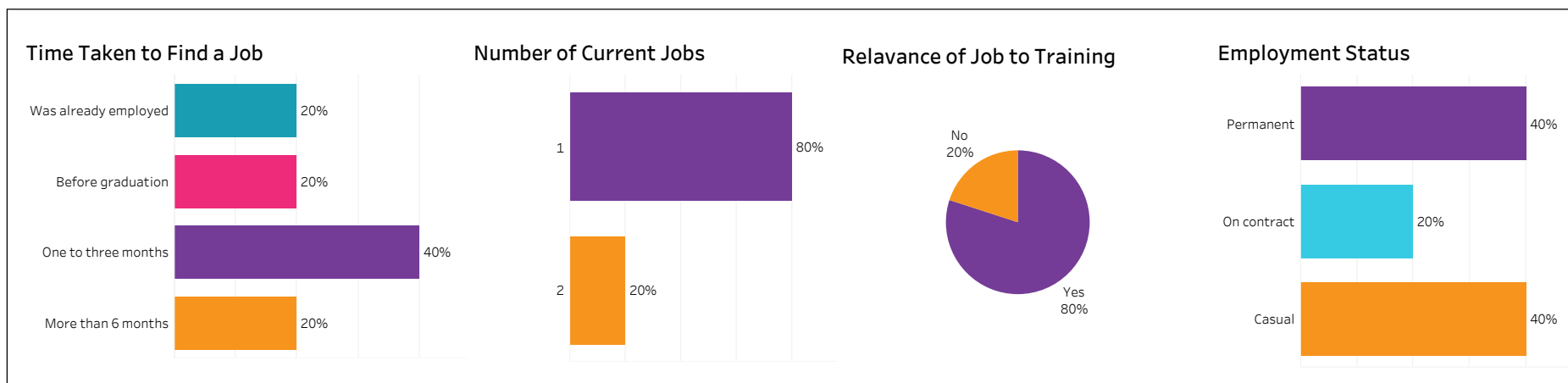


Improved employment opportunities



**2016-17 Graduate Follow-up Survey:
Survey Summary (2/2)**
**Prince Albert, Health Sciences, Addictions Counselling, DIP,
Base**

Number of Respondents: 5





**2016-17 Graduate Follow-up Survey:
Survey Summary (1/2)**
**Regina, Health Sciences, Advanced Care Paramedic,
DIP, Base**

Gender
☒ Female
☒ Gender Unknown
☒ Male

Citizenship
☒ Canadian
☒ Citizenship Unknown
☒ Permanent Resident
☒ Student Visa

Indigenous
☒ Indigenous
☒ Non-Indigenous

Number of Respondents: **6**

Overall Employment

Available Workforce	# of Grads Employed	Employment Rate	# of Full-time Grads	Full-time Employment Rate
6	6	100%	6	100%

Training Related Employment

Available Workforce	# of Training Related Grads	Employment Rate	# of Full-time Grads	Full-time Employment Rate
6	6	100%	6	100%

Location of Employment

Saskatoon	Regina	Moose Jaw	Prince Albert	Elsewhere in Sask	Outside Sask
0%	33%	0%	17%	50%	0%

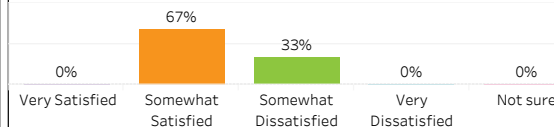
Average Salary

Overall	\$75,834
Full-time Training Related	\$75,834

Salary by Location

	Overall	Full-time Training Related
Regina	57,772	57,772
Prince Albert	90,000	90,000
Elsewhere in SK	83,153	83,153

Overall Satisfaction with the Program



Satisfaction with Sask Polytech

Satisfied with the decision to attend Saskpolytech	Recommend program to others	Recommend Saskpolytech to others
83%	67%	100%

Satisfaction with Campus Facilities & Services

■ % Satisfied ■ % Dissatisfied ■ % Not sure

Campus facilities



Campus activities



Instruction delivered



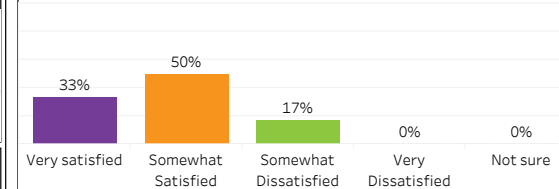
Student support services



Educational experience

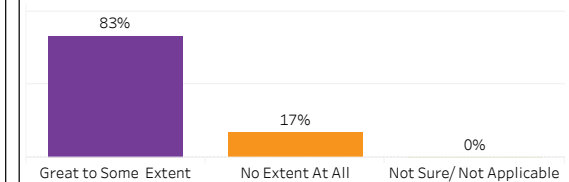


Relevance of Program to the Field of Employment

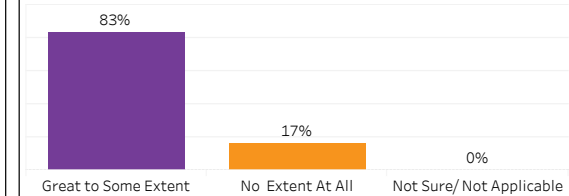


Program Benefits

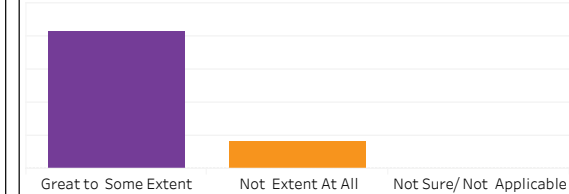
Skills and knowledge relevant in the workplace



Improved earning potential

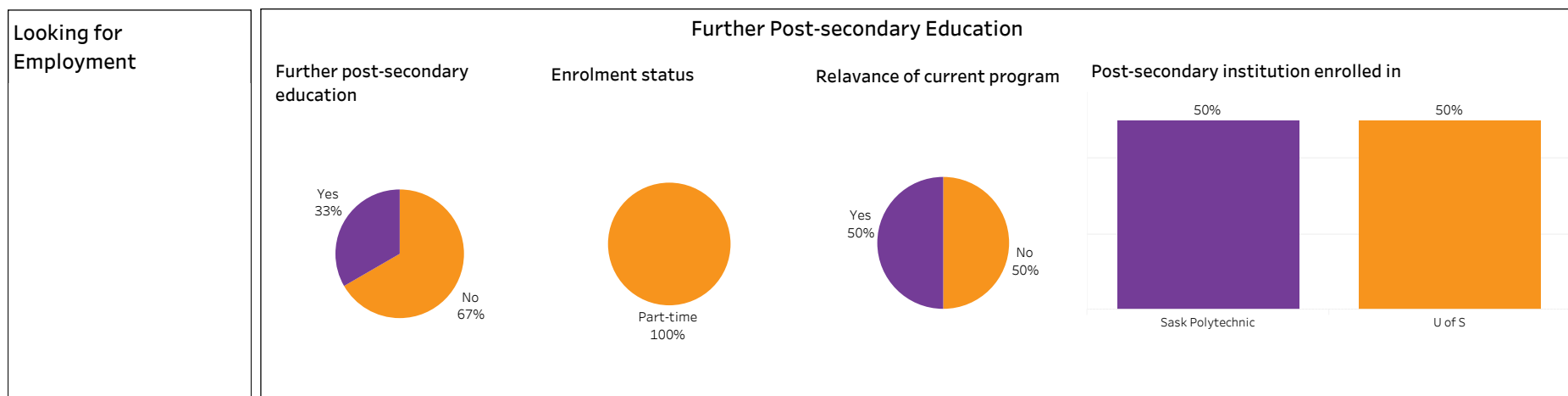
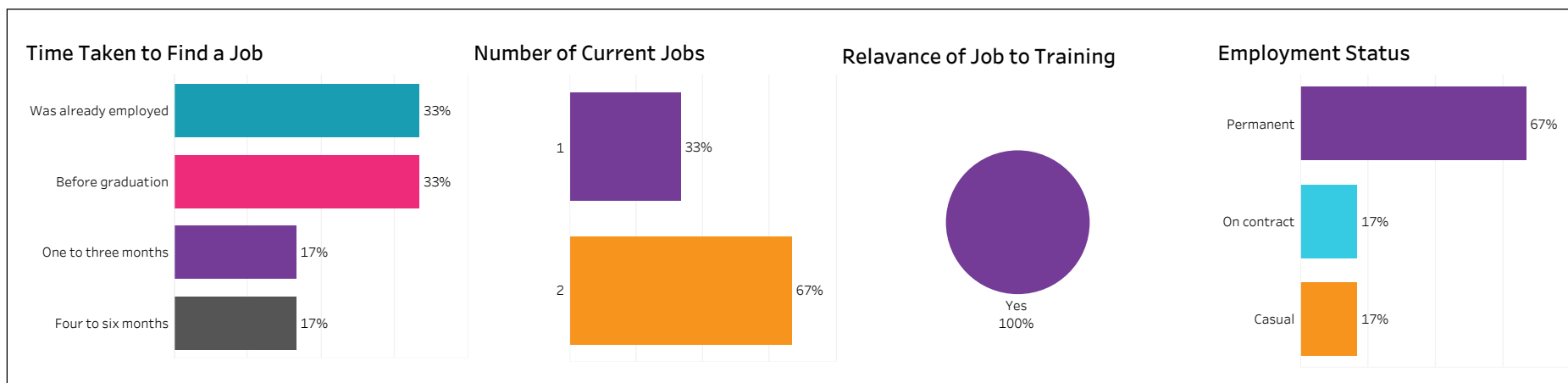


Improved employment opportunities



**2016-17 Graduate Follow-up Survey:
Survey Summary (2/2)**
Regina, Health Sciences, Advanced Care Paramedic, DIP, Base

Number of Respondents: 6





2016-17 Graduate Follow-up Survey: Survey Summary (1/2) Saskatoon, Health Sciences, Advanced Care Paramedic, DIP, Base

Gender
☒ Female
☒ Gender Unknown
☒ Male

Citizenship
☒ Canadian
☒ Citizenship Unknown
☒ Permanent Resident
☒ Student Visa

Indigenous
☒ Indigenous
☒ Non-Indigenous

Number of Respondents: 8

Overall Employment

Available Workforce	# of Grads Employed	Employment Rate	# of Full-time Grads	Full-time Employment Rate
8	8	100%	7	88%

Training Related Employment

Available Workforce	# of Training Related Grads	Employment Rate	# of Full-time Grads	Full-time Employment Rate
8	8	100%	7	88%

Location of Employment

Saskatoon	Regina	Moose Jaw	Prince Albert	Elsewhere in Sask	Outside Sask
14%	0%	29%	14%	43%	0%

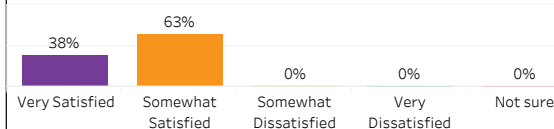
Average Salary

Overall	\$59,058
Full-time Training Related	\$69,532

Salary by Location

	Overall	Full-time Training Related
Saskatoon	80,808	80,808
Moose Jaw	56,160	56,160
Prince Albert	85,000	85,000
Elsewhere in SK	17,160	

Overall Satisfaction with the Program



Satisfaction with Sask Polytech

Satisfied with the decision to attend Saskpolytech	Recommend program to others	Recommend Saskpolytech to others
100%	100%	75%

Satisfaction with Campus Facilities & Services

% Satisfied % Dissatisfied % Not sure

Campus facilities



Campus activities



Instruction delivered



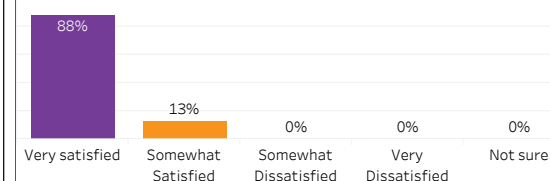
Student support services



Educational experience

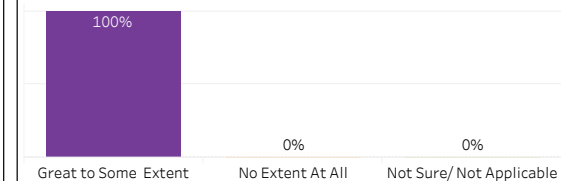


Relevance of Program to the Field of Employment

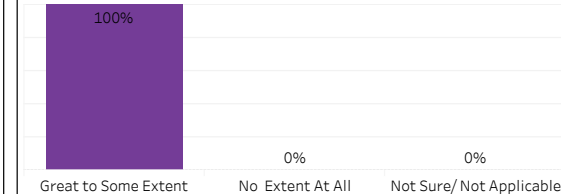


Program Benefits

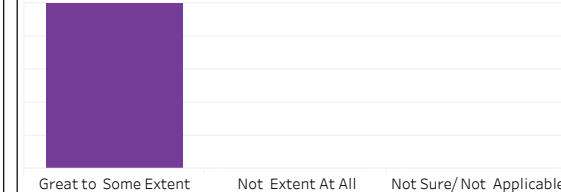
Skills and knowledge relevant in the workplace



Improved earning potential




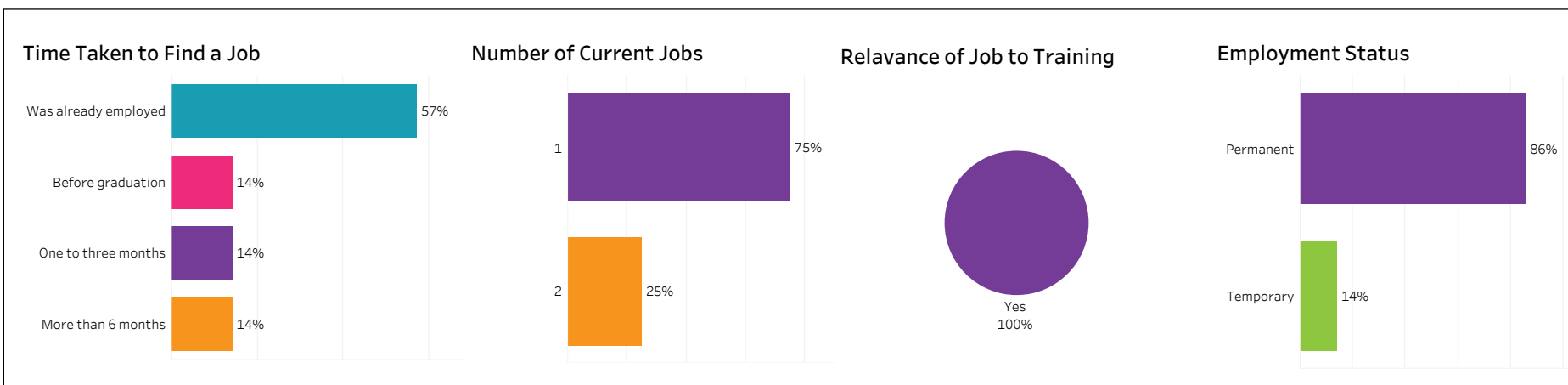
Improved employment opportunities





2016-17 Graduate Follow-up Survey:
Survey Summary (2/2)
 Saskatoon, Health Sciences, Advanced Care Paramedic, DIP,
 Base

Number of Respondents: 8



Institutional Research and Analysis (IR & A)



2016-17 Graduate Follow-up Survey: Survey Summary (1/2) Saskatoon, Health Sciences, Combined Lab/XRay Technology, DIP, Base

Gender
☒ Female
☒ Gender Unknown
☒ Male

Citizenship
☒ Canadian
☒ Citizenship Unknown
☒ Permanent Resident
☒ Student Visa

Indigenous
☒ Indigenous
☒ Non-Indigenous

Number of Respondents: **12**

Overall Employment

Available Workforce	# of Grads Employed	Employment Rate	# of Full-time Grads	Full-time Employment Rate
8	8	100%	7	88%

Training Related Employment

Available Workforce	# of Training Related Grads	Employment Rate	# of Full-time Grads	Full-time Employment Rate
8	8	100%	7	88%

Location of Employment

Saskatoon	Regina	Moose Jaw	Prince Albert	Elsewhere in Sask	Outside Sask
13%	0%	13%	0%	63%	13%

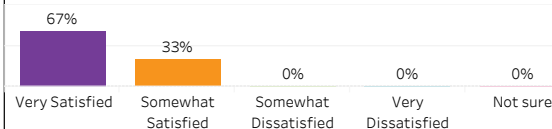
Average Salary

Overall	\$59,134
Full-time Training Related	\$68,382

Salary by Location

	Overall	Full-time Training Related
Saskatoon		
Moose Jaw	52,716	52,716
Elsewhere in SK	60,418	72,298
Elsewhere in Canada		

Overall Satisfaction with the Program



Satisfaction with Sask Polytech

Satisfied with the decision to attend Saskpolytech	Recommend program to others	Recommend Saskpolytech to others
91%	91%	91%

Satisfaction with Campus Facilities & Services

% Satisfied % Dissatisfied % Not sure

Campus facilities



Campus activities



Instruction delivered



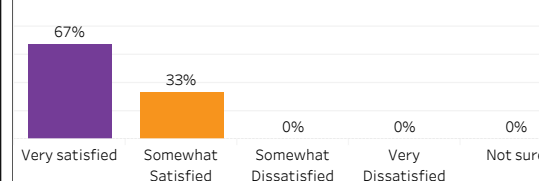
Student support services



Educational experience

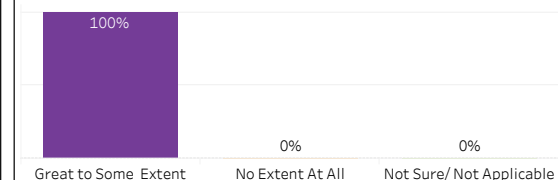


Relevance of Program to the Field of Employment

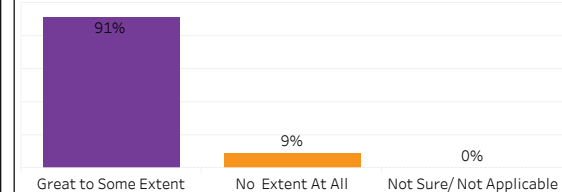


Program Benefits

Skills and knowledge relevant in the workplace



Improved earning potential

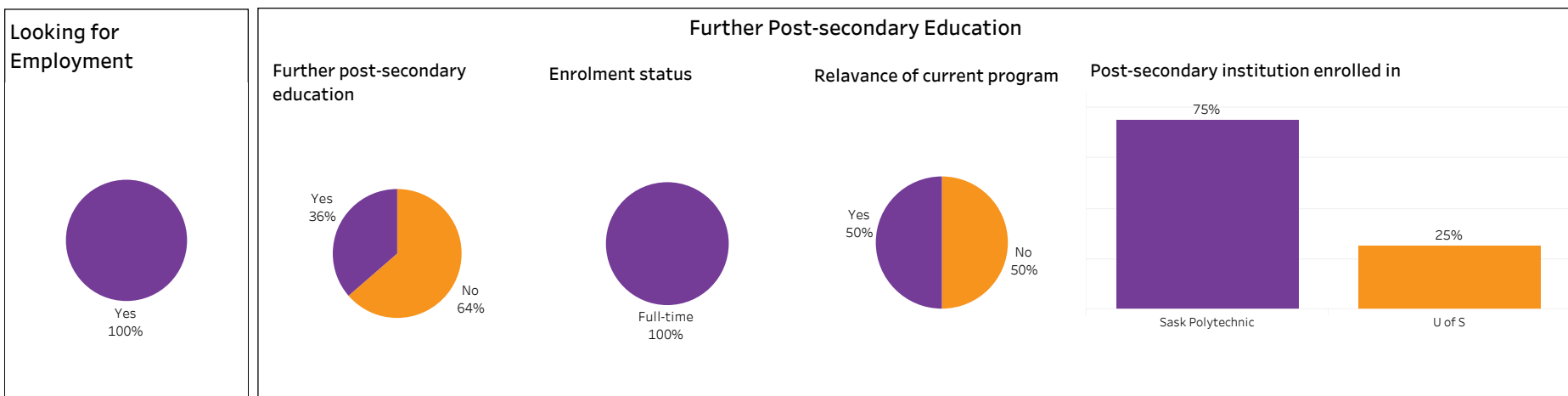
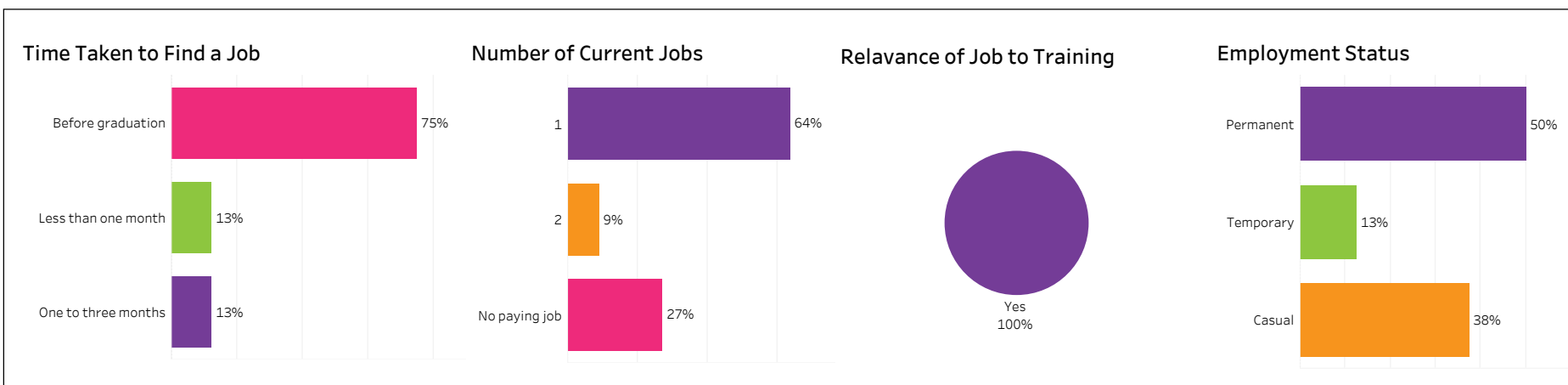


Improved employment opportunities



**2016-17 Graduate Follow-up Survey:
Survey Summary (2/2)**
Saskatoon, Health Sciences, Combined Lab/XRay Technology,
DIP, Base

Number of Respondents: **12**





2016-17 Graduate Follow-up Survey: Survey Summary (1/2) Prince Albert, Health Sciences, Continuing Care Assistant, CERT, Base

Gender
☒ Female
☒ Gender Unknown
☒ Male

Citizenship
☒ Canadian
☒ Citizenship Unknown
☒ Permanent Resident
☒ Student Visa

Indigenous
☒ Indigenous
☒ Non-Indigenous

Number of Respondents: 17

Overall Employment

Available Workforce	# of Grads Employed	Employment Rate	# of Full-time Grads	Full-time Employment Rate
14	14	100%	12	86%

Training Related Employment

Available Workforce	# of Training Related Grads	Employment Rate	# of Full-time Grads	Full-time Employment Rate
14	13	93%	11	79%

Location of Employment

Saskatoon	Regina	Moose Jaw	Prince Albert	Elsewhere in Sask	Outside Sask
0%	0%	0%	71%	29%	0%

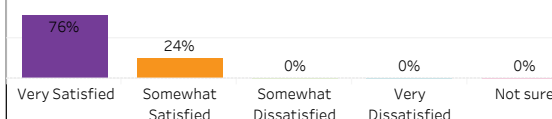
Average Salary

Overall	\$40,156
Full-time Training Related	\$43,702

Salary by Location

	Overall	Full-time Training Related
Prince Albert	37,070	40,846
Elsewhere in SK	49,414	49,414

Overall Satisfaction with the Program



Satisfaction with Sask Polytech

Satisfied with the decision to attend Saskpolytech	Recommend program to others	Recommend Saskpolytech to others
100%	100%	100%

Satisfaction with Campus Facilities & Services

% Satisfied % Dissatisfied % Not sure

Campus facilities



Campus activities



Instruction delivered



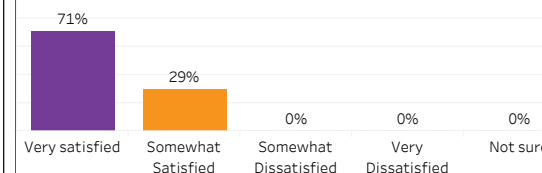
Student support services



Educational experience

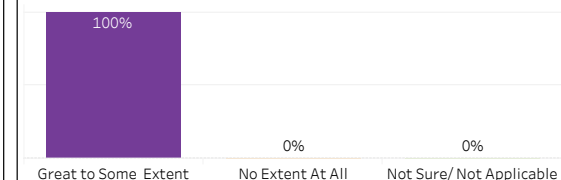


Relevance of Program to the Field of Employment

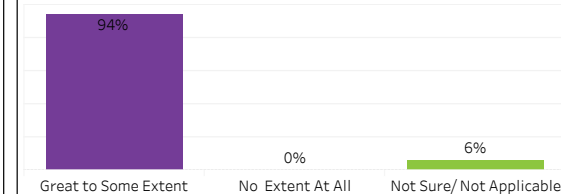


Program Benefits

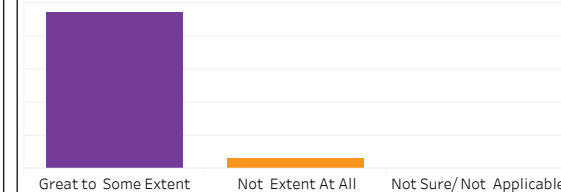
Skills and knowledge relevant in the workplace



Improved earning potential

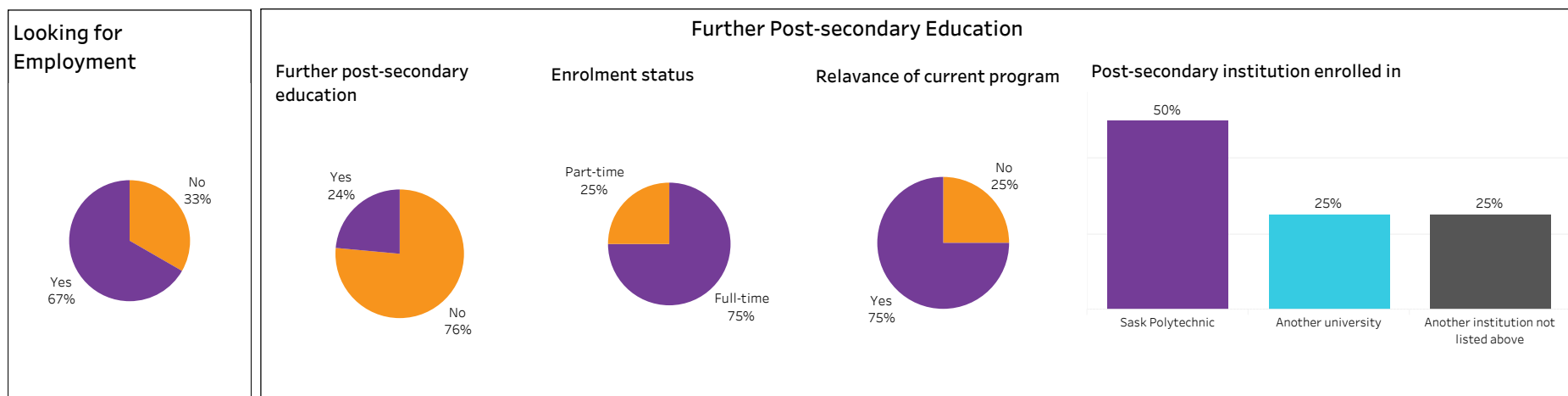
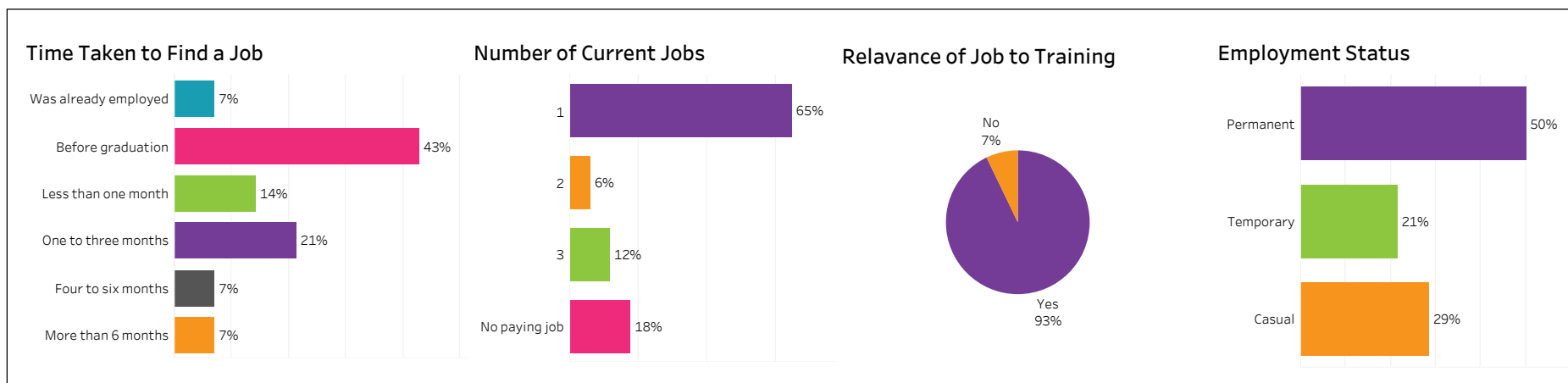


Improved employment opportunities



**2016-17 Graduate Follow-up Survey:
Survey Summary (2/2)**
**Prince Albert, Health Sciences, Continuing Care Assistant, CERT,
Base**

Number of Respondents: 17





**2016-17 Graduate Follow-up Survey:
Survey Summary (1/2)**
**Regina, Health Sciences, Continuing Care Assistant,
CERT, Base**

Gender
☒ Female
☒ Gender Unknown
☒ Male

Citizenship
☒ Canadian
☒ Citizenship Unknown
☒ Permanent Resident
☒ Student Visa

Indigenous
☒ Indigenous
☒ Non-Indigenous

Number of Respondents: **18**

Overall Employment

Available Workforce	# of Grads Employed	Employment Rate	# of Full-time Grads	Full-time Employment Rate
15	14	93%	11	73%

Training Related Employment

Available Workforce	# of Training Related Grads	Employment Rate	# of Full-time Grads	Full-time Employment Rate
15	14	93%	11	73%

Location of Employment

Saskatoon	Regina	Moose Jaw	Prince Albert	Elsewhere in Sask	Outside Sask
7%	71%	0%	0%	21%	0%

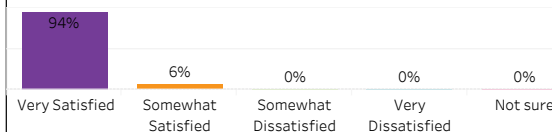
Average Salary

Overall	\$39,244
Full-time Training Related	\$44,675

Salary by Location

	Overall	Full-time Training Related
Saskatoon	49,280	49,280
Regina	41,201	46,319
Elsewhere in SK	30,680	37,440

Overall Satisfaction with the Program



Satisfaction with Sask Polytech

Satisfied with the decision to attend Saskpolytech	Recommend program to others	Recommend Saskpolytech to others
100%	100%	100%

Satisfaction with Campus Facilities & Services

■ % Satisfied ■ % Dissatisfied ■ % Not sure

Campus facilities



Campus activities



Instruction delivered



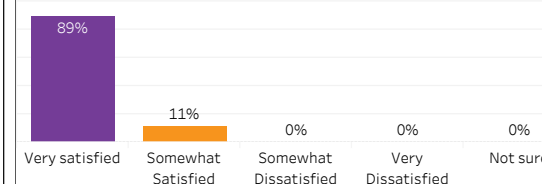
Student support services



Educational experience

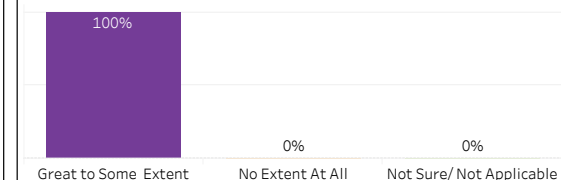


Relevance of Program to the Field of Employment

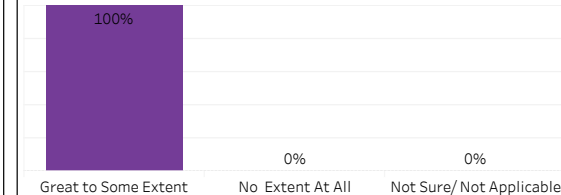


Program Benefits

Skills and knowledge relevant in the workplace



Improved earning potential



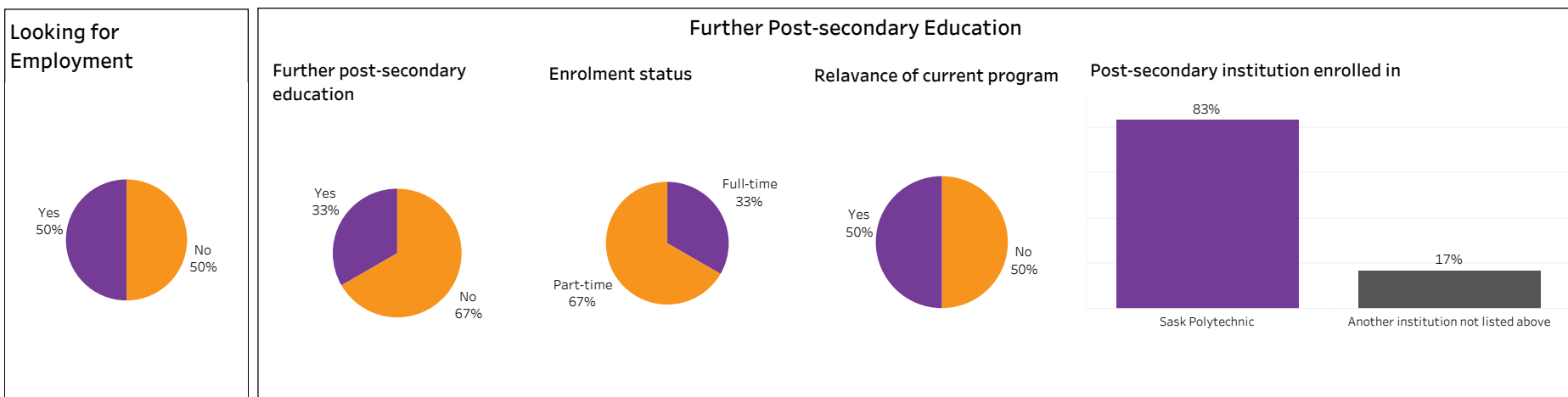
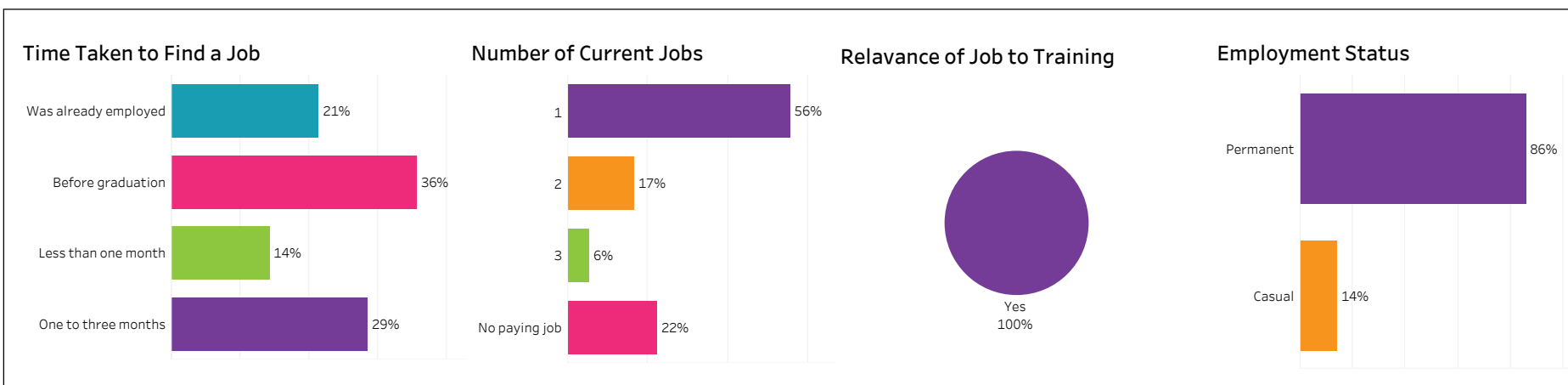
Improved employment opportunities



2016-17 Graduate Follow-up Survey: Survey Summary (2/2)

Regina, Health Sciences, Continuing Care Assistant, CERT, Base

Number of Respondents: **18**





2016-17 Graduate Follow-up Survey: Survey Summary (1/2)

Saskatoon, Health Sciences, Continuing Care Assistant, CERT, Base

Gender
☒ Female
☒ Gender Unknown
☒ Male

Citizenship
☒ Canadian
☒ Citizenship Unknown
☒ Permanent Resident
☒ Student Visa

Indigenous
☒ Indigenous
☒ Non-Indigenous

Number of Respondents: **12**

Overall Employment

Available Workforce	# of Grads Employed	Employment Rate	# of Full-time Grads	Full-time Employment Rate
12	12	100%	10	83%

Training Related Employment

Available Workforce	# of Training Related Grads	Employment Rate	# of Full-time Grads	Full-time Employment Rate
12	8	67%	7	58%

Location of Employment

Saskatoon	Regina	Moose Jaw	Prince Albert	Elsewhere in Sask	Outside Sask
82%	9%	0%	0%	9%	0%

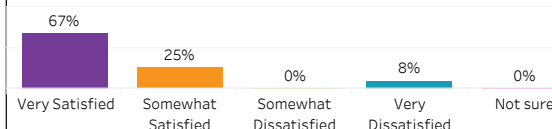
Average Salary

Overall	\$34,434
Full-time Training Related	\$33,788

Salary by Location

	Overall	Full-time Training Related
Saskatoon	34,689	33,788
Regina	24,960	
Elsewhere in SK	41,860	

Overall Satisfaction with the Program



Satisfaction with Sask Polytech

Satisfied with the decision to attend Saskpolytech	Recommend program to others	Recommend Saskpolytech to others
92%	92%	92%

Satisfaction with Campus Facilities & Services

% Satisfied % Dissatisfied % Not sure

Campus facilities



Campus activities



Instruction delivered



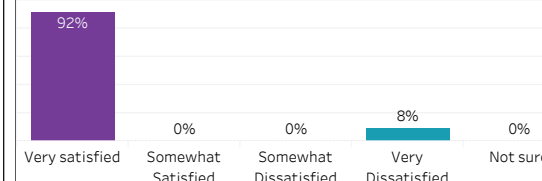
Student support services



Educational experience

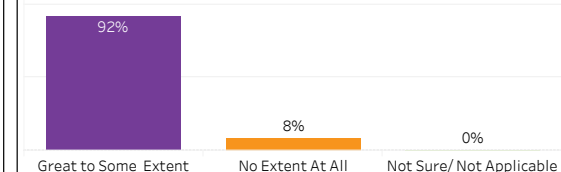


Relevance of Program to the Field of Employment

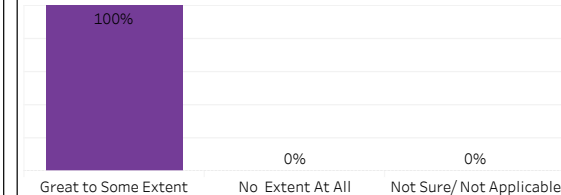


Program Benefits

Skills and knowledge relevant in the workplace



Improved earning potential



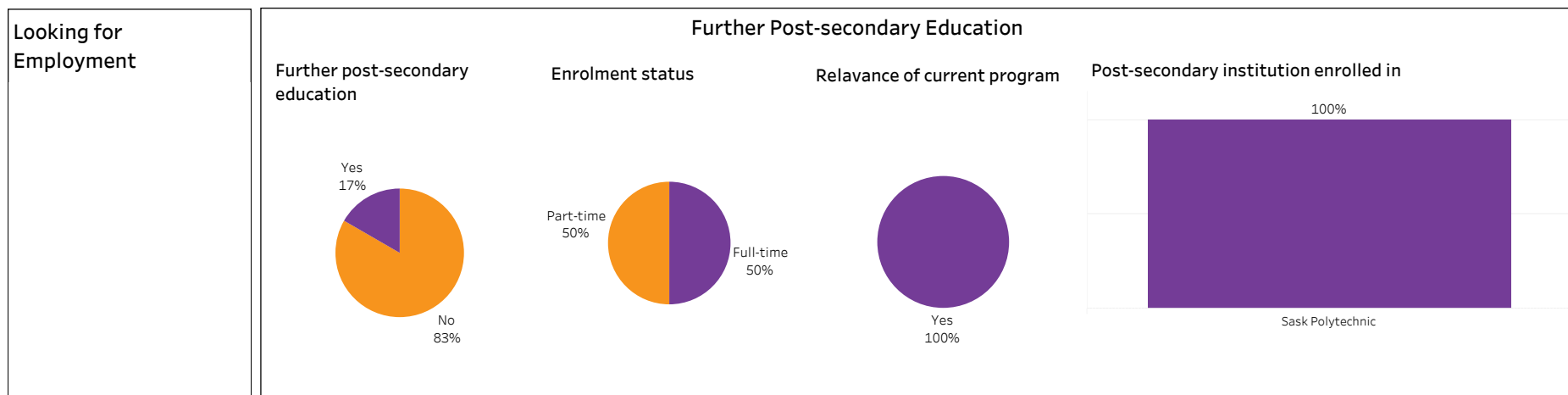
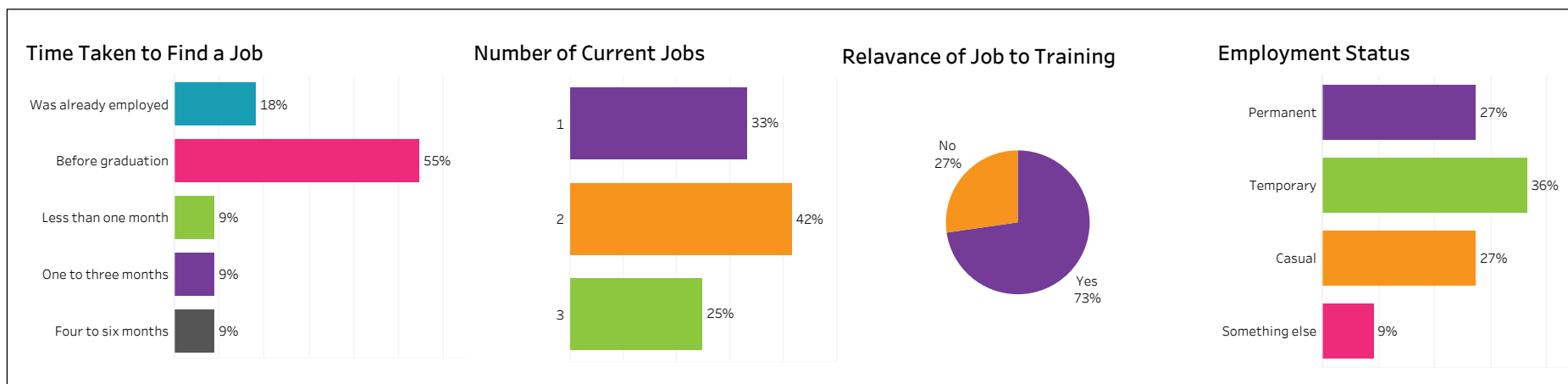
Improved employment opportunities



2016-17 Graduate Follow-up Survey: Survey Summary (2/2)

Saskatoon, Health Sciences, Continuing Care Assistant, CERT,
Base

Number of Respondents: 12





**2016-17 Graduate Follow-up Survey:
Survey Summary (1/2)**
**Prince Albert, Health Sciences, Continuing Care Assistant,
CERT, Con Ed - Brokered**

Gender
☒ Female
☒ Gender Unknown
☒ Male

Citizenship
☒ Canadian
☒ Citizenship Unknown
☒ Permanent Resident
☒ Student Visa

Indigenous
☒ Indigenous
☒ Non-Indigenous

Number of Respondents: **41**

Overall Employment

Available Workforce	# of Grads Employed	Employment Rate	# of Full-time Grads	Full-time Employment Rate
37	37	100%	32	86%

Training Related Employment

Available Workforce	# of Training Related Grads	Employment Rate	# of Full-time Grads	Full-time Employment Rate
37	33	89%	29	78%

Location of Employment

Saskatoon	Regina	Moose Jaw	Prince Albert	Elsewhere in Sask	Outside Sask
11%	8%	0%	3%	72%	6%

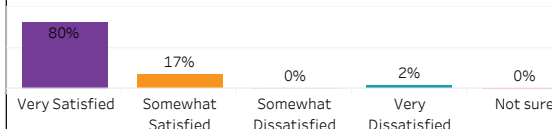
Average Salary

Overall	\$41,653
Full-time Training Related	\$45,169

Salary by Location

	Overall	Full-time Training Related
Saskatoon	46,566	46,566
Regina	31,200	31,200
Prince Albert	43,680	43,680
Elsewhere in SK	40,237	44,907
British Columbia		
Ontario	88,816	88,816

Overall Satisfaction with the Program



Satisfaction with Sask Polytech

Satisfied with the decision to attend Saskpolytech	Recommend program to others	Recommend Saskpolytech to others
98%	100%	98%

Satisfaction with Campus Facilities & Services

■ % Satisfied ■ % Dissatisfied ■ % Not sure

Campus facilities



Campus activities



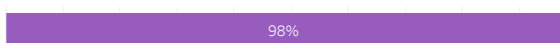
Instruction delivered



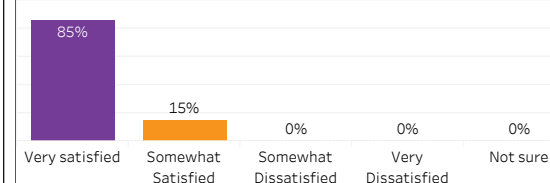
Student support services



Educational experience

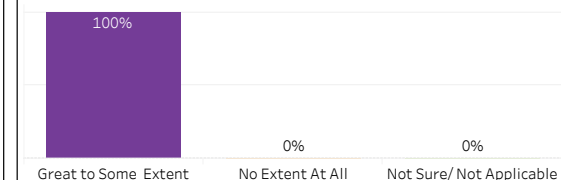


Relevance of Program to the Field of Employment

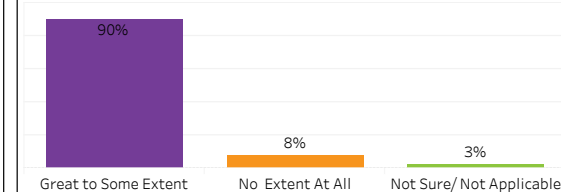


Program Benefits

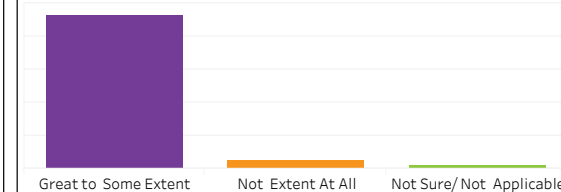
Skills and knowledge relevant in the workplace



Improved earning potential

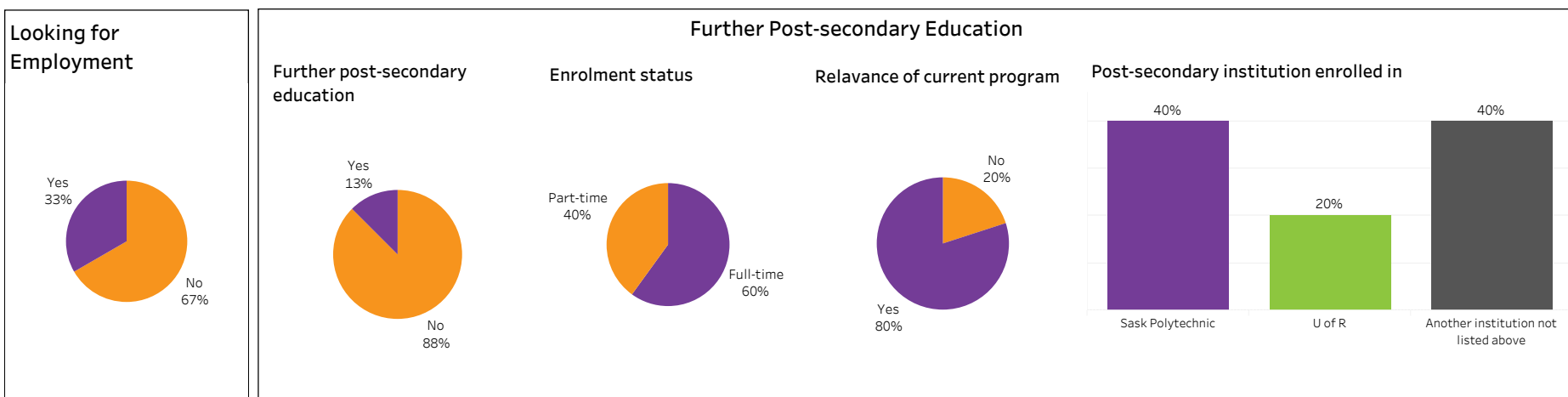
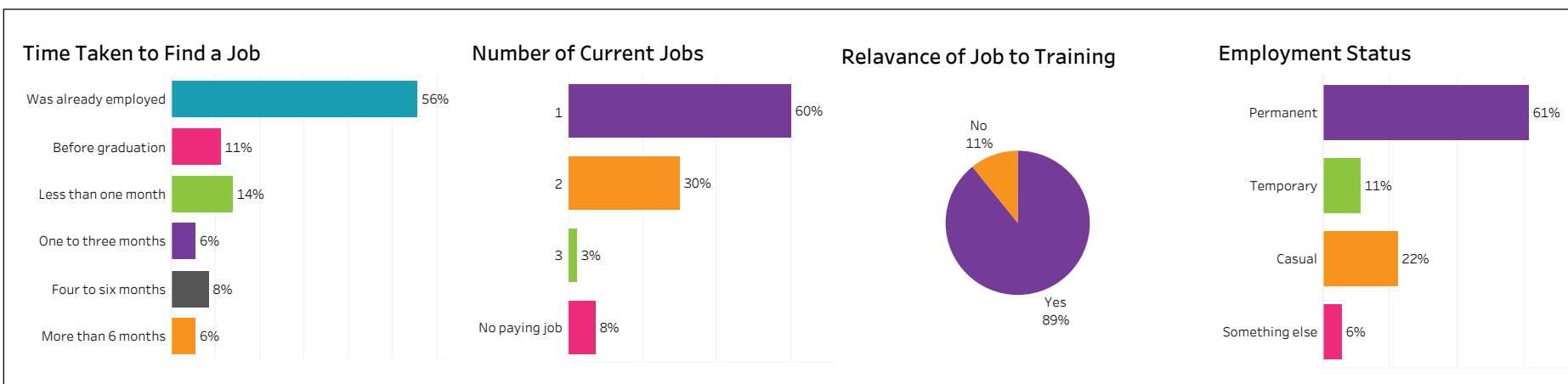


Improved employment opportunities



**2016-17 Graduate Follow-up Survey:
Survey Summary (2/2)**
Prince Albert, Health Sciences, Continuing Care Assistant, CERT,
Con Ed - Brokered

Number of Respondents: **41**



Institutional Research and Analysis (IR & A)



2016-17 Graduate Follow-up Survey: Survey Summary (1/2)

Prince Albert, Health Sciences, Continuing Care Assistant, CERT, Con Ed - Sask Poly Delivered

Gender
☒ Female
☒ Gender Unknown
☒ Male

Citizenship
☒ Canadian
☒ Citizenship Unknown
☒ Permanent Resident
☒ Student Visa

Indigenous
☒ Indigenous
☒ Non-Indigenous

Number of Respondents: **24**

Overall Employment

Available Workforce	# of Grads Employed	Employment Rate	# of Full-time Grads	Full-time Employment Rate
20	18	90%	14	70%

Training Related Employment

Available Workforce	# of Training Related Grads	Employment Rate	# of Full-time Grads	Full-time Employment Rate
20	16	80%	13	65%

Location of Employment

Saskatoon	Regina	Moose Jaw	Prince Albert	Elsewhere in Sask	Outside Sask
0%	6%	6%	24%	59%	6%

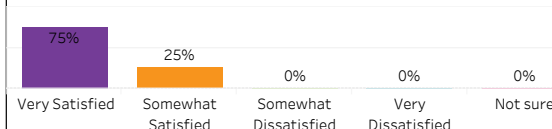
Average Salary



Salary by Location

	Overall	Full-time Training Related
Regina	70,000	
Moose Jaw	31,613	31,613
Prince Albert	39,725	39,725
Elsewhere in SK	39,297	41,593
Alberta	46,800	46,800

Overall Satisfaction with the Program



Satisfaction with Sask Polytech

Satisfied with the decision to attend Saskpolytech	Recommend program to others	Recommend Saskpolytech to others
100%	100%	100%

Satisfaction with Campus Facilities & Services

■ % Satisfied ■ % Dissatisfied ■ % Not sure

Campus facilities



Campus activities



Instruction delivered



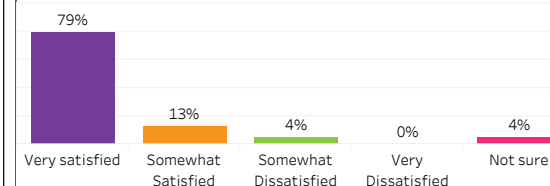
Student support services



Educational experience

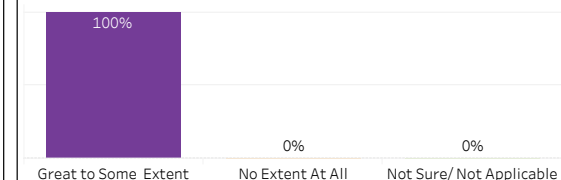


Relevance of Program to the Field of Employment

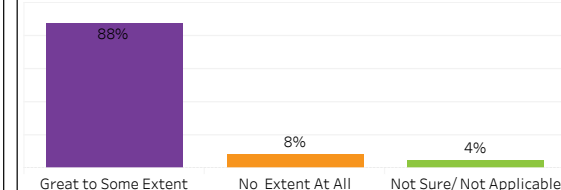


Program Benefits

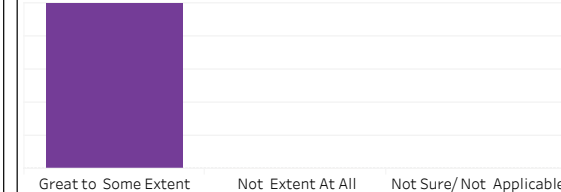
Skills and knowledge relevant in the workplace



Improved earning potential

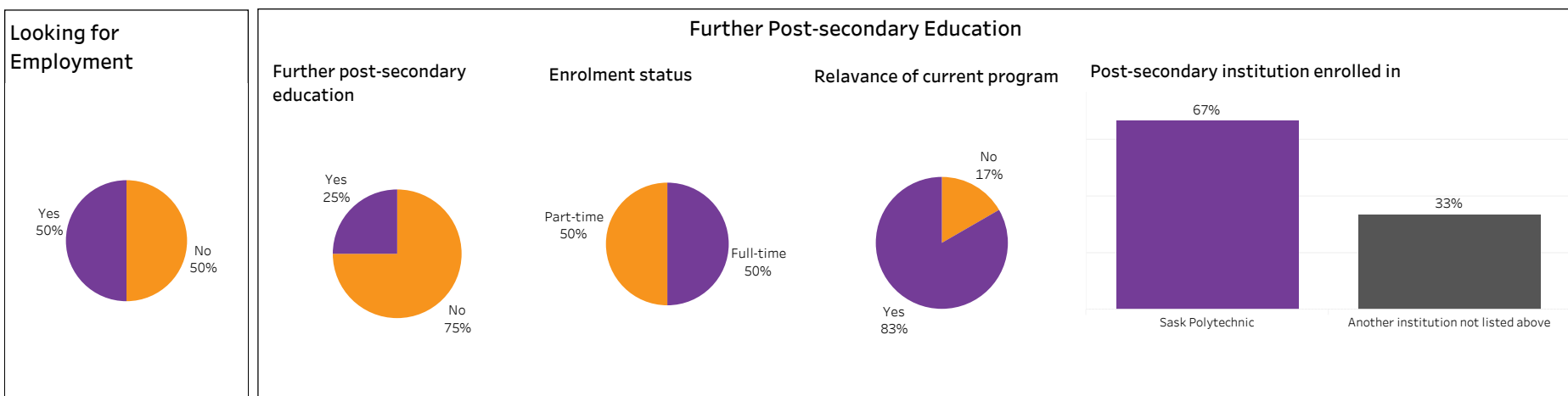
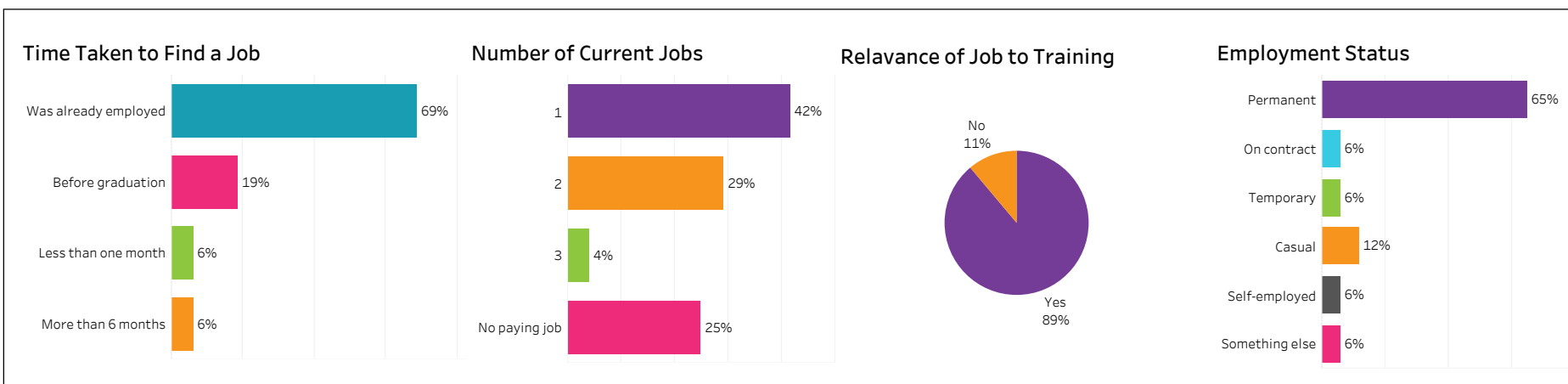


Improved employment opportunities



**2016-17 Graduate Follow-up Survey:
Survey Summary (2/2)**
Prince Albert, Health Sciences, Continuing Care Assistant, CERT,
Con Ed - Sask Poly Delivered

Number of Respondents: 24





**2016-17 Graduate Follow-up Survey:
Survey Summary (1/2)**
Regina, Health Sciences, Continuing Care Assistant,
CERT, Con Ed - Brokered

Gender
☒ Female
☒ Gender Unknown
☒ Male

Citizenship
☒ Canadian
☒ Citizenship Unknown
☒ Permanent Resident
☒ Student Visa

Indigenous
☒ Indigenous
☒ Non-Indigenous

Number of Respondents: **17**

Overall Employment

Available Workforce	# of Grads Employed	Employment Rate	# of Full-time Grads	Full-time Employment Rate
17	16	94%	13	76%

Training Related Employment

Available Workforce	# of Training Related Grads	Employment Rate	# of Full-time Grads	Full-time Employment Rate
17	15	88%	13	76%

Location of Employment

Saskatoon	Regina	Moose Jaw	Prince Albert	Elsewhere in Sask	Outside Sask
6%	0%	0%	0%	94%	0%

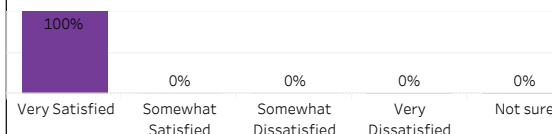
Average Salary

Overall	\$37,648
Full-time Training Related	\$42,017

Salary by Location

	Overall	Full-time Training Related
Saskatoon	15,600	15,600
Elsewhere in SK	39,344	44,659

Overall Satisfaction with the Program



Satisfaction with Sask Polytech

Satisfied with the decision to attend Saskpolytech	Recommend program to others	Recommend Saskpolytech to others
94%	100%	100%

Satisfaction with Campus Facilities & Services

% Satisfied % Dissatisfied % Not sure

Campus facilities



Campus activities



Instruction delivered



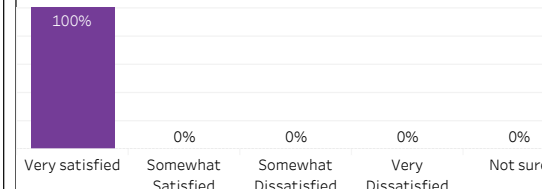
Student support services



Educational experience

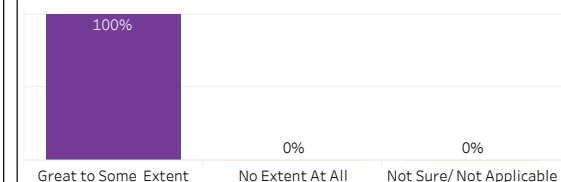


Relevance of Program to the Field of Employment

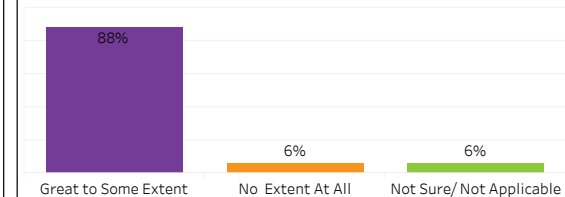


Program Benefits

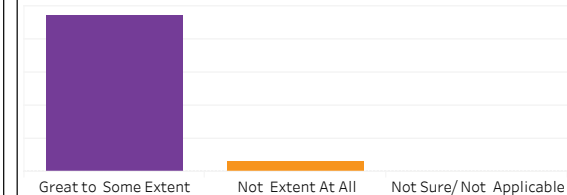
Skills and knowledge relevant in the workplace



Improved earning potential




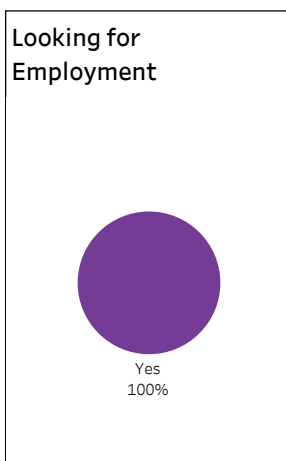
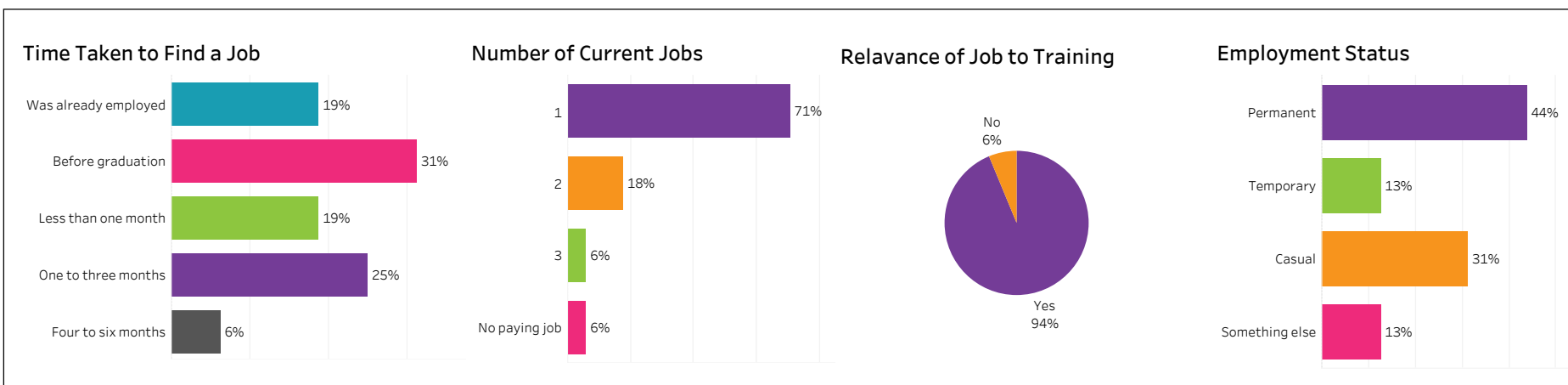
Improved employment opportunities



2016-17 Graduate Follow-up Survey: Survey Summary (2/2)

Regina, Health Sciences, Continuing Care Assistant, CERT, Con Ed - Brokered

Number of Respondents: **17**





2016-17 Graduate Follow-up Survey: Survey Summary (1/2) Regina, Health Sciences, Continuing Care Assistant, CERT, Con Ed - Sask Poly Delivered

Gender
☒ Female
☒ Gender Unknown
☒ Male

Citizenship
☒ Canadian
☒ Citizenship Unknown
☒ Permanent Resident
☒ Student Visa

Indigenous
☒ Indigenous
☒ Non-Indigenous

Number of Respondents: 40

Overall Employment

Available Workforce	# of Grads Employed	Employment Rate	# of Full-time Grads	Full-time Employment Rate
35	35	100%	30	86%

Training Related Employment

Available Workforce	# of Training Related Grads	Employment Rate	# of Full-time Grads	Full-time Employment Rate
35	33	94%	28	80%

Location of Employment

Saskatoon	Regina	Moose Jaw	Prince Albert	Elsewhere in Sask	Outside Sask
0%	20%	0%	0%	74%	6%

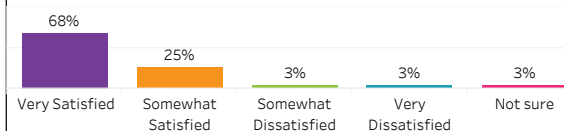
Average Salary

Overall	\$42,395
Full-time Training Related	\$44,850

Salary by Location

	Overall	Full-time Training Related
Regina	43,203	47,235
Elsewhere in SK	41,473	44,282
Alberta	59,800	

Overall Satisfaction with the Program



Satisfaction with Sask Polytech

Satisfied with the decision to attend Saskpolytech	Recommend program to others	Recommend Saskpolytech to others
97%	95%	95%

Satisfaction with Campus Facilities & Services

% Satisfied % Dissatisfied % Not sure

Campus facilities



Campus activities



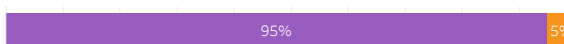
Instruction delivered



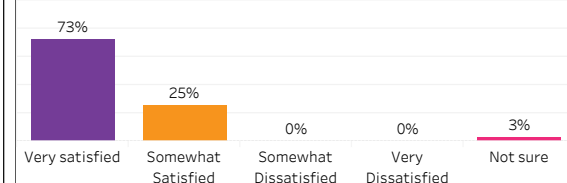
Student support services



Educational experience

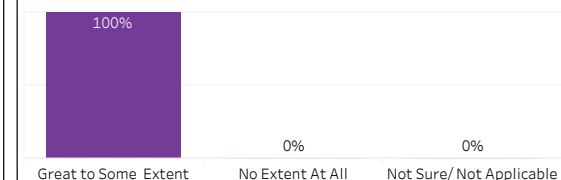


Relevance of Program to the Field of Employment

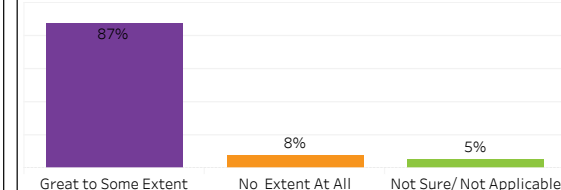


Program Benefits

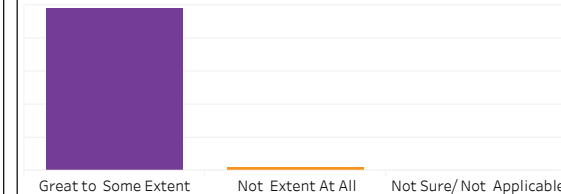
Skills and knowledge relevant in the workplace



Improved earning potential

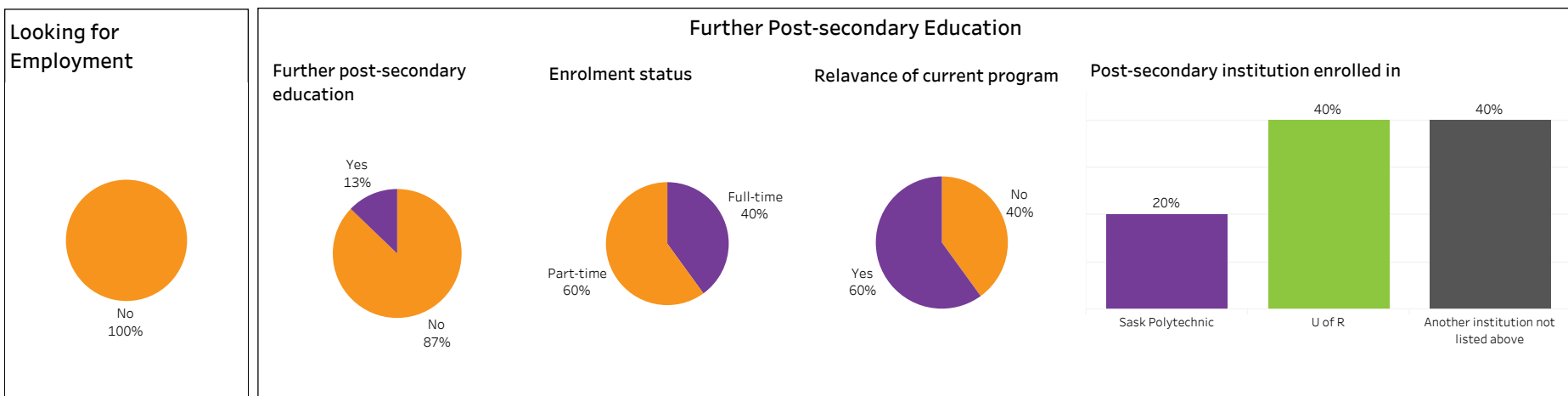
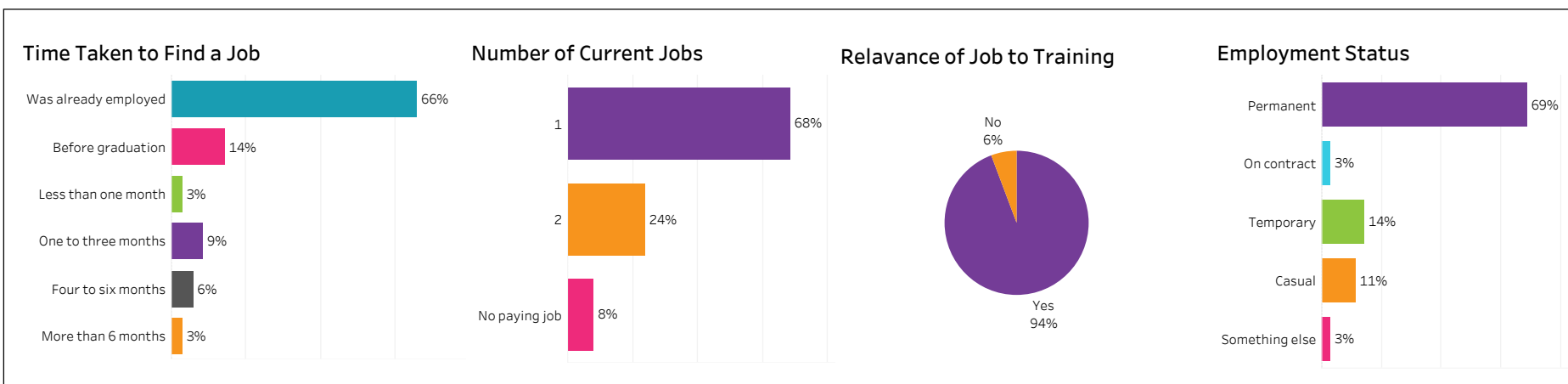


Improved employment opportunities



**2016-17 Graduate Follow-up Survey:
Survey Summary (2/2)**
Regina, Health Sciences, Continuing Care Assistant, CERT, Con
Ed - Sask Poly Delivered

Number of Respondents: 40



Institutional Research and Analysis (IR & A)



2016-17 Graduate Follow-up Survey: Survey Summary (1/2) Saskatoon, Health Sciences, Continuing Care Assistant, CERT, Con Ed - Brokered

Gender
☒ Female
☒ Gender Unknown
☒ Male

Citizenship
☒ Canadian
☒ Citizenship Unknown
☒ Permanent Resident
☒ Student Visa

Indigenous
☒ Indigenous
☒ Non-Indigenous

Number of Respondents: 37

Overall Employment

Available Workforce	# of Grads Employed	Employment Rate	# of Full-time Grads	Full-time Employment Rate
36	34	94%	29	81%

Training Related Employment

Available Workforce	# of Training Related Grads	Employment Rate	# of Full-time Grads	Full-time Employment Rate
36	31	86%	28	78%

Location of Employment

Saskatoon	Regina	Moose Jaw	Prince Albert	Elsewhere in Sask	Outside Sask
0%	6%	0%	3%	91%	0%

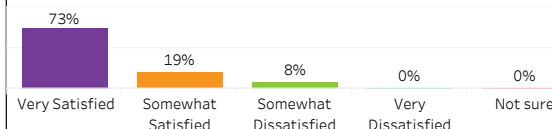
Average Salary

Overall	\$39,396
Full-time Training Related	\$41,700

Salary by Location

	Overall	Full-time Training Related
Regina	31,416	33,712
Prince Albert	41,016	
Elsewhere in SK	40,079	42,121

Overall Satisfaction with the Program



Satisfaction with Sask Polytech

Satisfied with the decision to attend Saskpolytech	Recommend program to others	Recommend Saskpolytech to others
97%	97%	97%

Satisfaction with Campus Facilities & Services

% Satisfied % Dissatisfied % Not sure

Campus facilities



Campus activities



Instruction delivered



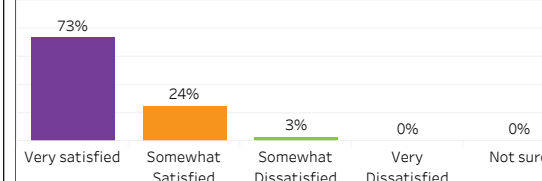
Student support services



Educational experience

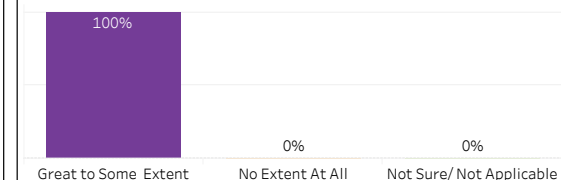


Relevance of Program to the Field of Employment

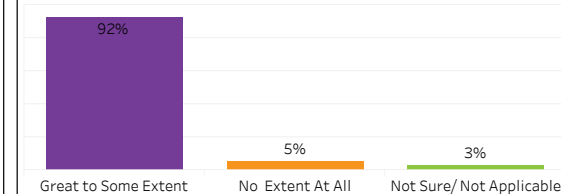


Program Benefits


Skills and knowledge relevant in the workplace



Improved earning potential

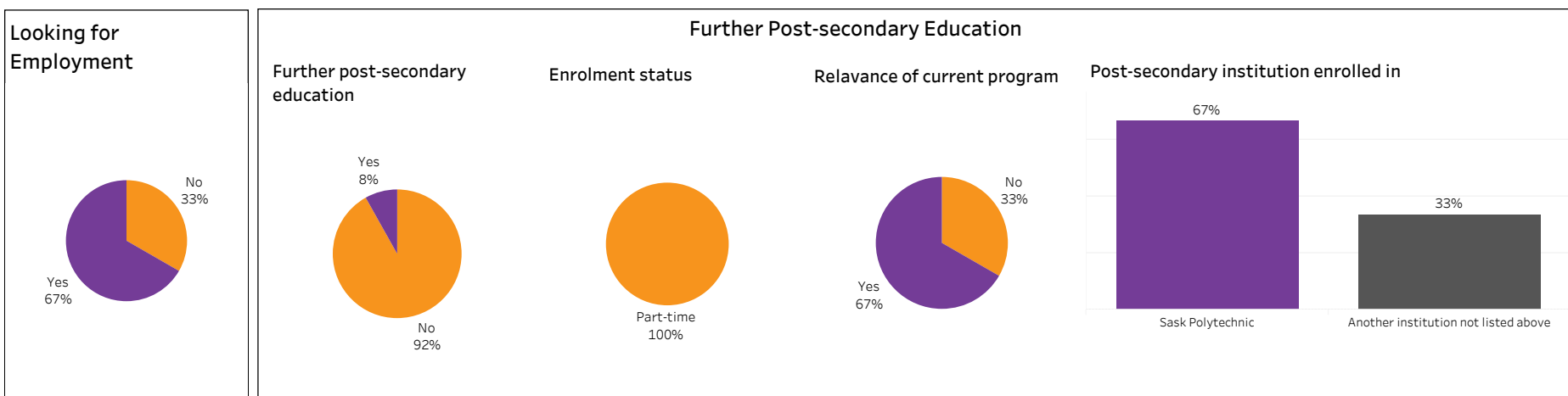
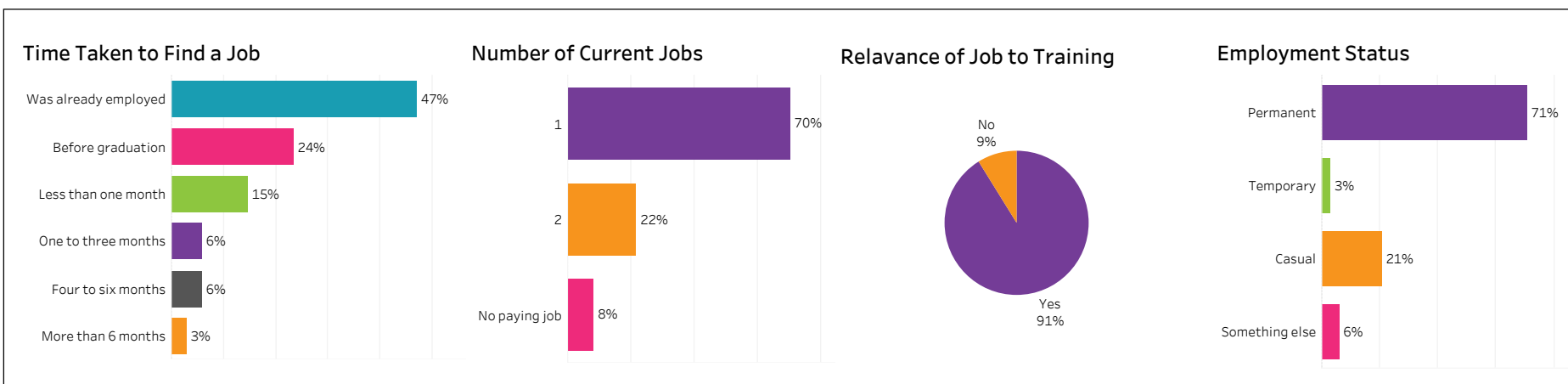


Improved employment opportunities



**2016-17 Graduate Follow-up Survey:
Survey Summary (2/2)**
Saskatoon, Health Sciences, Continuing Care Assistant, CERT,
Con Ed - Brokered

Number of Respondents: 37





2016-17 Graduate Follow-up Survey: Survey Summary (1/2) Saskatoon, Health Sciences, Continuing Care Assistant, CERT, Con Ed - Sask Poly Delivered

Gender
☒ Female
☒ Gender Unknown
☒ Male

Citizenship
☒ Canadian
☒ Citizenship Unknown
☒ Permanent Resident
☒ Student Visa

Indigenous
☒ Indigenous
☒ Non-Indigenous

Number of Respondents: **44**

Overall Employment

Available Workforce	# of Grads Employed	Employment Rate	# of Full-time Grads	Full-time Employment Rate
43	42	98%	32	74%

Training Related Employment

Available Workforce	# of Training Related Grads	Employment Rate	# of Full-time Grads	Full-time Employment Rate
43	39	91%	31	72%

Location of Employment

Saskatoon	Regina	Moose Jaw	Prince Albert	Elsewhere in Sask	Outside Sask
24%	10%	0%	0%	66%	0%

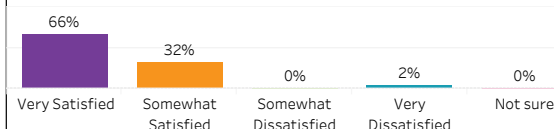
Average Salary

Overall	\$35,315
Full-time Training Related	\$38,736

Salary by Location

	Overall	Full-time Training Related
Saskatoon	39,206	46,932
Regina	34,100	34,100
Elsewhere in SK	34,064	37,241

Overall Satisfaction with the Program



Satisfaction with Sask Polytech

Satisfied with the decision to attend Saskpolytech	Recommend program to others	Recommend Saskpolytech to others
93%	93%	93%

Satisfaction with Campus Facilities & Services

% Satisfied % Dissatisfied % Not sure

Campus facilities



Campus activities



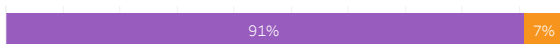
Instruction delivered



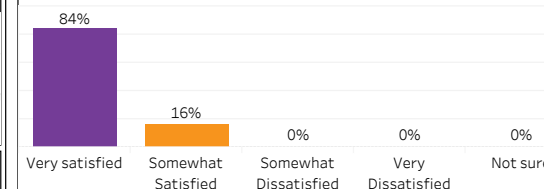
Student support services



Educational experience

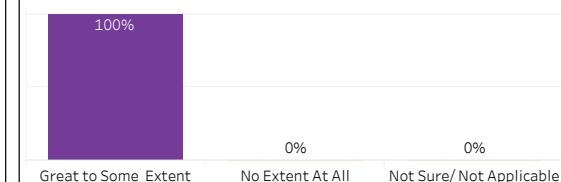


Relevance of Program to the Field of Employment

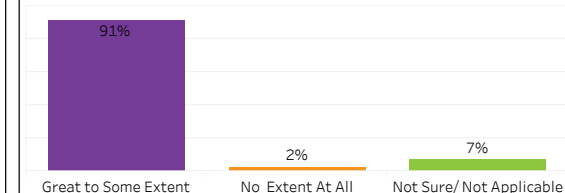


Program Benefits

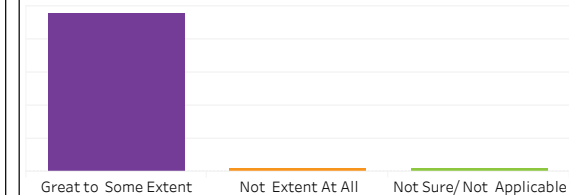
Skills and knowledge relevant in the workplace



Improved earning potential

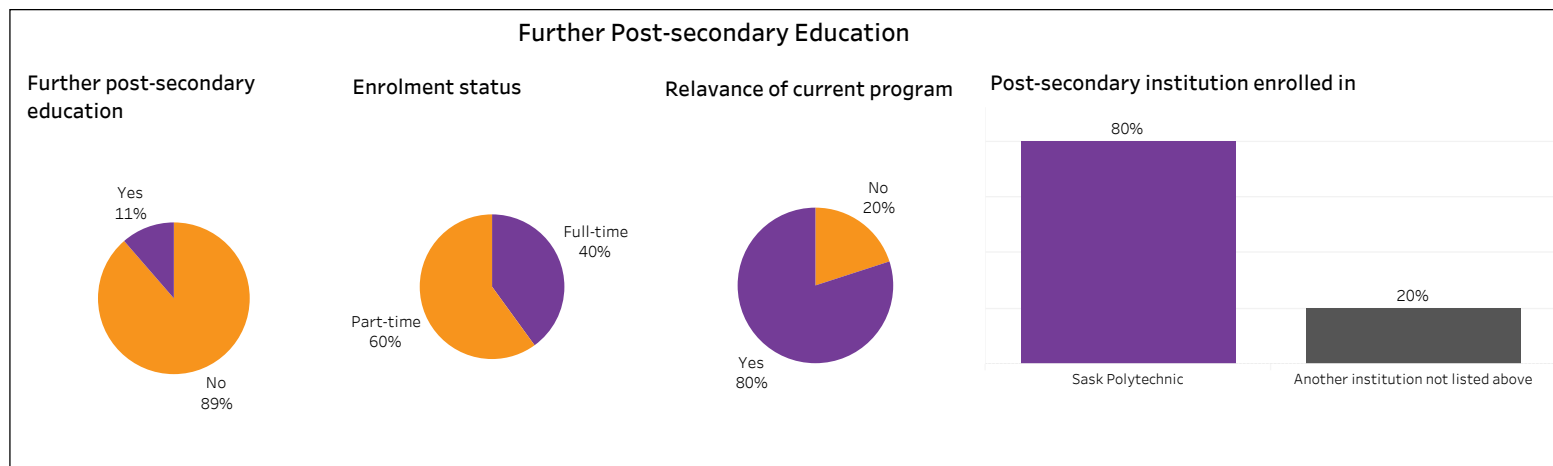
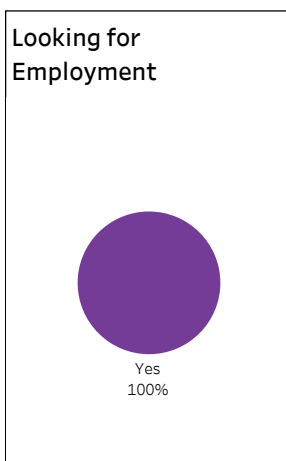
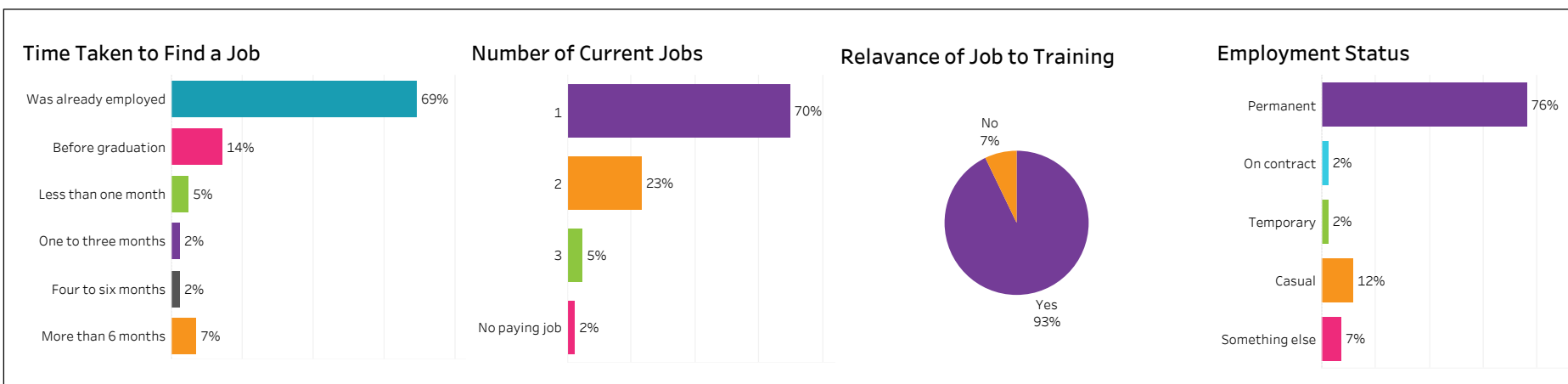


Improved employment opportunities



**2016-17 Graduate Follow-up Survey:
Survey Summary (2/2)**
Saskatoon, Health Sciences, Continuing Care Assistant, CERT,
Con Ed - Sask Poly Delivered

Number of Respondents: **44**





2016-17 Graduate Follow-up Survey: Survey Summary (1/2) Saskatoon, Health Sciences, Cytotechnology, DIP, Base

Gender
☒ Female
☒ Gender Unknown
☒ Male

Citizenship
☒ Canadian
☒ Citizenship Unknown
☒ Permanent Resident
☒ Student Visa

Indigenous
☒ Indigenous
☒ Non-Indigenous

Number of Respondents: 2

Overall Employment

Available Workforce	# of Grads Employed	Employment Rate	# of Full-time Grads	Full-time Employment Rate
2	2	100%	1	50%

Training Related Employment

Available Workforce	# of Training Related Grads	Employment Rate	# of Full-time Grads	Full-time Employment Rate
2	1	50%	1	50%

Location of Employment

Saskatoon	Regina	Moose Jaw	Prince Albert	Elsewhere in Sask	Outside Sask
50%	50%	0%	0%	0%	0%

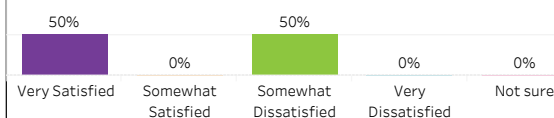
Average Salary

Overall	\$44,725
Full-time Training Related	\$70,158

Salary by Location

	Overall	Full-time Training Related
Saskatoon	19,292	
Regina	70,158	70,158

Overall Satisfaction with the Program



Satisfaction with Sask Polytech

Satisfied with the decision to attend Saskpolytech	Recommend program to others	Recommend Saskpolytech to others
50%	0%	50%

Satisfaction with Campus Facilities & Services

% Satisfied % Dissatisfied % Not sure

Campus facilities



Campus activities



Instruction delivered



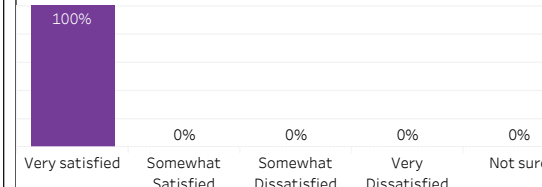
Student support services



Educational experience

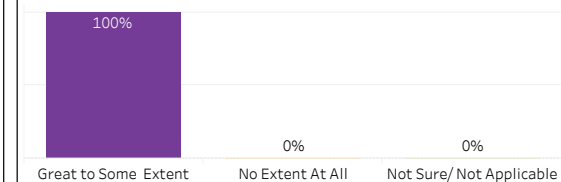


Relevance of Program to the Field of Employment

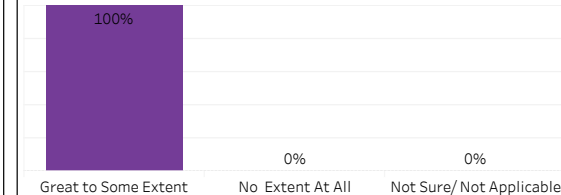


Program Benefits

Skills and knowledge relevant in the workplace



Improved earning potential



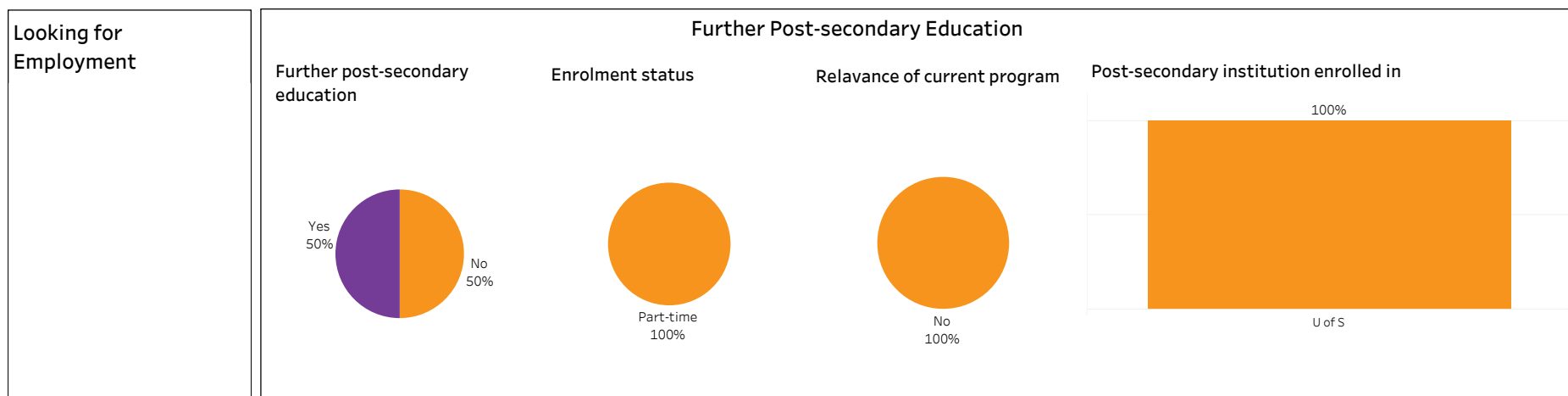
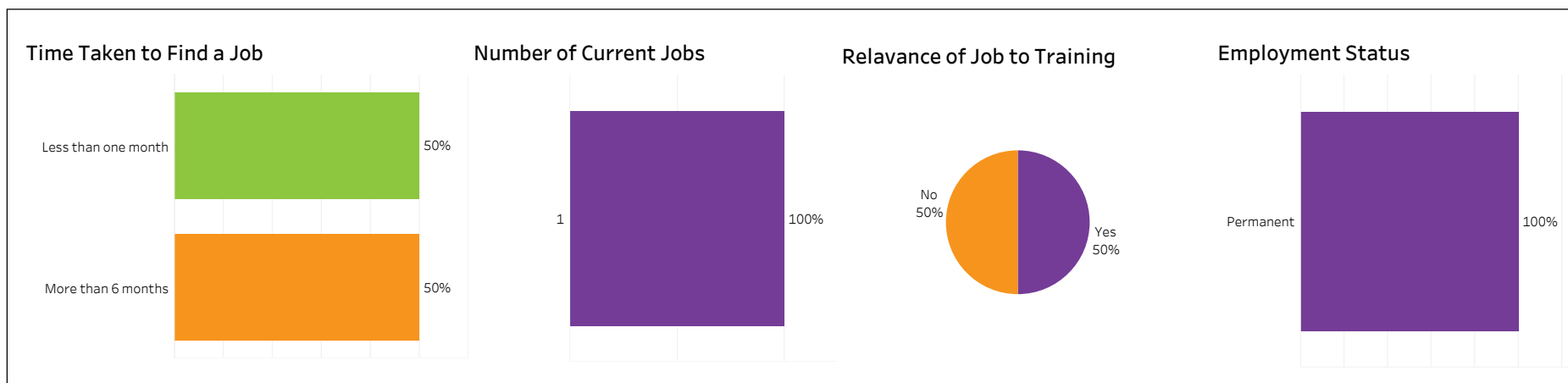
Improved employment opportunities



2016-17 Graduate Follow-up Survey: Survey Summary (2/2)

Saskatoon, Health Sciences, Cytotechnology, DIP, Base

Number of Respondents: 2





2016-17 Graduate Follow-up Survey: Survey Summary (1/2)

Regina, Health Sciences, Dental Assisting,
CERT, Base

Gender
☒ Female
☒ Gender Unknown
☒ Male

Citizenship
☒ Canadian
☒ Citizenship Unknown
☒ Permanent Resident
☒ Student Visa

Indigenous
☒ Indigenous
☒ Non-Indigenous

Number of Respondents: **48**

Overall Employment

Available Workforce	# of Grads Employed	Employment Rate	# of Full-time Grads	Full-time Employment Rate
43	41	95%	39	91%

Training Related Employment

Available Workforce	# of Training Related Grads	Employment Rate	# of Full-time Grads	Full-time Employment Rate
43	40	93%	38	88%

Location of Employment

Saskatoon	Regina	Moose Jaw	Prince Albert	Elsewhere in Sask	Outside Sask
24%	46%	5%	2%	22%	0%

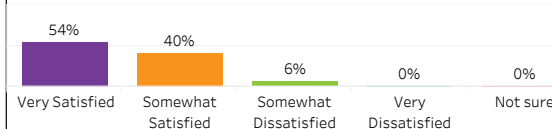
Average Salary

Overall	\$43,249
Full-time Training Related	\$43,636

Salary by Location

	Overall	Full-time Training Related
Saskatoon	42,944	42,944
Regina	42,935	44,477
Moose Jaw	43,160	34,320
Prince Albert	43,472	43,472
Elsewhere in SK	44,218	44,218

Overall Satisfaction with the Program



Satisfaction with Sask Polytech

Satisfied with the decision to attend Saskpolytech	Recommend program to others	Recommend Saskpolytech to others
98%	91%	98%

Satisfaction with Campus Facilities & Services

% Satisfied % Dissatisfied % Not sure

Campus facilities



Campus activities



Instruction delivered



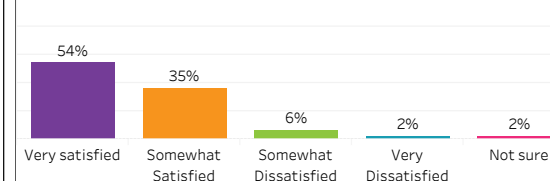
Student support services



Educational experience

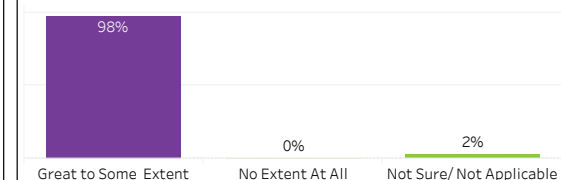


Relevance of Program to the Field of Employment

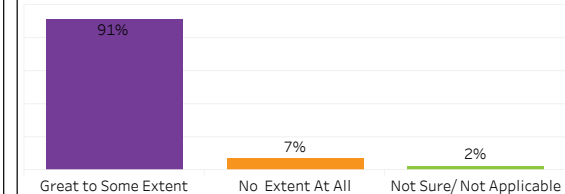


Program Benefits

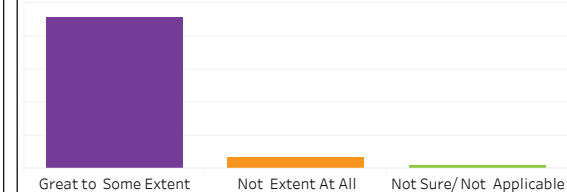
Skills and knowledge relevant in the workplace



Improved earning potential



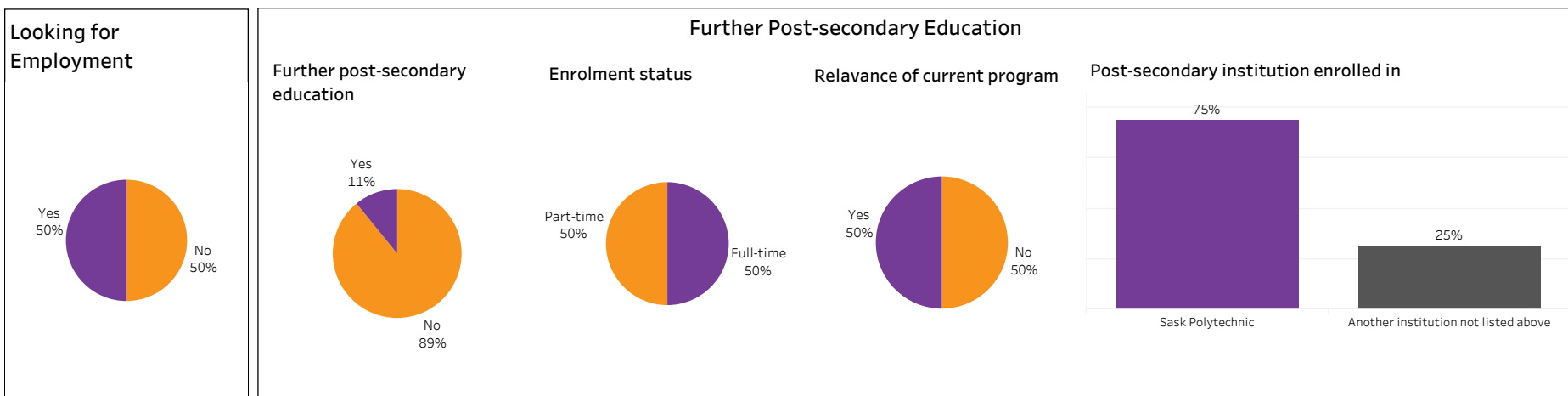
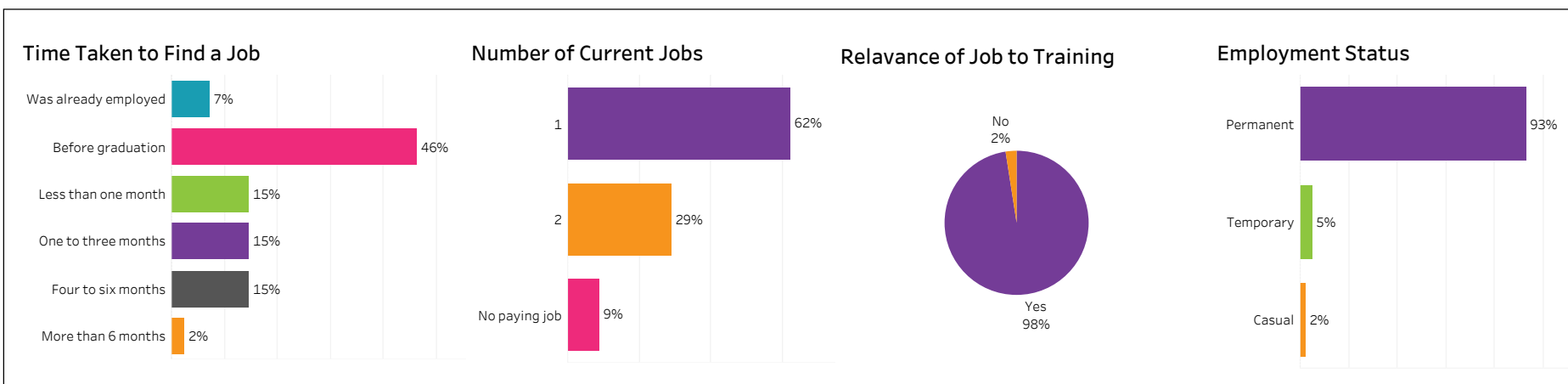
Improved employment opportunities



2016-17 Graduate Follow-up Survey: Survey Summary (2/2)

Regina, Health Sciences, Dental Assisting, CERT, Base

Number of Respondents: 48



Institutional Research and Analysis (IR & A)



2016-17 Graduate Follow-up Survey: Survey Summary (1/2)

Regina, Health Sciences, Dental Hygiene,
DIP, Base

Gender
☒ Female
☒ Gender Unknown
☒ Male

Citizenship
☒ Canadian
☒ Citizenship Unknown
☒ Permanent Resident
☒ Student Visa

Indigenous
☒ Indigenous
☒ Non-Indigenous

Number of Respondents: 20

Overall Employment

Available Workforce	# of Grads Employed	Employment Rate	# of Full-time Grads	Full-time Employment Rate
20	20	100%	17	85%

Training Related Employment

Available Workforce	# of Training Related Grads	Employment Rate	# of Full-time Grads	Full-time Employment Rate
20	19	95%	17	85%

Location of Employment

Saskatoon	Regina	Moose Jaw	Prince Albert	Elsewhere in Sask	Outside Sask
26%	32%	0%	0%	26%	16%

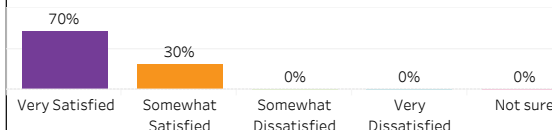
Average Salary

Overall	\$63,145
Full-time Training Related	\$69,988

Salary by Location

	Overall	Full-time Training Related
Saskatoon	33,462	
Regina	54,137	57,571
Elsewhere in SK	66,378	66,378
Alberta	130,000	130,000
Manitoba	62,400	62,400

Overall Satisfaction with the Program



Satisfaction with Sask Polytech

Satisfied with the decision to attend Saskpolytech	Recommend program to others	Recommend Saskpolytech to others
100%	95%	95%

Satisfaction with Campus Facilities & Services

% Satisfied % Dissatisfied % Not sure

Campus facilities



Campus activities



Instruction delivered



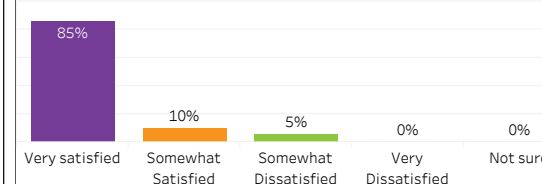
Student support services



Educational experience

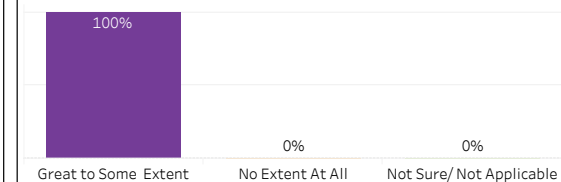


Relevance of Program to the Field of Employment

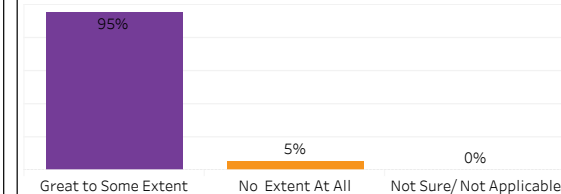


Program Benefits

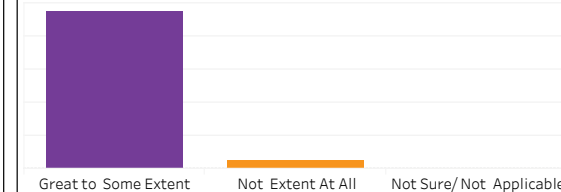
Skills and knowledge relevant in the workplace



Improved earning potential

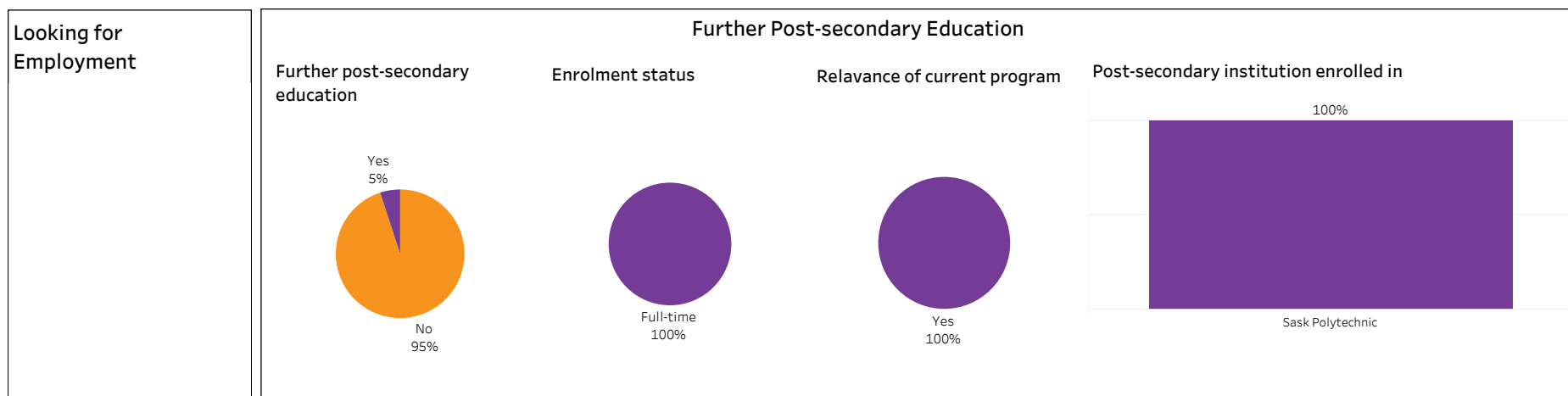
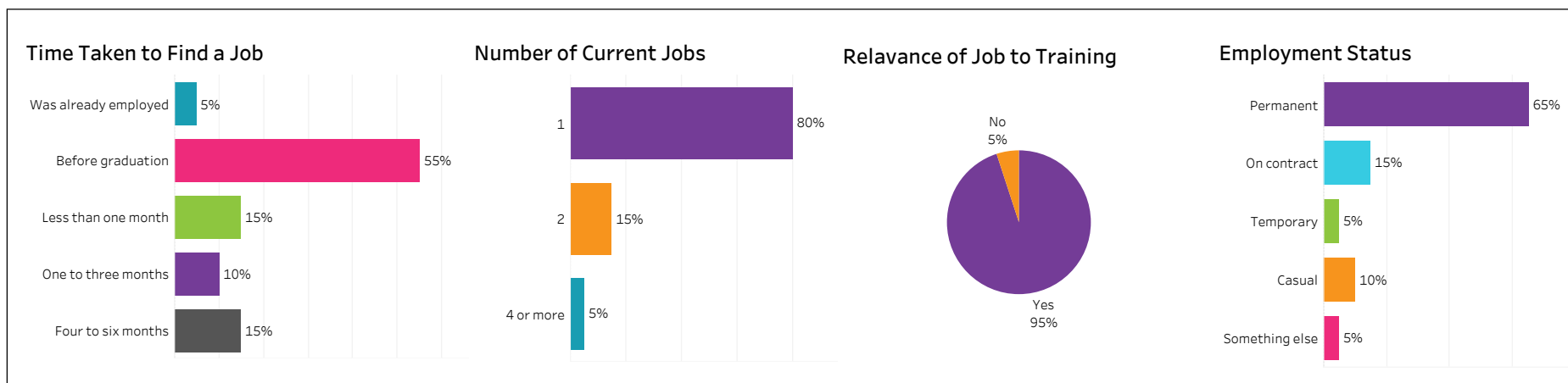


Improved employment opportunities



2016-17 Graduate Follow-up Survey: Survey Summary (2/2) Regina, Health Sciences, Dental Hygiene, DIP, Base

Number of Respondents: 20





**2016-17 Graduate Follow-up Survey:
Survey Summary (1/2)**
Regina, Health Sciences, Health Information Management,
DIP, Base

Gender
☒ Female
☒ Gender Unknown
☒ Male

Citizenship
☒ Canadian
☒ Citizenship Unknown
☒ Permanent Resident
☒ Student Visa

Indigenous
☒ Indigenous
☒ Non-Indigenous

Number of Respondents: **13**

Overall Employment

Available Workforce	# of Grads Employed	Employment Rate	# of Full-time Grads	Full-time Employment Rate
13	13	100%	13	100%

Training Related Employment

Available Workforce	# of Training Related Grads	Employment Rate	# of Full-time Grads	Full-time Employment Rate
13	12	92%	12	92%

Location of Employment

Saskatoon	Regina	Moose Jaw	Prince Albert	Elsewhere in Sask	Outside Sask
15%	62%	0%	0%	23%	0%

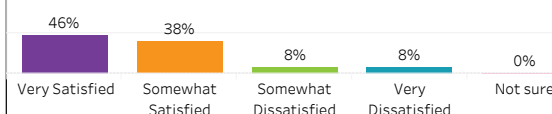
Average Salary

Overall	\$47,350
Full-time Training Related	\$48,109

Salary by Location

	Overall	Full-time Training Related
Saskatoon	44,649	44,649
Regina	47,001	48,334
Elsewhere in SK	49,964	49,964

Overall Satisfaction with the Program



Satisfaction with Sask Polytech

Satisfied with the decision to attend Saskpolytech	Recommend program to others	Recommend Saskpolytech to others
100%	77%	100%

Satisfaction with Campus Facilities & Services

% Satisfied % Dissatisfied % Not sure

Campus facilities



Campus activities



Instruction delivered



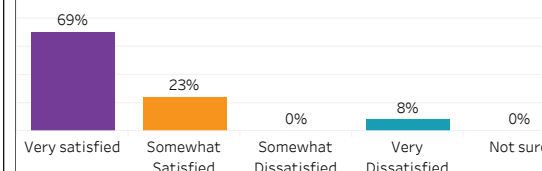
Student support services



Educational experience

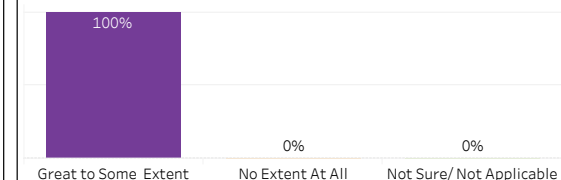


Relevance of Program to the Field of Employment

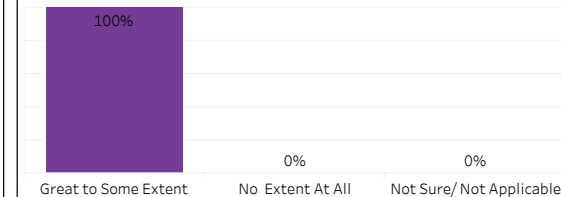


Program Benefits

Skills and knowledge relevant in the workplace



Improved earning potential




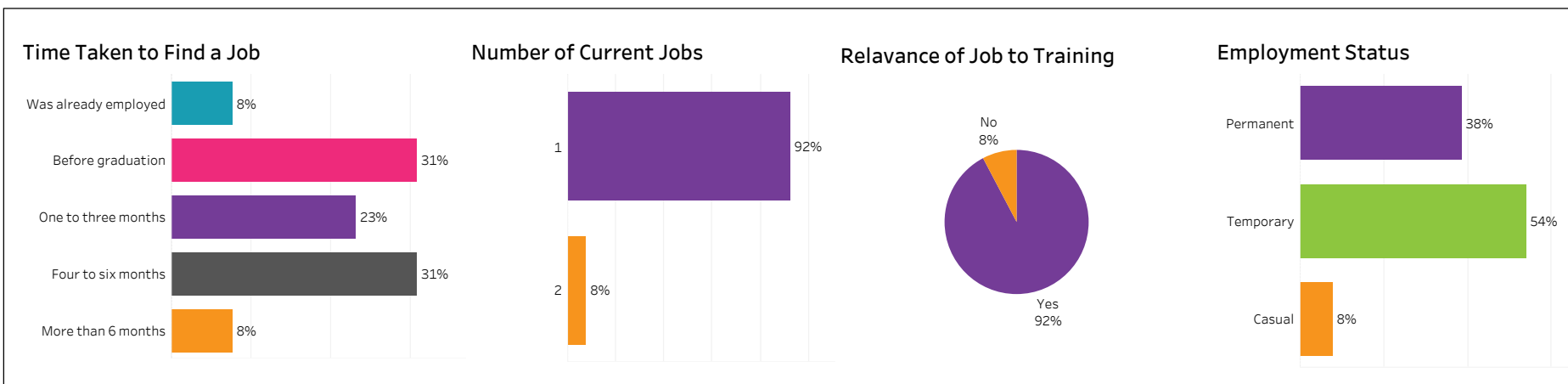
Improved employment opportunities





2016-17 Graduate Follow-up Survey: Survey Summary (2/2) Regina, Health Sciences, Health Information Management, DIP, Base

Number of Respondents: 13



Institutional Research and Analysis (IR & A)



2016-17 Graduate Follow-up Survey: Survey Summary (1/2)

Regina, Health Sciences, Health Information Management,
DIP, Con Ed - Sask Poly Delivered

Gender
☒ Female
☒ Gender Unknown
☒ Male

Citizenship
☒ Canadian
☒ Citizenship Unknown
☒ Permanent Resident
☒ Student Visa

Indigenous
☒ Indigenous
☒ Non-Indigenous

Number of Respondents: 2

Overall Employment

Available Workforce	# of Grads Employed	Employment Rate	# of Full-time Grads	Full-time Employment Rate
2	2	100%	2	100%

Training Related Employment

Available Workforce	# of Training Related Grads	Employment Rate	# of Full-time Grads	Full-time Employment Rate
2	1	50%	1	50%

Location of Employment

Saskatoon	Regina	Moose Jaw	Prince Albert	Elsewhere in Sask	Outside Sask
0%	0%	0%	0%	0%	100%

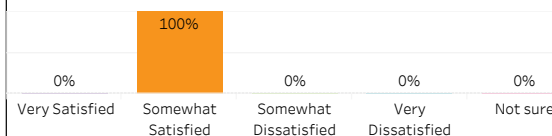
Average Salary

	Overall	Full-time Training Related
	\$43,823	\$50,895

Salary by Location

	Overall	Full-time Training Related
British Columbia	50,895	50,895
Ontario	36,750	

Overall Satisfaction with the Program



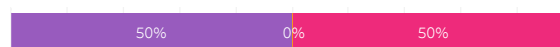
Satisfaction with Sask Polytech

Satisfied with the decision to attend Saskpolytech	Recommend program to others	Recommend Saskpolytech to others
100%	100%	100%

Satisfaction with Campus Facilities & Services

% Satisfied % Dissatisfied % Not sure

Campus facilities



Campus activities



Instruction delivered



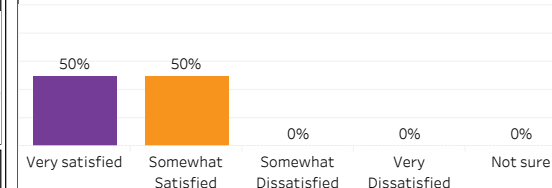
Student support services



Educational experience

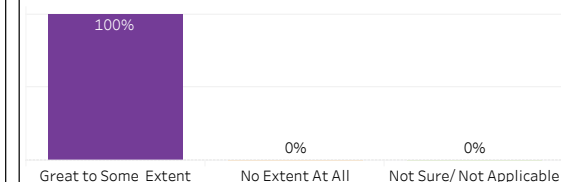


Relevance of Program to the Field of Employment

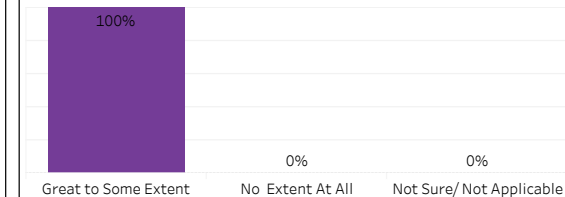


Program Benefits

Skills and knowledge relevant in the workplace



Improved earning potential

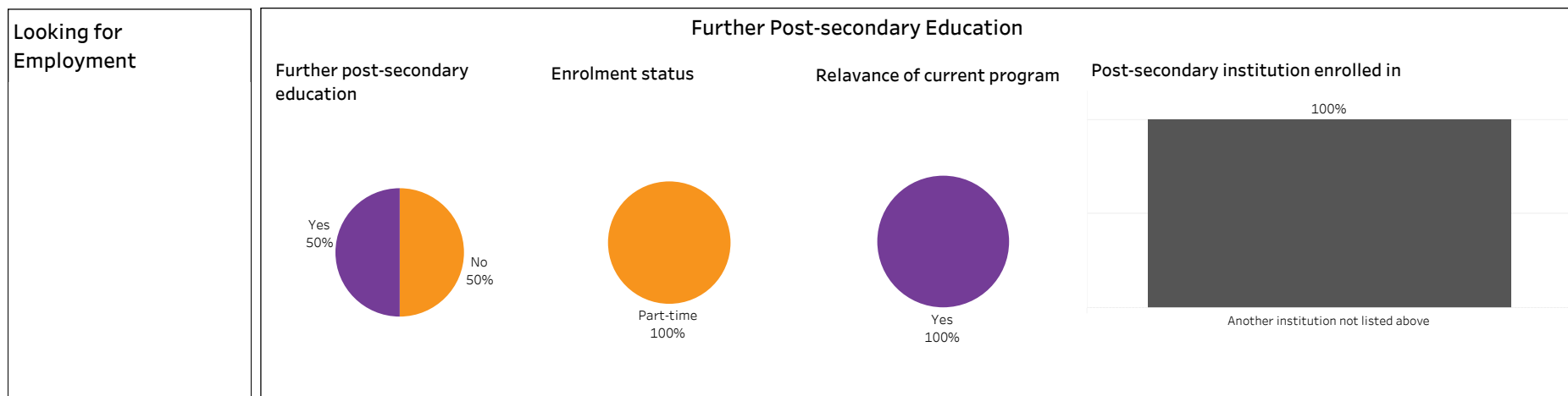
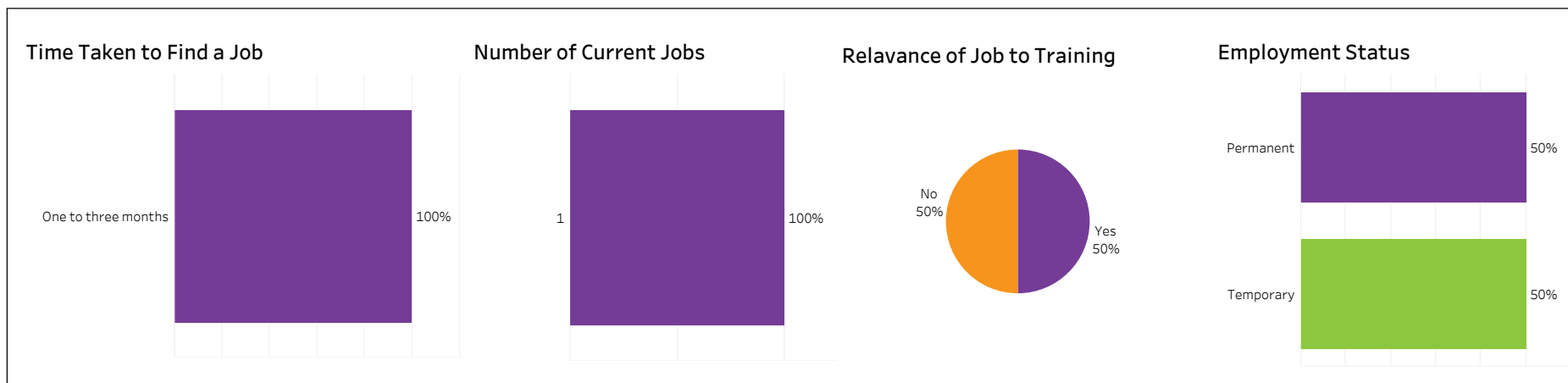


Improved employment opportunities



**2016-17 Graduate Follow-up Survey:
Survey Summary (2/2)**
Regina, Health Sciences, Health Information Management, DIP,
Con Ed - Sask Poly Delivered

Number of Respondents: 2



Institutional Research and Analysis (IR & A)



2016-17 Graduate Follow-up Survey: Survey Summary (1/2)

Saskatoon, Health Sciences, Medical Laboratory Assistant,
APCERT, Base

Gender
☒ Female
☒ Gender Unknown
☒ Male

Citizenship
☒ Canadian
☒ Citizenship Unknown
☒ Permanent Resident
☒ Student Visa

Indigenous
☒ Indigenous
☒ Non-Indigenous

Number of Respondents: **12**

Overall Employment

Available Workforce	# of Grads Employed	Employment Rate	# of Full-time Grads	Full-time Employment Rate
10	7	70%	2	20%

Training Related Employment

Available Workforce	# of Training Related Grads	Employment Rate	# of Full-time Grads	Full-time Employment Rate
10	6	60%	2	20%

Location of Employment

Saskatoon	Regina	Moose Jaw	Prince Albert	Elsewhere in Sask	Outside Sask
29%	29%	0%	14%	14%	14%

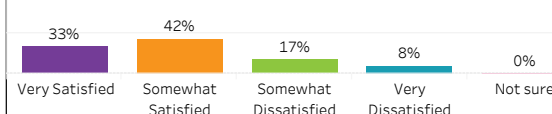
Average Salary

Overall	\$28,542
Full-time Training Related	\$41,640

Salary by Location

	Overall	Full-time Training Related
Saskatoon	26,910	
Regina	31,782	44,325
Prince Albert	23,498	
Elsewhere in SK	19,956	
Alberta	38,954	38,954

Overall Satisfaction with the Program



Satisfaction with Sask Polytech

Satisfied with the decision to attend Saskpolytech	Recommend program to others	Recommend Saskpolytech to others
92%	75%	100%

Satisfaction with Campus Facilities & Services

■ % Satisfied ■ % Dissatisfied ■ % Not sure

Campus facilities



Campus activities



Instruction delivered



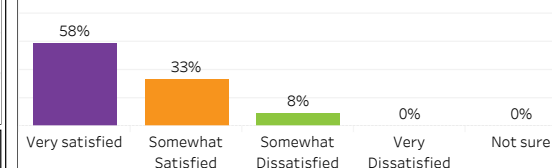
Student support services



Educational experience

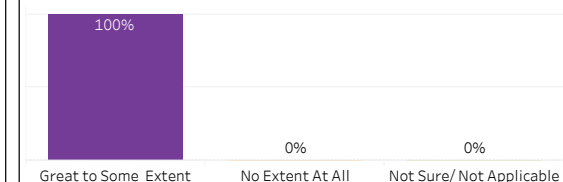


Relevance of Program to the Field of Employment

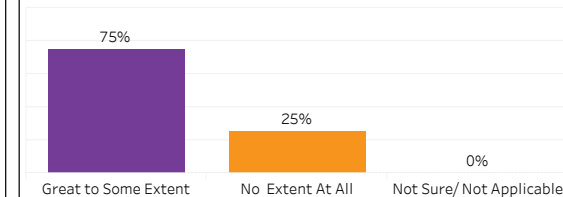


Program Benefits

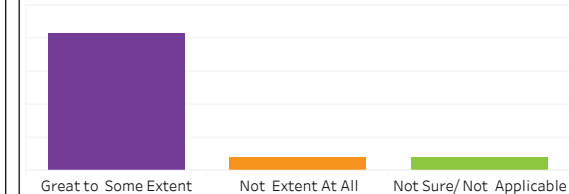
Skills and knowledge relevant in the workplace



Improved earning potential

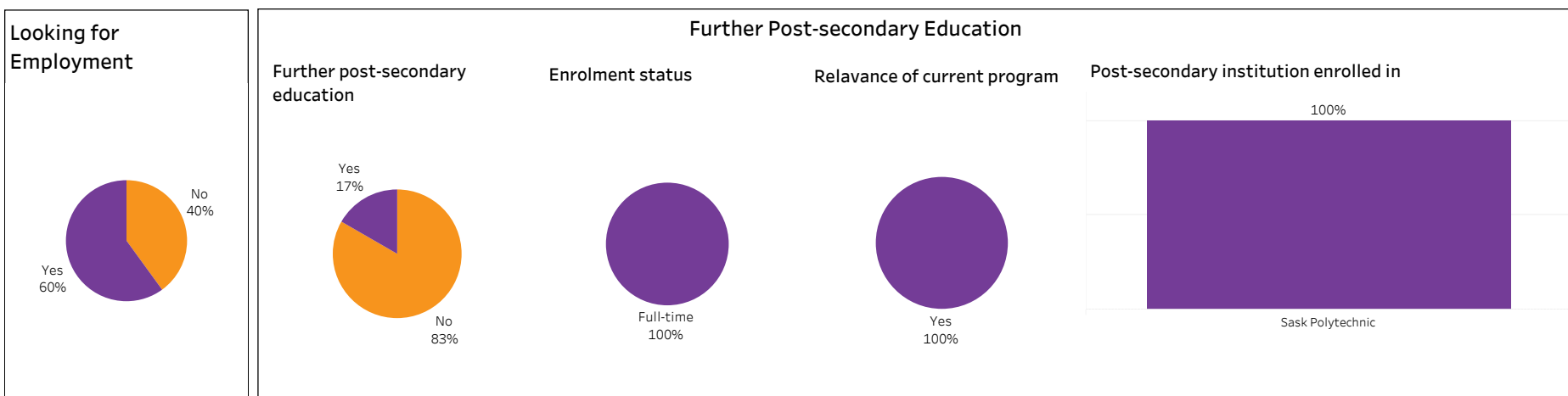
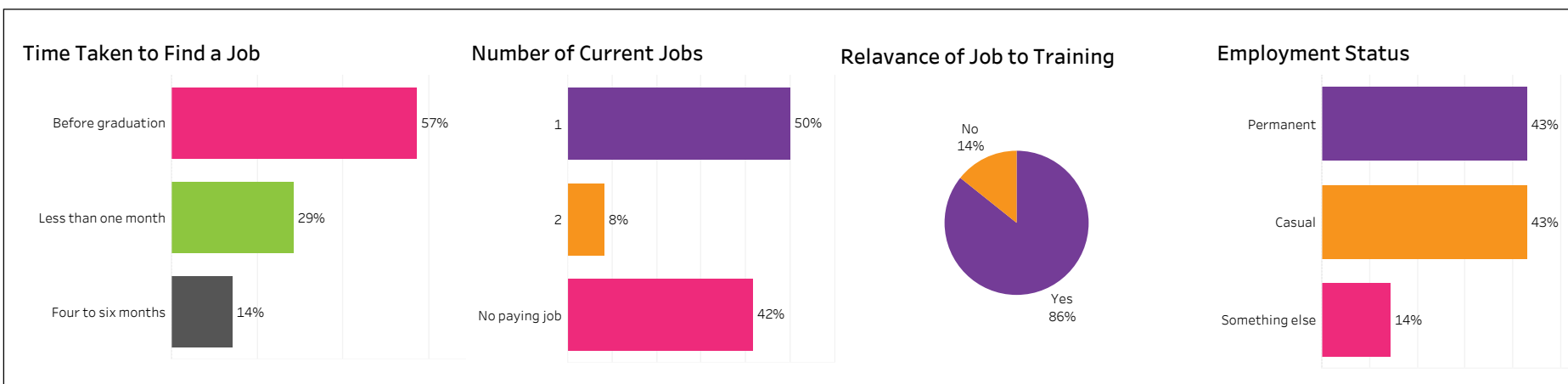


Improved employment opportunities



**2016-17 Graduate Follow-up Survey:
Survey Summary (2/2)**
**Saskatoon, Health Sciences, Medical Laboratory Assistant,
APCERT, Base**

Number of Respondents: **12**



Institutional Research and Analysis (IR & A)



2016-17 Graduate Follow-up Survey: Survey Summary (1/2) Saskatoon, Health Sciences, Medical Laboratory Technology, DIP, Base

Gender
☒ Female
☒ Gender Unknown
☒ Male

Citizenship
☒ Canadian
☒ Citizenship Unknown
☒ Permanent Resident
☒ Student Visa

Indigenous
☒ Indigenous
☒ Non-Indigenous

Number of Respondents: 10

Overall Employment

Available Workforce	# of Grads Employed	Employment Rate	# of Full-time Grads	Full-time Employment Rate
10	10	100%	9	90%

Training Related Employment

Available Workforce	# of Training Related Grads	Employment Rate	# of Full-time Grads	Full-time Employment Rate
10	10	100%	9	90%

Location of Employment

Saskatoon	Regina	Moose Jaw	Prince Albert	Elsewhere in Sask	Outside Sask
60%	10%	10%	0%	10%	10%

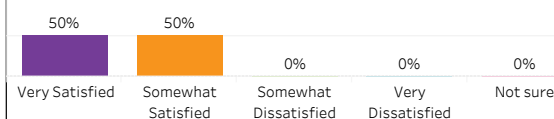
Average Salary

Overall	\$64,703
Full-time Training Related	\$66,163

Salary by Location

	Overall	Full-time Training Related
Saskatoon	62,937	65,213
Regina	72,800	72,800
Moose Jaw	70,928	70,928
Elsewhere in SK	70,533	70,533
British Columbia	55,146	55,146

Overall Satisfaction with the Program



Satisfaction with Sask Polytech

Satisfied with the decision to attend Saskpolytech	Recommend program to others	Recommend Saskpolytech to others
100%	100%	100%

Satisfaction with Campus Facilities & Services

% Satisfied % Dissatisfied % Not sure

Campus facilities



Campus activities



Instruction delivered



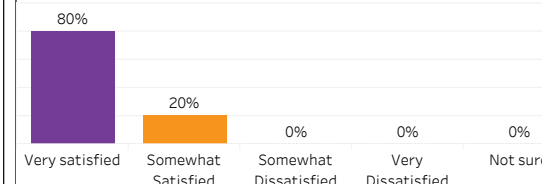
Student support services



Educational experience

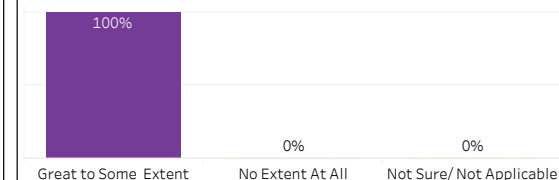


Relevance of Program to the Field of Employment

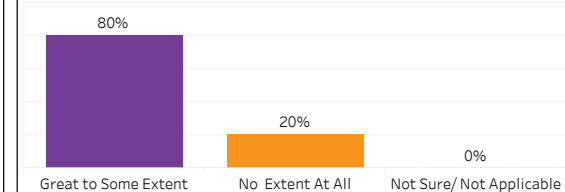


Program Benefits

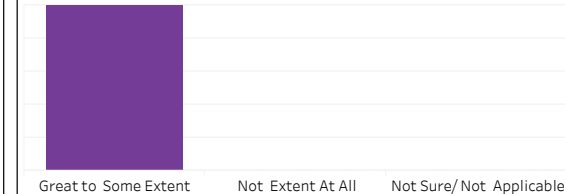
Skills and knowledge relevant in the workplace



Improved earning potential




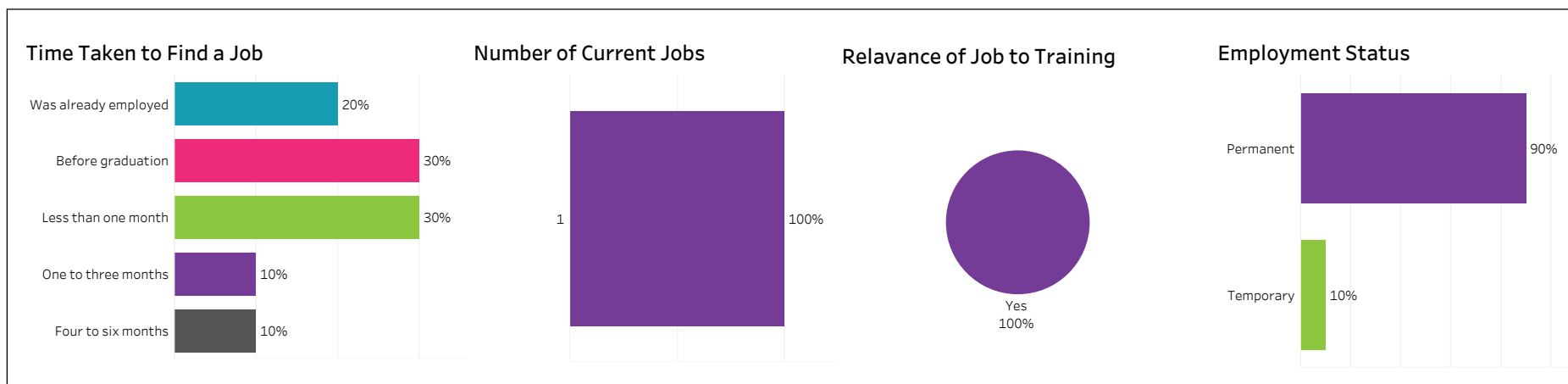
Improved employment opportunities





2016-17 Graduate Follow-up Survey: Survey Summary (2/2) Saskatoon, Health Sciences, Medical Laboratory Technology, DIP, Base

Number of Respondents: 10



Institutional Research and Analysis (IR & A)



2016-17 Graduate Follow-up Survey: Survey Summary (1/2) Saskatoon, Health Sciences, Medical Radiologic Technology, DIP, Base

Gender
☒ Female
☒ Gender Unknown
☒ Male

Citizenship
☒ Canadian
☒ Citizenship Unknown
☒ Permanent Resident
☒ Student Visa

Indigenous
☒ Indigenous
☒ Non-Indigenous

Number of Respondents: **11**

Overall Employment

Available Workforce	# of Grads Employed	Employment Rate	# of Full-time Grads	Full-time Employment Rate
11	11	100%	8	73%

Training Related Employment

Available Workforce	# of Training Related Grads	Employment Rate	# of Full-time Grads	Full-time Employment Rate
11	9	82%	6	55%

Location of Employment

Saskatoon	Regina	Moose Jaw	Prince Albert	Elsewhere in Sask	Outside Sask
64%	9%	0%	9%	9%	9%

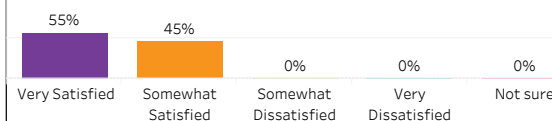
Average Salary

Overall	\$55,585
Full-time Training Related	\$64,466

Salary by Location

	Overall	Full-time Training Related
Saskatoon	49,023	66,087
Regina	73,632	73,632
Prince Albert	70,000	70,000
Elsewhere in SK	65,000	
Manitoba	46,522	46,522

Overall Satisfaction with the Program



Satisfaction with Sask Polytech

Satisfied with the decision to attend Saskpolytech	Recommend program to others	Recommend Saskpolytech to others
100%	82%	100%

Satisfaction with Campus Facilities & Services

% Satisfied % Dissatisfied % Not sure

Campus facilities



Campus activities



Instruction delivered



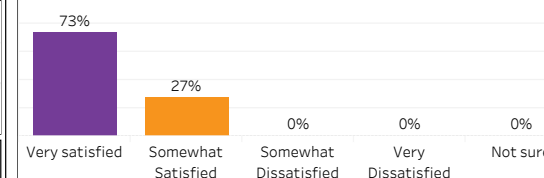
Student support services



Educational experience

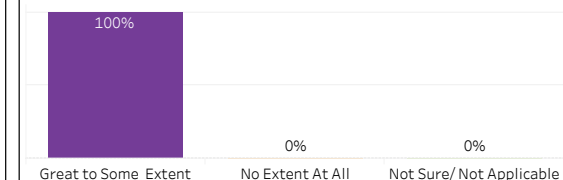


Relevance of Program to the Field of Employment

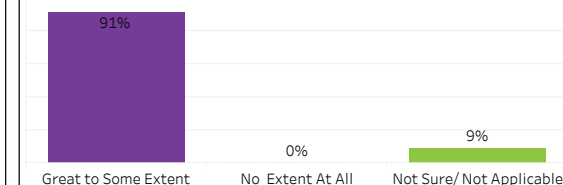


Program Benefits

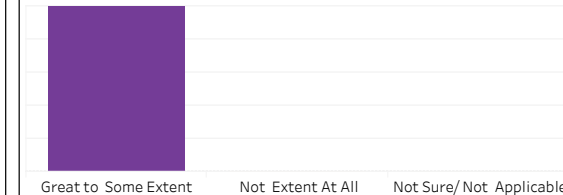
Skills and knowledge relevant in the workplace



Improved earning potential



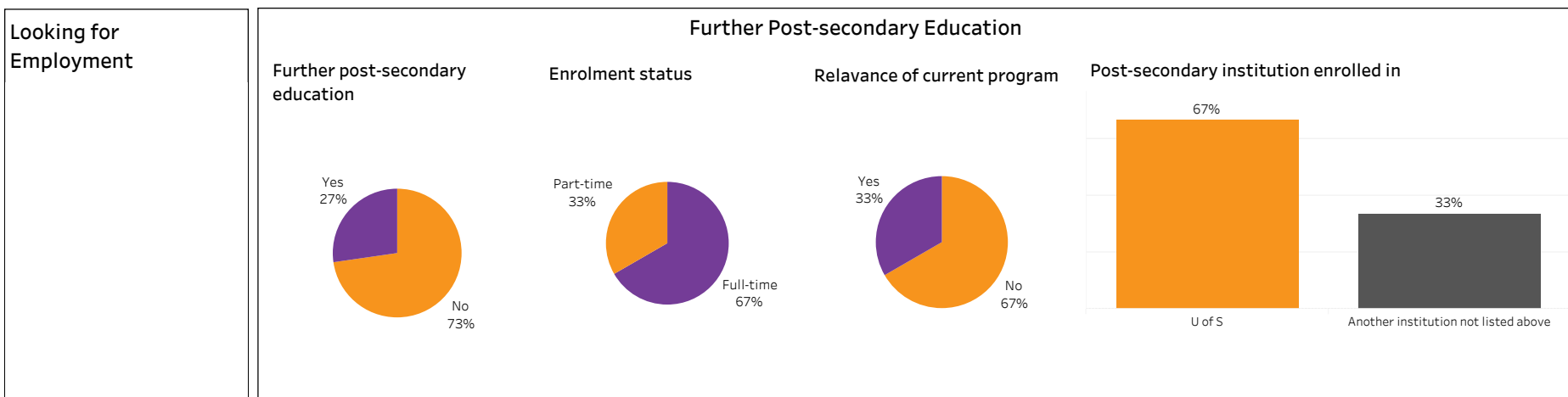
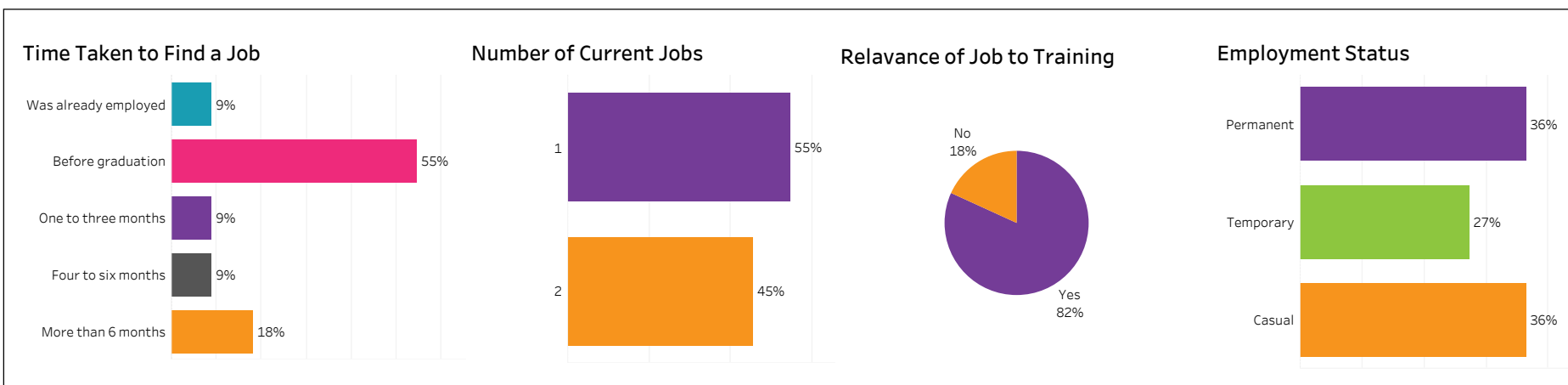
Improved employment opportunities



2016-17 Graduate Follow-up Survey: Survey Summary (2/2)

Saskatoon, Health Sciences, Medical Radiologic Technology, DIP, Base

Number of Respondents: **11**





2016-17 Graduate Follow-up Survey: Survey Summary (1/2)

Saskatoon, Health Sciences, Pharmacy Technician, CERT, Base

Gender
☒ Female
☒ Gender Unknown
☒ Male

Citizenship
☒ Canadian
☒ Citizenship Unknown
☒ Permanent Resident
☒ Student Visa

Indigenous
☒ Indigenous
☒ Non-Indigenous

Number of Respondents: **8**

Overall Employment

Available Workforce	# of Grads Employed	Employment Rate	# of Full-time Grads	Full-time Employment Rate
8	8	100%	8	100%

Training Related Employment

Available Workforce	# of Training Related Grads	Employment Rate	# of Full-time Grads	Full-time Employment Rate
8	8	100%	8	100%

Location of Employment

Saskatoon	Regina	Moose Jaw	Prince Albert	Elsewhere in Sask	Outside Sask
75%	25%	0%	0%	0%	0%

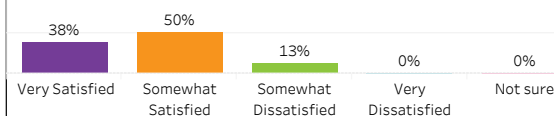
Average Salary

Overall	\$45,458
Full-time Training Related	\$45,458

Salary by Location

	Overall	Full-time Training Related
Saskatoon	41,915	41,915
Regina	56,087	56,087

Overall Satisfaction with the Program



Satisfaction with Sask Polytech

Satisfied with the decision to attend Saskpolytech	Recommend program to others	Recommend Saskpolytech to others
100%	75%	100%

Satisfaction with Campus Facilities & Services

■ % Satisfied ■ % Dissatisfied ■ % Not sure

Campus facilities



Campus activities



Instruction delivered



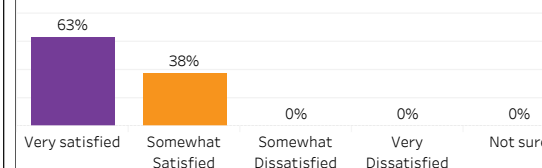
Student support services



Educational experience

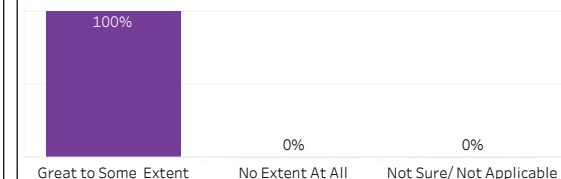


Relevance of Program to the Field of Employment

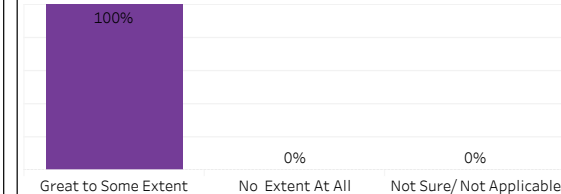


Program Benefits

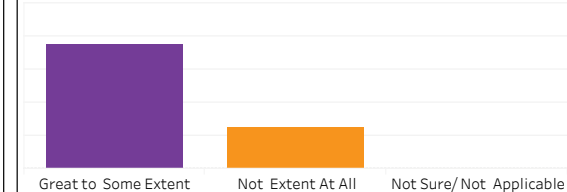
Skills and knowledge relevant in the workplace



Improved earning potential



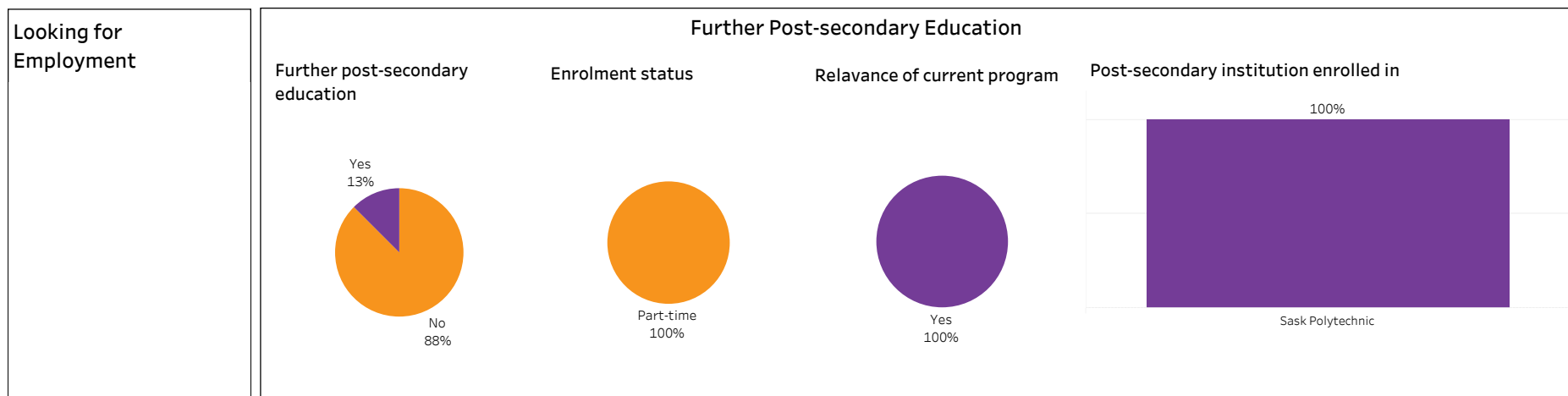
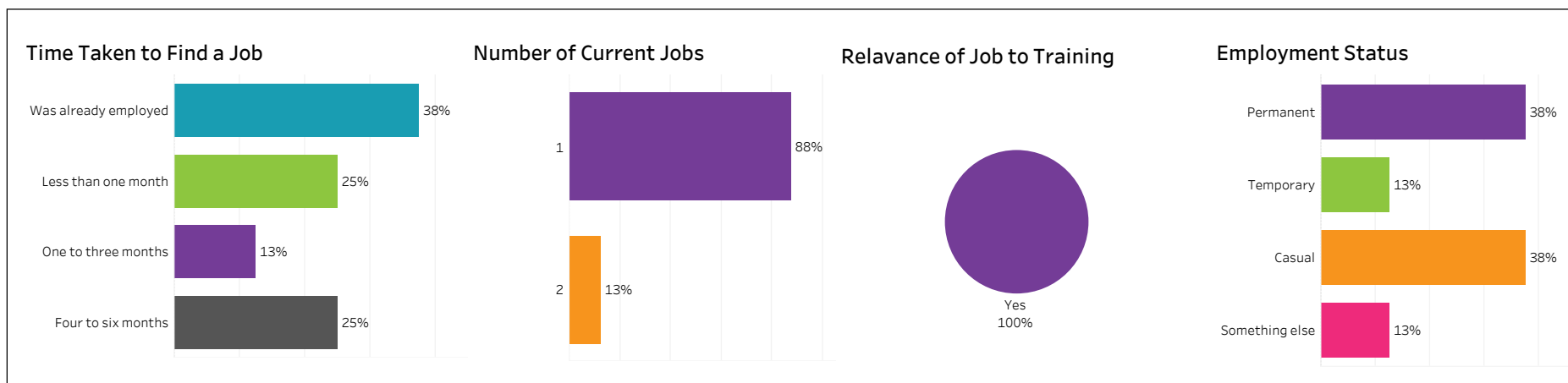
Improved employment opportunities



2016-17 Graduate Follow-up Survey: Survey Summary (2/2)

Saskatoon, Health Sciences, Pharmacy Technician, CERT, Base

Number of Respondents: 8



Institutional Research and Analysis (IR & A)



2016-17 Graduate Follow-up Survey: Survey Summary (1/2)

Saskatoon, Health Sciences, Phlebotomy, APCERT, Con Ed - Sask Poly Delivered

Gender
☒ Female
☒ Gender Unknown
☒ Male

Citizenship
☒ Canadian
☒ Citizenship Unknown
☒ Permanent Resident
☒ Student Visa

Indigenous
☒ Indigenous
☒ Non-Indigenous

Number of Respondents: **17**

Overall Employment

Available Workforce	# of Grads Employed	Employment Rate	# of Full-time Grads	Full-time Employment Rate
14	14	100%	8	57%

Training Related Employment

Available Workforce	# of Training Related Grads	Employment Rate	# of Full-time Grads	Full-time Employment Rate
14	11	79%	7	50%

Location of Employment

Saskatoon	Regina	Moose Jaw	Prince Albert	Elsewhere in Sask	Outside Sask
86%	14%	0%	0%	0%	0%

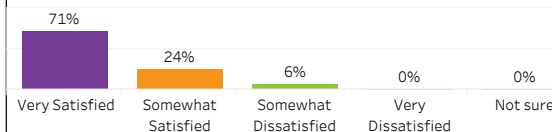
Average Salary

Overall	\$27,299
Full-time Training Related	\$35,632

Salary by Location

	Overall	Full-time Training Related
Saskatoon	27,407	35,632
Regina	26,703	

Overall Satisfaction with the Program



Satisfaction with Sask Polytech

Satisfied with the decision to attend Saskpolytech	Recommend program to others	Recommend Saskpolytech to others
100%	94%	94%

Satisfaction with Campus Facilities & Services

% Satisfied % Dissatisfied % Not sure

Campus facilities



Campus activities



Instruction delivered



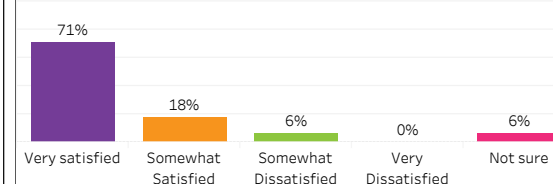
Student support services



Educational experience

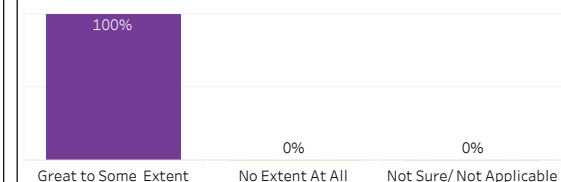


Relevance of Program to the Field of Employment

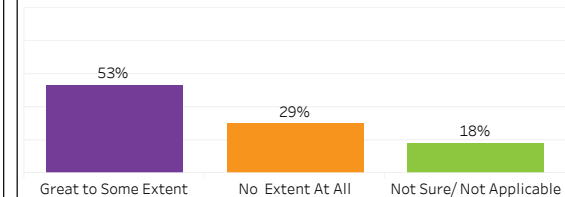


Program Benefits

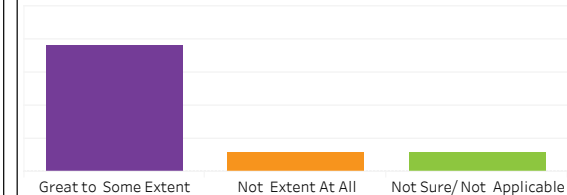
Skills and knowledge relevant in the workplace



Improved earning potential



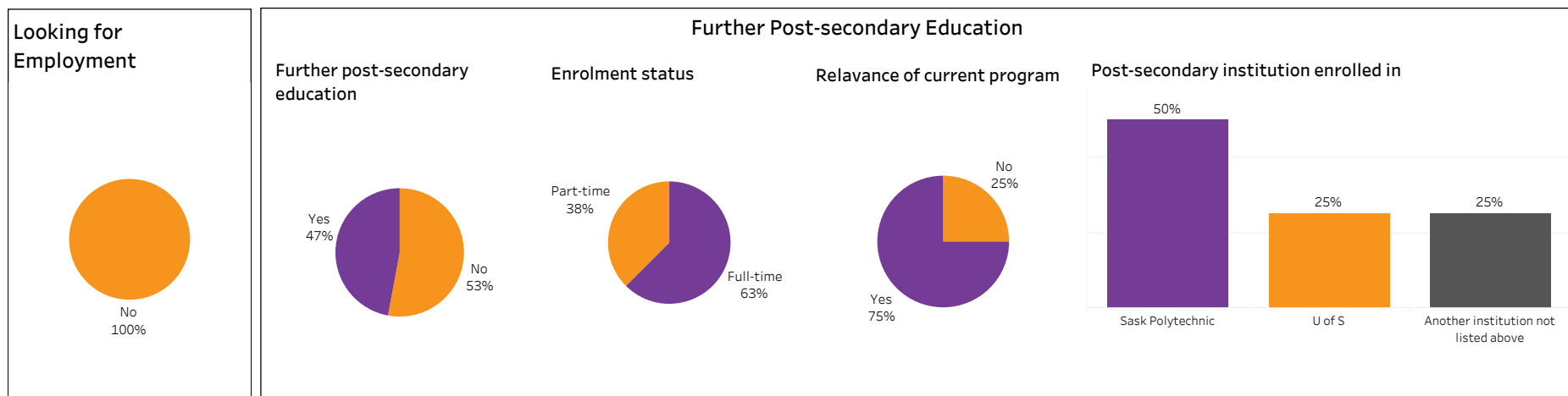
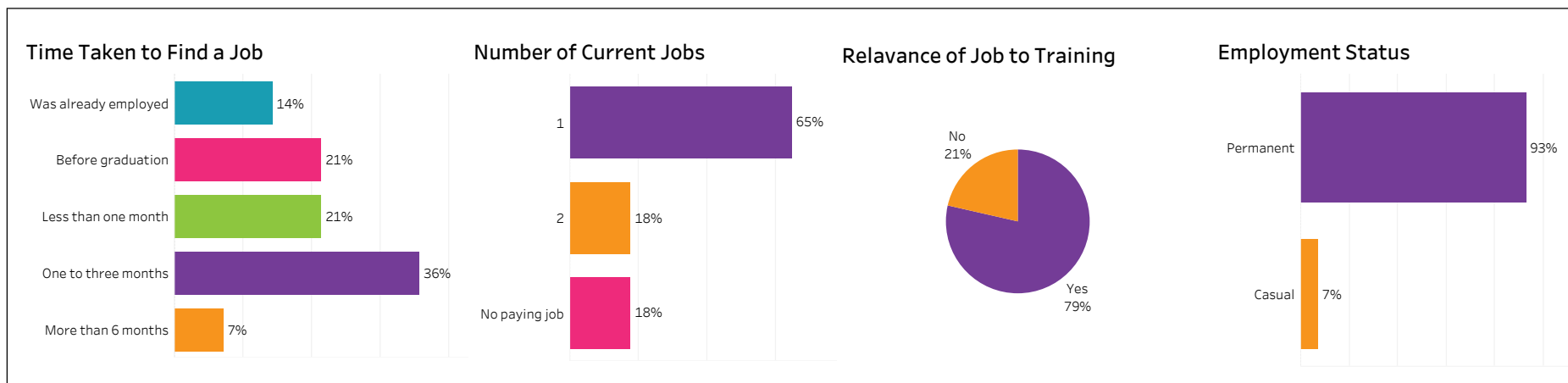
Improved employment opportunities





**2016-17 Graduate Follow-up Survey:
Survey Summary (2/2)**
Saskatoon, Health Sciences, Phlebotomy, APCERT, Con Ed - Sask
Poly Delivered

Number of Respondents: 17



Institutional Research and Analysis (IR & A)



2016-17 Graduate Follow-up Survey: Survey Summary (1/2) Regina, Health Sciences, Primary Care Paramedic, CERT, Base

Gender
☒ Female
☒ Gender Unknown
☒ Male

Citizenship
☒ Canadian
☒ Citizenship Unknown
☒ Permanent Resident
☒ Student Visa

Indigenous
☒ Indigenous
☒ Non-Indigenous

Number of Respondents: 30

Overall Employment

Available Workforce	# of Grads Employed	Employment Rate	# of Full-time Grads	Full-time Employment Rate
29	27	93%	25	86%

Training Related Employment

Available Workforce	# of Training Related Grads	Employment Rate	# of Full-time Grads	Full-time Employment Rate
29	20	69%	20	69%

Location of Employment

Saskatoon	Regina	Moose Jaw	Prince Albert	Elsewhere in Sask	Outside Sask
0%	30%	0%	0%	63%	7%

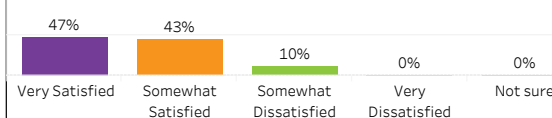
Average Salary

Overall	\$58,129
Full-time Training Related	\$65,107

Salary by Location

	Overall	Full-time Training Related
Regina	52,107	73,413
Elsewhere in SK	62,615	62,615
Manitoba		
Ontario	49,400	

Overall Satisfaction with the Program



Satisfaction with Sask Polytech

Satisfied with the decision to attend Saskpolytech	Recommend program to others	Recommend Saskpolytech to others
100%	93%	97%

Satisfaction with Campus Facilities & Services

% Satisfied % Dissatisfied % Not sure

Campus facilities



Campus activities



Instruction delivered



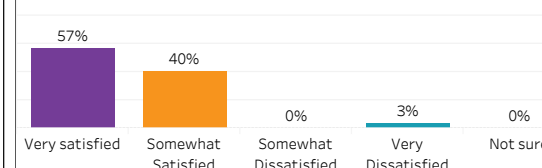
Student support services



Educational experience

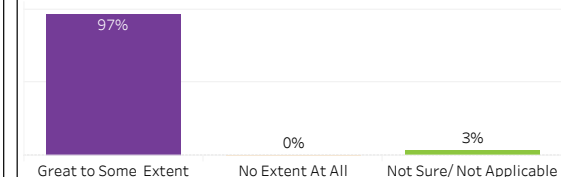


Relevance of Program to the Field of Employment

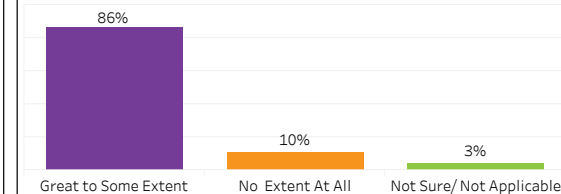


Program Benefits

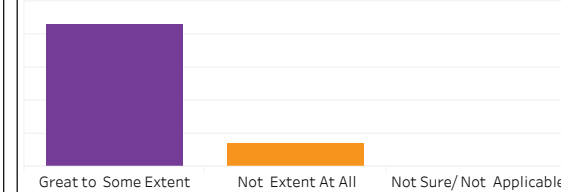
Skills and knowledge relevant in the workplace



Improved earning potential



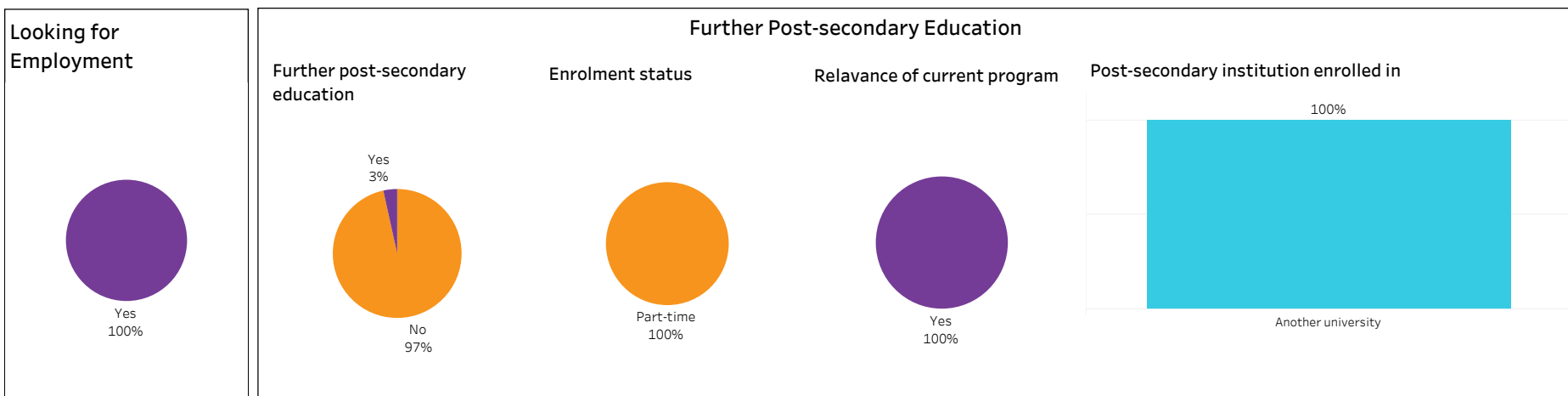
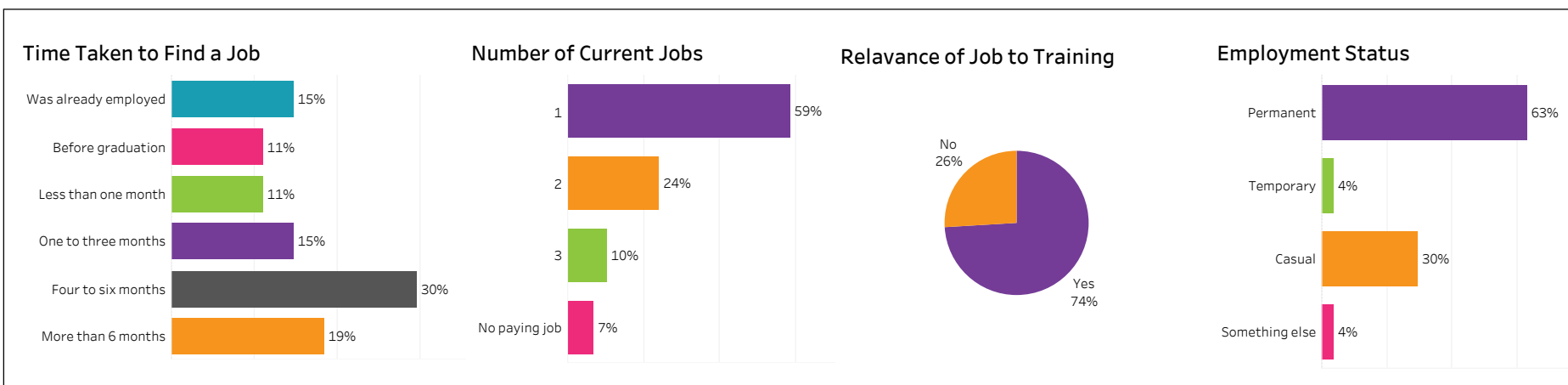
Improved employment opportunities



2016-17 Graduate Follow-up Survey: Survey Summary (2/2)

Regina, Health Sciences, Primary Care Paramedic, CERT, Base

Number of Respondents: **30**





2016-17 Graduate Follow-up Survey: Survey Summary (1/2)

Saskatoon, Health Sciences, Primary Care Paramedic, CERT, Base

Gender
☒ Female
☒ Gender Unknown
☒ Male

Citizenship
☒ Canadian
☒ Citizenship Unknown
☒ Permanent Resident
☒ Student Visa

Indigenous
☒ Indigenous
☒ Non-Indigenous

Number of Respondents: 30

Overall Employment

Available Workforce	# of Grads Employed	Employment Rate	# of Full-time Grads	Full-time Employment Rate
26	26	100%	22	85%

Training Related Employment

Available Workforce	# of Training Related Grads	Employment Rate	# of Full-time Grads	Full-time Employment Rate
26	17	65%	15	58%

Location of Employment

Saskatoon	Regina	Moose Jaw	Prince Albert	Elsewhere in Sask	Outside Sask
31%	0%	4%	15%	42%	8%

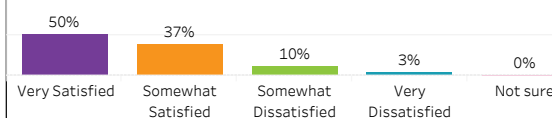
Average Salary

Overall	\$48,784
Full-time Training Related	\$64,574

Salary by Location

	Overall	Full-time Training Related
Saskatoon	42,348	70,079
Moose Jaw		
Prince Albert	63,544	63,544
Elsewhere in SK	53,610	62,990
Alberta	28,288	
British Columbia	23,400	

Overall Satisfaction with the Program



Satisfaction with Sask Polytech

Satisfied with the decision to attend Saskpolytech	Recommend program to others	Recommend Saskpolytech to others
96%	86%	100%

Satisfaction with Campus Facilities & Services

% Satisfied % Dissatisfied % Not sure

Campus facilities



Campus activities



Instruction delivered



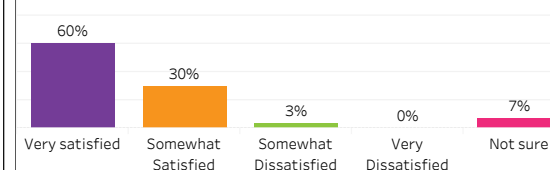
Student support services



Educational experience

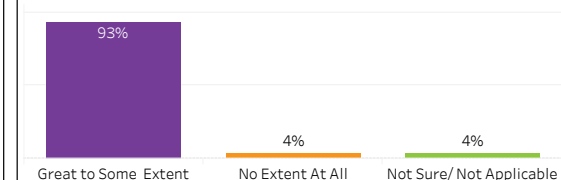


Relevance of Program to the Field of Employment

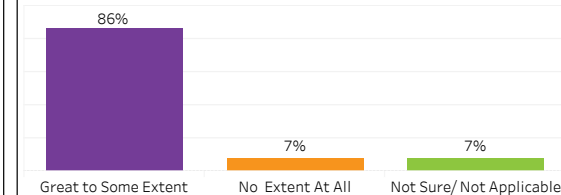


Program Benefits

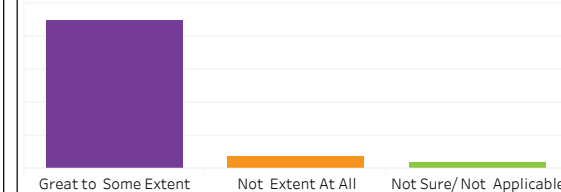
Skills and knowledge relevant in the workplace



Improved earning potential



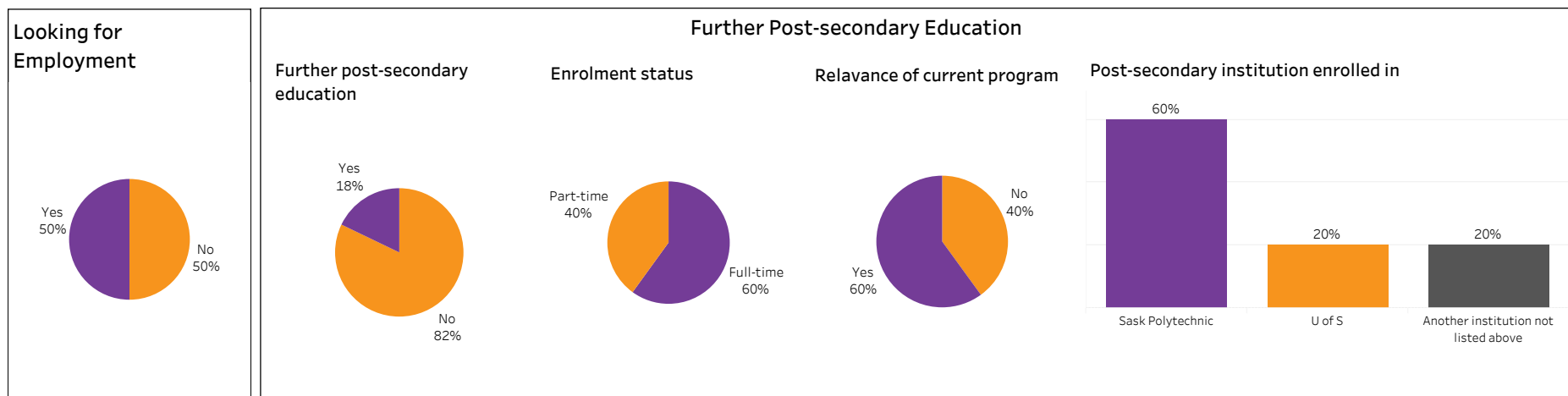
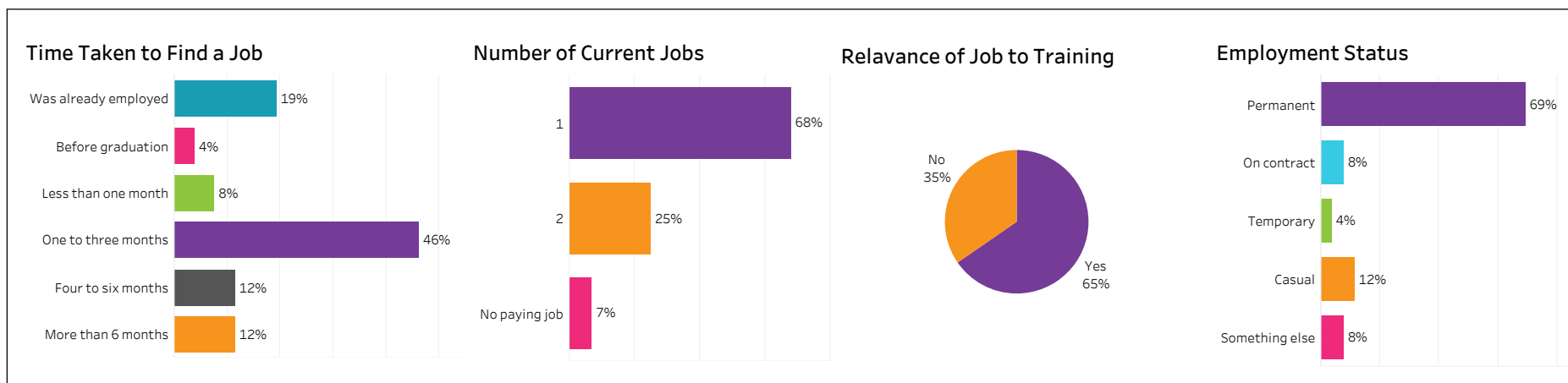
Improved employment opportunities



2016-17 Graduate Follow-up Survey: Survey Summary (2/2)

Saskatoon, Health Sciences, Primary Care Paramedic, CERT,
Base

Number of Respondents: 30



Institutional Research and Analysis (IR & A)



**2016-17 Graduate Follow-up Survey:
Survey Summary (1/2)**
**Regina, Health Sciences, Primary Care Paramedic,
CERT, Con Ed - Brokered**

Gender
☒ Female
☒ Gender Unknown
☒ Male

Citizenship
☒ Canadian
☒ Citizenship Unknown
☒ Permanent Resident
☒ Student Visa

Indigenous
☒ Indigenous
☒ Non-Indigenous

Number of Respondents: **10**

Overall Employment

Available Workforce	# of Grads Employed	Employment Rate	# of Full-time Grads	Full-time Employment Rate
10	10	100%	6	60%

Training Related Employment

Available Workforce	# of Training Related Grads	Employment Rate	# of Full-time Grads	Full-time Employment Rate
10	9	90%	5	50%

Location of Employment

Saskatoon	Regina	Moose Jaw	Prince Albert	Elsewhere in Sask	Outside Sask
0%	10%	0%	10%	80%	0%

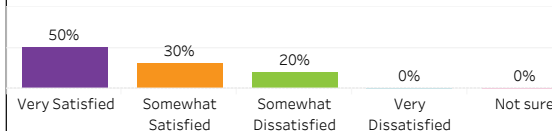
Average Salary

Overall	\$48,091
Full-time Training Related	\$47,530

Salary by Location

	Overall	Full-time Training Related
Regina	42,588	42,588
Prince Albert	68,640	68,640
Elsewhere in SK	45,942	43,488

Overall Satisfaction with the Program



Satisfaction with Sask Polytech

Satisfied with the decision to attend Saskpolytech	Recommend program to others	Recommend Saskpolytech to others
100%	90%	90%

Satisfaction with Campus Facilities & Services

■ % Satisfied ■ % Dissatisfied ■ % Not sure

Campus facilities



Campus activities



Instruction delivered



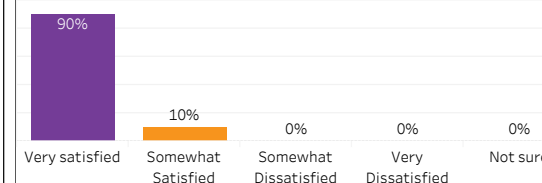
Student support services



Educational experience

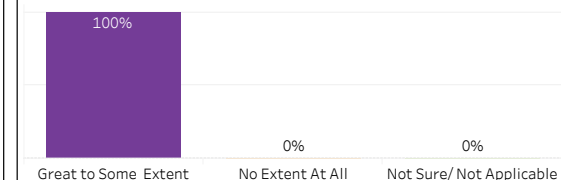


Relevance of Program to the Field of Employment

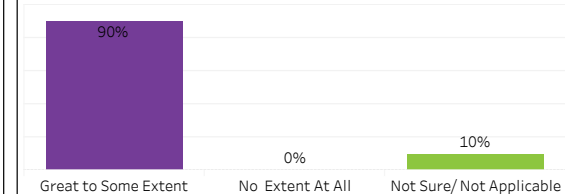


Program Benefits

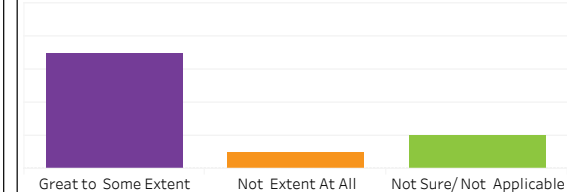
Skills and knowledge relevant in the workplace



Improved earning potential




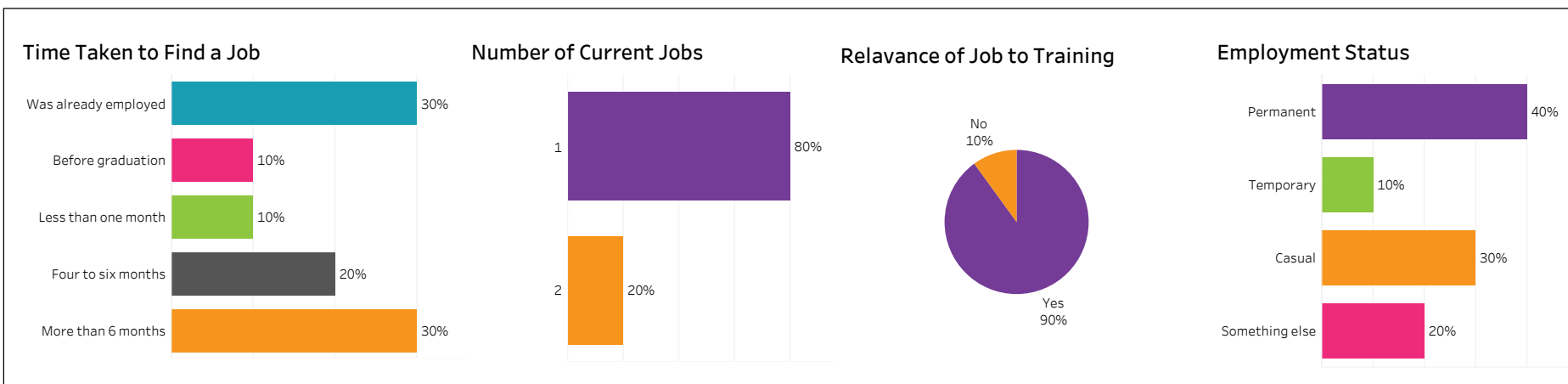
Improved employment opportunities





2016-17 Graduate Follow-up Survey:
Survey Summary (2/2)
 Regina, Health Sciences, Primary Care Paramedic, CERT, Con Ed
 - Brokered

Number of Respondents: 10



Institutional Research and Analysis (IR & A)



2016-17 Graduate Follow-up Survey: Survey Summary (1/2) Saskatoon, Health Sciences, Therapeutic Recreation, DIP, Base

Gender
☒ Female
☒ Gender Unknown
☒ Male

Citizenship
☒ Canadian
☒ Citizenship Unknown
☒ Permanent Resident
☒ Student Visa

Indigenous
☒ Indigenous
☒ Non-Indigenous

Number of Respondents: **12**

Overall Employment

Available Workforce	# of Grads Employed	Employment Rate	# of Full-time Grads	Full-time Employment Rate
12	12	100%	10	83%

Training Related Employment

Available Workforce	# of Training Related Grads	Employment Rate	# of Full-time Grads	Full-time Employment Rate
12	8	67%	8	67%

Location of Employment

Saskatoon	Regina	Moose Jaw	Prince Albert	Elsewhere in Sask	Outside Sask
67%	8%	0%	8%	8%	8%

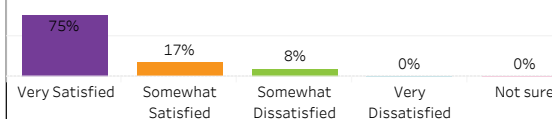
Average Salary

Overall	\$36,081
Full-time Training Related	\$41,372

Salary by Location

	Overall	Full-time Training Related
Saskatoon	38,268	41,647
Regina	23,920	
Prince Albert	31,200	
Elsewhere in SK		
British Columbia	40,000	40,000

Overall Satisfaction with the Program



Satisfaction with Sask Polytech

Satisfied with the decision to attend Saskpolytech	Recommend program to others	Recommend Saskpolytech to others
92%	83%	92%

Satisfaction with Campus Facilities & Services

% Satisfied % Dissatisfied % Not sure

Campus facilities



Campus activities



Instruction delivered



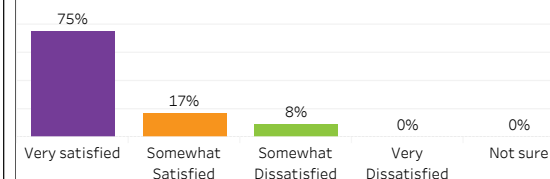
Student support services



Educational experience

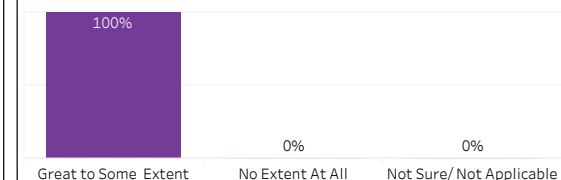


Relevance of Program to the Field of Employment

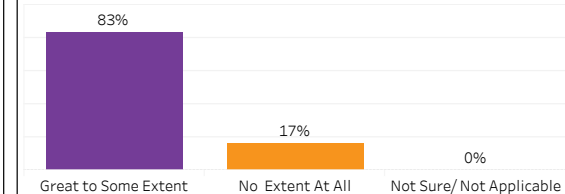


Program Benefits

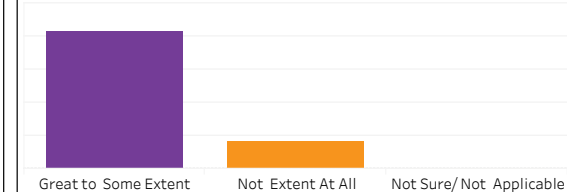
Skills and knowledge relevant in the workplace



Improved earning potential



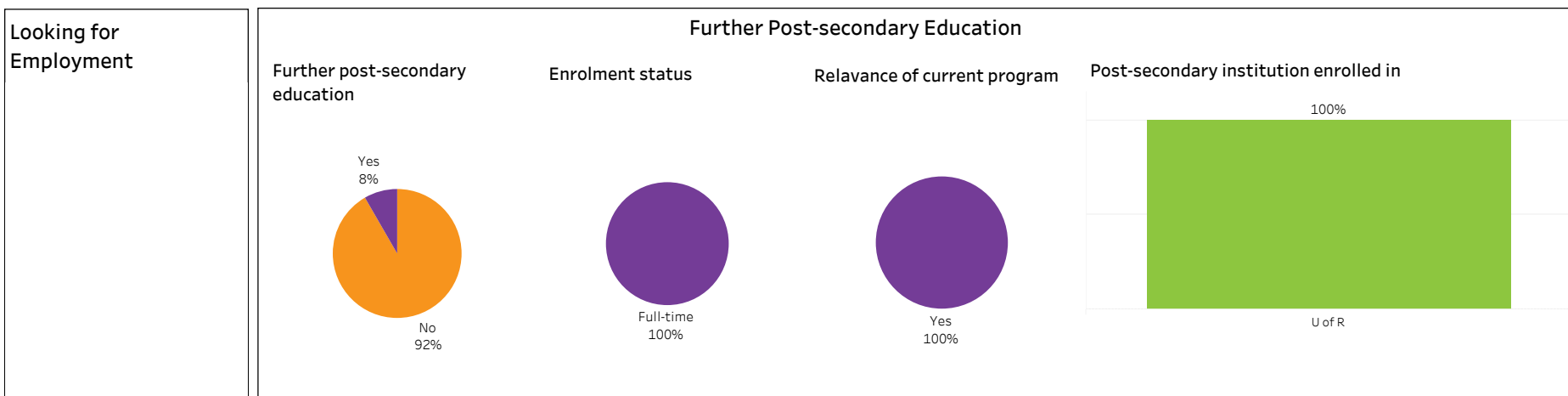
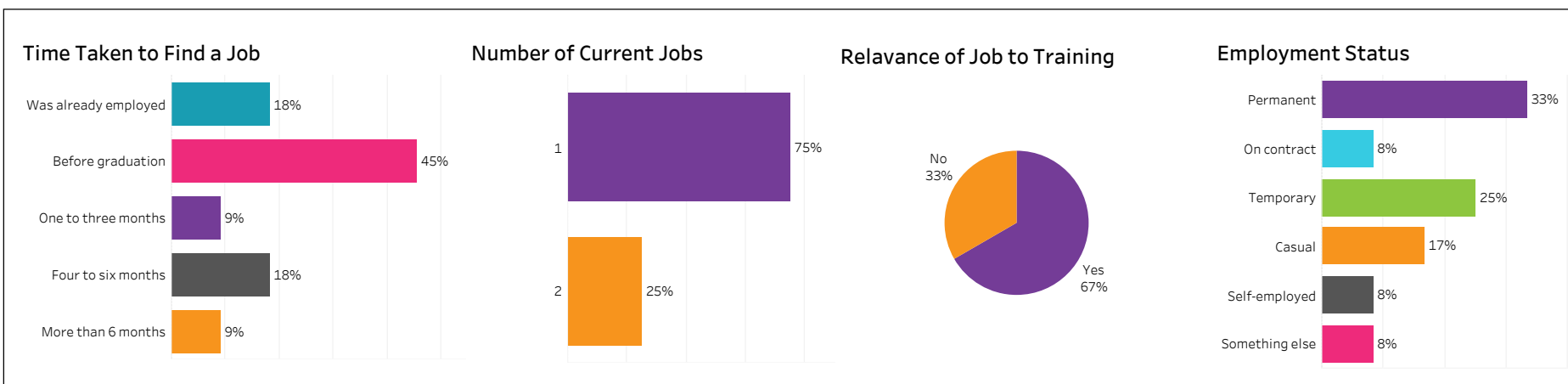
Improved employment opportunities



2016-17 Graduate Follow-up Survey: Survey Summary (2/2)

Saskatoon, Health Sciences, Therapeutic Recreation, DIP, Base

Number of Respondents: 12



Institutional Research and Analysis (IR & A)



2016-17 Graduate Follow-up Survey: Survey Summary (1/2) Saskatoon, Health Sciences, Therapeutic Recreation, DIP, Con Ed - Sask Poly Delivered

Gender
☒ Female
☒ Gender Unknown
☒ Male

Citizenship
☒ Canadian
☒ Citizenship Unknown
☒ Permanent Resident
☒ Student Visa

Indigenous
☒ Indigenous
☒ Non-Indigenous

Number of Respondents: **4**

Overall Employment

Available Workforce	# of Grads Employed	Employment Rate	# of Full-time Grads	Full-time Employment Rate
4	4	100%	2	50%

Training Related Employment

Available Workforce	# of Training Related Grads	Employment Rate	# of Full-time Grads	Full-time Employment Rate
4	4	100%	2	50%

Location of Employment

Saskatoon	Regina	Moose Jaw	Prince Albert	Elsewhere in Sask	Outside Sask
50%	0%	25%	0%	0%	25%

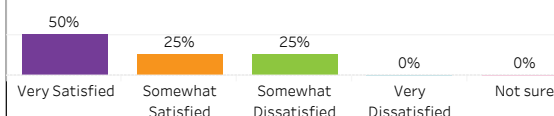
Average Salary

Overall	\$49,342
Full-time Training Related	\$70,000

Salary by Location

	Overall	Full-time Training Related
Saskatoon	28,684	
Moose Jaw	40,000	40,000
Ontario	100,000	100,000

Overall Satisfaction with the Program



Satisfaction with Sask Polytech

Satisfied with the decision to attend Saskpolytech	Recommend program to others	Recommend Saskpolytech to others
100%	75%	100%

Satisfaction with Campus Facilities & Services

% Satisfied % Dissatisfied % Not sure

Campus facilities



Campus activities



Instruction delivered



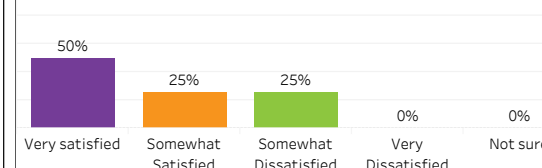
Student support services



Educational experience

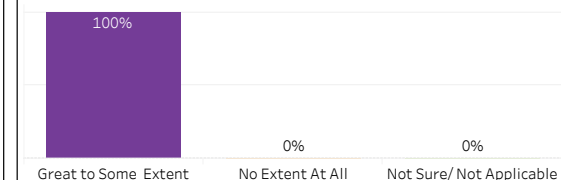


Relevance of Program to the Field of Employment

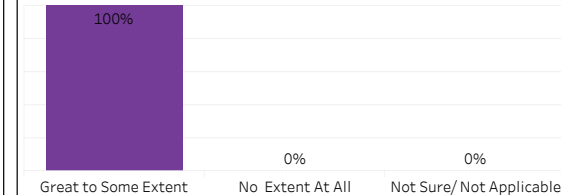


Program Benefits

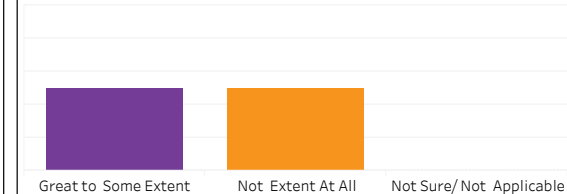
Skills and knowledge relevant in the workplace



Improved earning potential




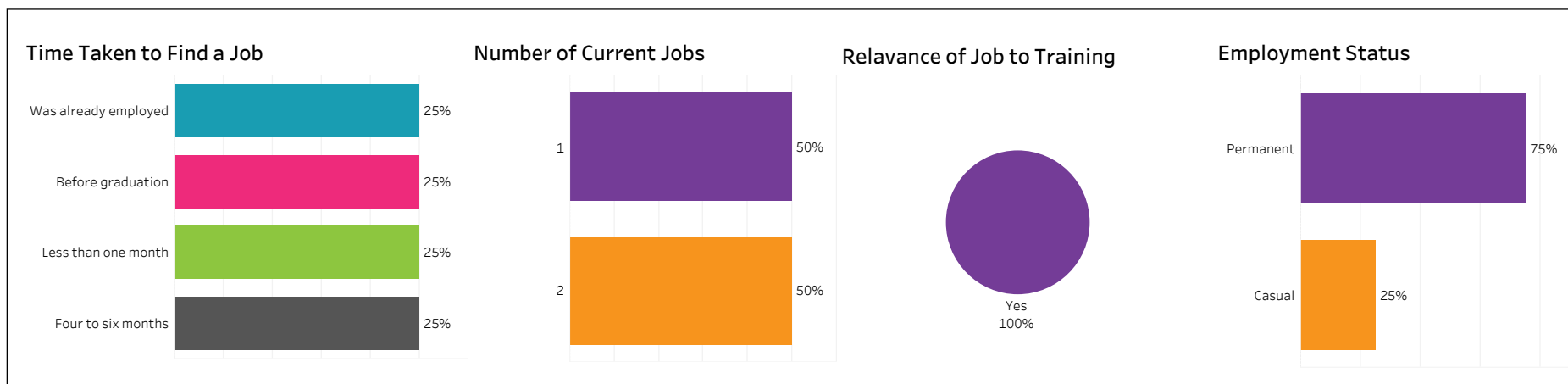
Improved employment opportunities





2016-17 Graduate Follow-up Survey:
Survey Summary (2/2)
Saskatoon, Health Sciences, Therapeutic Recreation, DIP, Con
Ed - Sask Poly Delivered

Number of Respondents: 4



Institutional Research and Analysis (IR & A)



2016-17 Graduate Follow-up Survey: Survey Summary (1/2) Saskatoon, Animal and BioScience, Veterinary Technology, DIP, Base

Gender
☒ Female
☒ Gender Unknown
☒ Male

Citizenship
☒ Canadian
☒ Citizenship Unknown
☒ Permanent Resident
☒ Student Visa

Indigenous
☒ Indigenous
☒ Non-Indigenous

Number of Respondents: 21

Overall Employment

Available Workforce	# of Grads Employed	Employment Rate	# of Full-time Grads	Full-time Employment Rate
19	19	100%	19	100%

Training Related Employment

Available Workforce	# of Training Related Grads	Employment Rate	# of Full-time Grads	Full-time Employment Rate
19	19	100%	19	100%

Location of Employment

Saskatoon	Regina	Moose Jaw	Prince Albert	Elsewhere in Sask	Outside Sask
32%	37%	0%	5%	26%	0%

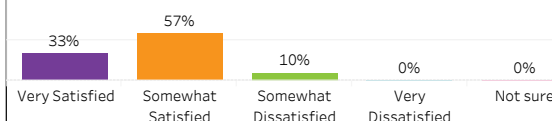
Average Salary

Overall	\$37,771
Full-time Training Related	\$37,771

Salary by Location

	Overall	Full-time Training Related
Saskatoon	33,201	33,201
Regina	42,793	42,793
Prince Albert	24,000	24,000
Elsewhere in SK	38,064	38,064

Overall Satisfaction with the Program



Satisfaction with Sask Polytech

Satisfied with the decision to attend Saskpolytech	Recommend program to others	Recommend Saskpolytech to others
95%	84%	89%

Satisfaction with Campus Facilities & Services

% Satisfied % Dissatisfied % Not sure

Campus facilities



Campus activities



Instruction delivered



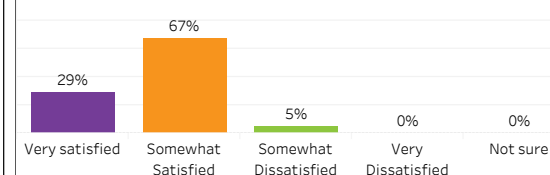
Student support services



Educational experience

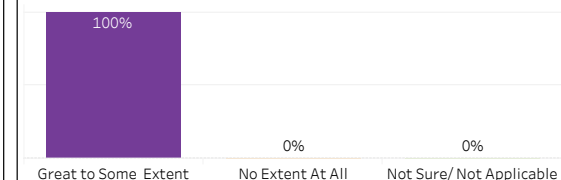


Relevance of Program to the Field of Employment

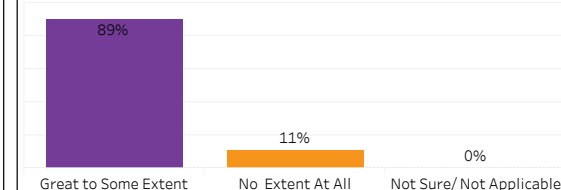


Program Benefits

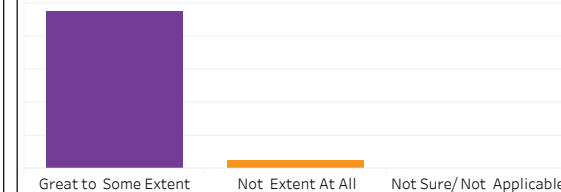
Skills and knowledge relevant in the workplace



Improved earning potential



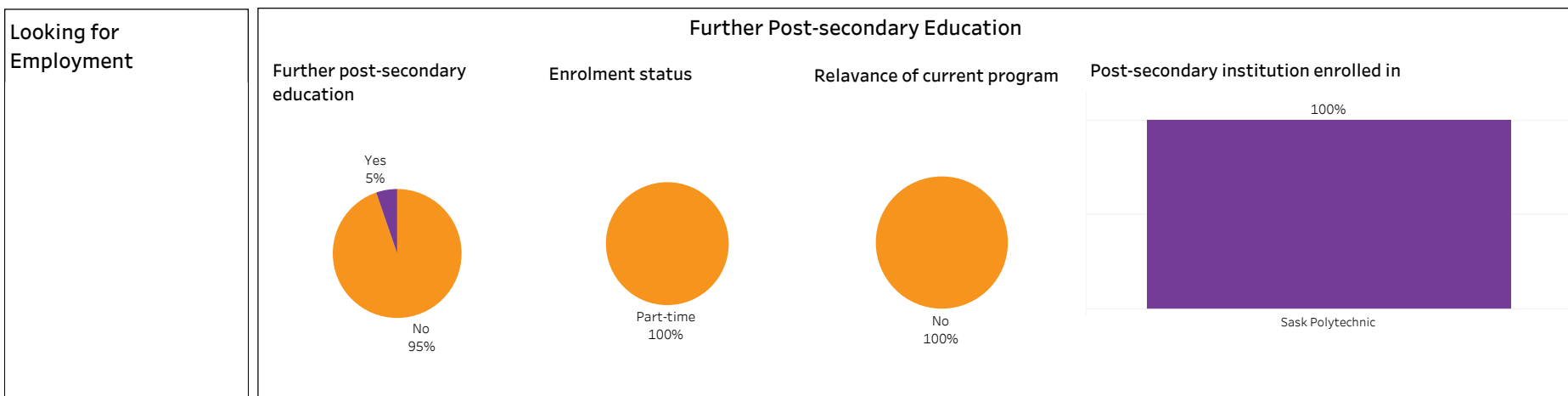
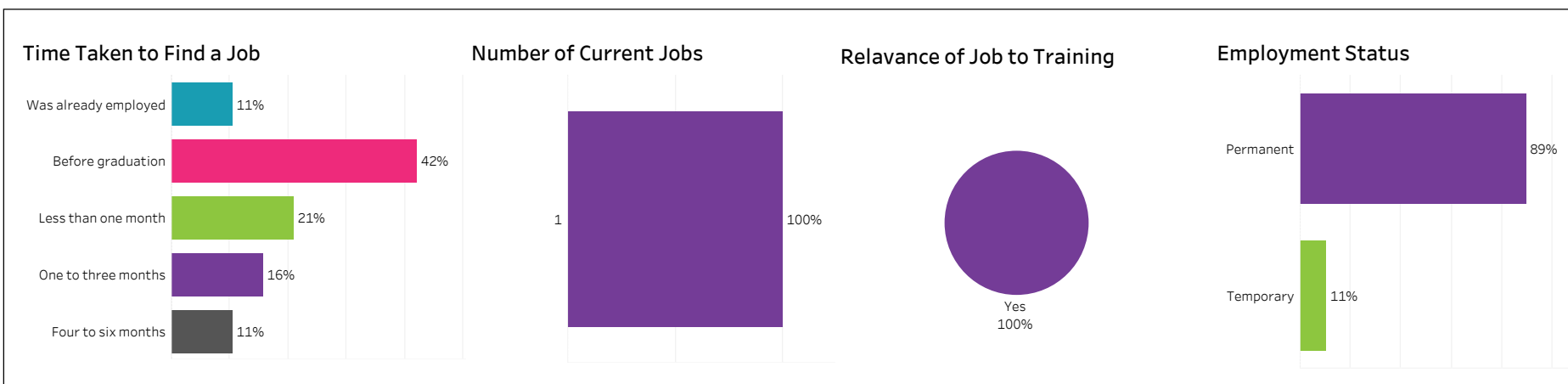
Improved employment opportunities



2016-17 Graduate Follow-up Survey: Survey Summary (2/2)

Saskatoon, Animal and BioScience, Veterinary Technology, DIP, Base

Number of Respondents: 21



Institutional Research and Analysis (IR & A)

School of Hospitality & Tourism



2016-17 Graduate Follow-up Survey: Survey Summary (1/2) All Campuses, Hospitality & Tourism, All Programs, All Credentials, Base and Con Ed

Gender
☒ Female
☒ Gender Unknown
☒ Male

Citizenship
☒ Canadian
☒ Citizenship Unknown
☒ Permanent Resident
☒ Student Visa

Indigenous
☒ Indigenous
☒ Non-Indigenous

Number of Respondents: 100

Overall Employment

Available Workforce	# of Grads Employed	Employment Rate	# of Full-time Grads	Full-time Employment Rate
89	76	85%	60	67%

Training Related Employment

Available Workforce	# of Training Related Grads	Employment Rate	# of Full-time Grads	Full-time Employment Rate
89	62	70%	51	57%

Location of Employment

Saskatoon	Regina	Moose Jaw	Prince Albert	Elsewhere in Sask	Outside Sask
43%	8%	4%	12%	28%	5%

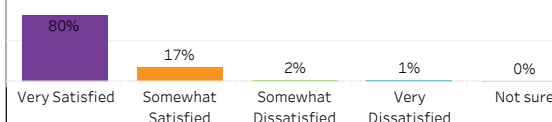
Average Salary



Salary by Location

	Overall	Full-time Training Related
Saskatoon	32,562	33,285
Regina	31,885	33,333
Moose Jaw	28,045	20,228
Prince Albert	21,752	25,547
Elsewhere in SK	32,597	38,653
Alberta	56,672	56,672

Overall Satisfaction with the Program



Satisfaction with Sask Polytech

Satisfied with the decision to attend Saskpolytech	Recommend program to others	Recommend Saskpolytech to others
94%	95%	99%

Satisfaction with Campus Facilities & Services

% Satisfied % Dissatisfied % Not sure

Campus facilities



Campus activities



Instruction delivered



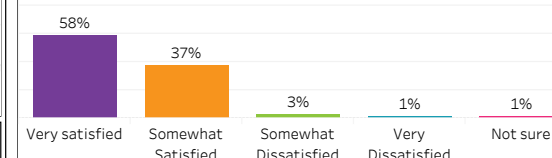
Student support services



Educational experience

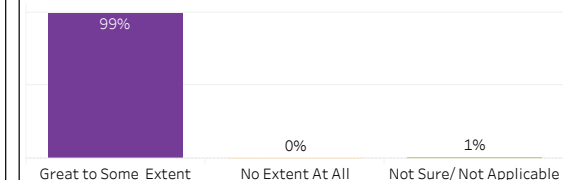


Relevance of Program to the Field of Employment

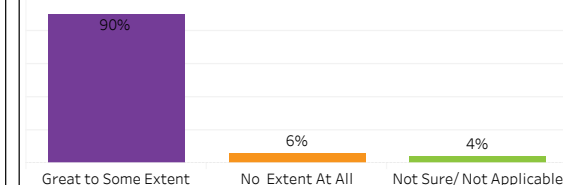


Program Benefits

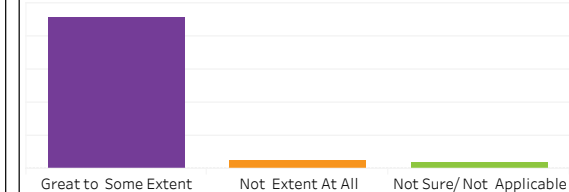
Skills and knowledge relevant in the workplace



Improved earning potential

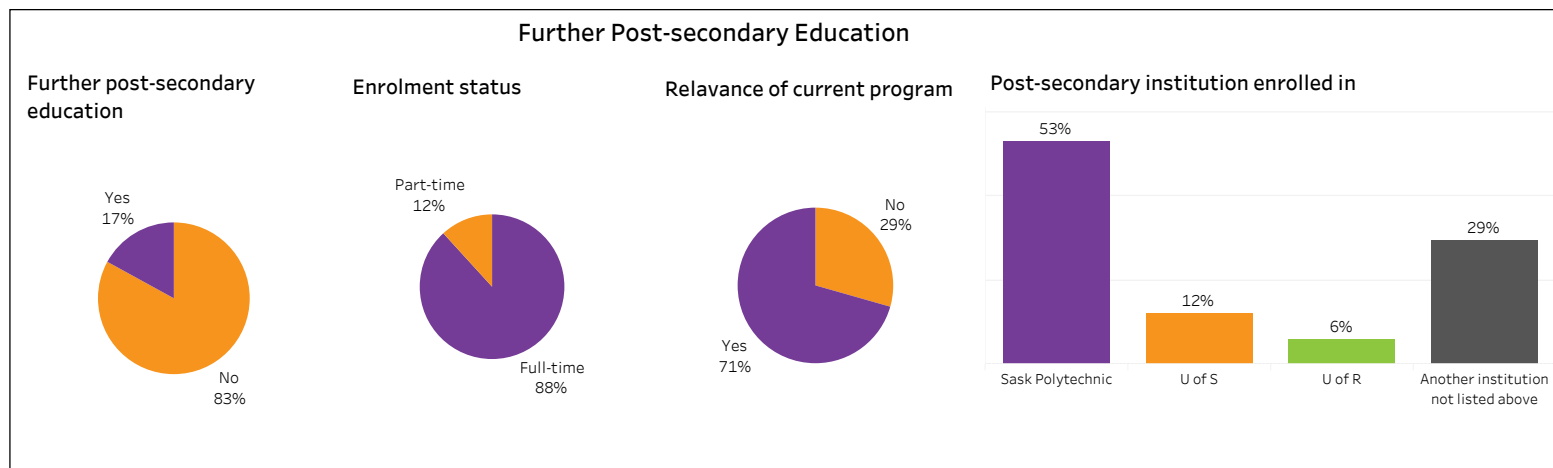
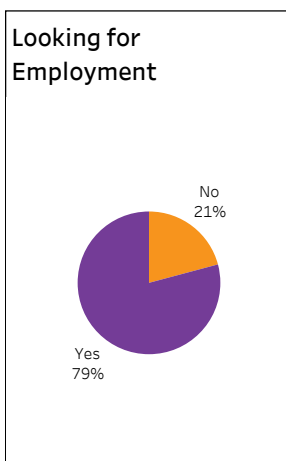
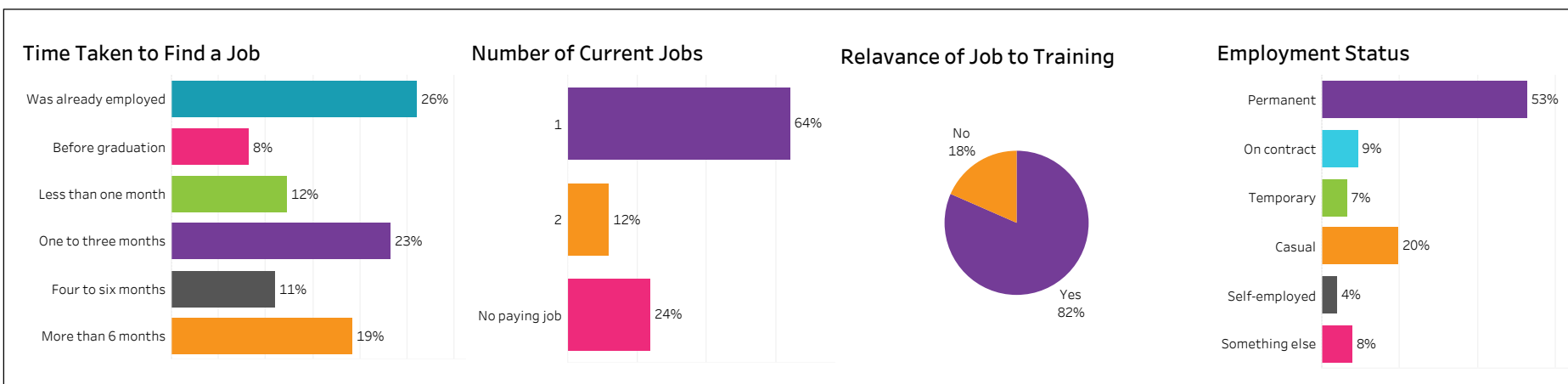


Improved employment opportunities



**2016-17 Graduate Follow-up Survey:
Survey Summary (2/2)**
All Campuses, Hospitality & Tourism, All Programs, All
Credentials, Base and Con Ed

Number of Respondents: 100





2016-17 Graduate Follow-up Survey: Survey Summary (1/2) All Campuses, Hospitality & Tourism, All Programs, All Credentials, Base

Gender
☒ Female
☒ Gender Unknown
☒ Male

Citizenship
☒ Canadian
☒ Citizenship Unknown
☒ Permanent Resident
☒ Student Visa

Indigenous
☒ Indigenous
☒ Non-Indigenous

Number of Respondents: 60

Overall Employment

Available Workforce	# of Grads Employed	Employment Rate	# of Full-time Grads	Full-time Employment Rate
58	52	90%	44	76%

Training Related Employment

Available Workforce	# of Training Related Grads	Employment Rate	# of Full-time Grads	Full-time Employment Rate
58	48	83%	40	69%

Location of Employment

Saskatoon	Regina	Moose Jaw	Prince Albert	Elsewhere in Sask	Outside Sask
54%	8%	2%	10%	21%	6%

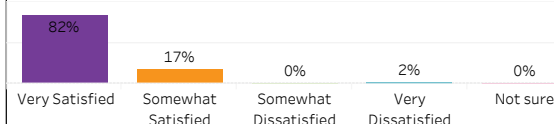
Average Salary



Salary by Location

	Overall	Full-time Training Related
Saskatoon	30,466	32,505
Regina	27,271	33,333
Moose Jaw	17,160	17,160
Prince Albert	24,140	29,067
Elsewhere in SK	38,183	39,961
Alberta	42,108	42,108

Overall Satisfaction with the Program



Satisfaction with Sask Polytech

Satisfied with the decision to attend Saskpolytech	Recommend program to others	Recommend Saskpolytech to others
95%	95%	98%

Satisfaction with Campus Facilities & Services

% Satisfied % Dissatisfied % Not sure

Campus facilities



Campus activities



Instruction delivered



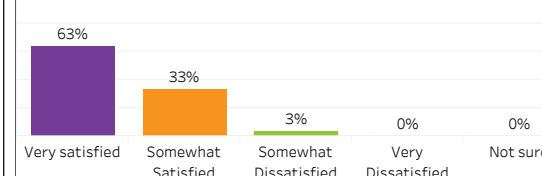
Student support services



Educational experience

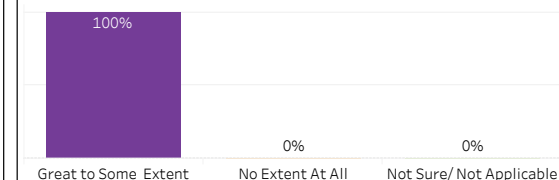


Relevance of Program to the Field of Employment

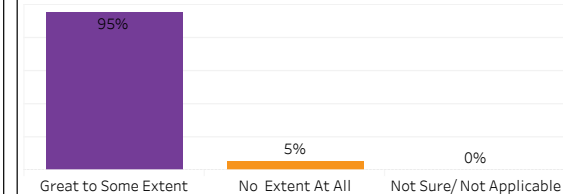


Program Benefits

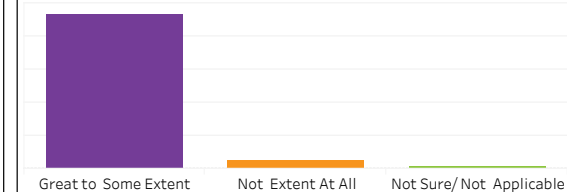
Skills and knowledge relevant in the workplace



Improved earning potential

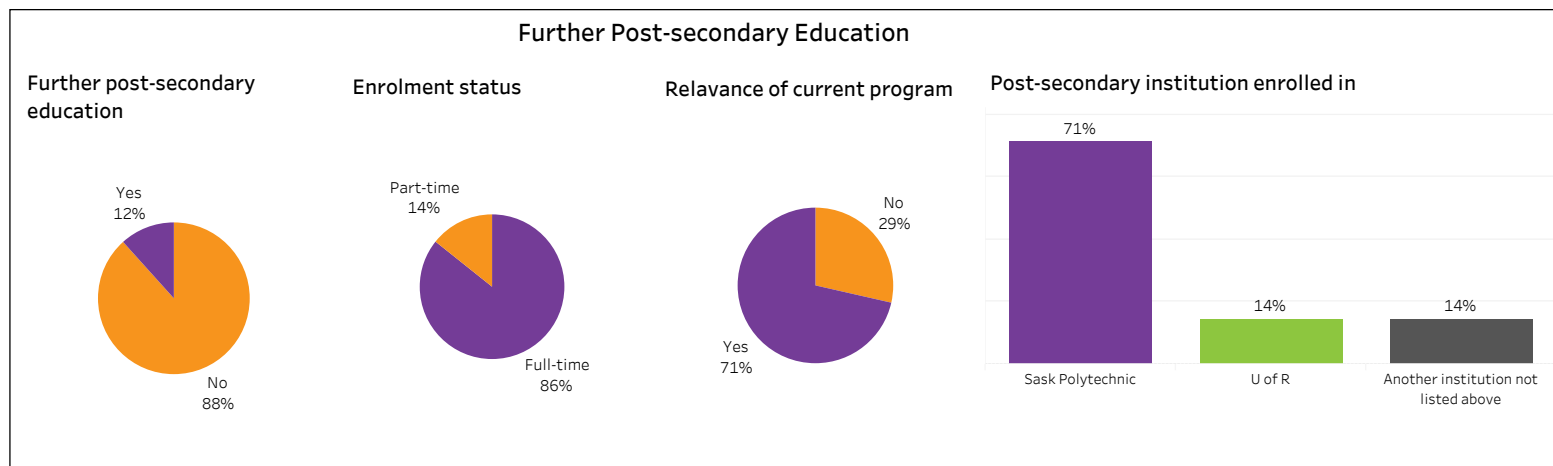
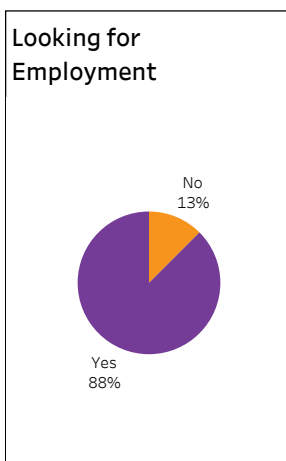
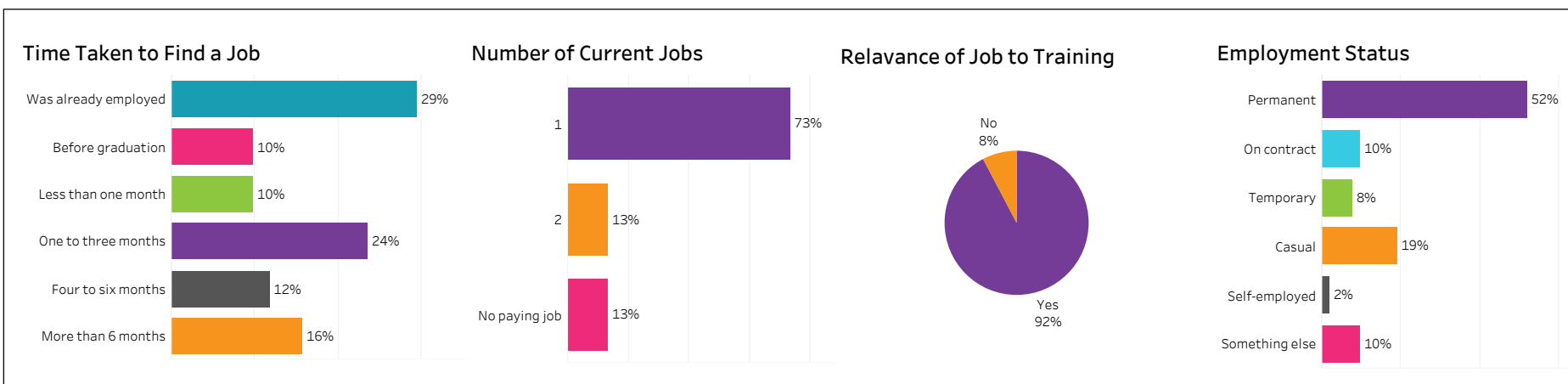


Improved employment opportunities



**2016-17 Graduate Follow-up Survey:
Survey Summary (2/2)**
All Campuses, Hospitality & Tourism, All Programs, All
Credentials, Base

Number of Respondents: 60





2016-17 Graduate Follow-up Survey: Survey Summary (1/2) All Campuses, Hospitality & Tourism, All Programs, All Credentials, Con Ed - Brokered

Gender
☒ Female
☒ Gender Unknown
☒ Male

Citizenship
☒ Canadian
☒ Citizenship Unknown
☒ Permanent Resident
☒ Student Visa

Indigenous
☒ Indigenous
☒ Non-Indigenous

Number of Respondents: **18**

Overall Employment

Available Workforce	# of Grads Employed	Employment Rate	# of Full-time Grads	Full-time Employment Rate
11	10	91%	6	55%

Training Related Employment

Available Workforce	# of Training Related Grads	Employment Rate	# of Full-time Grads	Full-time Employment Rate
11	5	45%	4	36%

Location of Employment

Saskatoon	Regina	Moose Jaw	Prince Albert	Elsewhere in Sask	Outside Sask
30%	0%	0%	0%	70%	0%

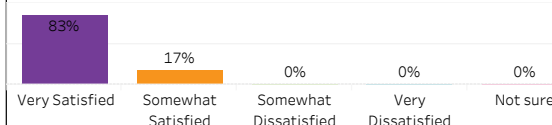
Average Salary



Salary by Location

	Overall	Full-time Training Related
Saskatoon	33,606	30,160
Elsewhere in SK	29,433	35,600

Overall Satisfaction with the Program



Satisfaction with Sask Polytech

Satisfied with the decision to attend Saskpolytech	Recommend program to others	Recommend Saskpolytech to others
94%	94%	100%

Satisfaction with Campus Facilities & Services

% Satisfied % Dissatisfied % Not sure

Campus facilities



Campus activities



Instruction delivered



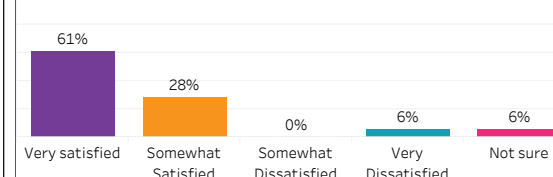
Student support services



Educational experience

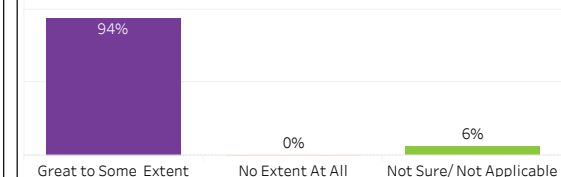


Relevance of Program to the Field of Employment

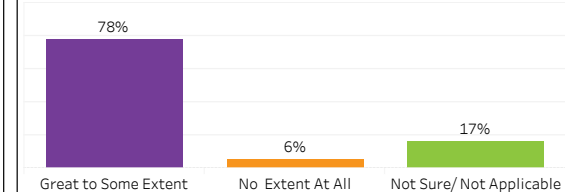


Program Benefits

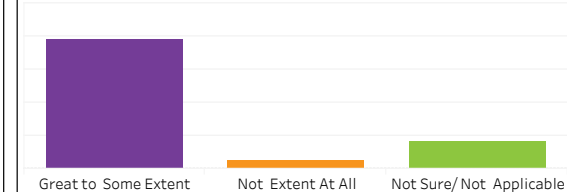
Skills and knowledge relevant in the workplace



Improved earning potential

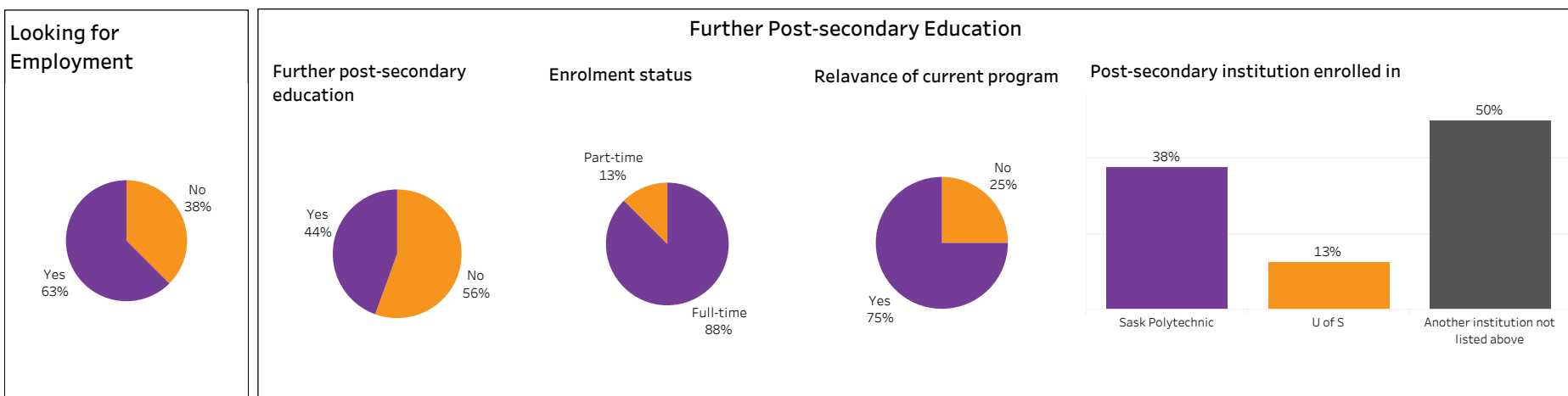
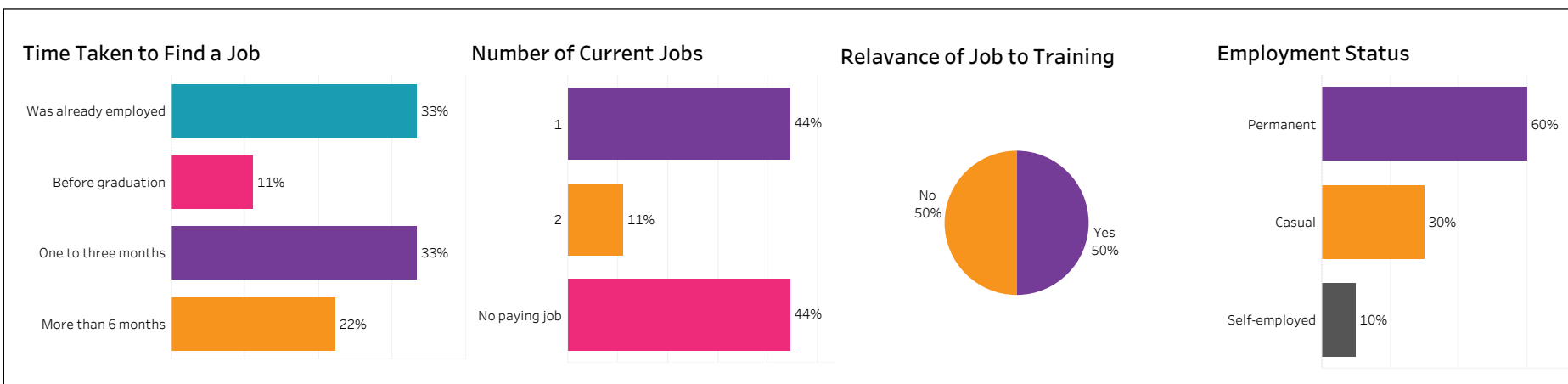


Improved employment opportunities



**2016-17 Graduate Follow-up Survey:
Survey Summary (2/2)**
All Campuses, Hospitality & Tourism, All Programs, All
Credentials, Con Ed - Brokered

Number of Respondents: **18**





**2016-17 Graduate Follow-up Survey:
Survey Summary (1/2)**
All Campuses, Hospitality & Tourism, All Programs,
All Credentials, Con Ed - Sask Poly Delivered

Gender
☒ Female
☒ Gender Unknown
☒ Male

Citizenship
☒ Canadian
☒ Citizenship Unknown
☒ Permanent Resident
☒ Student Visa

Indigenous
☒ Indigenous
☒ Non-Indigenous

Number of Respondents: **22**

Overall Employment

Available Workforce	# of Grads Employed	Employment Rate	# of Full-time Grads	Full-time Employment Rate
20	14	70%	10	50%

Training Related Employment

Available Workforce	# of Training Related Grads	Employment Rate	# of Full-time Grads	Full-time Employment Rate
20	9	45%	7	35%

Location of Employment

Saskatoon	Regina	Moose Jaw	Prince Albert	Elsewhere in Sask	Outside Sask
14%	14%	14%	29%	21%	7%

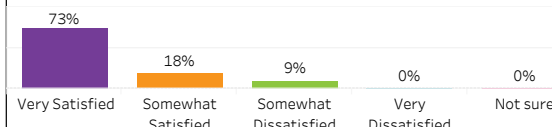
Average Salary



Salary by Location

	Overall	Full-time Training Related
Saskatoon	57,200	52,000
Regina	41,113	
Moose Jaw	33,488	23,296
Prince Albert	19,364	20,267
Elsewhere in SK	1,300	
Alberta	85,800	85,800

Overall Satisfaction with the Program



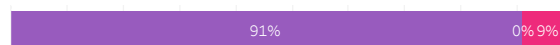
Satisfaction with Sask Polytech

Satisfied with the decision to attend Saskpolytech	Recommend program to others	Recommend Saskpolytech to others
91%	95%	100%

Satisfaction with Campus Facilities & Services

■ % Satisfied ■ % Dissatisfied ■ % Not sure

Campus facilities



Campus activities



Instruction delivered



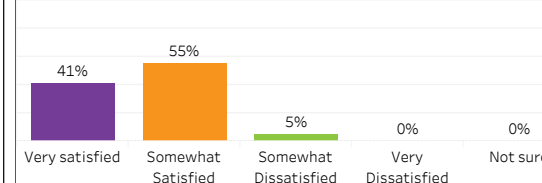
Student support services



Educational experience

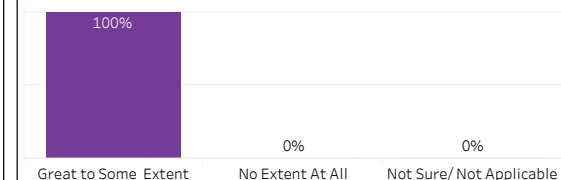


Relevance of Program to the Field of Employment

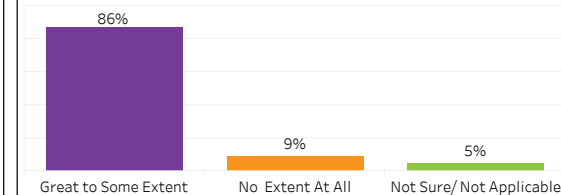


Program Benefits

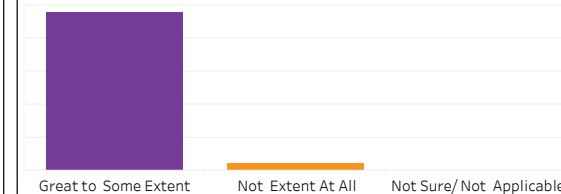
Skills and knowledge relevant in the workplace



Improved earning potential

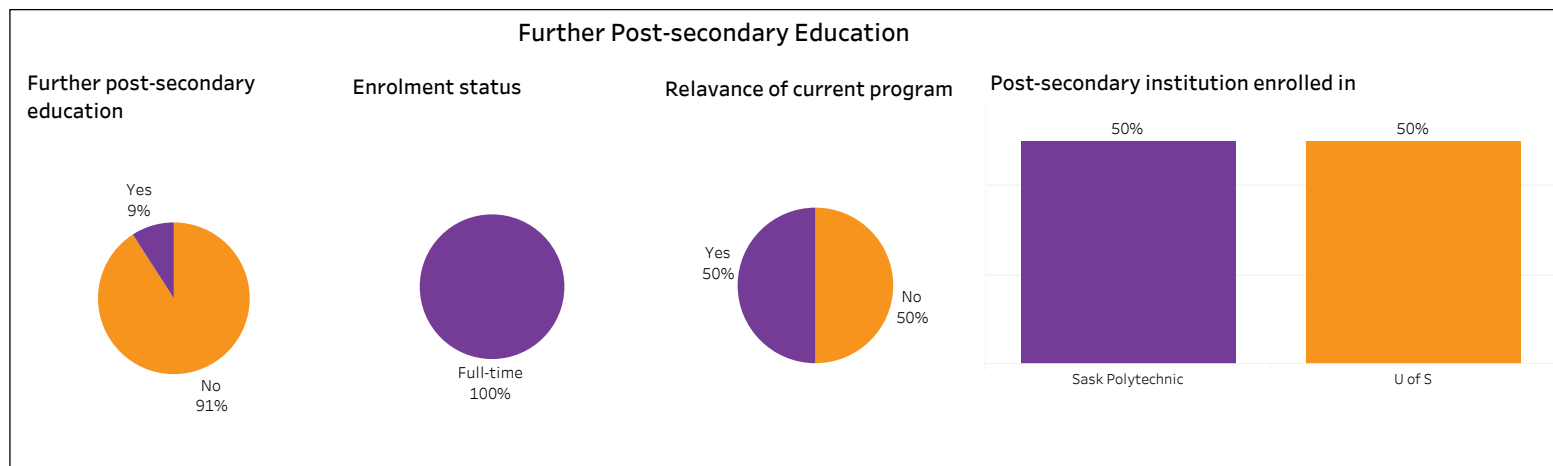
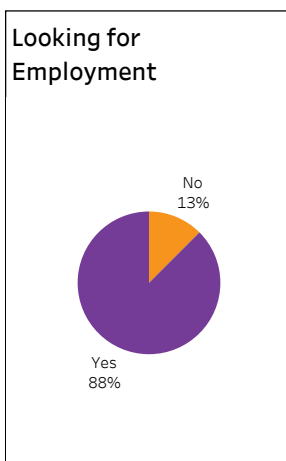
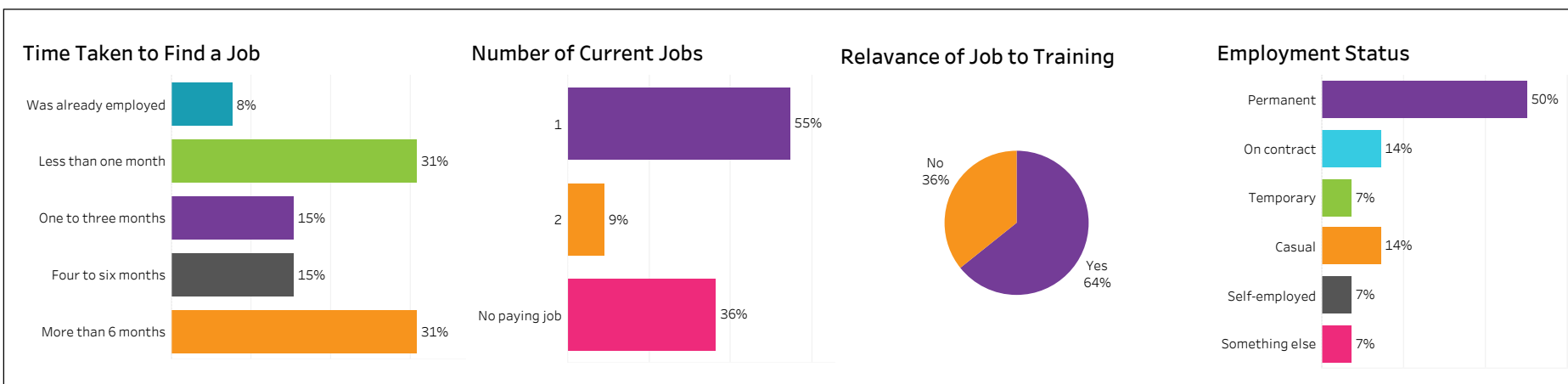


Improved employment opportunities



**2016-17 Graduate Follow-up Survey:
Survey Summary (2/2)**
All Campuses, Hospitality & Tourism, All Programs, All
Credentials, Con Ed - Sask Poly Delivered

Number of Respondents: 22





2016-17 Graduate Follow-up Survey: Survey Summary (1/2) Saskatoon, Hospitality & Tourism, Culinary Arts, DIP, Base

Gender
☒ Female
☒ Gender Unknown
☒ Male

Citizenship
☒ Canadian
☒ Citizenship Unknown
☒ Permanent Resident
☒ Student Visa

Indigenous
☒ Indigenous
☒ Non-Indigenous

Number of Respondents: **18**

Overall Employment

Available Workforce	# of Grads Employed	Employment Rate	# of Full-time Grads	Full-time Employment Rate
18	17	94%	15	83%

Training Related Employment

Available Workforce	# of Training Related Grads	Employment Rate	# of Full-time Grads	Full-time Employment Rate
18	17	94%	15	83%

Location of Employment

Saskatoon	Regina	Moose Jaw	Prince Albert	Elsewhere in Sask	Outside Sask
76%	6%	0%	6%	12%	0%

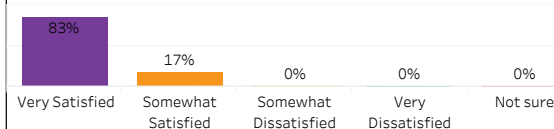
Average Salary



Salary by Location

	Overall	Full-time Training Related
Saskatoon	30,606	31,601
Regina	9,085	
Prince Albert	32,000	32,000
Elsewhere in SK	51,380	51,380

Overall Satisfaction with the Program



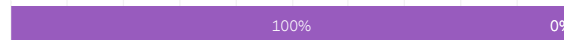
Satisfaction with Sask Polytech

Satisfied with the decision to attend Saskpolytech	Recommend program to others	Recommend Saskpolytech to others
100%	100%	100%

Satisfaction with Campus Facilities & Services

% Satisfied % Dissatisfied % Not sure

Campus facilities



Campus activities



Instruction delivered



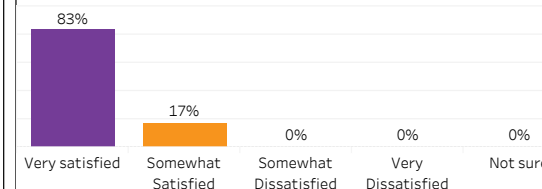
Student support services



Educational experience

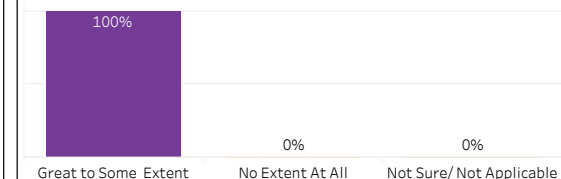


Relevance of Program to the Field of Employment

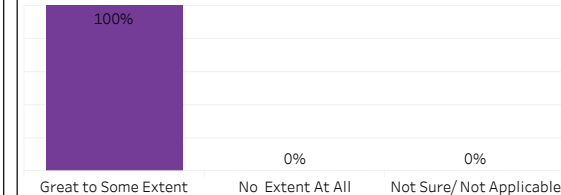


Program Benefits


Skills and knowledge relevant in the workplace



Improved earning potential



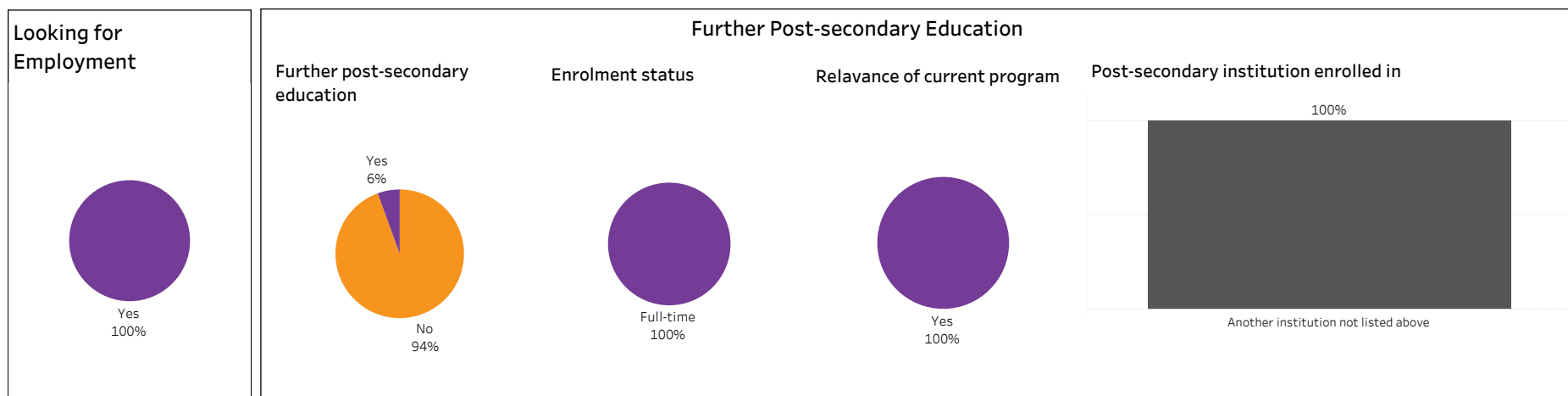
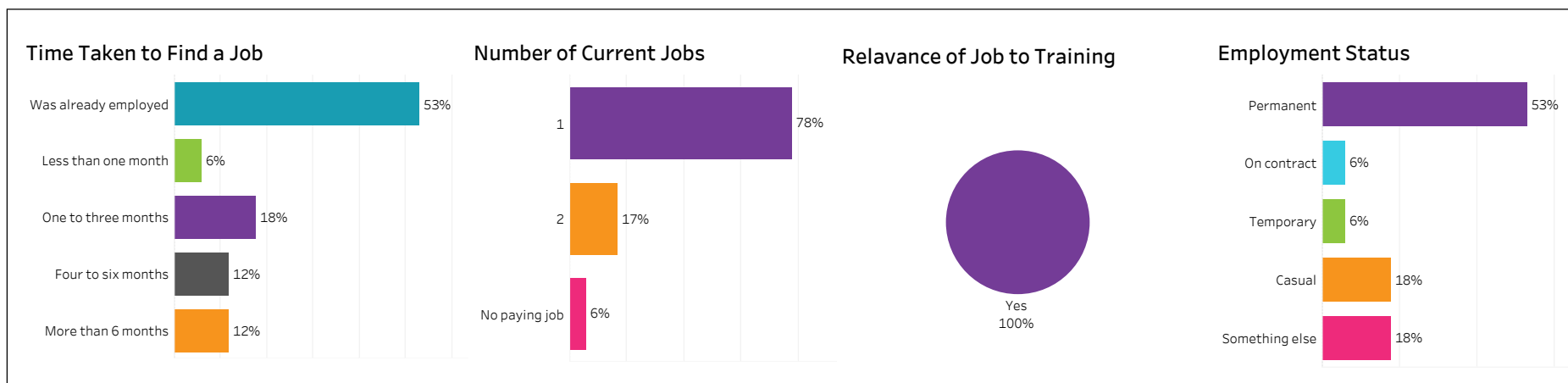
Improved employment opportunities



2016-17 Graduate Follow-up Survey: Survey Summary (2/2)

Saskatoon, Hospitality & Tourism, Culinary Arts, DIP, Base

Number of Respondents: **18**





2016-17 Graduate Follow-up Survey: Survey Summary (1/2)

Prince Albert, Hospitality & Tourism, Food and Beverage Service,
APCERT, Con Ed - Sask Poly Delivered

Gender
☒ Female
☒ Gender Unknown
☒ Male

Citizenship
☒ Canadian
☒ Citizenship Unknown
☒ Permanent Resident
☒ Student Visa

Indigenous
☒ Indigenous
☒ Non-Indigenous

Number of Respondents: **1**

Overall Employment

Available Workforce	# of Grads Employed	Employment Rate	# of Full-time Grads	Full-time Employment Rate
1	1	100%	0	0%

Training Related Employment

Available Workforce	# of Training Related Grads	Employment Rate	# of Full-time Grads	Full-time Employment Rate
1	1	100%	0	0%

Location of Employment

Saskatoon	Regina	Moose Jaw	Prince Albert	Elsewhere in Sask	Outside Sask
0%	0%	0%	100%	0%	0%

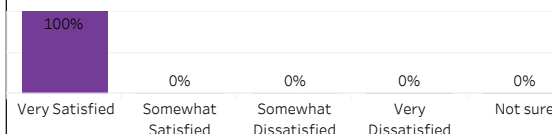
Average Salary

	Overall	Full-time Training Related
	\$13,520	

Salary by Location

	Overall	Full-time Training Related
Prince Albert	13,520	

Overall Satisfaction with the Program



Satisfaction with Sask Polytech

Satisfied with the decision to attend Saskpolytech	Recommend program to others	Recommend Saskpolytech to others
100%	100%	100%

Satisfaction with Campus Facilities & Services

% Satisfied % Dissatisfied % Not sure

Campus facilities



Campus activities



Instruction delivered



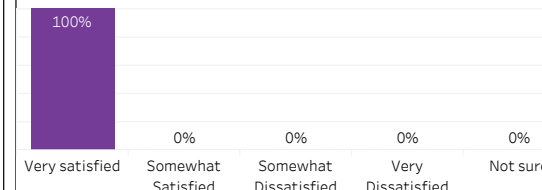
Student support services



Educational experience

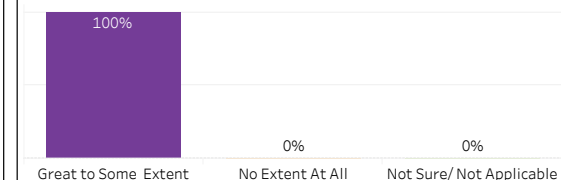


Relevance of Program to the Field of Employment

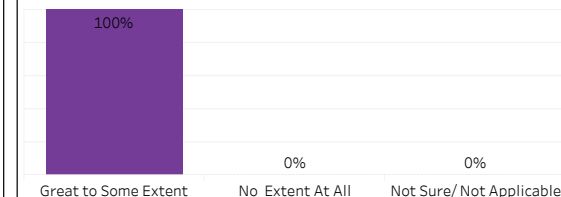


Program Benefits

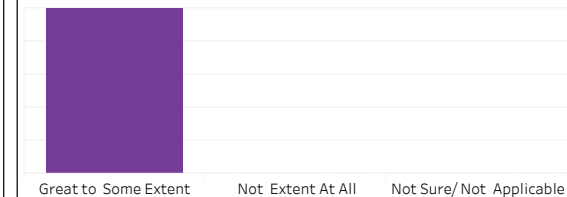
Skills and knowledge relevant in the workplace



Improved earning potential



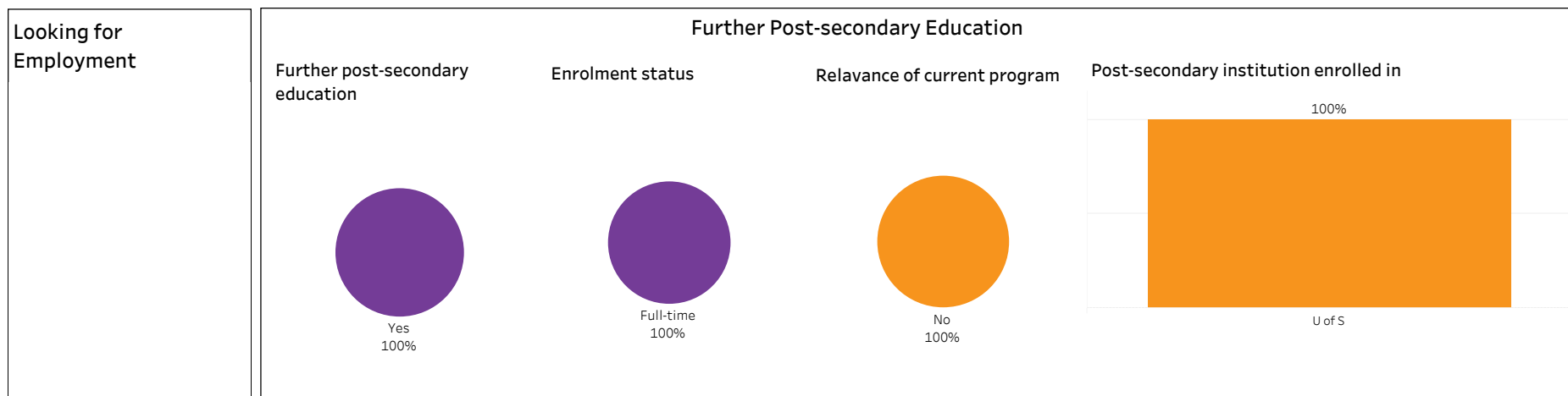
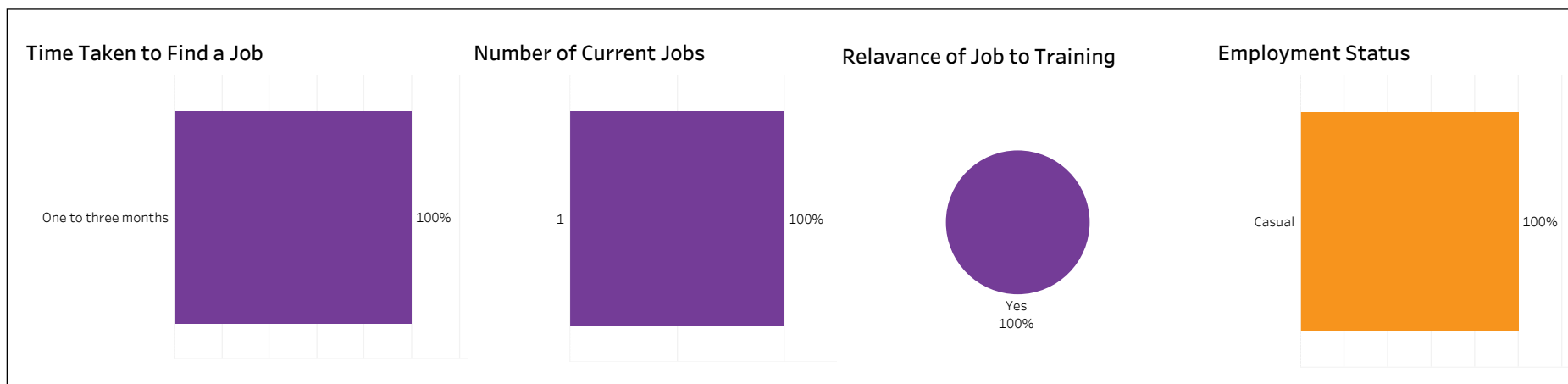
Improved employment opportunities





2016-17 Graduate Follow-up Survey:
Survey Summary (2/2)
Prince Albert, Hospitality & Tourism, Food and Beverage
Service, APCERT, Con Ed - Sask Poly Delivered

Number of Respondents: 1



Institutional Research and Analysis (IR & A)



2016-17 Graduate Follow-up Survey: Survey Summary (1/2) Saskatoon, Hospitality & Tourism, Food and Nutrition Management, DIP, Base

Gender
☒ Female
☒ Gender Unknown
☒ Male

Citizenship
☒ Canadian
☒ Citizenship Unknown
☒ Permanent Resident
☒ Student Visa

Indigenous
☒ Indigenous
☒ Non-Indigenous

Number of Respondents: **4**

Overall Employment

Available Workforce	# of Grads Employed	Employment Rate	# of Full-time Grads	Full-time Employment Rate
3	3	100%	1	33%

Training Related Employment

Available Workforce	# of Training Related Grads	Employment Rate	# of Full-time Grads	Full-time Employment Rate
3	3	100%	1	33%

Location of Employment

Saskatoon	Regina	Moose Jaw	Prince Albert	Elsewhere in Sask	Outside Sask
100%	0%	0%	0%	0%	0%

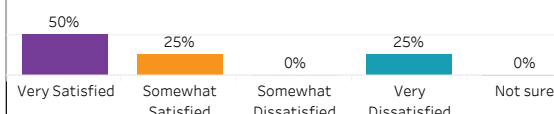
Average Salary

Overall	\$27,264
Full-time Training Related	\$33,696

Salary by Location

	Overall	Full-time Training Related
Saskatoon	27,264	33,696

Overall Satisfaction with the Program



Satisfaction with Sask Polytech

Satisfied with the decision to attend Saskpolytech	Recommend program to others	Recommend Saskpolytech to others
75%	75%	100%

Satisfaction with Campus Facilities & Services

% Satisfied % Dissatisfied % Not sure

Campus facilities



Campus activities



Instruction delivered



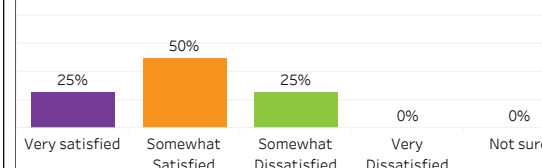
Student support services



Educational experience

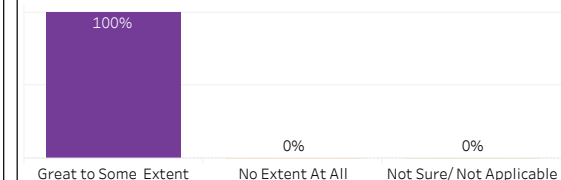


Relevance of Program to the Field of Employment

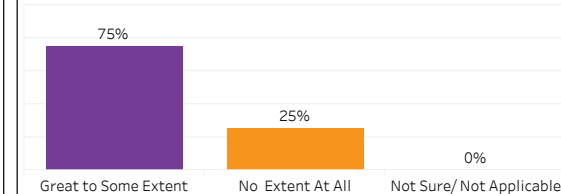


Program Benefits

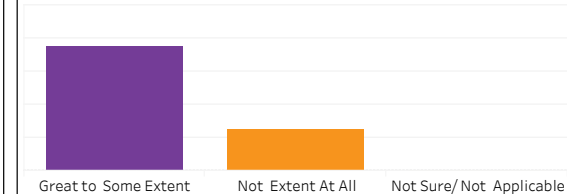
Skills and knowledge relevant in the workplace



Improved earning potential

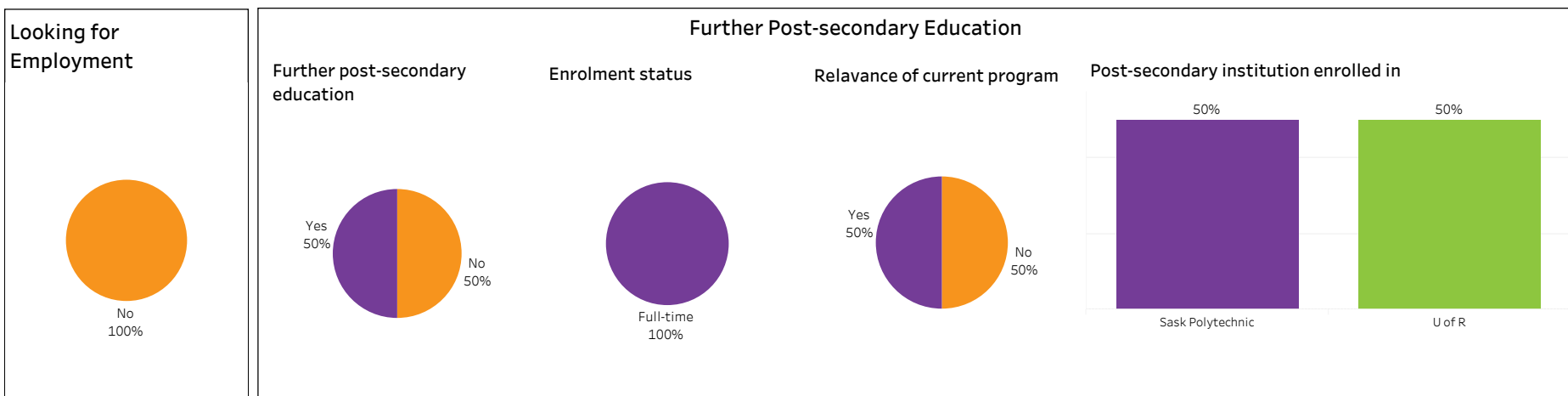
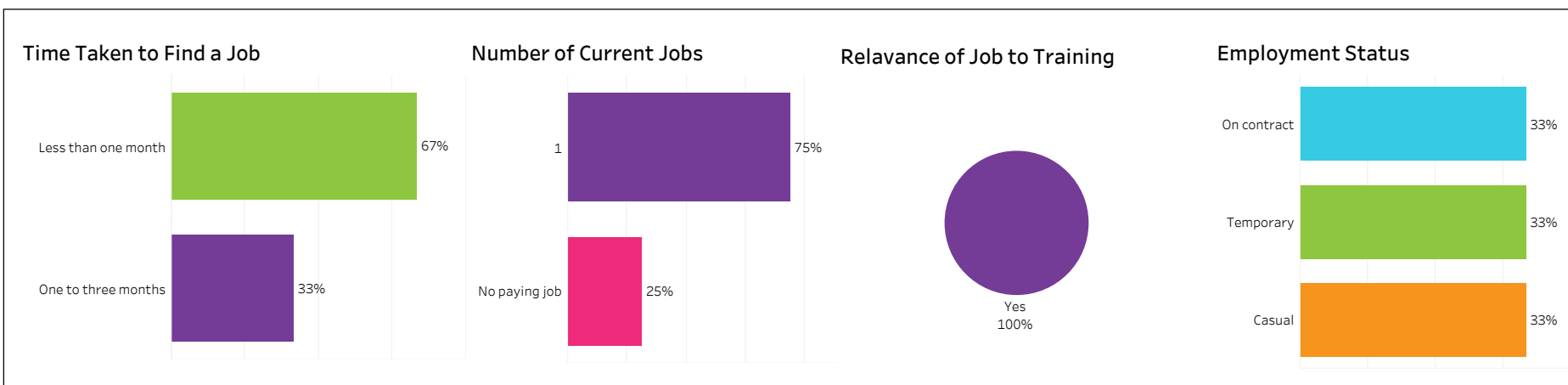


Improved employment opportunities



**2016-17 Graduate Follow-up Survey:
Survey Summary (2/2)**
Saskatoon, Hospitality & Tourism, Food and Nutrition
Management, DIP, Base

Number of Respondents: 4



Institutional Research and Analysis (IR & A)



2016-17 Graduate Follow-up Survey: Survey Summary (1/2)

Moose Jaw, Hospitality & Tourism, Food Service Cook,
APCERT, Con Ed - Sask Poly Delivered

Gender
☒ Female
☒ Gender Unknown
☒ Male

Citizenship
☒ Canadian
☒ Citizenship Unknown
☒ Permanent Resident
☒ Student Visa

Indigenous
☒ Indigenous
☒ Non-Indigenous

Number of Respondents: **8**

Overall Employment

Available Workforce	# of Grads Employed	Employment Rate	# of Full-time Grads	Full-time Employment Rate
8	5	63%	4	50%

Training Related Employment

Available Workforce	# of Training Related Grads	Employment Rate	# of Full-time Grads	Full-time Employment Rate
8	2	25%	2	25%

Location of Employment

Saskatoon	Regina	Moose Jaw	Prince Albert	Elsewhere in Sask	Outside Sask
20%	40%	40%	0%	0%	0%

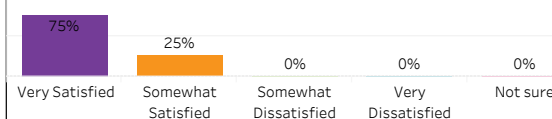
Average Salary

Overall	\$40,240
Full-time Training Related	\$37,648

Salary by Location

	Overall	Full-time Training Related
Saskatoon	52,000	52,000
Regina	41,113	
Moose Jaw	33,488	23,296

Overall Satisfaction with the Program



Satisfaction with Sask Polytech

Satisfied with the decision to attend Saskpolytech	Recommend program to others	Recommend Saskpolytech to others
88%	100%	100%

Satisfaction with Campus Facilities & Services

% Satisfied % Dissatisfied % Not sure

Campus facilities



Campus activities



Instruction delivered



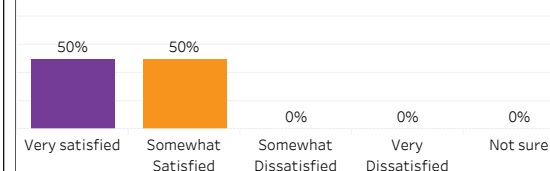
Student support services



Educational experience

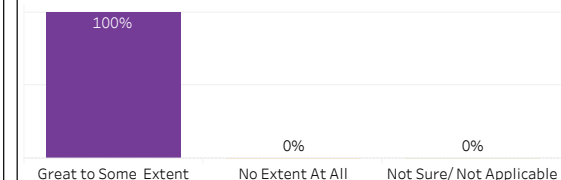


Relevance of Program to the Field of Employment

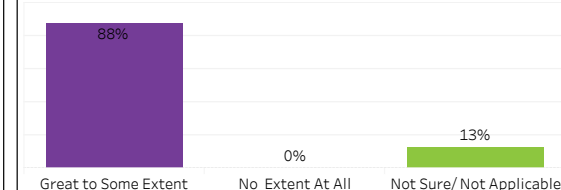


Program Benefits

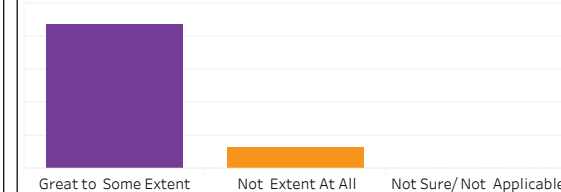
Skills and knowledge relevant in the workplace



Improved earning potential




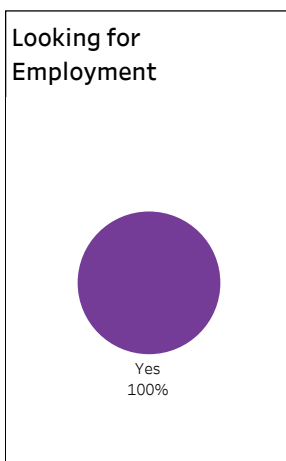
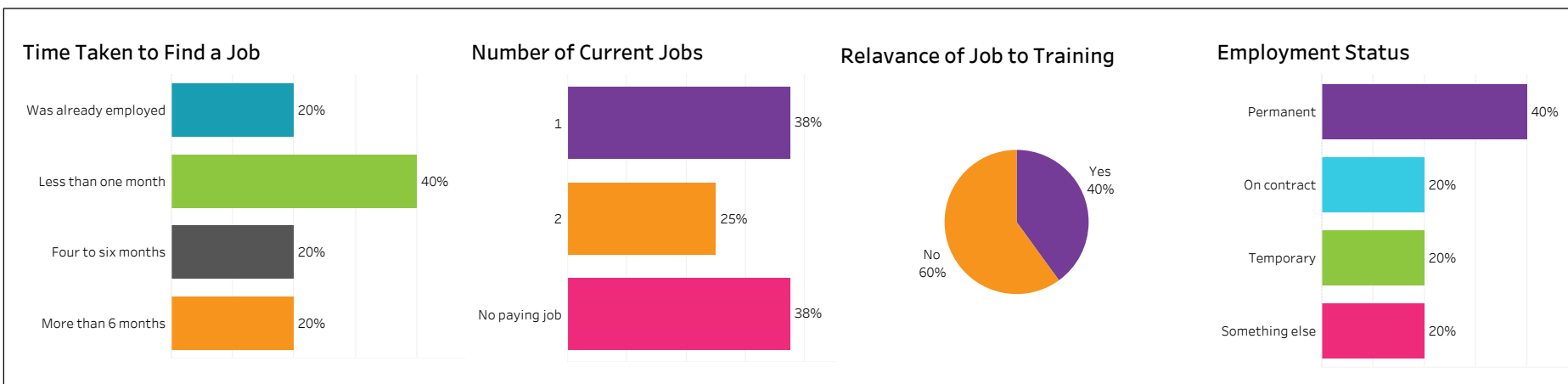
Improved employment opportunities





2016-17 Graduate Follow-up Survey:
Survey Summary (2/2)
 Moose Jaw, Hospitality & Tourism, Food Service Cook, APCERT,
 Con Ed - Sask Poly Delivered

Number of Respondents: **8**





2016-17 Graduate Follow-up Survey: Survey Summary (1/2) Prince Albert, Hospitality & Tourism, Food Service Cook, APCERT, Con Ed - Brokered

Gender
☒ Female
☒ Gender Unknown
☒ Male

Citizenship
☒ Canadian
☒ Citizenship Unknown
☒ Permanent Resident
☒ Student Visa

Indigenous
☒ Indigenous
☒ Non-Indigenous

Number of Respondents: **13**

Overall Employment

Available Workforce	# of Grads Employed	Employment Rate	# of Full-time Grads	Full-time Employment Rate
6	5	83%	3	50%

Training Related Employment

Available Workforce	# of Training Related Grads	Employment Rate	# of Full-time Grads	Full-time Employment Rate
6	2	33%	2	33%

Location of Employment

Saskatoon	Regina	Moose Jaw	Prince Albert	Elsewhere in Sask	Outside Sask
40%	0%	0%	0%	60%	0%

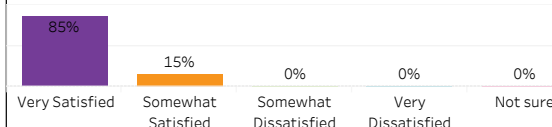
Average Salary

Overall	\$38,125
Full-time Training Related	\$40,920

Salary by Location

	Overall	Full-time Training Related
Saskatoon	35,329	
Elsewhere in SK	40,920	40,920

Overall Satisfaction with the Program



Satisfaction with Sask Polytech

Satisfied with the decision to attend Saskpolytech	Recommend program to others	Recommend Saskpolytech to others
100%	100%	100%

Satisfaction with Campus Facilities & Services

% Satisfied % Dissatisfied % Not sure

Campus facilities



Campus activities



Instruction delivered



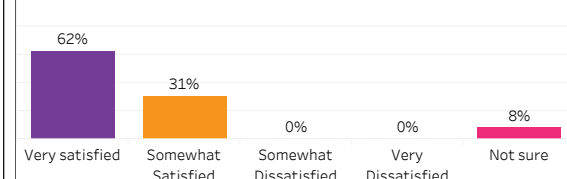
Student support services



Educational experience

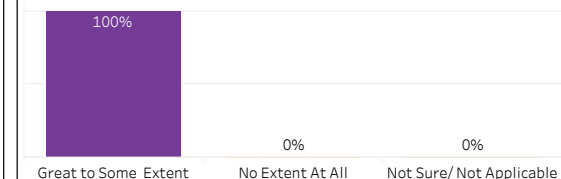


Relevance of Program to the Field of Employment

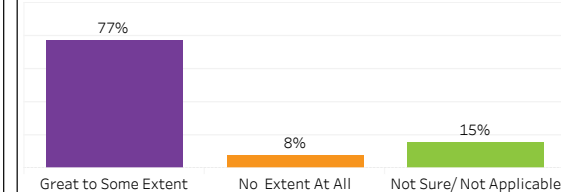


Program Benefits

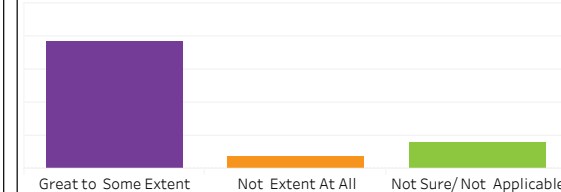
Skills and knowledge relevant in the workplace



Improved earning potential

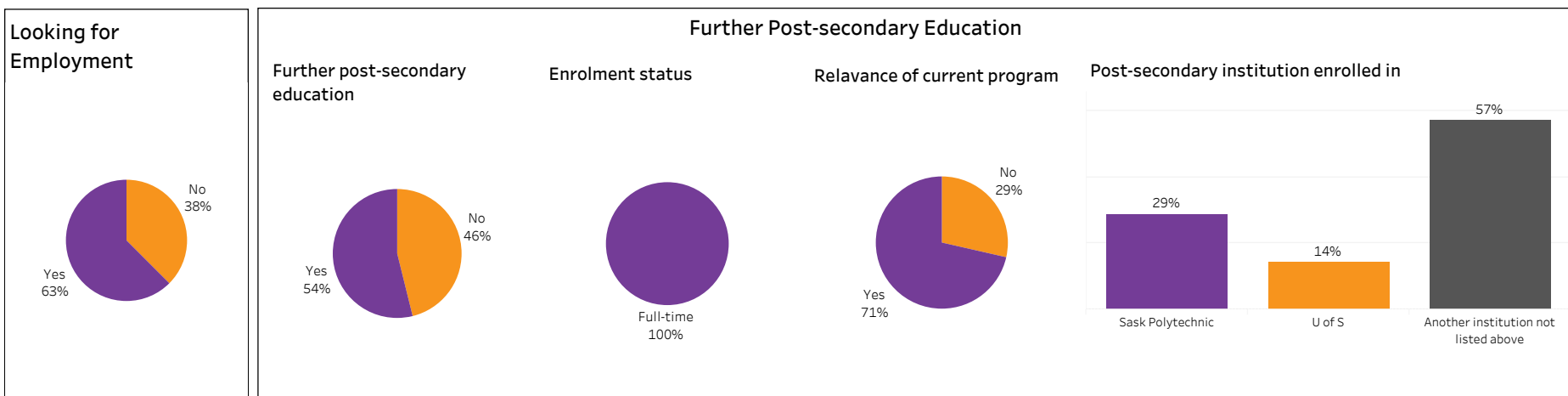
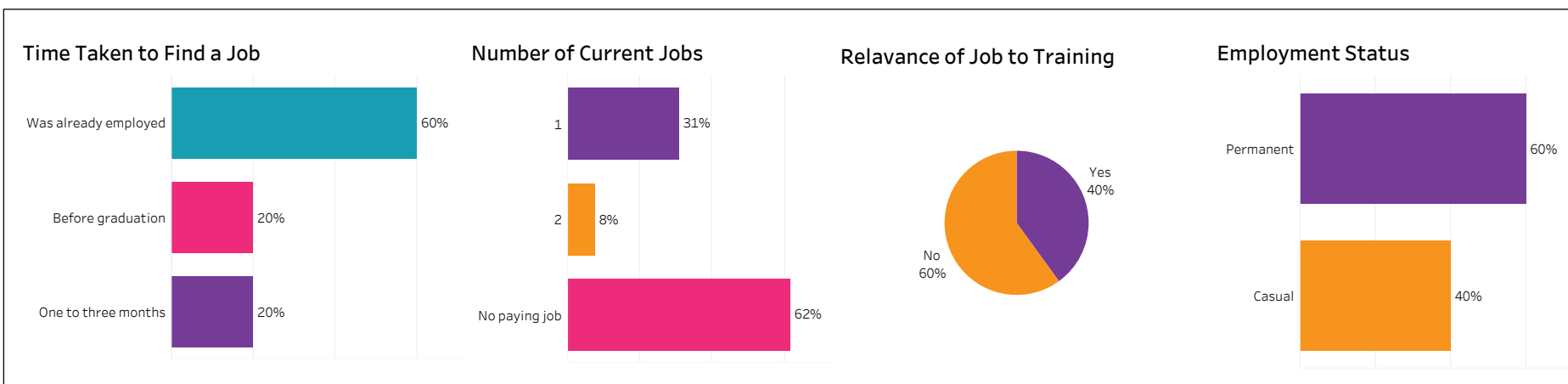


Improved employment opportunities



**2016-17 Graduate Follow-up Survey:
Survey Summary (2/2)**
Prince Albert, Hospitality & Tourism, Food Service Cook,
APCERT, Con Ed - Brokered

Number of Respondents: **13**



Institutional Research and Analysis (IR & A)



2016-17 Graduate Follow-up Survey: Survey Summary (1/2) Prince Albert, Hospitality & Tourism, Food Service Cook, APCERT, Con Ed - Sask Poly Delivered

Gender
☒ Female
☒ Gender Unknown
☒ Male

Citizenship
☒ Canadian
☒ Citizenship Unknown
☒ Permanent Resident
☒ Student Visa

Indigenous
☒ Indigenous
☒ Non-Indigenous

Number of Respondents: 10

Overall Employment

Available Workforce	# of Grads Employed	Employment Rate	# of Full-time Grads	Full-time Employment Rate
8	6	75%	5	63%

Training Related Employment

Available Workforce	# of Training Related Grads	Employment Rate	# of Full-time Grads	Full-time Employment Rate
8	5	63%	5	63%

Location of Employment

Saskatoon	Regina	Moose Jaw	Prince Albert	Elsewhere in Sask	Outside Sask
0%	0%	0%	50%	33%	17%

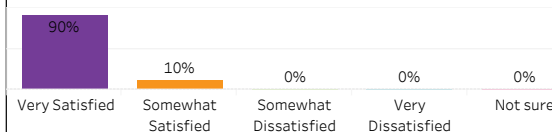
Average Salary

Overall	\$30,207
Full-time Training Related	\$42,111

Salary by Location

	Overall	Full-time Training Related
Prince Albert	21,311	20,267
Elsewhere in SK	1,300	
Alberta	85,800	85,800

Overall Satisfaction with the Program



Satisfaction with Sask Polytech

Satisfied with the decision to attend Saskpolytech	Recommend program to others	Recommend Saskpolytech to others
100%	100%	100%

Satisfaction with Campus Facilities & Services

% Satisfied % Dissatisfied % Not sure

Campus facilities



Campus activities



Instruction delivered



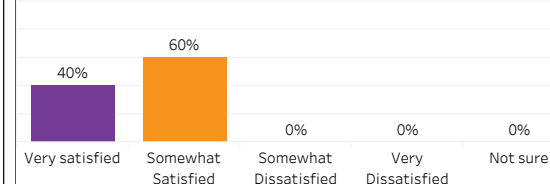
Student support services



Educational experience

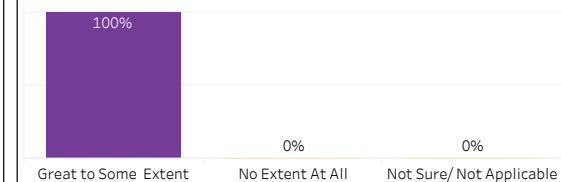


Relevance of Program to the Field of Employment

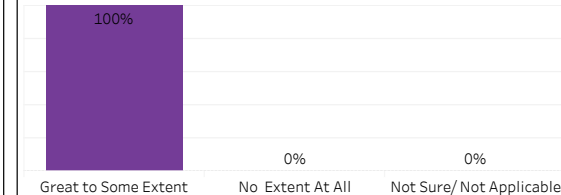


Program Benefits


Skills and knowledge relevant in the workplace



Improved earning potential



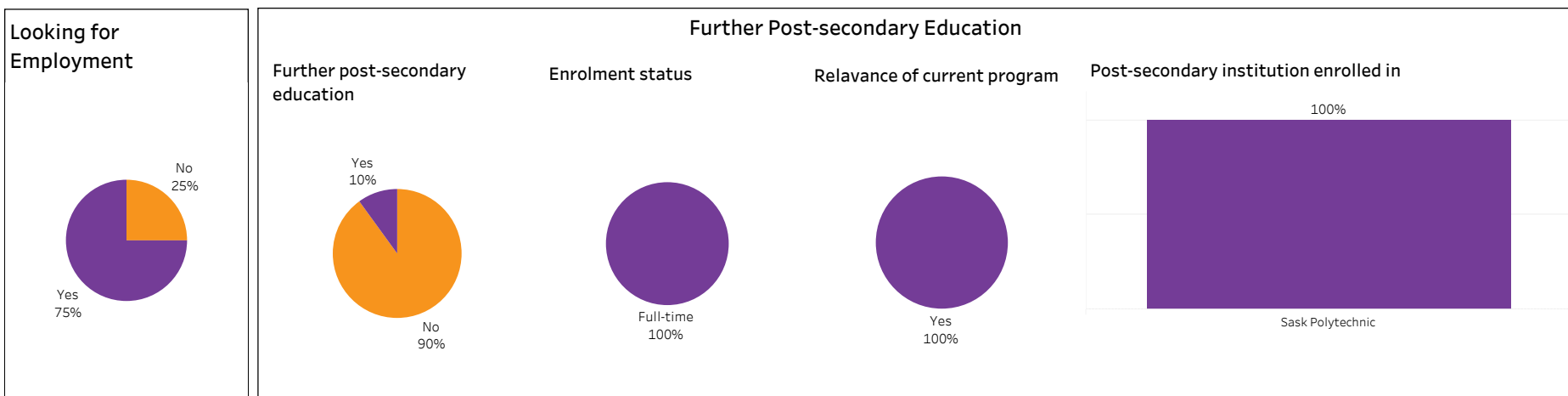
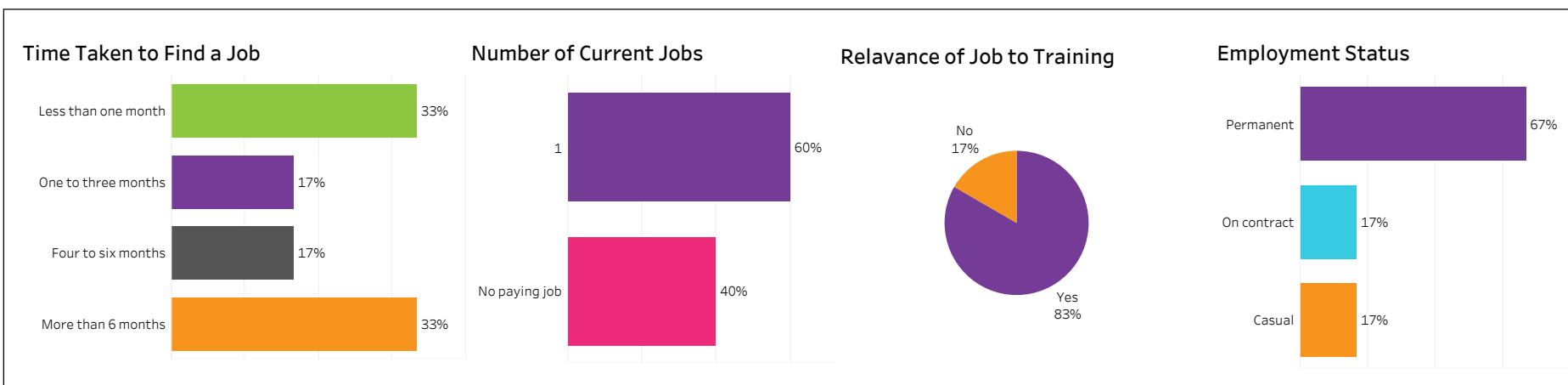
Improved employment opportunities





**2016-17 Graduate Follow-up Survey:
Survey Summary (2/2)**
 Prince Albert, Hospitality & Tourism, Food Service Cook,
 APCERT, Con Ed - Sask Poly Delivered

Number of Respondents: **10**



Institutional Research and Analysis (IR & A)



2016-17 Graduate Follow-up Survey: Survey Summary (1/2) Saskatoon, Hospitality & Tourism, Hotel and Restaurant Management, DIP, Base

Gender
☒ Female
☒ Gender Unknown
☒ Male

Citizenship
☒ Canadian
☒ Citizenship Unknown
☒ Permanent Resident
☒ Student Visa

Indigenous
☒ Indigenous
☒ Non-Indigenous

Number of Respondents: **11**

Overall Employment

Available Workforce	# of Grads Employed	Employment Rate	# of Full-time Grads	Full-time Employment Rate
11	11	100%	11	100%

Training Related Employment

Available Workforce	# of Training Related Grads	Employment Rate	# of Full-time Grads	Full-time Employment Rate
11	10	91%	10	91%

Location of Employment

Saskatoon	Regina	Moose Jaw	Prince Albert	Elsewhere in Sask	Outside Sask
73%	0%	0%	18%	9%	0%

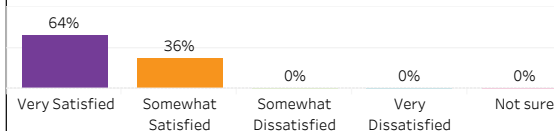
Average Salary

Overall	\$34,739
Full-time Training Related	\$32,590

Salary by Location

	Overall	Full-time Training Related
Saskatoon	36,654	34,164
Prince Albert	24,000	24,000
Elsewhere in SK	30,160	30,160

Overall Satisfaction with the Program



Satisfaction with Sask Polytech

Satisfied with the decision to attend Saskpolytech	Recommend program to others	Recommend Saskpolytech to others
82%	100%	91%

Satisfaction with Campus Facilities & Services

% Satisfied % Dissatisfied % Not sure

Campus facilities



Campus activities



Instruction delivered



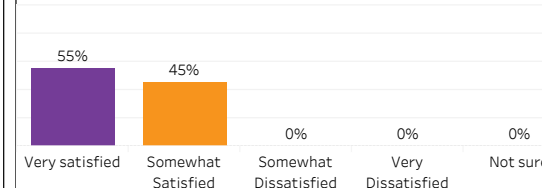
Student support services



Educational experience

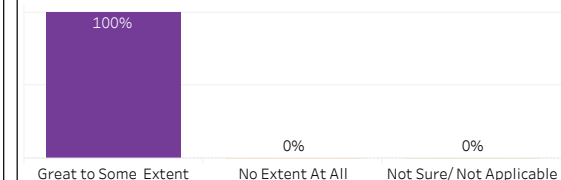


Relevance of Program to the Field of Employment

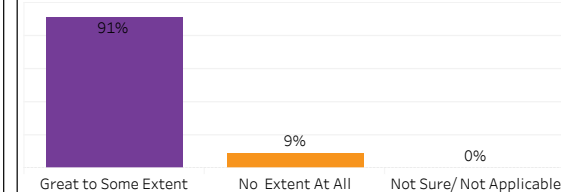


Program Benefits

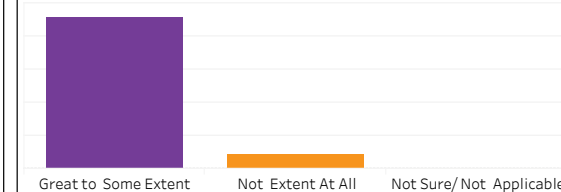
Skills and knowledge relevant in the workplace



Improved earning potential




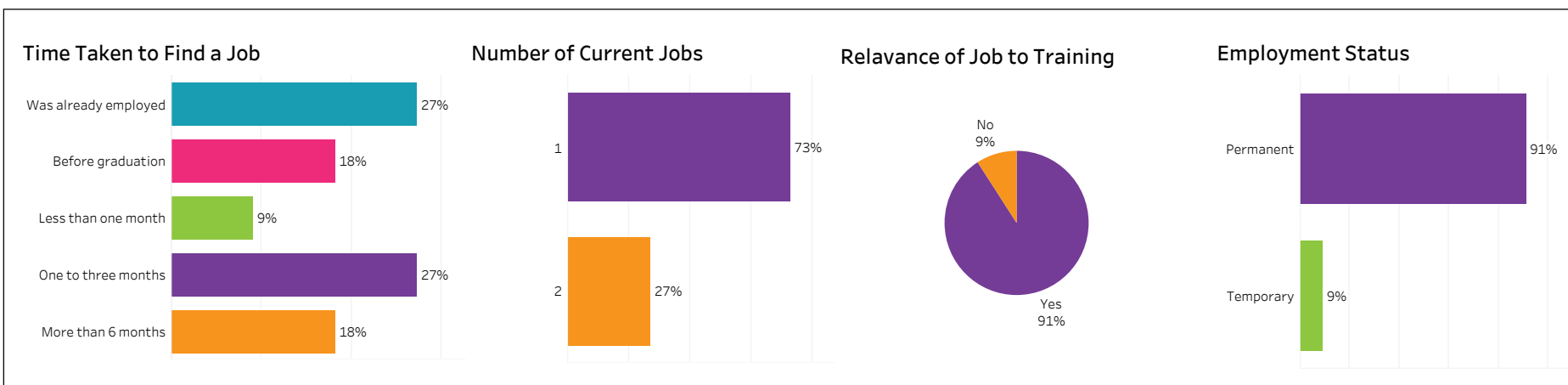
Improved employment opportunities





**2016-17 Graduate Follow-up Survey:
Survey Summary (2/2)**
Saskatoon, Hospitality & Tourism, Hotel and Restaurant
Management, DIP, Base

Number of Respondents: **11**



Institutional Research and Analysis (IR & A)



2016-17 Graduate Follow-up Survey: Survey Summary (1/2)

Prince Albert, Hospitality & Tourism, Institutional Cooking,
APCERT, Con Ed - Brokered

Gender
☒ Female
☒ Gender Unknown
☒ Male

Citizenship
☒ Canadian
☒ Citizenship Unknown
☒ Permanent Resident
☒ Student Visa

Indigenous
☒ Indigenous
☒ Non-Indigenous

Number of Respondents: **3**

Overall Employment

Available Workforce	# of Grads Employed	Employment Rate	# of Full-time Grads	Full-time Employment Rate
3	3	100%	1	33%

Training Related Employment

Available Workforce	# of Training Related Grads	Employment Rate	# of Full-time Grads	Full-time Employment Rate
3	1	33%	0	0%

Location of Employment

Saskatoon	Regina	Moose Jaw	Prince Albert	Elsewhere in Sask	Outside Sask
0%	0%	0%	0%	100%	0%

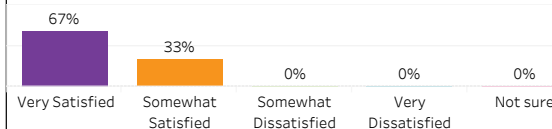
Average Salary

	Overall	Full-time Training Related
	\$23,267	

Salary by Location

	Overall	Full-time Training Related
Elsewhere in SK	23,267	

Overall Satisfaction with the Program



Satisfaction with Sask Polytech

Satisfied with the decision to attend Saskpolytech	Recommend program to others	Recommend Saskpolytech to others
67%	67%	100%

Satisfaction with Campus Facilities & Services

% Satisfied % Dissatisfied % Not sure

Campus facilities



Campus activities



Instruction delivered



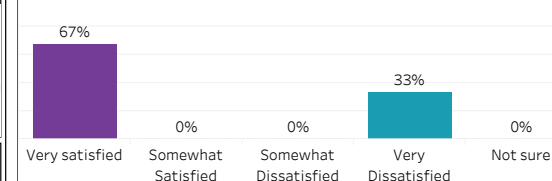
Student support services



Educational experience

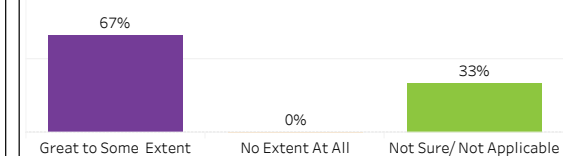


Relevance of Program to the Field of Employment

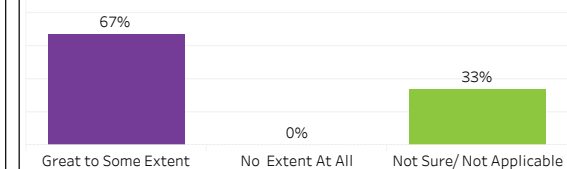


Program Benefits

Skills and knowledge relevant in the workplace



Improved earning potential




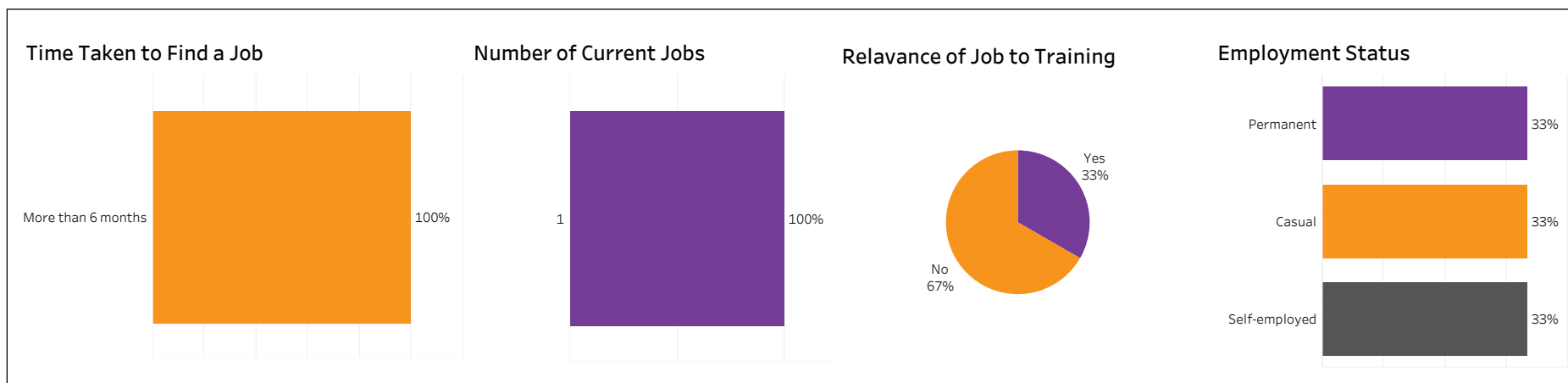
Improved employment opportunities





2016-17 Graduate Follow-up Survey:
Survey Summary (2/2)
Prince Albert, Hospitality & Tourism, Institutional Cooking,
APCERT, Con Ed - Brokered

Number of Respondents: 3





2016-17 Graduate Follow-up Survey: Survey Summary (1/2) Moose Jaw, Hospitality & Tourism, Professional Cooking, CERT, Base

Gender
☒ Female
☒ Gender Unknown
☒ Male

Citizenship
☒ Canadian
☒ Citizenship Unknown
☒ Permanent Resident
☒ Student Visa

Indigenous
☒ Indigenous
☒ Non-Indigenous

Number of Respondents: 9

Overall Employment

Available Workforce	# of Grads Employed	Employment Rate	# of Full-time Grads	Full-time Employment Rate
9	8	89%	8	89%

Training Related Employment

Available Workforce	# of Training Related Grads	Employment Rate	# of Full-time Grads	Full-time Employment Rate
9	8	89%	8	89%

Location of Employment

Saskatoon	Regina	Moose Jaw	Prince Albert	Elsewhere in Sask	Outside Sask
13%	13%	13%	0%	38%	25%

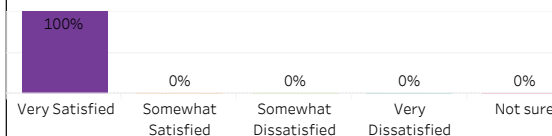
Average Salary



Salary by Location

	Overall	Full-time Training Related
Saskatoon	29,640	29,640
Regina	33,280	33,280
Moose Jaw	17,160	17,160
Elsewhere in SK	39,604	39,604
Alberta	42,108	42,108

Overall Satisfaction with the Program



Satisfaction with Sask Polytech

Satisfied with the decision to attend Saskpolytech	Recommend program to others	Recommend Saskpolytech to others
100%	100%	100%

Satisfaction with Campus Facilities & Services

% Satisfied % Dissatisfied % Not sure

Campus facilities



Campus activities



Instruction delivered



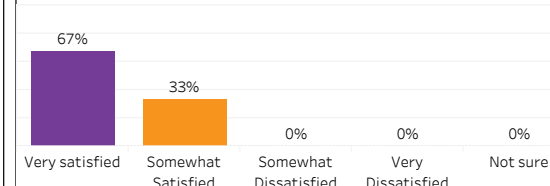
Student support services



Educational experience

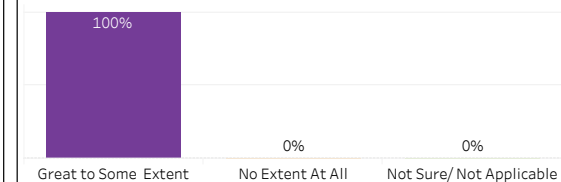


Relevance of Program to the Field of Employment

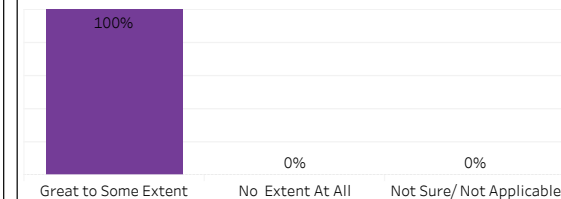


Program Benefits

Skills and knowledge relevant in the workplace



Improved earning potential




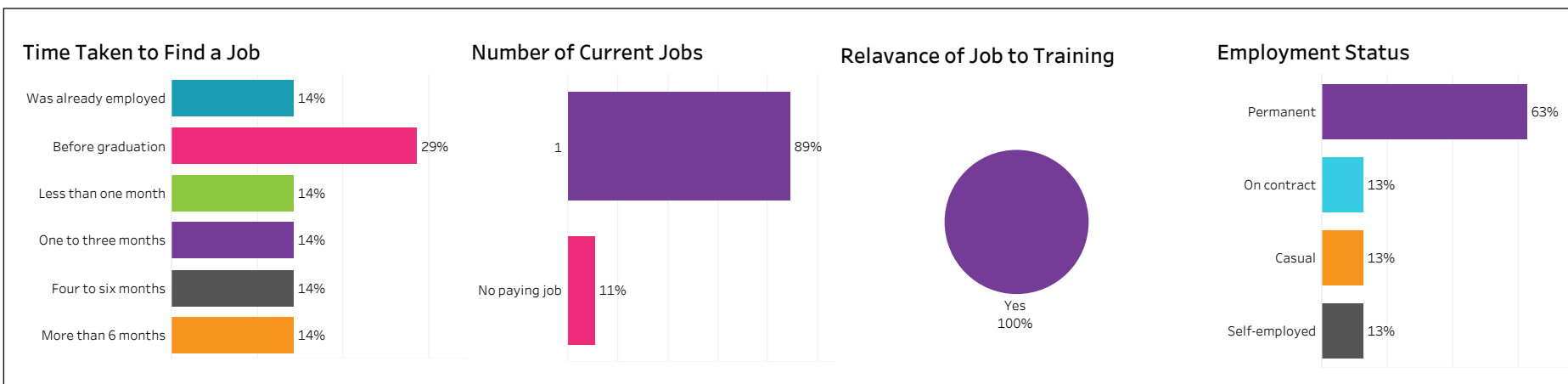
Improved employment opportunities





2016-17 Graduate Follow-up Survey: Survey Summary (2/2) Moose Jaw, Hospitality & Tourism, Professional Cooking, CERT, Base

Number of Respondents: 9





2016-17 Graduate Follow-up Survey: Survey Summary (1/2)

Prince Albert, Hospitality & Tourism, Professional Cooking,
CERT, Base

Gender
☒ Female
☒ Gender Unknown
☒ Male

Citizenship
☒ Canadian
☒ Citizenship Unknown
☒ Permanent Resident
☒ Student Visa

Indigenous
☒ Indigenous
☒ Non-Indigenous

Number of Respondents: **18**

Overall Employment

Available Workforce	# of Grads Employed	Employment Rate	# of Full-time Grads	Full-time Employment Rate
17	13	76%	9	53%

Training Related Employment

Available Workforce	# of Training Related Grads	Employment Rate	# of Full-time Grads	Full-time Employment Rate
17	10	59%	6	35%

Location of Employment

Saskatoon	Regina	Moose Jaw	Prince Albert	Elsewhere in Sask	Outside Sask
23%	15%	0%	15%	38%	8%

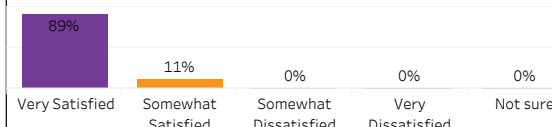
Average Salary

Overall	\$25,578
Full-time Training Related	\$33,104

Salary by Location

	Overall	Full-time Training Related
Saskatoon	8,492	
Regina	33,360	33,360
Prince Albert	20,280	31,200
Elsewhere in SK	32,880	33,800
Alberta		

Overall Satisfaction with the Program



Satisfaction with Sask Polytech

Satisfied with the decision to attend Saskpolytech	Recommend program to others	Recommend Saskpolytech to others
100%	89%	100%

Satisfaction with Campus Facilities & Services

% Satisfied % Dissatisfied % Not sure

Campus facilities



Campus activities



Instruction delivered



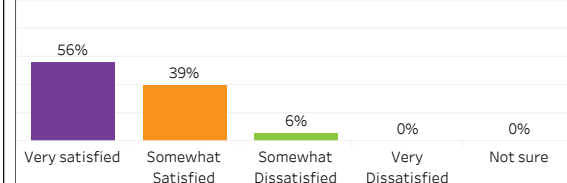
Student support services



Educational experience

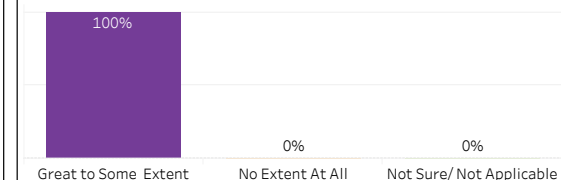


Relevance of Program to the Field of Employment

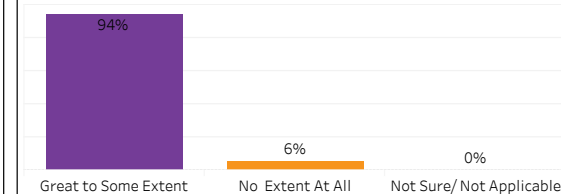


Program Benefits

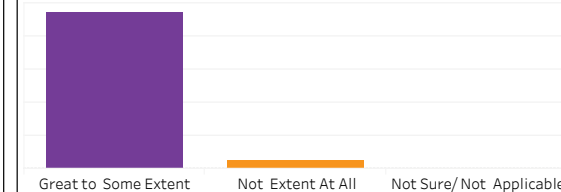
Skills and knowledge relevant in the workplace



Improved earning potential

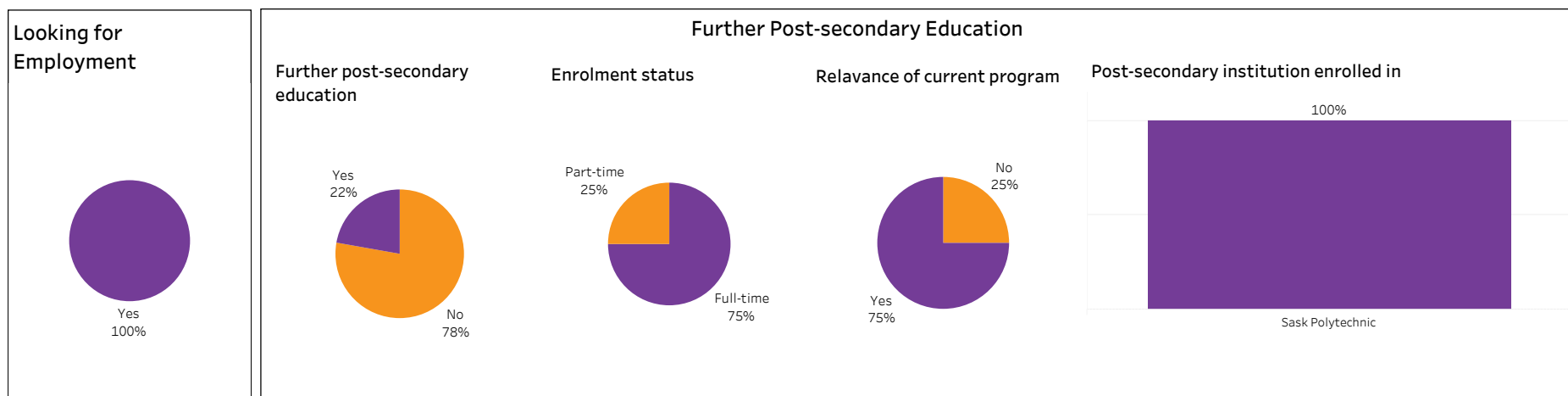
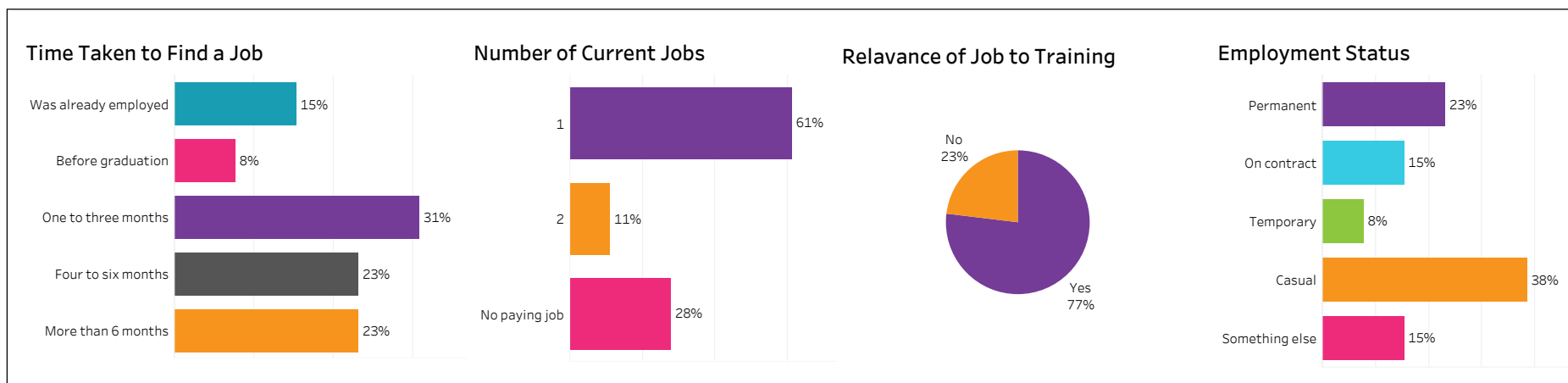


Improved employment opportunities



**2016-17 Graduate Follow-up Survey:
Survey Summary (2/2)**
**Prince Albert, Hospitality & Tourism, Professional Cooking,
CERT, Base**

Number of Respondents: **18**





2016-17 Graduate Follow-up Survey: Survey Summary (1/2)

Prince Albert, Hospitality & Tourism, Professional Cooking,
CERT, Con Ed - Brokered

Gender
☒ Female
☒ Gender Unknown
☒ Male

Citizenship
☒ Canadian
☒ Citizenship Unknown
☒ Permanent Resident
☒ Student Visa

Indigenous
☒ Indigenous
☒ Non-Indigenous

Number of Respondents: 2

Overall Employment

Available Workforce	# of Grads Employed	Employment Rate	# of Full-time Grads	Full-time Employment Rate
2	2	100%	2	100%

Training Related Employment

Available Workforce	# of Training Related Grads	Employment Rate	# of Full-time Grads	Full-time Employment Rate
2	2	100%	2	100%

Location of Employment

Saskatoon	Regina	Moose Jaw	Prince Albert	Elsewhere in Sask	Outside Sask
50%	0%	0%	0%	50%	0%

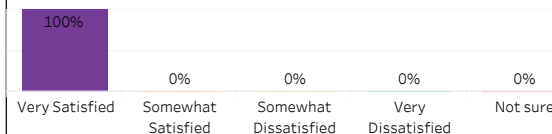
Average Salary

	Overall	Full-time Training Related
Overall	\$27,560	\$27,560
Full-time Training Related	\$27,560	\$27,560

Salary by Location

	Overall	Full-time Training Related
Saskatoon	30,160	30,160
Elsewhere in SK	24,960	24,960

Overall Satisfaction with the Program



Satisfaction with Sask Polytech

Satisfied with the decision to attend Saskpolytech	Recommend program to others	Recommend Saskpolytech to others
100%	100%	100%

Satisfaction with Campus Facilities & Services

% Satisfied % Dissatisfied % Not sure

Campus facilities



Campus activities



Instruction delivered



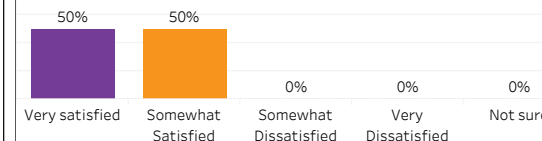
Student support services



Educational experience

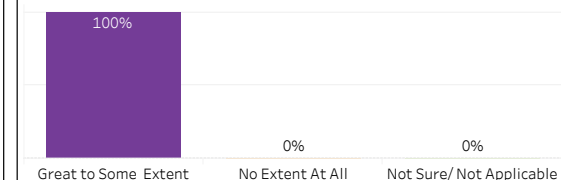


Relevance of Program to the Field of Employment

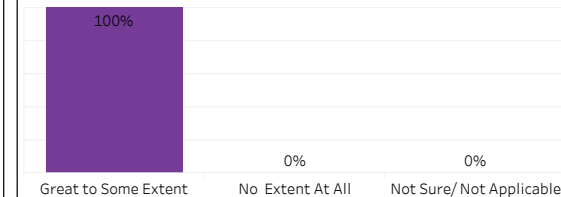


Program Benefits

Skills and knowledge relevant in the workplace



Improved earning potential



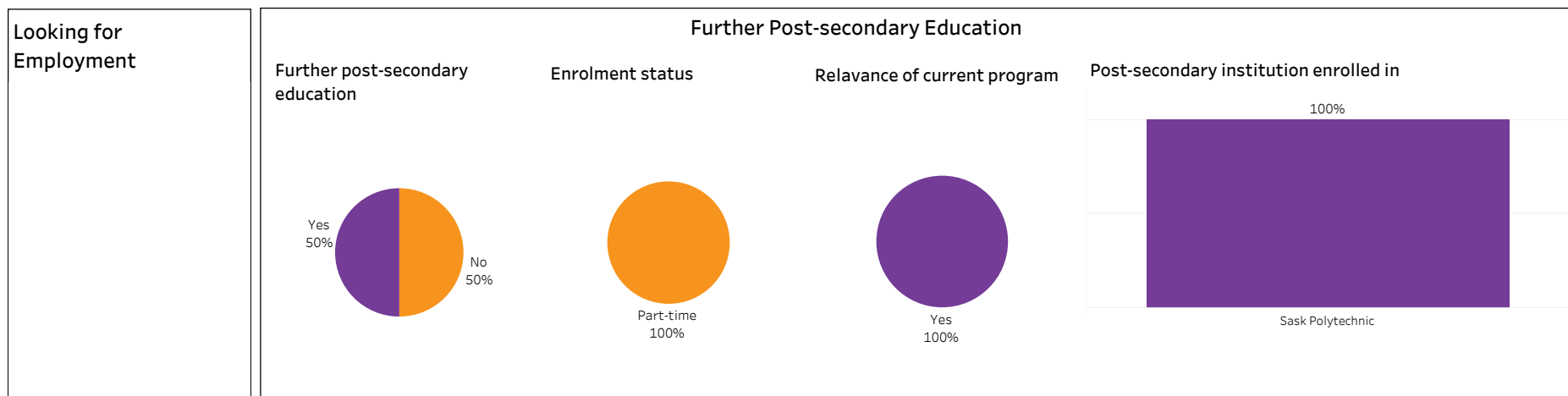
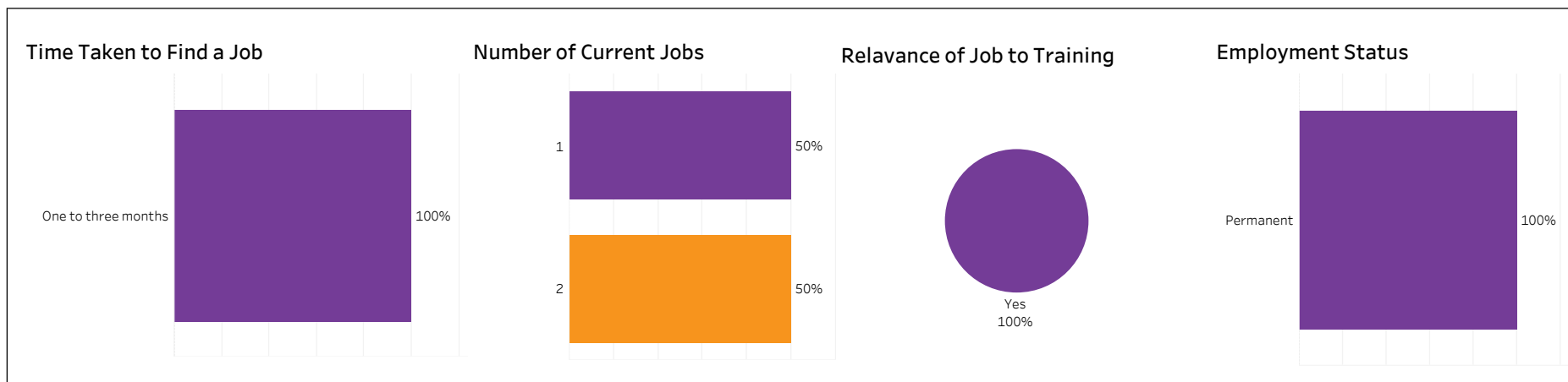
Improved employment opportunities





2016-17 Graduate Follow-up Survey:
Survey Summary (2/2)
Prince Albert, Hospitality & Tourism, Professional Cooking,
CERT, Con Ed - Brokered

Number of Respondents: 2



Institutional Research and Analysis (IR & A)



2016-17 Graduate Follow-up Survey: Survey Summary (1/2) Prince Albert, Hospitality & Tourism, Retail Meat Specialist, APCERT, Con Ed - Sask Poly Delivered

Gender
☒ Female
☒ Gender Unknown
☒ Male

Citizenship
☒ Canadian
☒ Citizenship Unknown
☒ Permanent Resident
☒ Student Visa

Indigenous
☒ Indigenous
☒ Non-Indigenous

Number of Respondents: **3**

Overall Employment

Available Workforce	# of Grads Employed	Employment Rate	# of Full-time Grads	Full-time Employment Rate
3	2	67%	1	33%

Training Related Employment

Available Workforce	# of Training Related Grads	Employment Rate	# of Full-time Grads	Full-time Employment Rate
3	1	33%	0	0%

Location of Employment

Saskatoon	Regina	Moose Jaw	Prince Albert	Elsewhere in Sask	Outside Sask
50%	0%	0%	0%	50%	0%

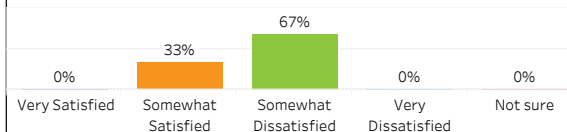
Average Salary

	Overall	Full-time Training Related
	\$62,400	

Salary by Location

	Overall	Full-time Training Related
Saskatoon	62,400	
Elsewhere in SK		

Overall Satisfaction with the Program



Satisfaction with Sask Polytech

Satisfied with the decision to attend Saskpolytech	Recommend program to others	Recommend Saskpolytech to others
67%	50%	100%

Satisfaction with Campus Facilities & Services

% Satisfied % Dissatisfied % Not sure

Campus facilities



Campus activities



Instruction delivered



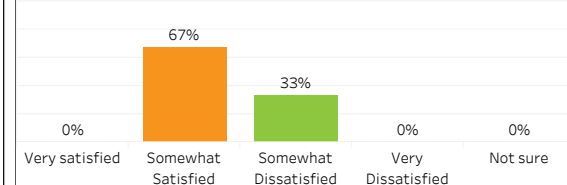
Student support services



Educational experience

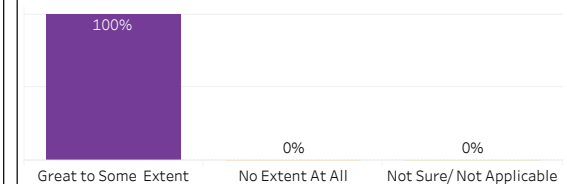


Relevance of Program to the Field of Employment

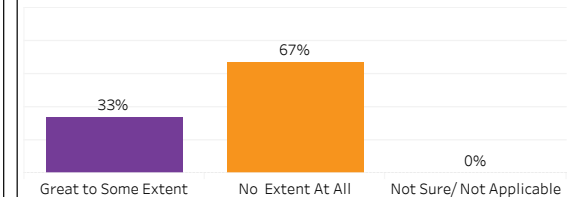


Program Benefits

Skills and knowledge relevant in the workplace



Improved earning potential




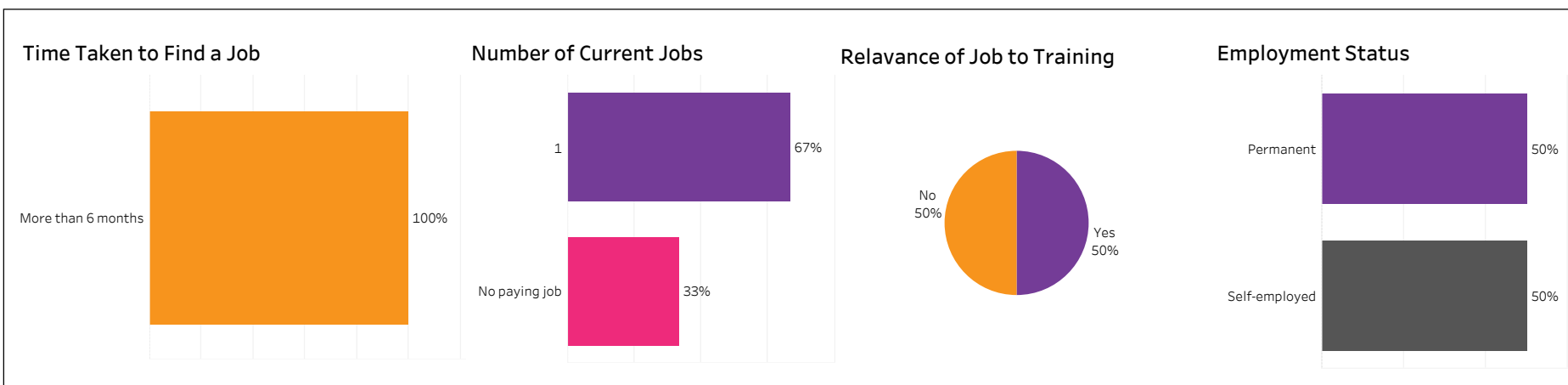
Improved employment opportunities





2016-17 Graduate Follow-up Survey:
Survey Summary (2/2)
Prince Albert, Hospitality & Tourism, Retail Meat Specialist,
APCERT, Con Ed - Sask Poly Delivered

Number of Respondents: 3



School of Human Services & Community Safety



2016-17 Graduate Follow-up Survey: Survey Summary (1/2)

All Campuses, Human Services & Community Safety, All Programs,
All Credentials, Base and Con Ed

Gender
☒ Female
☒ Gender Unknown
☒ Male

Citizenship
☒ Canadian
☒ Citizenship Unknown
☒ Permanent Resident
☒ Student Visa

Indigenous
☒ Indigenous
☒ Non-Indigenous

Number of Respondents: **347**

Overall Employment

Available Workforce	# of Grads Employed	Employment Rate	# of Full-time Grads	Full-time Employment Rate
316	295	93%	236	75%

Training Related Employment

Available Workforce	# of Training Related Grads	Employment Rate	# of Full-time Grads	Full-time Employment Rate
316	220	70%	184	58%

Location of Employment

Saskatoon	Regina	Moose Jaw	Prince Albert	Elsewhere in Sask	Outside Sask
34%	22%	2%	11%	27%	4%

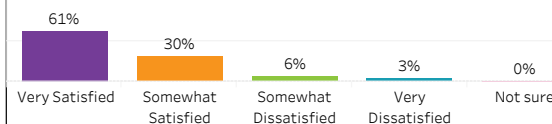
Average Salary



Salary by Location

	Overall	Full-time Training Related
Saskatoon	32,987	38,404
Regina	37,197	41,526
Moose Jaw	30,256	45,000
Prince Albert	37,816	40,220
Elsewhere in SK	36,371	42,137
Alberta	52,718	56,537
British Columbia	150,000	
Manitoba	81,400	
Elsewhere in Canada	25,444	25,444
Outside of Canada	86,528	86,528

Overall Satisfaction with the Program



Satisfaction with Sask Polytech

Satisfied with the decision to attend Saskpolytech	Recommend program to others	Recommend Saskpolytech to others
93%	87%	96%

Satisfaction with Campus Facilities & Services

% Satisfied % Dissatisfied % Not sure

Campus facilities



Campus activities



Instruction delivered



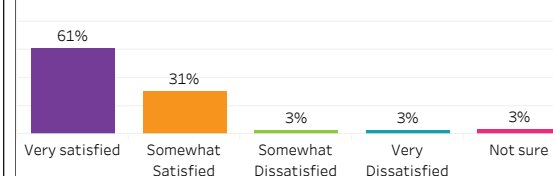
Student support services



Educational experience

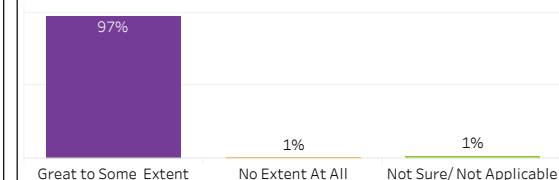


Relevance of Program to the Field of Employment

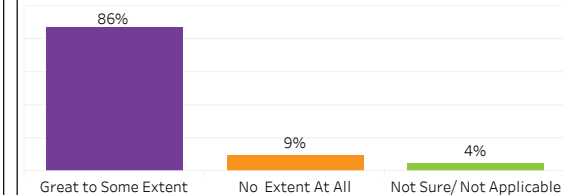


Program Benefits

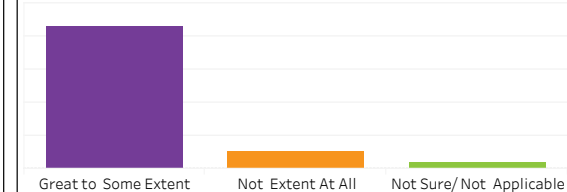
Skills and knowledge relevant in the workplace



Improved earning potential



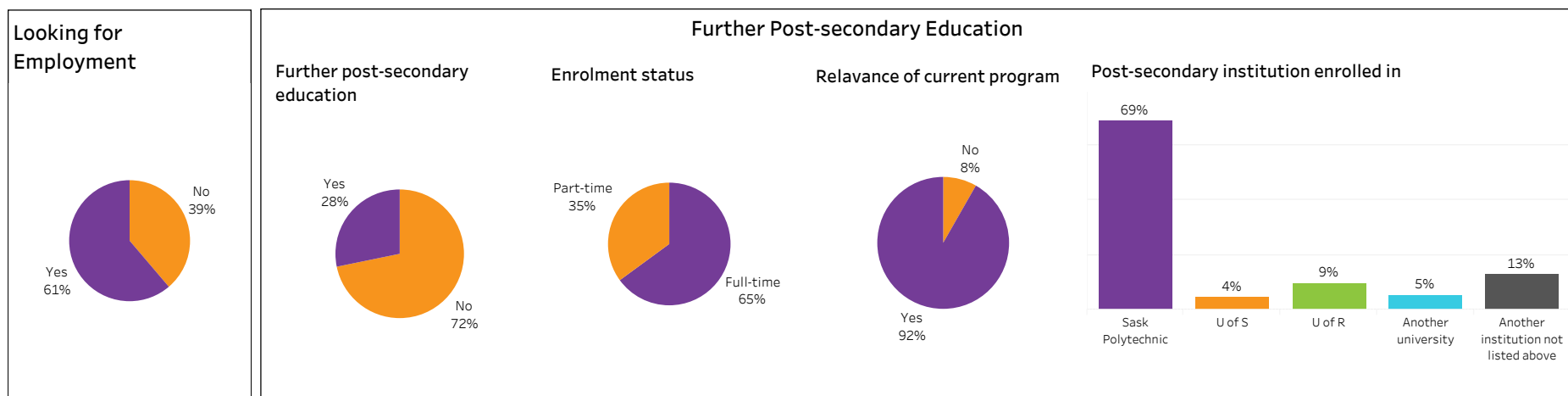
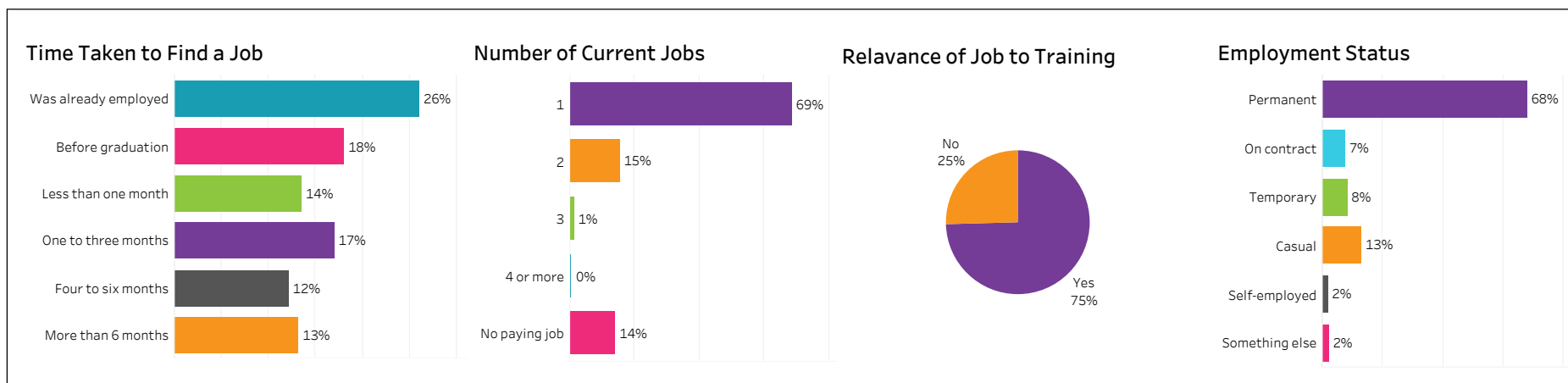
Improved employment opportunities



2016-17 Graduate Follow-up Survey: Survey Summary (2/2)

All Campuses, Human Services & Community Safety, All
Programs, All Credentials, Base and Con Ed

Number of Respondents: 347



Institutional Research and Analysis (IR & A)



2016-17 Graduate Follow-up Survey: Survey Summary (1/2)

All Campuses, Human Services & Community Safety, All Programs,
All Credentials, Base

Gender
☒ Female
☒ Gender Unknown
☒ Male

Citizenship
☒ Canadian
☒ Citizenship Unknown
☒ Permanent Resident
☒ Student Visa

Indigenous
☒ Indigenous
☒ Non-Indigenous

Number of Respondents: 190

Overall Employment

Available Workforce	# of Grads Employed	Employment Rate	# of Full-time Grads	Full-time Employment Rate
172	161	94%	132	77%

Training Related Employment

Available Workforce	# of Training Related Grads	Employment Rate	# of Full-time Grads	Full-time Employment Rate
172	124	72%	108	63%

Location of Employment

Saskatoon	Regina	Moose Jaw	Prince Albert	Elsewhere in Sask	Outside Sask
45%	17%	2%	10%	20%	6%

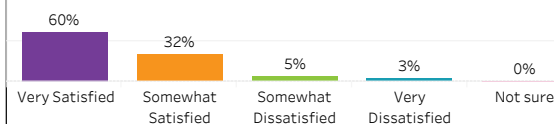
Average Salary

Overall	\$40,399
Full-time Training Related	\$43,672

Salary by Location

	Overall	Full-time Training Related
Saskatoon	34,053	39,483
Regina	38,967	42,456
Moose Jaw	28,480	
Prince Albert	37,199	36,798
Elsewhere in SK	45,088	51,361
Alberta	63,596	63,596
British Columbia	150,000	
Manitoba	81,400	
Elsewhere in Canada	25,444	25,444
Outside of Canada	86,528	86,528

Overall Satisfaction with the Program



Satisfaction with Sask Polytech

Satisfied with the decision to attend Saskpolytech	Recommend program to others	Recommend Saskpolytech to others
94%	88%	96%

Satisfaction with Campus Facilities & Services

% Satisfied % Dissatisfied % Not sure

Campus facilities



Campus activities



Instruction delivered



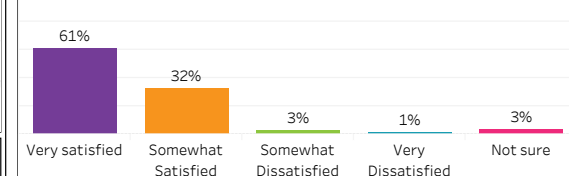
Student support services



Educational experience

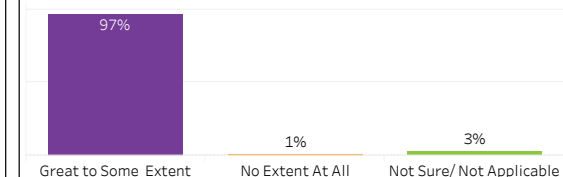


Relevance of Program to the Field of Employment

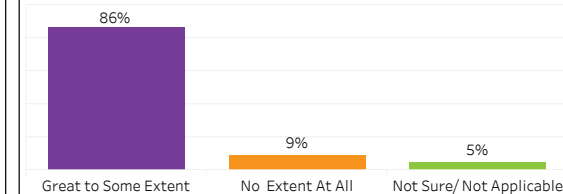


Program Benefits

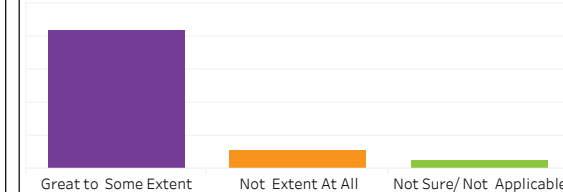
Skills and knowledge relevant in the workplace



Improved earning potential



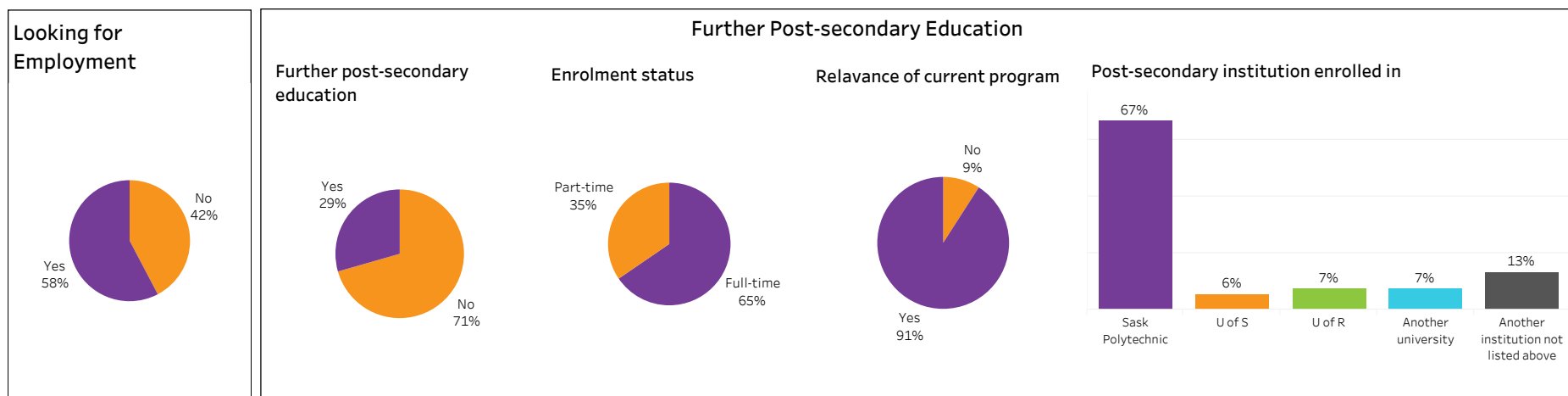
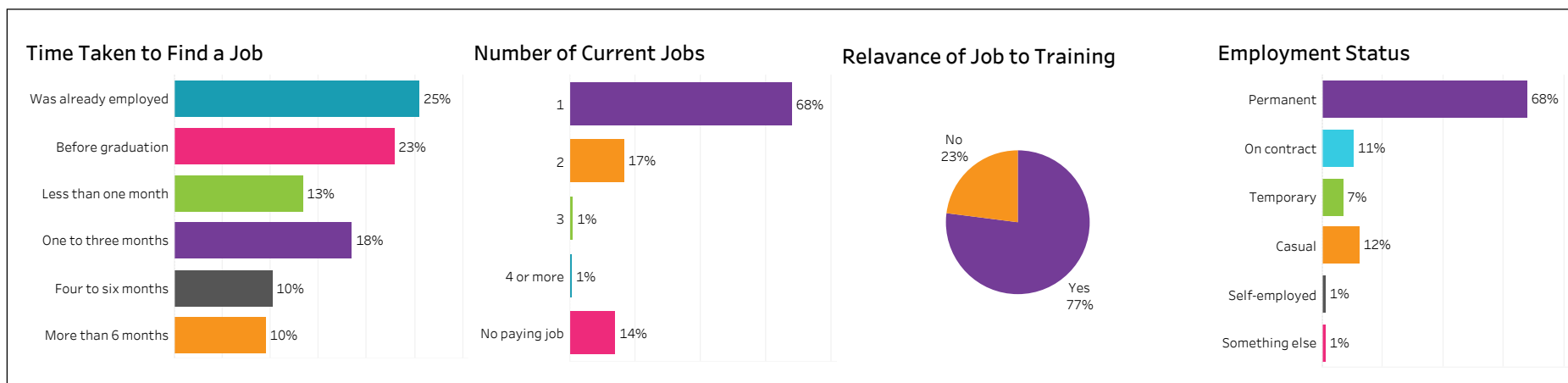
Improved employment opportunities



2016-17 Graduate Follow-up Survey: Survey Summary (2/2)

All Campuses, Human Services & Community Safety, All
Programs, All Credentials, Base

Number of Respondents: 190



Institutional Research and Analysis (IR & A)



2016-17 Graduate Follow-up Survey: Survey Summary (1/2)

All Campuses, Human Services & Community Safety, All Programs,
All Credentials, Con Ed - Brokered

Gender
☒ Female
☒ Gender Unknown
☒ Male

Citizenship
☒ Canadian
☒ Citizenship Unknown
☒ Permanent Resident
☒ Student Visa

Indigenous
☒ Indigenous
☒ Non-Indigenous

Number of Respondents: 46

Overall Employment

Available Workforce	# of Grads Employed	Employment Rate	# of Full-time Grads	Full-time Employment Rate
37	35	95%	27	73%

Training Related Employment

Available Workforce	# of Training Related Grads	Employment Rate	# of Full-time Grads	Full-time Employment Rate
37	25	68%	19	51%

Location of Employment

Saskatoon	Regina	Moose Jaw	Prince Albert	Elsewhere in Sask	Outside Sask
23%	6%	0%	9%	57%	6%

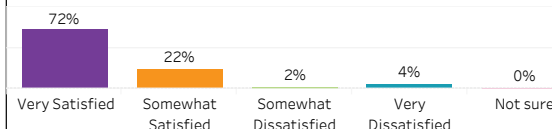
Average Salary



Salary by Location

	Overall	Full-time Training Related
Saskatoon	30,707	35,360
Regina	22,000	22,000
Prince Albert	45,816	45,816
Elsewhere in SK	28,093	32,158
Alberta	37,440	
Elsewhere in Canada		

Overall Satisfaction with the Program



Satisfaction with Sask Polytech

Satisfied with the decision to attend Saskpolytech	Recommend program to others	Recommend Saskpolytech to others
98%	96%	98%

Satisfaction with Campus Facilities & Services

% Satisfied % Dissatisfied % Not sure

Campus facilities



Campus activities



Instruction delivered



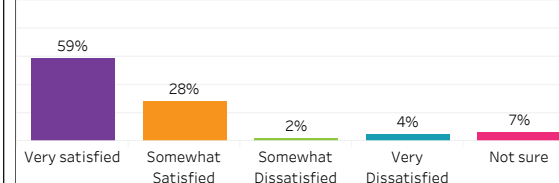
Student support services



Educational experience

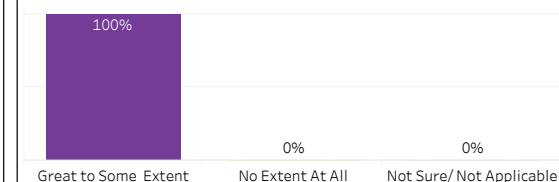


Relevance of Program to the Field of Employment

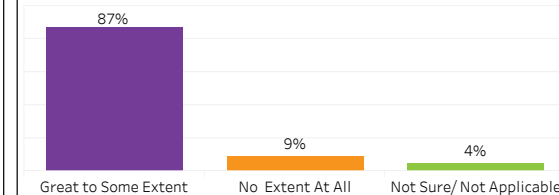


Program Benefits

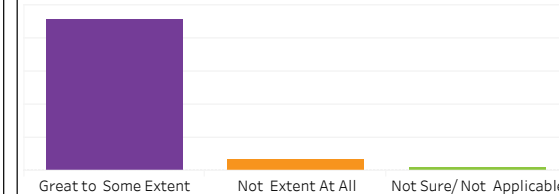
Skills and knowledge relevant in the workplace



Improved earning potential

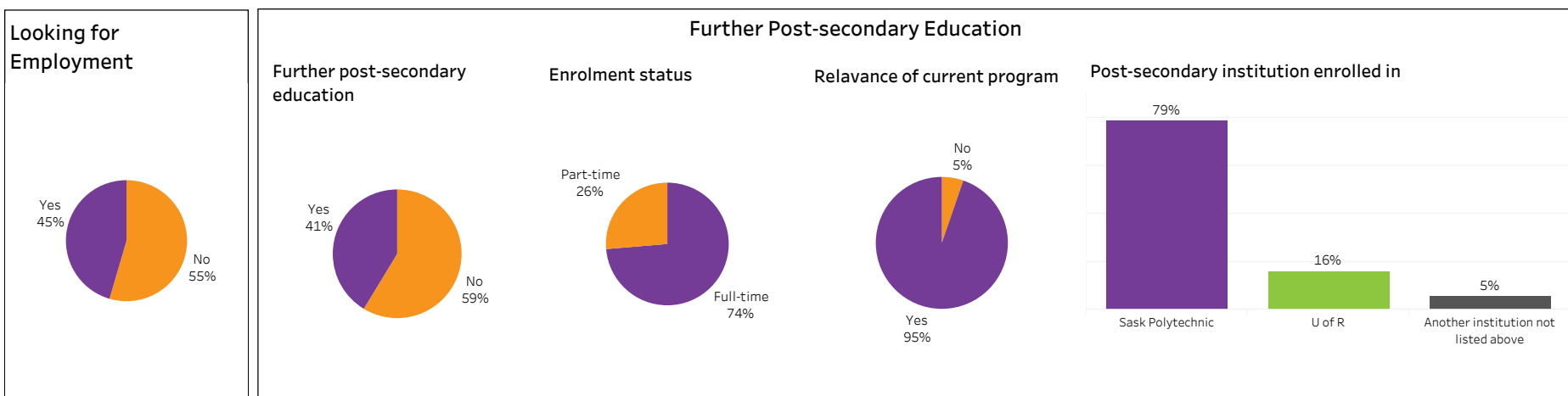
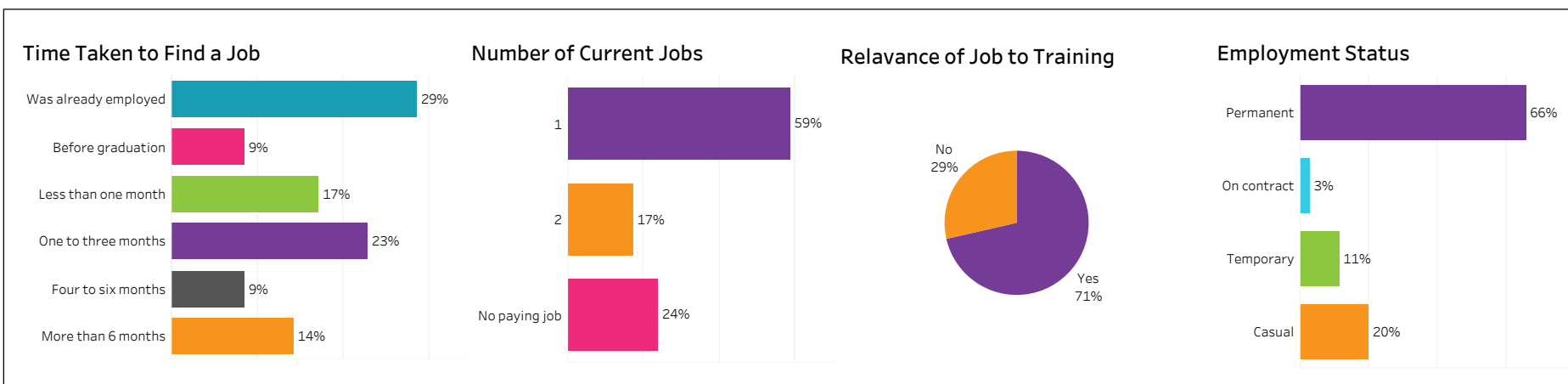


Improved employment opportunities



**2016-17 Graduate Follow-up Survey:
Survey Summary (2/2)**
All Campuses, Human Services & Community Safety, All
Programs, All Credentials, Con Ed - Brokered

Number of Respondents: **46**





2016-17 Graduate Follow-up Survey: Survey Summary (1/2)

All Campuses, Human Services & Community Safety, All Programs,
All Credentials, Con Ed - Sask Poly Delivered

Gender
☒ Female
☒ Gender Unknown
☒ Male

Citizenship
☒ Canadian
☒ Citizenship Unknown
☒ Permanent Resident
☒ Student Visa

Indigenous
☒ Indigenous
☒ Non-Indigenous

Number of Respondents: **111**

Overall Employment

Available Workforce	# of Grads Employed	Employment Rate	# of Full-time Grads	Full-time Employment Rate
107	99	93%	77	72%

Training Related Employment

Available Workforce	# of Training Related Grads	Employment Rate	# of Full-time Grads	Full-time Employment Rate
107	71	66%	57	53%

Location of Employment

Saskatoon	Regina	Moose Jaw	Prince Albert	Elsewhere in Sask	Outside Sask
20%	36%	2%	13%	28%	1%

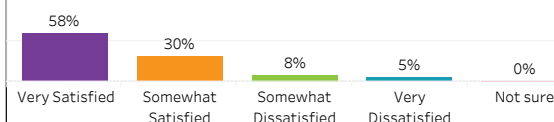
Average Salary

Overall	\$33,652
Full-time Training Related	\$38,602

Salary by Location

	Overall	Full-time Training Related
Saskatoon	30,674	36,452
Regina	36,234	41,410
Moose Jaw	32,032	45,000
Prince Albert	35,665	43,020
Elsewhere in SK	31,843	35,010
Alberta	35,360	35,360

Overall Satisfaction with the Program



Satisfaction with Sask Polytech

Satisfied with the decision to attend Saskpolytech	Recommend program to others	Recommend Saskpolytech to others
90%	80%	96%

Satisfaction with Campus Facilities & Services

% Satisfied % Dissatisfied % Not sure

Campus facilities



Campus activities



Instruction delivered



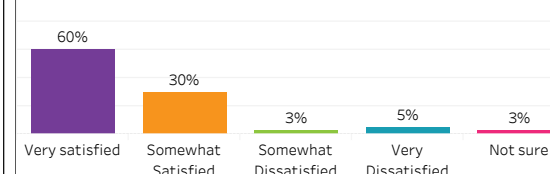
Student support services



Educational experience

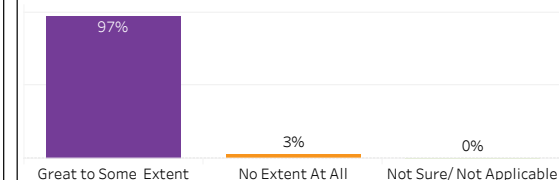


Relevance of Program to the Field of Employment

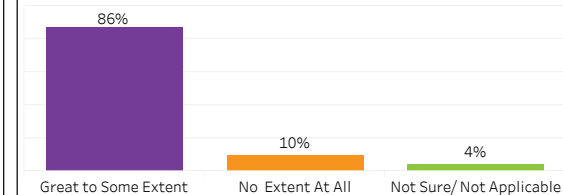


Program Benefits

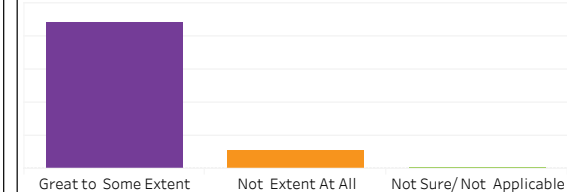
Skills and knowledge relevant in the workplace



Improved earning potential



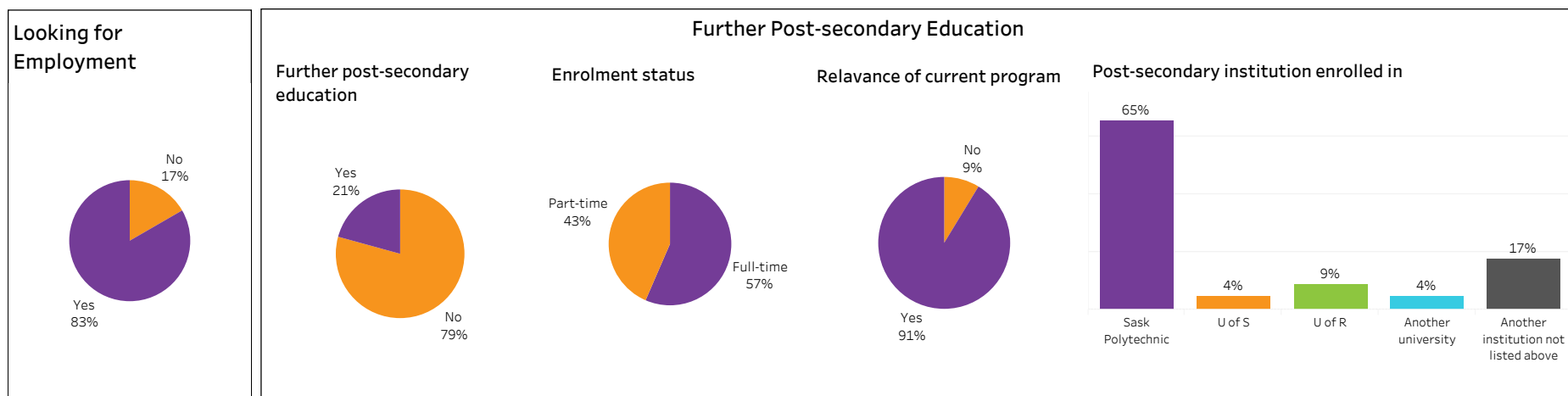
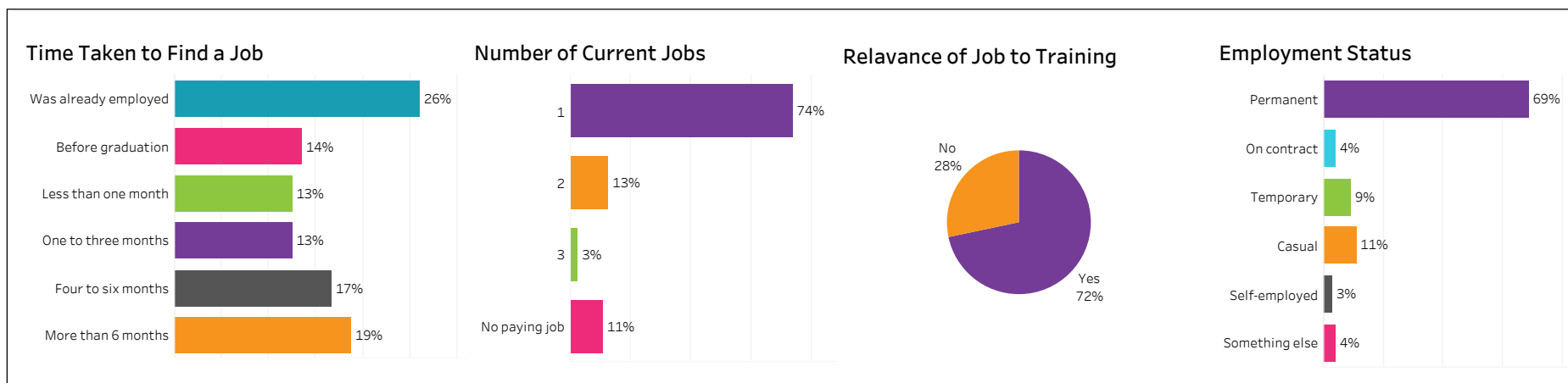
Improved employment opportunities



2016-17 Graduate Follow-up Survey: Survey Summary (2/2)

All Campuses, Human Services & Community Safety, All
Programs, All Credentials, Con Ed - Sask Poly Delivered

Number of Respondents: 111



Institutional Research and Analysis (IR & A)



2016-17 Graduate Follow-up Survey: Survey Summary (1/2)

Prince Albert, Human Services & Community Safety, Aboriginal
Policing Preparation,
CERT, Con Ed - Sask Poly Delivered

Gender
☒ Female
☒ Gender Unknown
☒ Male

Citizenship
☒ Canadian
☒ Citizenship Unknown
☒ Permanent Resident
☒ Student Visa

Indigenous
☒ Indigenous
☒ Non-Indigenous

Number of Respondents: 6

Overall Employment

Available Workforce	# of Grads Employed	Employment Rate	# of Full-time Grads	Full-time Employment Rate
4	4	100%	3	75%

Training Related Employment

Available Workforce	# of Training Related Grads	Employment Rate	# of Full-time Grads	Full-time Employment Rate
4	1	25%	1	25%

Location of Employment

Saskatoon	Regina	Moose Jaw	Prince Albert	Elsewhere in Sask	Outside Sask
0%	0%	0%	50%	50%	0%

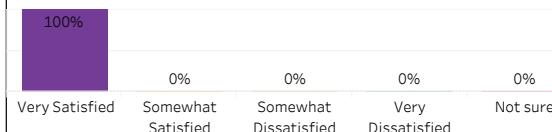
Average Salary

	Overall	Full-time Training Related
	\$19,552	

Salary by Location

	Overall	Full-time Training Related
Prince Albert	18,304	
Elsewhere in SK	20,800	

Overall Satisfaction with the Program



Satisfaction with Sask Polytech

Satisfied with the decision to attend Saskpolytech	Recommend program to others	Recommend Saskpolytech to others
100%	100%	100%

Satisfaction with Campus Facilities & Services

% Satisfied % Dissatisfied % Not sure

Campus facilities



Campus activities



Instruction delivered



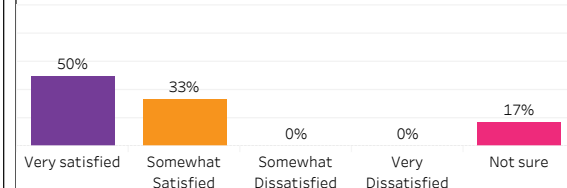
Student support services



Educational experience

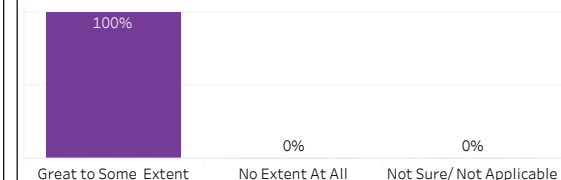


Relevance of Program to the Field of Employment

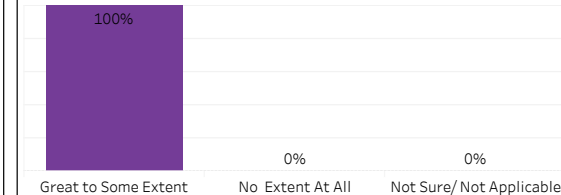


Program Benefits

Skills and knowledge relevant in the workplace



Improved earning potential

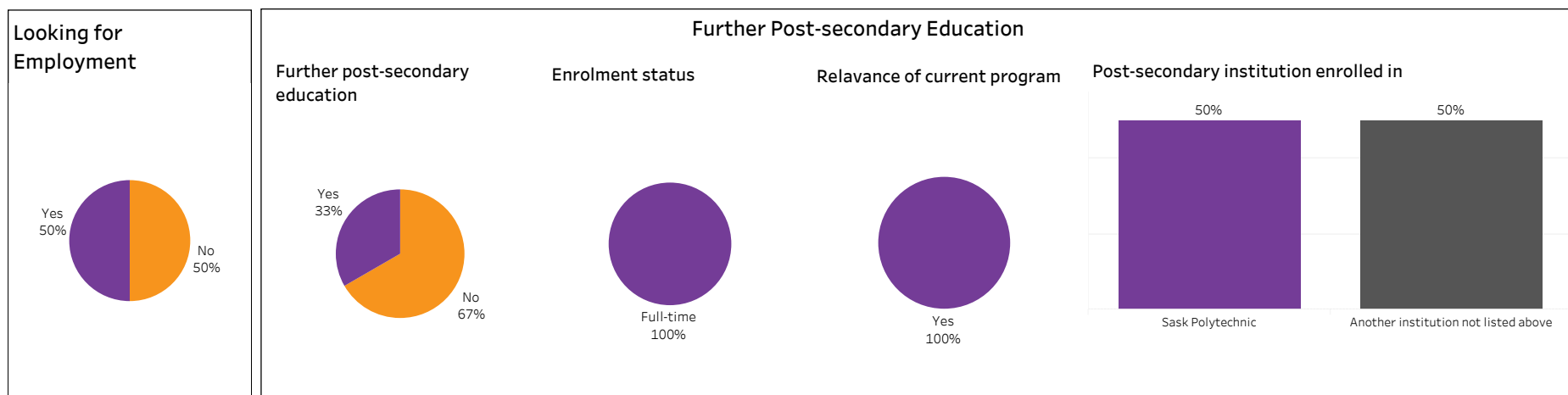
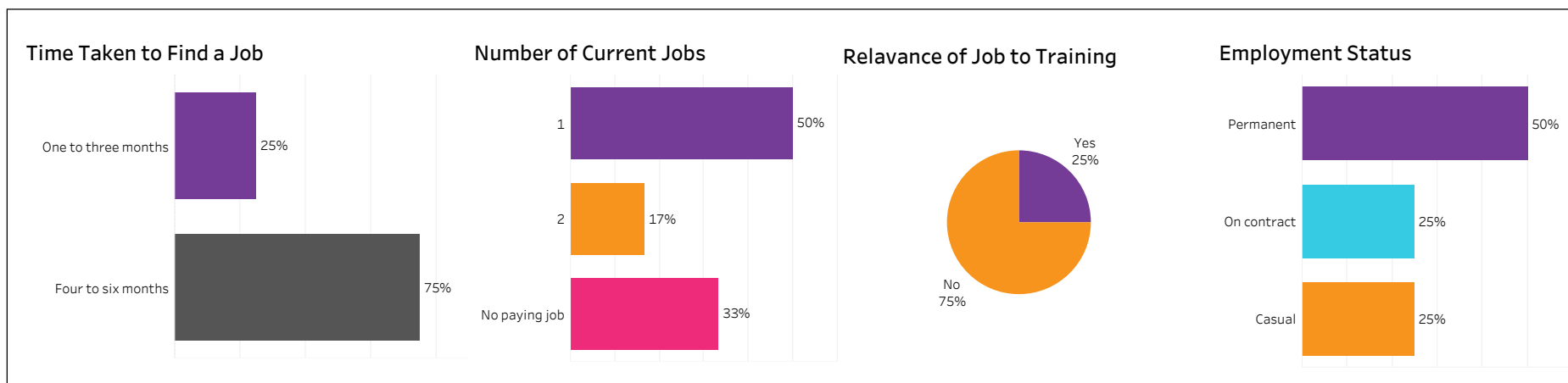


Improved employment opportunities



2016-17 Graduate Follow-up Survey: Survey Summary (2/2) Prince Albert, Human Services & Community Safety, Aboriginal Policing Preparation, CERT, Con Ed - Sask Poly Delivered

Number of Respondents: 6





**2016-17 Graduate Follow-up Survey:
Survey Summary (1/2)**
Regina, Human Services & Community Safety, Aboriginal Policing
Preparation,
CERT, Con Ed - Sask Poly Delivered

Gender
☒ Female
☒ Gender Unknown
☒ Male

Citizenship
☒ Canadian
☒ Citizenship Unknown
☒ Permanent Resident
☒ Student Visa

Indigenous
☒ Indigenous
☒ Non-Indigenous

Number of Respondents: **9**

Overall Employment

Available Workforce	# of Grads Employed	Employment Rate	# of Full-time Grads	Full-time Employment Rate
9	8	89%	7	78%

Training Related Employment

Available Workforce	# of Training Related Grads	Employment Rate	# of Full-time Grads	Full-time Employment Rate
9	4	44%	4	44%

Location of Employment

Saskatoon	Regina	Moose Jaw	Prince Albert	Elsewhere in Sask	Outside Sask
0%	100%	0%	0%	0%	0%

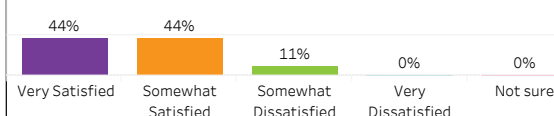
Average Salary



Salary by Location

	Overall	Full-time Training Related
Regina	39,689	42,588

Overall Satisfaction with the Program



Satisfaction with Sask Polytech

Satisfied with the decision to attend Saskpolytech	Recommend program to others	Recommend Saskpolytech to others
89%	89%	100%

Satisfaction with Campus Facilities & Services

% Satisfied % Dissatisfied % Not sure

Campus facilities



Campus activities



Instruction delivered



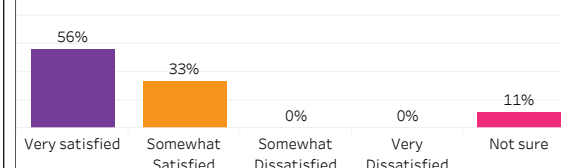
Student support services



Educational experience

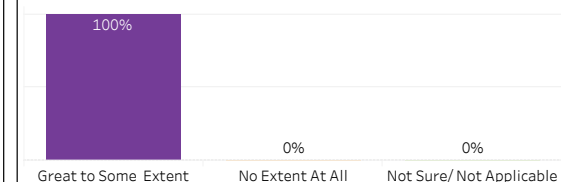


Relevance of Program to the Field of Employment

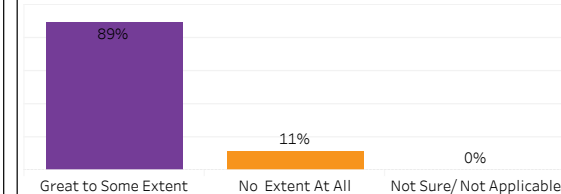


Program Benefits


Skills and knowledge relevant in the workplace



Improved earning potential

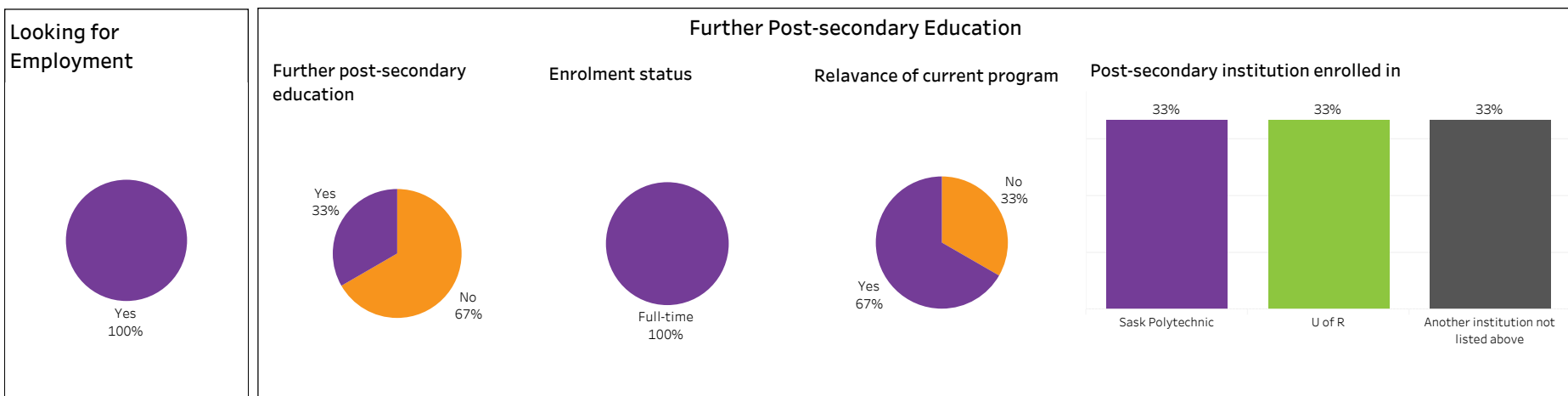
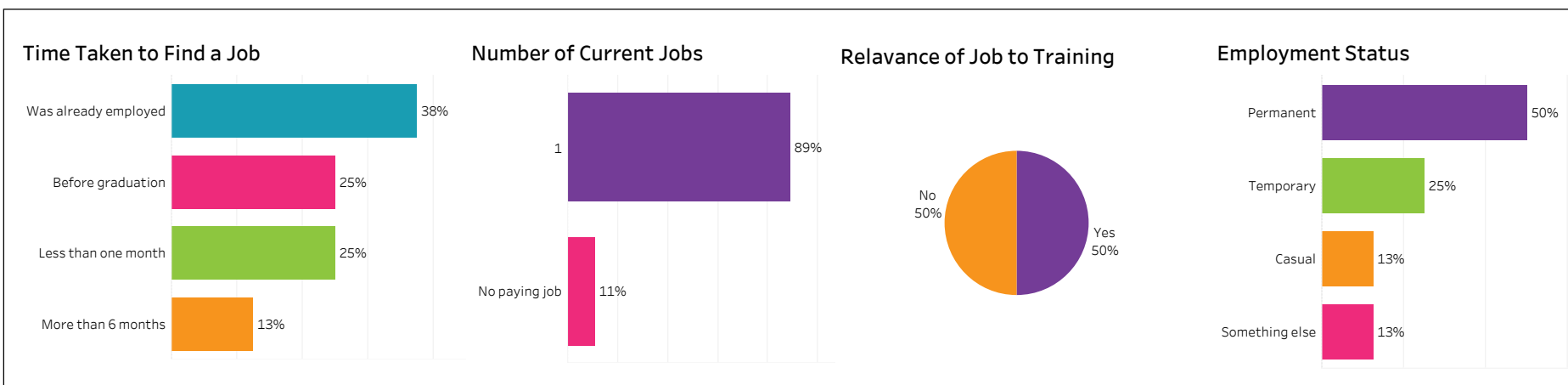


Improved employment opportunities



**2016-17 Graduate Follow-up Survey:
Survey Summary (2/2)**
Regina, Human Services & Community Safety, Aboriginal
Policing Preparation, CERT, Con Ed - Sask Poly Delivered

Number of Respondents: 9



Institutional Research and Analysis (IR & A)



**2016-17 Graduate Follow-up Survey:
Survey Summary (1/2)**
Saskatoon, Human Services & Community Safety, Aboriginal
Policing Preparation,
CERT, Con Ed - Sask Poly Delivered

Gender
☒ Female
☒ Gender Unknown
☒ Male

Citizenship
☒ Canadian
☒ Citizenship Unknown
☒ Permanent Resident
☒ Student Visa

Indigenous
☒ Indigenous
☒ Non-Indigenous

Number of Respondents: **2**

Overall Employment

Available Workforce	# of Grads Employed	Employment Rate	# of Full-time Grads	Full-time Employment Rate
2	2	100%	1	50%

Training Related Employment

Available Workforce	# of Training Related Grads	Employment Rate	# of Full-time Grads	Full-time Employment Rate
2	1	50%	0	0%

Location of Employment

Saskatoon	Regina	Moose Jaw	Prince Albert	Elsewhere in Sask	Outside Sask
100%	0%	0%	0%	0%	0%

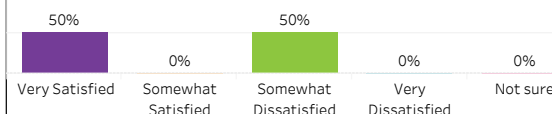
Average Salary

	Overall	Full-time Training Related
	\$14,014	

Salary by Location

	Overall	Full-time Training Related
Saskatoon	14,014	

Overall Satisfaction with the Program



Satisfaction with Sask Polytech

Satisfied with the decision to attend Saskpolytech	Recommend program to others	Recommend Saskpolytech to others
100%	50%	100%

Satisfaction with Campus Facilities & Services

■ % Satisfied ■ % Dissatisfied ■ % Not sure

Campus facilities



Campus activities



Instruction delivered



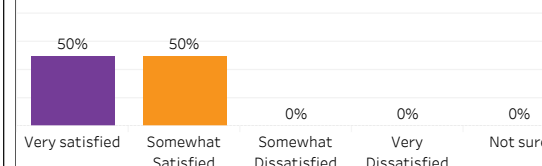
Student support services



Educational experience

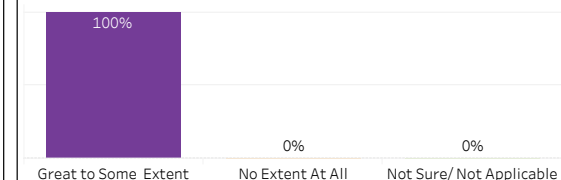


Relevance of Program to the Field of Employment

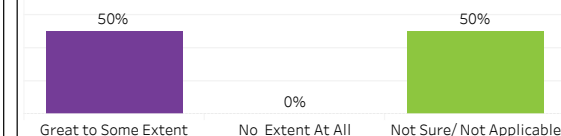


Program Benefits

Skills and knowledge relevant in the workplace



Improved earning potential




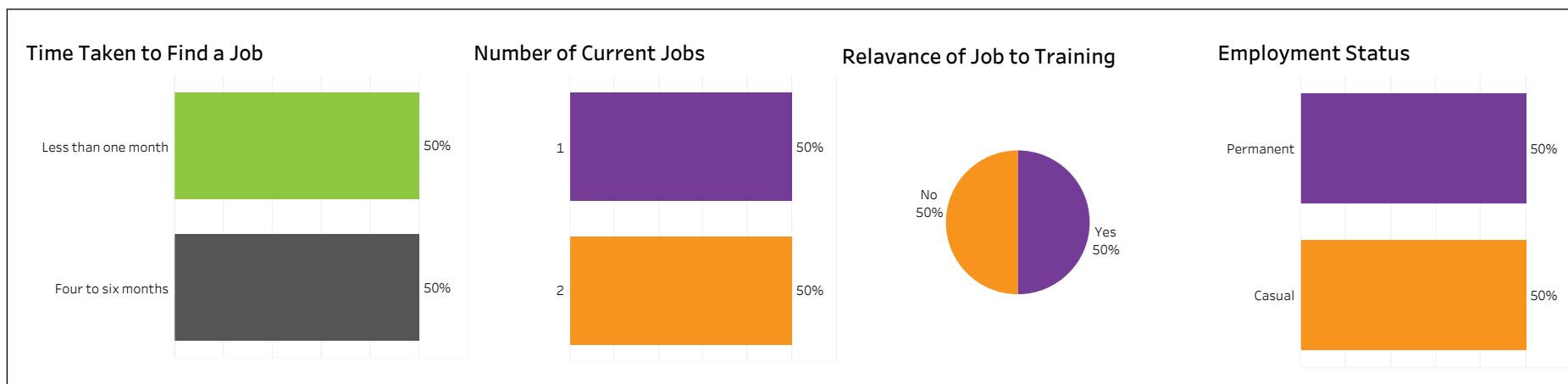
Improved employment opportunities





**2016-17 Graduate Follow-up Survey:
Survey Summary (2/2)**
Saskatoon, Human Services & Community Safety, Aboriginal
Policing Preparation, CERT, Con Ed - Sask Poly Delivered

Number of Respondents: 2



Institutional Research and Analysis (IR & A)



**2016-17 Graduate Follow-up Survey:
Survey Summary (1/2)**
**Prince Albert, Human Services & Community Safety, Correctional
Studies,
DIP, Base**

Gender
☒ Female
☒ Gender Unknown
☒ Male

Citizenship
☒ Canadian
☒ Citizenship Unknown
☒ Permanent Resident
☒ Student Visa

Indigenous
☒ Indigenous
☒ Non-Indigenous

Number of Respondents: **16**

Overall Employment

Available Workforce	# of Grads Employed	Employment Rate	# of Full-time Grads	Full-time Employment Rate
15	15	100%	12	80%

Training Related Employment

Available Workforce	# of Training Related Grads	Employment Rate	# of Full-time Grads	Full-time Employment Rate
15	13	87%	11	73%

Location of Employment

Saskatoon	Regina	Moose Jaw	Prince Albert	Elsewhere in Sask	Outside Sask
33%	7%	0%	27%	20%	13%

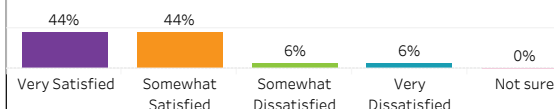
Average Salary

Overall	\$44,816
Full-time Training Related	\$48,846

Salary by Location

	Overall	Full-time Training Related
Saskatoon	57,350	57,350
Regina	45,760	45,760
Prince Albert	52,130	44,915
Elsewhere in SK	28,739	54,600
Alberta	20,020	20,020

Overall Satisfaction with the Program



Satisfaction with Sask Polytech

Satisfied with the decision to attend Saskpolytech	Recommend program to others	Recommend Saskpolytech to others
81%	75%	94%

Satisfaction with Campus Facilities & Services

■ % Satisfied ■ % Dissatisfied ■ % Not sure

Campus facilities



Campus activities



Instruction delivered



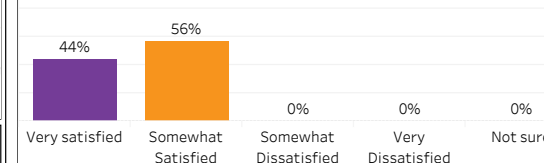
Student support services



Educational experience

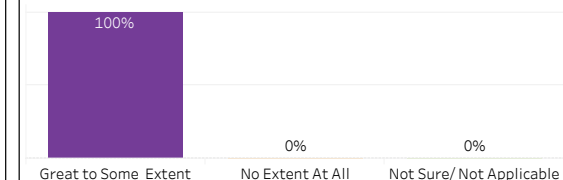


Relevance of Program to the Field of Employment

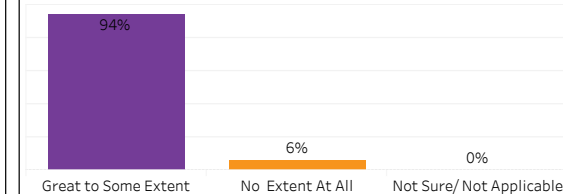


Program Benefits

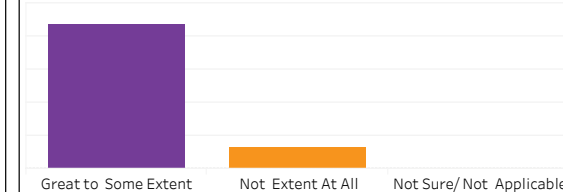
Skills and knowledge relevant in the workplace



Improved earning potential



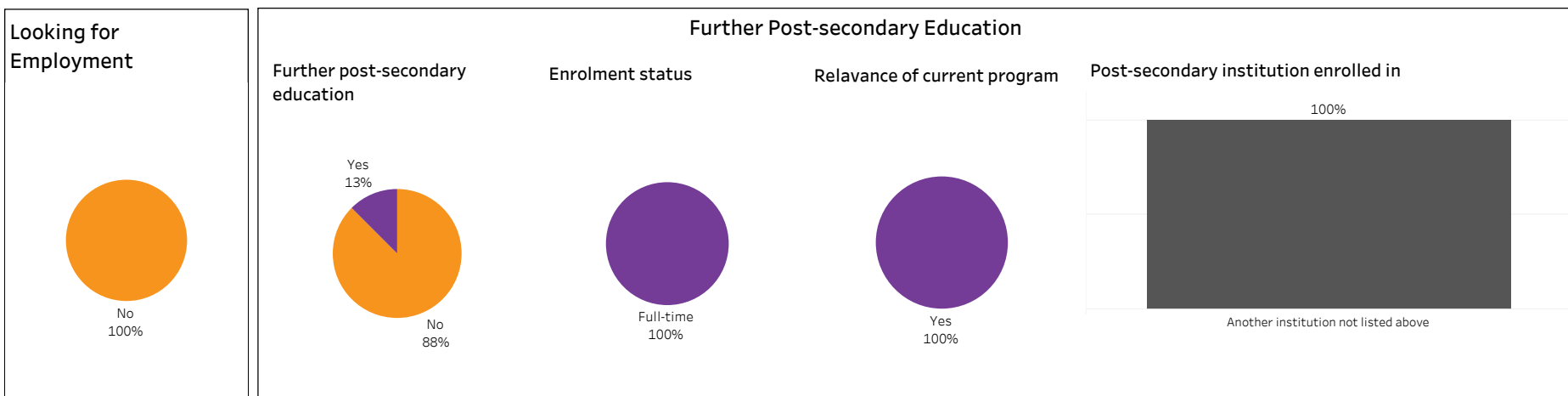
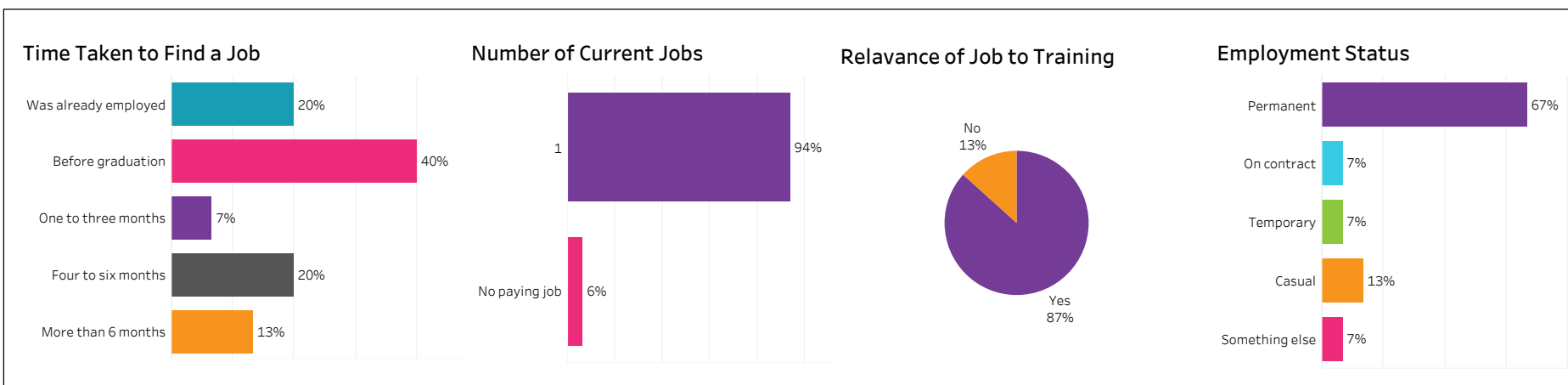
Improved employment opportunities





**2016-17 Graduate Follow-up Survey:
Survey Summary (2/2)**
**Prince Albert, Human Services & Community Safety,
Correctional Studies, DIP, Base**

Number of Respondents: **16**



Institutional Research and Analysis (IR & A)



2016-17 Graduate Follow-up Survey: Survey Summary (1/2)

Prince Albert, Human Services & Community Safety, Court Services
Administrator,
APCERT, Con Ed - Sask Poly Delivered

Gender
☒ Female
☒ Gender Unknown
☒ Male

Citizenship
☒ Canadian
☒ Citizenship Unknown
☒ Permanent Resident
☒ Student Visa

Indigenous
☒ Indigenous
☒ Non-Indigenous

Number of Respondents: 5

Overall Employment

Available Workforce	# of Grads Employed	Employment Rate	# of Full-time Grads	Full-time Employment Rate
5	5	100%	3	60%

Training Related Employment

Available Workforce	# of Training Related Grads	Employment Rate	# of Full-time Grads	Full-time Employment Rate
5	2	40%	2	40%

Location of Employment

Saskatoon	Regina	Moose Jaw	Prince Albert	Elsewhere in Sask	Outside Sask
0%	0%	0%	80%	20%	0%

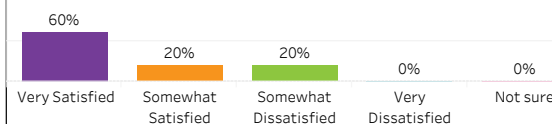
Average Salary

Overall	\$34,512
Full-time Training Related	\$43,649

Salary by Location

	Overall	Full-time Training Related
Prince Albert	34,923	43,649
Elsewhere in SK	33,280	

Overall Satisfaction with the Program



Satisfaction with Sask Polytech

Satisfied with the decision to attend Saskpolytech	Recommend program to others	Recommend Saskpolytech to others
80%	80%	100%

Satisfaction with Campus Facilities & Services

% Satisfied % Dissatisfied % Not sure

Campus facilities



Campus activities



Instruction delivered



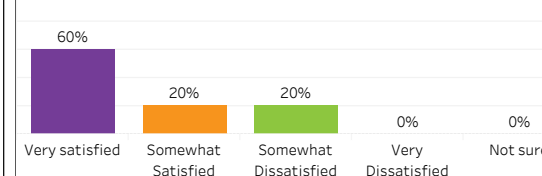
Student support services



Educational experience

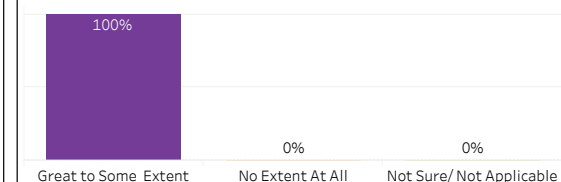


Relevance of Program to the Field of Employment

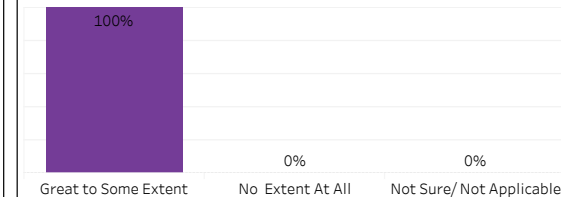


Program Benefits

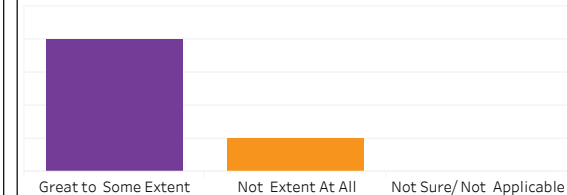
Skills and knowledge relevant in the workplace



Improved earning potential




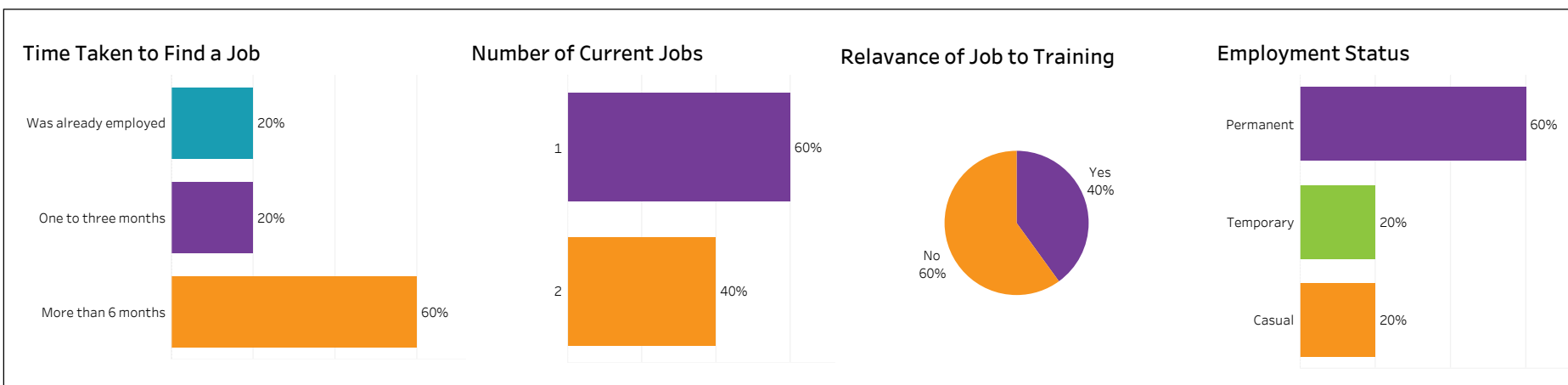
Improved employment opportunities





**2016-17 Graduate Follow-up Survey:
Survey Summary (2/2)**
 Prince Albert, Human Services & Community Safety, Court
 Services Administrator, APCERT, Con Ed - Sask Poly Delivered

Number of Respondents: 5



Institutional Research and Analysis (IR & A)



**2016-17 Graduate Follow-up Survey:
Survey Summary (1/2)**
Regina, Human Services & Community Safety, Court Services
Administrator,
APCERT, Con Ed - Sask Poly Delivered

Gender
☒ Female
☒ Gender Unknown
☒ Male

Citizenship
☒ Canadian
☒ Citizenship Unknown
☒ Permanent Resident
☒ Student Visa

Indigenous
☒ Indigenous
☒ Non-Indigenous

Number of Respondents: **11**

Overall Employment

Available Workforce	# of Grads Employed	Employment Rate	# of Full-time Grads	Full-time Employment Rate
11	11	100%	10	91%

Training Related Employment

Available Workforce	# of Training Related Grads	Employment Rate	# of Full-time Grads	Full-time Employment Rate
11	5	45%	5	45%

Location of Employment

Saskatoon	Regina	Moose Jaw	Prince Albert	Elsewhere in Sask	Outside Sask
0%	91%	0%	0%	9%	0%

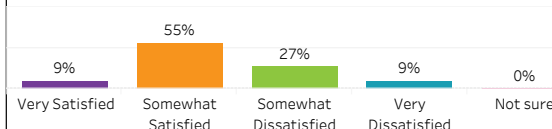
Average Salary

Overall	\$36,335
Full-time Training Related	\$41,893

Salary by Location

	Overall	Full-time Training Related
Regina	37,237	41,893
Elsewhere in SK	29,120	

Overall Satisfaction with the Program




Satisfaction with Sask Polytech

Satisfied with the decision to attend Saskpolytech	Recommend program to others	Recommend Saskpolytech to others
82%	55%	91%

Satisfaction with Campus Facilities & Services

% Satisfied % Dissatisfied % Not sure

Campus facilities



Campus activities



Instruction delivered



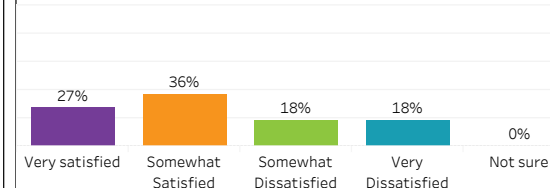
Student support services



Educational experience

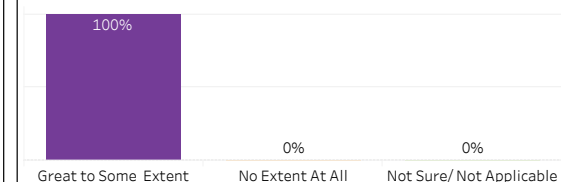


Relevance of Program to the Field of Employment

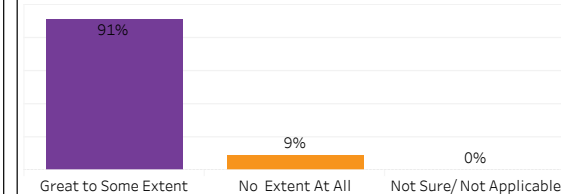


Program Benefits

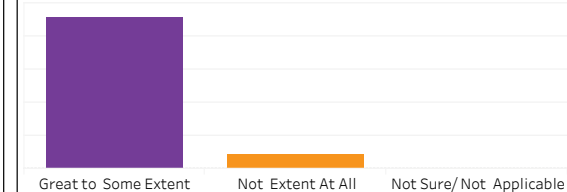
Skills and knowledge relevant in the workplace



Improved earning potential




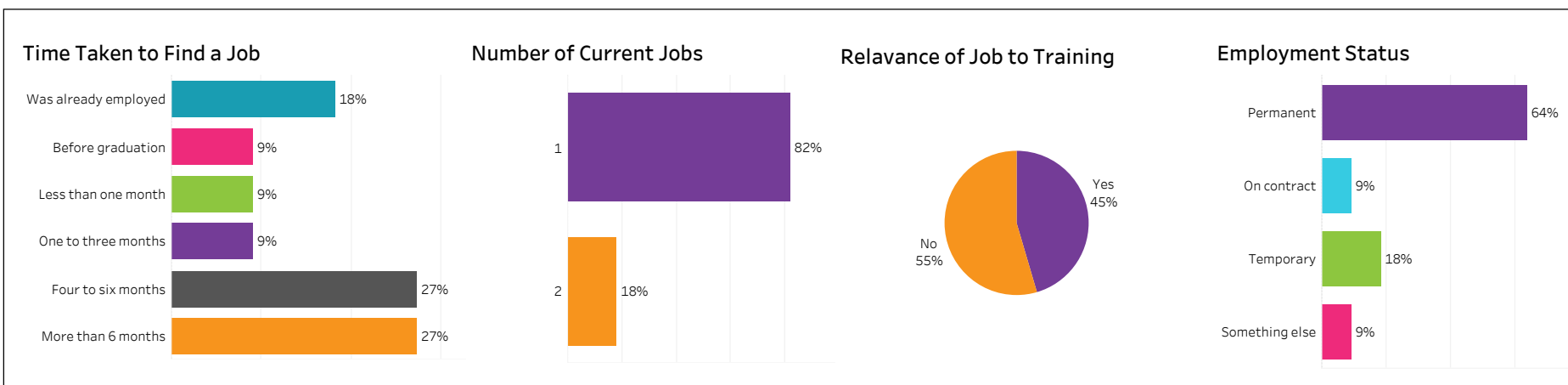
Improved employment opportunities





2016-17 Graduate Follow-up Survey:
Survey Summary (2/2)
 Regina, Human Services & Community Safety, Court Services
 Administrator, APCERT, Con Ed - Sask Poly Delivered

Number of Respondents: **11**



Institutional Research and Analysis (IR & A)



**2016-17 Graduate Follow-up Survey:
Survey Summary (1/2)**
Saskatoon, Human Services & Community Safety, Court Services
Administrator,
APCERT, Con Ed - Sask Poly Delivered

Gender
☒ Female
☒ Gender Unknown
☒ Male

Citizenship
☒ Canadian
☒ Citizenship Unknown
☒ Permanent Resident
☒ Student Visa

Indigenous
☒ Indigenous
☒ Non-Indigenous

Number of Respondents: **6**

Overall Employment

Available Workforce	# of Grads Employed	Employment Rate	# of Full-time Grads	Full-time Employment Rate
6	4	67%	3	50%

Training Related Employment

Available Workforce	# of Training Related Grads	Employment Rate	# of Full-time Grads	Full-time Employment Rate
6	3	50%	3	50%

Location of Employment

Saskatoon	Regina	Moose Jaw	Prince Albert	Elsewhere in Sask	Outside Sask
50%	25%	0%	0%	25%	0%

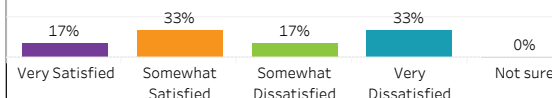
Average Salary

Overall	\$21,848
Full-time Training Related	\$33,712

Salary by Location

	Overall	Full-time Training Related
Saskatoon	9,984	
Regina	33,712	33,712
Elsewhere in SK		

Overall Satisfaction with the Program



Satisfaction with Sask Polytech

Satisfied with the decision to attend Saskpolytech	Recommend program to others	Recommend Saskpolytech to others
67%	33%	83%

Satisfaction with Campus Facilities & Services

% Satisfied % Dissatisfied % Not sure

Campus facilities



Campus activities



Instruction delivered



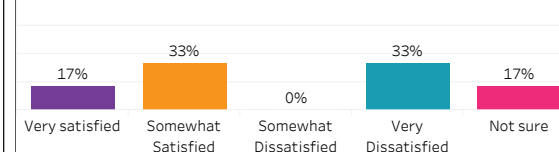
Student support services



Educational experience

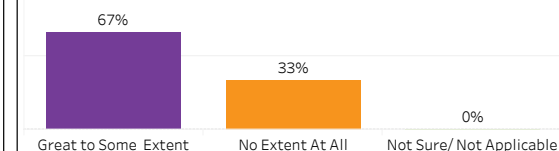


Relevance of Program to the Field of Employment

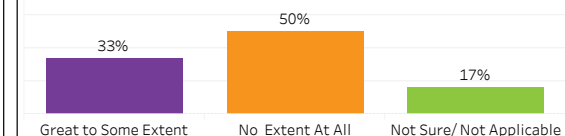


Program Benefits

Skills and knowledge relevant in the workplace



Improved earning potential



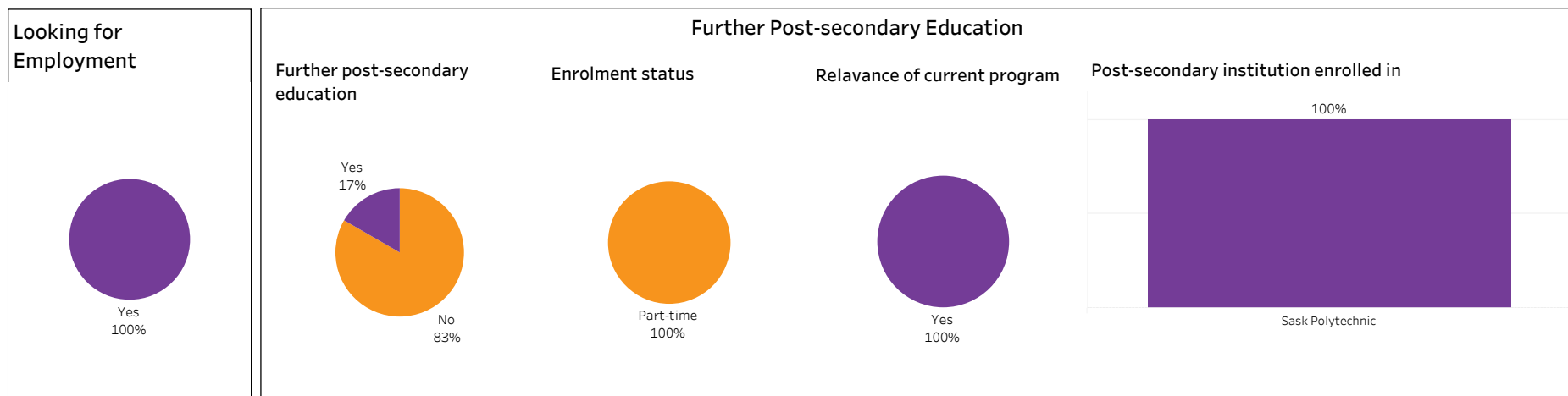
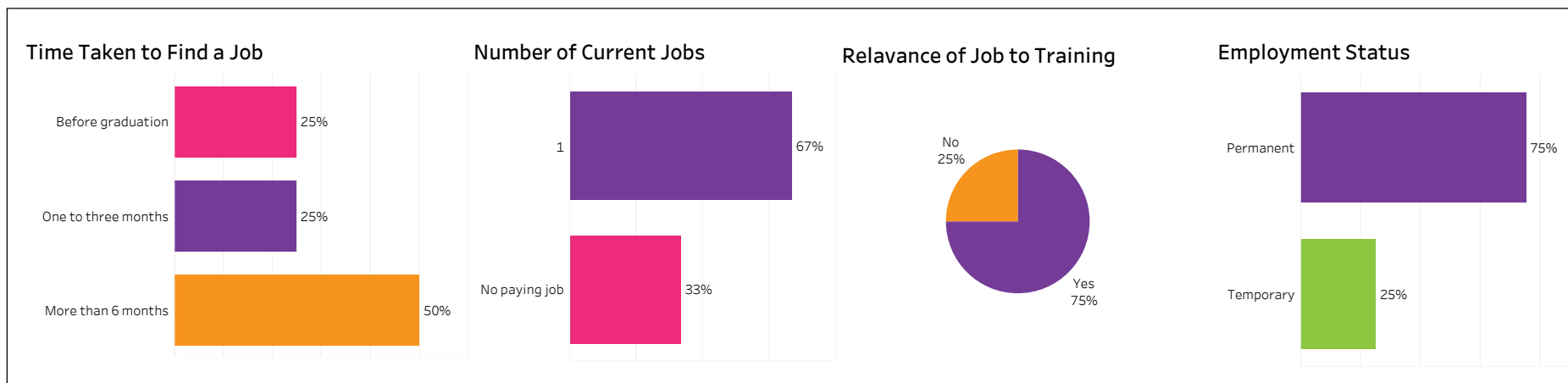
Improved employment opportunities





2016-17 Graduate Follow-up Survey:
Survey Summary (2/2)
 Saskatoon, Human Services & Community Safety, Court Services
 Administrator, APCERT, Con Ed - Sask Poly Delivered

Number of Respondents: 6



Institutional Research and Analysis (IR & A)



**2016-17 Graduate Follow-up Survey:
Survey Summary (1/2)**
**Saskatoon, Human Services & Community Safety, Disability
Support Worker,
CERT, Base**

Gender
☒ Female
☒ Gender Unknown
☒ Male

Citizenship
☒ Canadian
☒ Citizenship Unknown
☒ Permanent Resident
☒ Student Visa

Indigenous
☒ Indigenous
☒ Non-Indigenous

Number of Respondents: **16**

Overall Employment

Available Workforce	# of Grads Employed	Employment Rate	# of Full-time Grads	Full-time Employment Rate
15	14	93%	14	93%

Training Related Employment

Available Workforce	# of Training Related Grads	Employment Rate	# of Full-time Grads	Full-time Employment Rate
15	14	93%	14	93%

Location of Employment

Saskatoon	Regina	Moose Jaw	Prince Albert	Elsewhere in Sask	Outside Sask
86%	7%	0%	0%	7%	0%

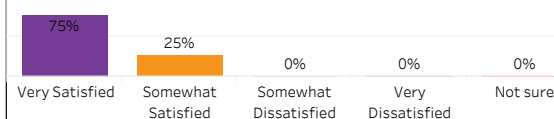
Average Salary

Overall	\$29,927
Full-time Training Related	\$29,927

Salary by Location

	Overall	Full-time Training Related
Saskatoon	30,184	30,184
Regina		
Elsewhere in SK	27,097	27,097

Overall Satisfaction with the Program



Satisfaction with Sask Polytech

Satisfied with the decision to attend Saskpolytech	Recommend program to others	Recommend Saskpolytech to others
100%	100%	100%

Satisfaction with Campus Facilities & Services

■ % Satisfied ■ % Dissatisfied ■ % Not sure

Campus facilities



Campus activities



Instruction delivered



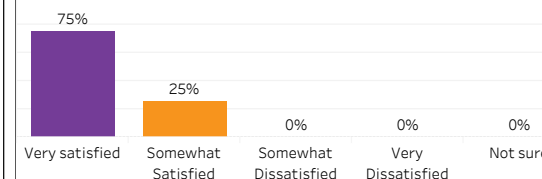
Student support services



Educational experience

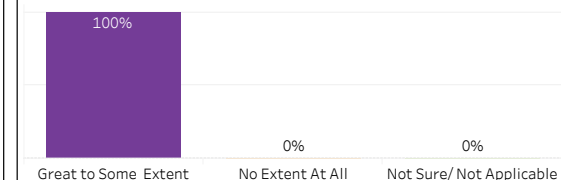


Relevance of Program to the Field of Employment

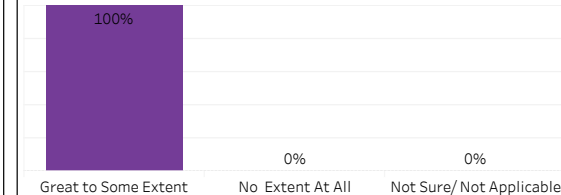


Program Benefits

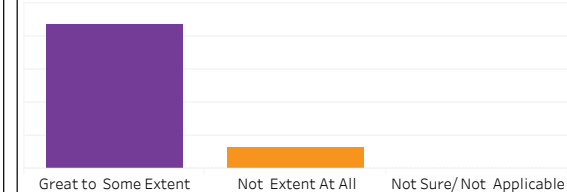
Skills and knowledge relevant in the workplace



Improved earning potential

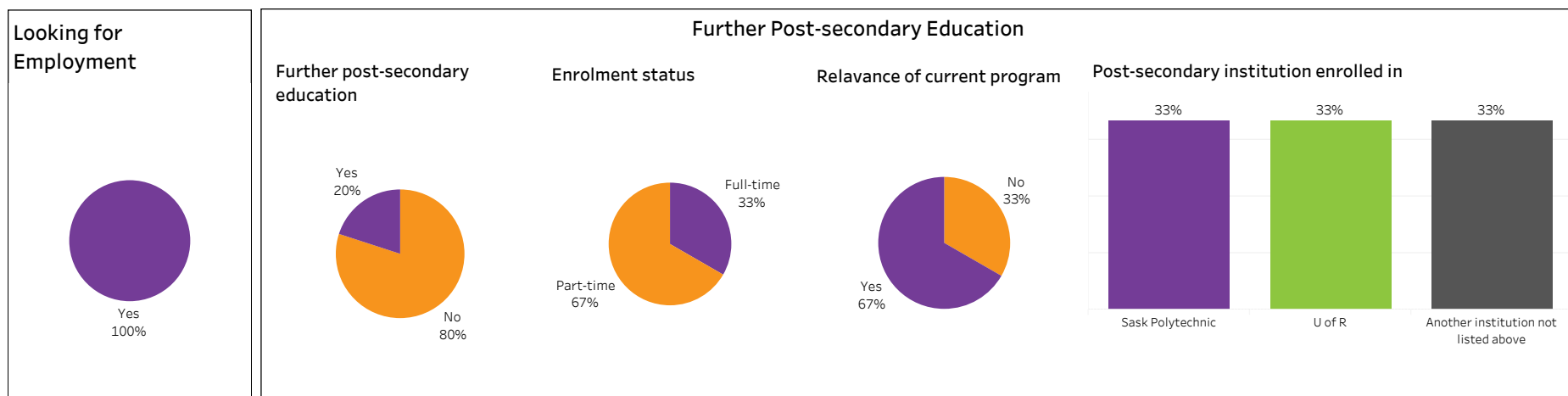
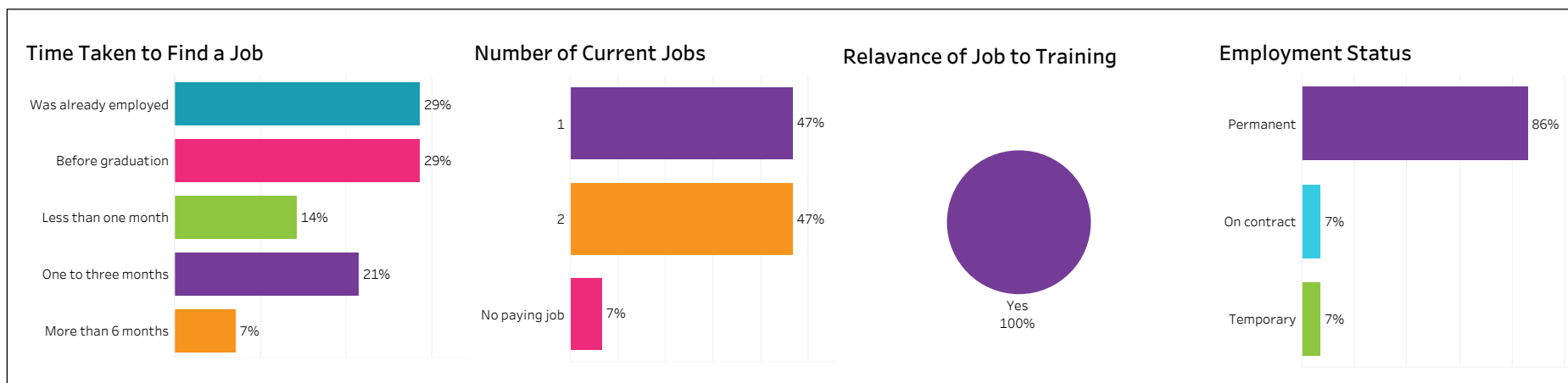


Improved employment opportunities



**2016-17 Graduate Follow-up Survey:
Survey Summary (2/2)**
**Saskatoon, Human Services & Community Safety, Disability
Support Worker, CERT, Base**

Number of Respondents: **16**





2016-17 Graduate Follow-up Survey:
Survey Summary (1/2)
Saskatoon, Human Services & Community Safety, Disability
Support Worker,
CERT, Con Ed - Sask Poly Delivered

Gender
☒ Female
☒ Gender Unknown
☒ Male

Citizenship
☒ Canadian
☒ Citizenship Unknown
☒ Permanent Resident
☒ Student Visa

Indigenous
☒ Indigenous
☒ Non-Indigenous

Number of Respondents: **1**

Overall Employment

Available Workforce	# of Grads Employed	Employment Rate	# of Full-time Grads	Full-time Employment Rate
1	0	0%		

Training Related Employment

Available Workforce	# of Training Related Grads	Employment Rate	# of Full-time Grads	Full-time Employment Rate
1				

Location of Employment

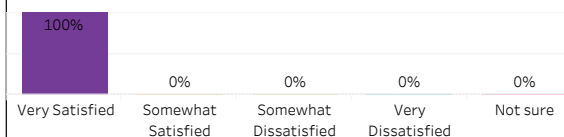
Saskatoon	Regina	Moose Jaw	Prince Albert	Elsewhere in Sask	Outside Sask

Average Salary

Overall	Full-time Training Related

Salary by Location

Overall Satisfaction with the Program



Satisfaction with Sask Polytech

Satisfied with the decision to attend Saskpolytech	Recommend program to others	Recommend Saskpolytech to others
100%	100%	100%

Satisfaction with Campus Facilities & Services

■ % Satisfied ■ % Dissatisfied ■ % Not sure

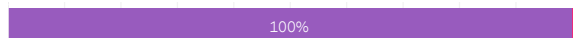
Campus facilities



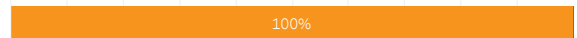
Campus activities



Instruction delivered



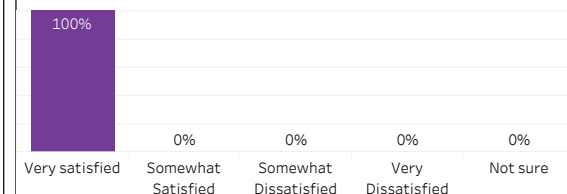
Student support services



Educational experience

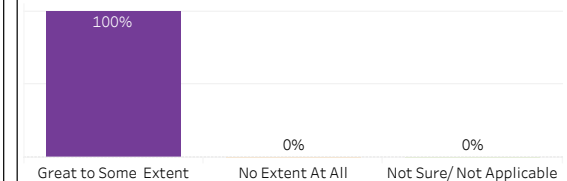


Relevance of Program to the Field of Employment

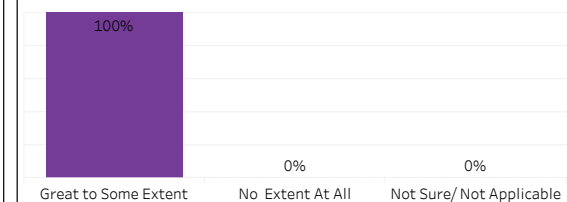


Program Benefits

Skills and knowledge relevant in the workplace



Improved earning potential



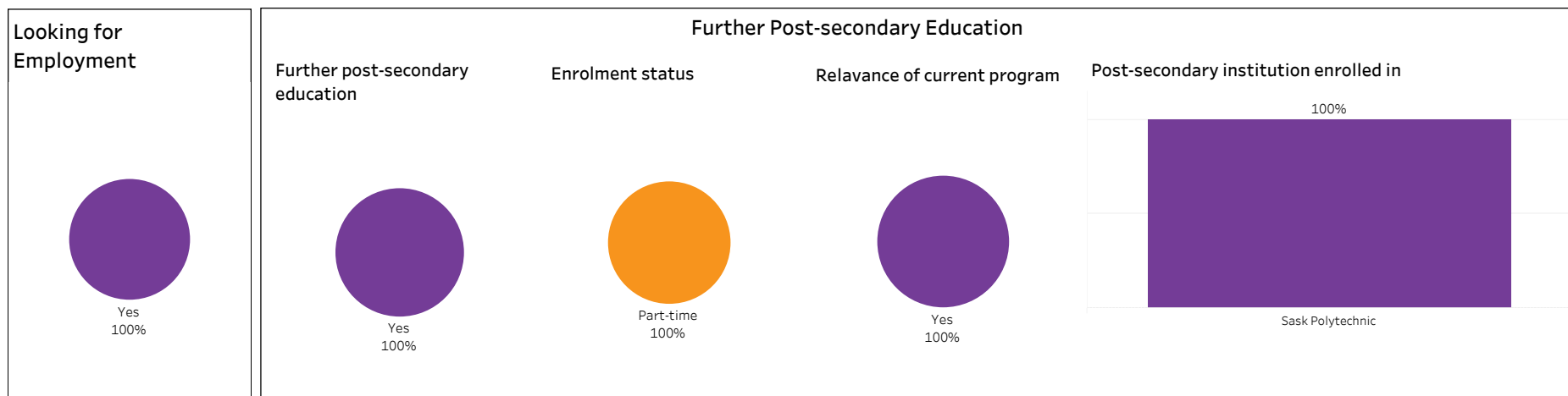
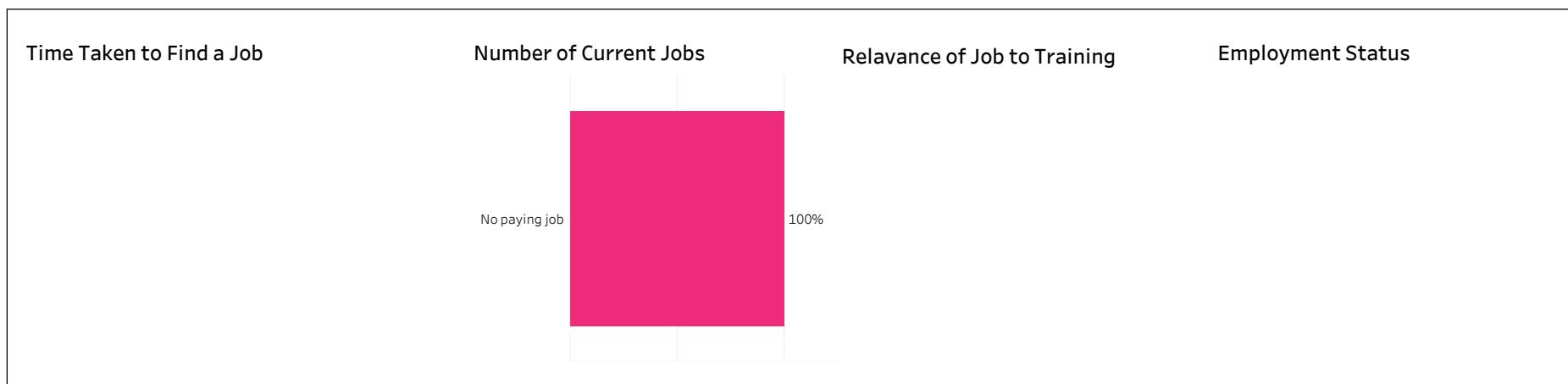
Improved employment opportunities





2016-17 Graduate Follow-up Survey:
Survey Summary (2/2)
Saskatoon, Human Services & Community Safety, Disability
Support Worker, CERT, Con Ed - Sask Poly Delivered

Number of Respondents: 1



Institutional Research and Analysis (IR & A)



**2016-17 Graduate Follow-up Survey:
Survey Summary (1/2)**
**Prince Albert, Human Services & Community Safety, Early
Childhood Education,
CERT, Base**

Gender
☒ Female
☒ Gender Unknown
☒ Male

Citizenship
☒ Canadian
☒ Citizenship Unknown
☒ Permanent Resident
☒ Student Visa

Indigenous
☒ Indigenous
☒ Non-Indigenous

Number of Respondents: **6**

Overall Employment

Available Workforce	# of Grads Employed	Employment Rate	# of Full-time Grads	Full-time Employment Rate
5	5	100%	4	80%

Training Related Employment

Available Workforce	# of Training Related Grads	Employment Rate	# of Full-time Grads	Full-time Employment Rate
5	5	100%	4	80%

Location of Employment

Saskatoon	Regina	Moose Jaw	Prince Albert	Elsewhere in Sask	Outside Sask
0%	0%	0%	40%	60%	0%

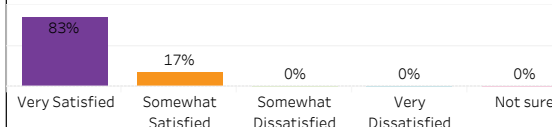
Average Salary

Overall	\$39,742
Full-time Training Related	\$39,742

Salary by Location

	Overall	Full-time Training Related
Prince Albert	34,463	34,463
Elsewhere in SK	50,300	50,300

Overall Satisfaction with the Program



Satisfaction with Sask Polytech

Satisfied with the decision to attend Saskpolytech	Recommend program to others	Recommend Saskpolytech to others
100%	100%	100%

Satisfaction with Campus Facilities & Services

■ % Satisfied ■ % Dissatisfied ■ % Not sure

Campus facilities



Campus activities



Instruction delivered



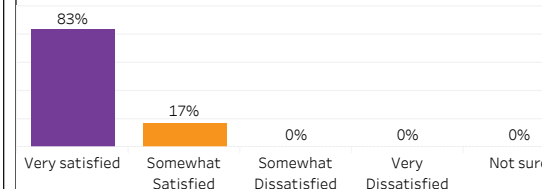
Student support services



Educational experience

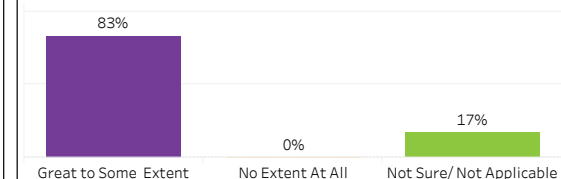


Relevance of Program to the Field of Employment

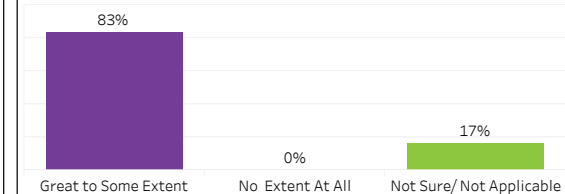


Program Benefits

Skills and knowledge relevant in the workplace



Improved earning potential

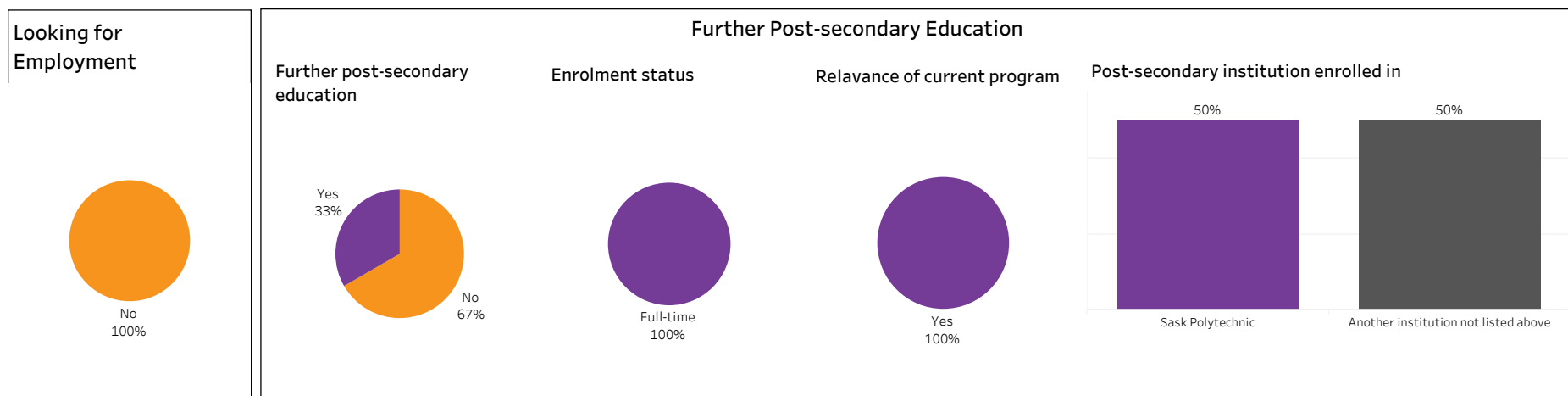
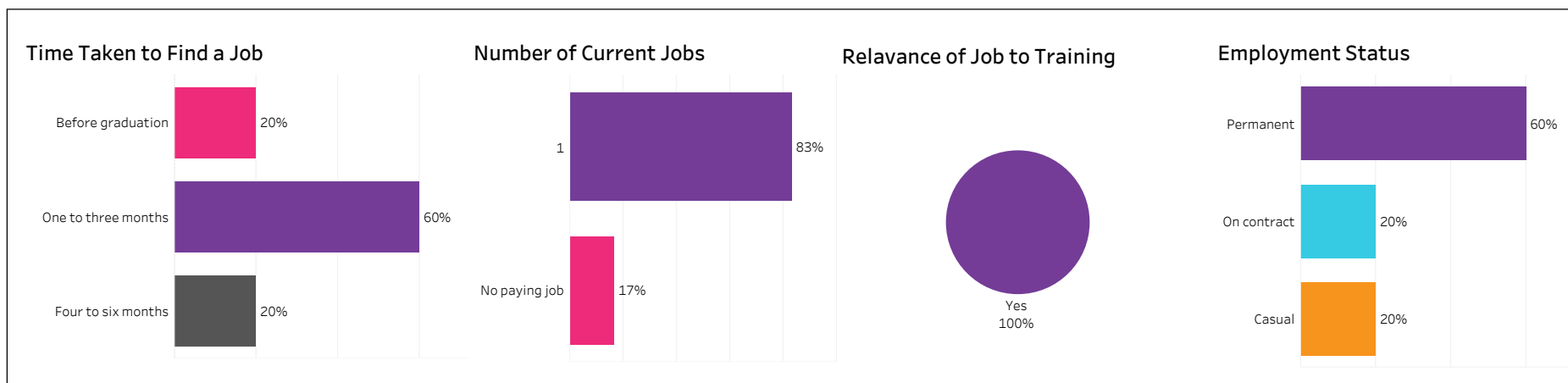


Improved employment opportunities



**2016-17 Graduate Follow-up Survey:
Survey Summary (2/2)**
Prince Albert, Human Services & Community Safety, Early
Childhood Education, CERT, Base

Number of Respondents: 6





**2016-17 Graduate Follow-up Survey:
Survey Summary (1/2)**
**Regina, Human Services & Community Safety, Early Childhood
Education,
CERT, Base**

Gender
☒ Female
☒ Gender Unknown
☒ Male

Citizenship
☒ Canadian
☒ Citizenship Unknown
☒ Permanent Resident
☒ Student Visa

Indigenous
☒ Indigenous
☒ Non-Indigenous

Number of Respondents: **18**

Overall Employment

Available Workforce	# of Grads Employed	Employment Rate	# of Full-time Grads	Full-time Employment Rate
12	12	100%	9	75%

Training Related Employment

Available Workforce	# of Training Related Grads	Employment Rate	# of Full-time Grads	Full-time Employment Rate
12	11	92%	9	75%

Location of Employment

Saskatoon	Regina	Moose Jaw	Prince Albert	Elsewhere in Sask	Outside Sask
0%	73%	9%	0%	18%	0%

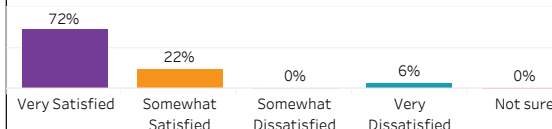
Average Salary



Salary by Location

	Overall	Full-time Training Related
Regina	34,684	42,215
Moose Jaw		
Elsewhere in SK	32,500	32,500

Overall Satisfaction with the Program



Satisfaction with Sask Polytech

Satisfied with the decision to attend Saskpolytech	Recommend program to others	Recommend Saskpolytech to others
100%	94%	100%

Satisfaction with Campus Facilities & Services

■ % Satisfied ■ % Dissatisfied ■ % Not sure

Campus facilities



Campus activities



Instruction delivered



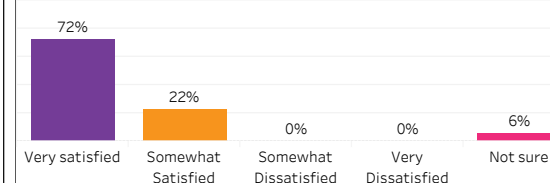
Student support services



Educational experience

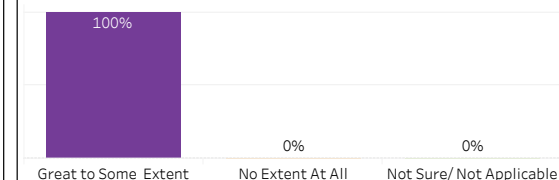


Relevance of Program to the Field of Employment

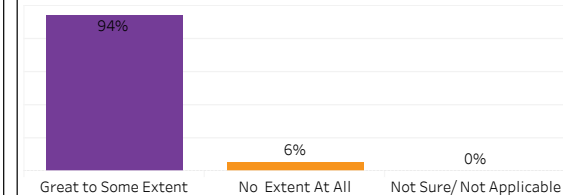


Program Benefits

Skills and knowledge relevant in the workplace



Improved earning potential

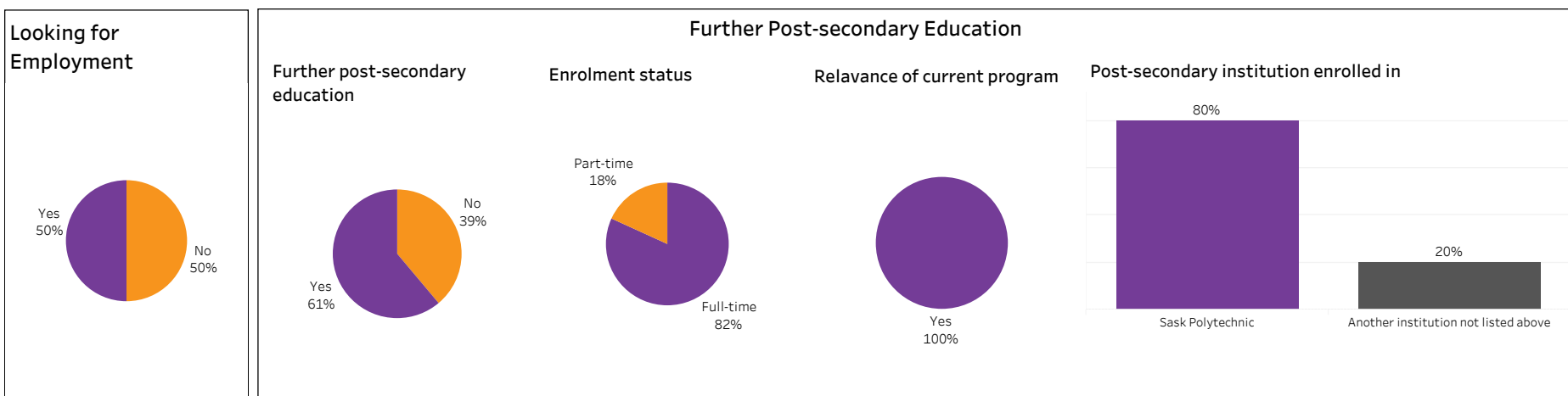
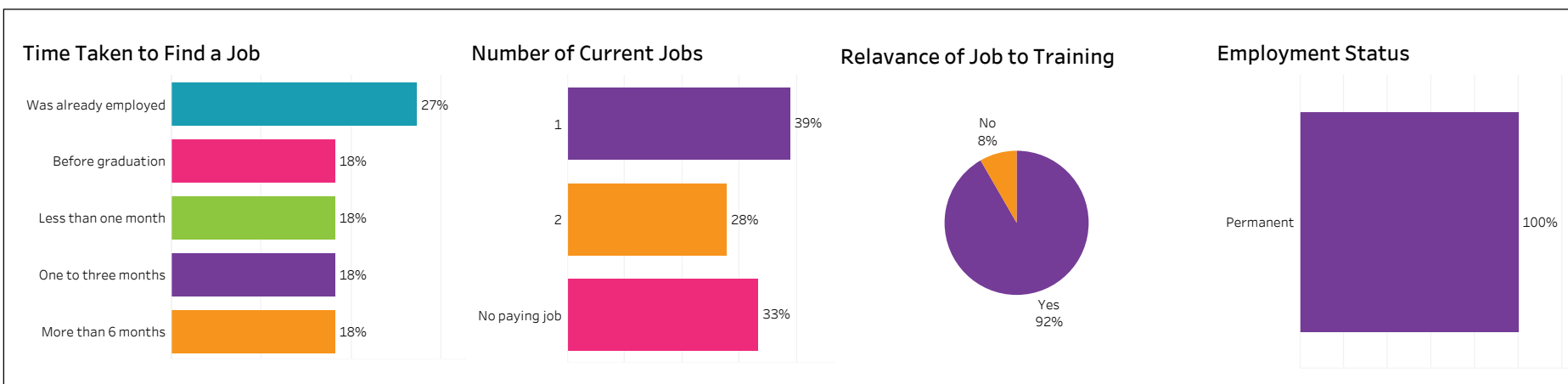


Improved employment opportunities



**2016-17 Graduate Follow-up Survey:
Survey Summary (2/2)**
Regina, Human Services & Community Safety, Early Childhood
Education, CERT, Base

Number of Respondents: **18**





**2016-17 Graduate Follow-up Survey:
Survey Summary (1/2)**
**Saskatoon, Human Services & Community Safety, Early Childhood
Education,
CERT, Base**

Gender
☒ Female
☒ Gender Unknown
☒ Male

Citizenship
☒ Canadian
☒ Citizenship Unknown
☒ Permanent Resident
☒ Student Visa

Indigenous
☒ Indigenous
☒ Non-Indigenous

Number of Respondents: **16**

Overall Employment

Available Workforce	# of Grads Employed	Employment Rate	# of Full-time Grads	Full-time Employment Rate
12	12	100%	5	42%

Training Related Employment

Available Workforce	# of Training Related Grads	Employment Rate	# of Full-time Grads	Full-time Employment Rate
12	6	50%	4	33%

Location of Employment

Saskatoon	Regina	Moose Jaw	Prince Albert	Elsewhere in Sask	Outside Sask
83%	0%	0%	0%	17%	0%

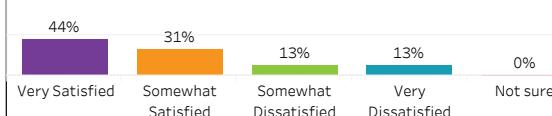
Average Salary

Overall	\$18,103
Full-time Training Related	\$34,014

Salary by Location

	Overall	Full-time Training Related
Saskatoon	13,345	32,531
Elsewhere in SK	34,756	34,756

Overall Satisfaction with the Program



Satisfaction with Sask Polytech

Satisfied with the decision to attend Saskpolytech	Recommend program to others	Recommend Saskpolytech to others
88%	81%	81%

Satisfaction with Campus Facilities & Services

■ % Satisfied ■ % Dissatisfied ■ % Not sure

Campus facilities



Campus activities



Instruction delivered



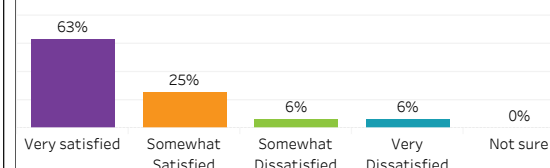
Student support services



Educational experience

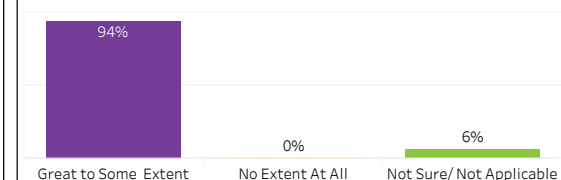


Relevance of Program to the Field of Employment

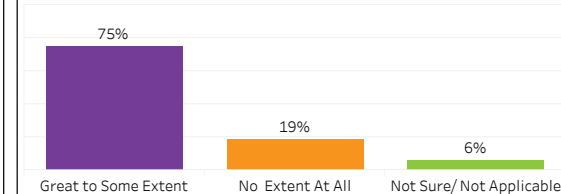


Program Benefits

Skills and knowledge relevant in the workplace



Improved earning potential



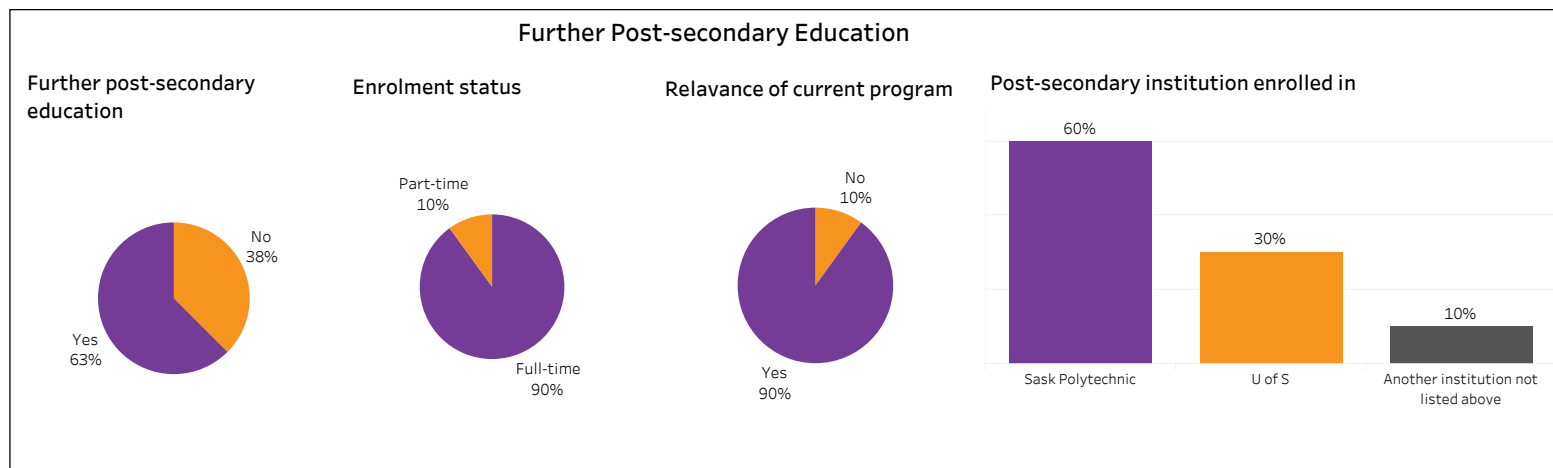
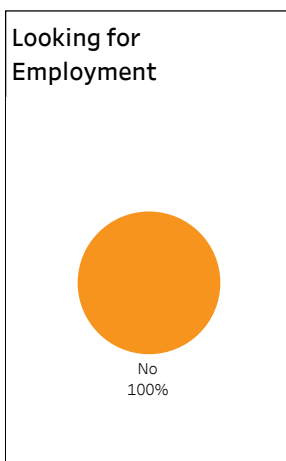
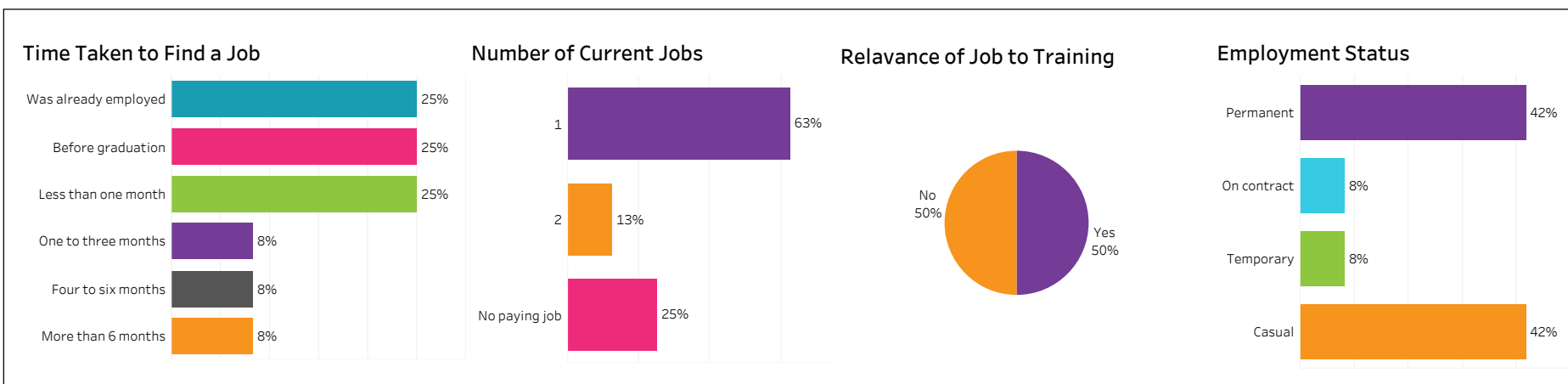
Improved employment opportunities



2016-17 Graduate Follow-up Survey: Survey Summary (2/2)

Saskatoon, Human Services & Community Safety, Early Childhood Education, CERT, Base

Number of Respondents: 16



Institutional Research and Analysis (IR & A)



**2016-17 Graduate Follow-up Survey:
Survey Summary (1/2)**
**Prince Albert, Human Services & Community Safety, Early
Childhood Education,
CERT, Con Ed - Brokered**

Gender
☒ Female
☒ Gender Unknown
☒ Male

Citizenship
☒ Canadian
☒ Citizenship Unknown
☒ Permanent Resident
☒ Student Visa

Indigenous
☒ Indigenous
☒ Non-Indigenous

Number of Respondents: **5**

Overall Employment

Available Workforce	# of Grads Employed	Employment Rate	# of Full-time Grads	Full-time Employment Rate
4	3	75%	3	75%

Training Related Employment

Available Workforce	# of Training Related Grads	Employment Rate	# of Full-time Grads	Full-time Employment Rate
4	2	50%	2	50%

Location of Employment

Saskatoon	Regina	Moose Jaw	Prince Albert	Elsewhere in Sask	Outside Sask
0%	0%	0%	0%	100%	0%

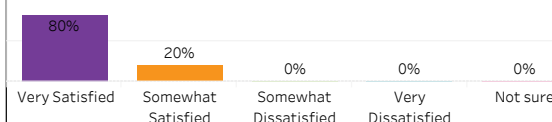
Average Salary



Salary by Location

	Overall	Full-time Training Related
Elsewhere in SK	23,600	25,650

Overall Satisfaction with the Program



Satisfaction with Sask Polytech

Satisfied with the decision to attend Saskpolytech	Recommend program to others	Recommend Saskpolytech to others
100%	100%	100%

Satisfaction with Campus Facilities & Services

■ % Satisfied ■ % Dissatisfied ■ % Not sure

Campus facilities



Campus activities



Instruction delivered



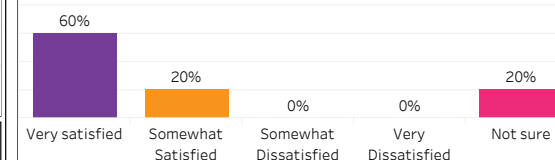
Student support services



Educational experience

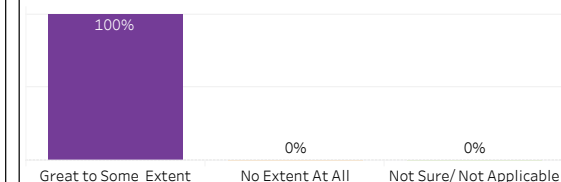


Relevance of Program to the Field of Employment

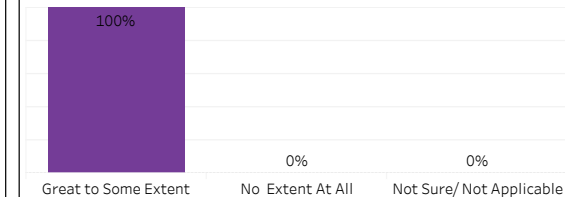


Program Benefits

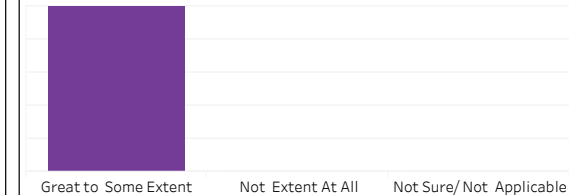
Skills and knowledge relevant in the workplace



Improved earning potential



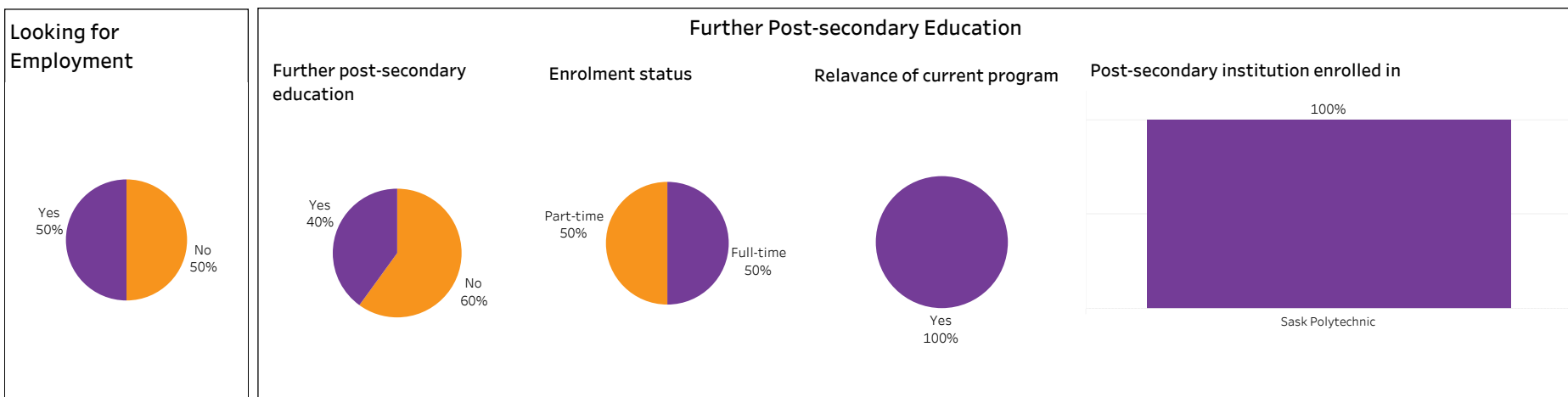
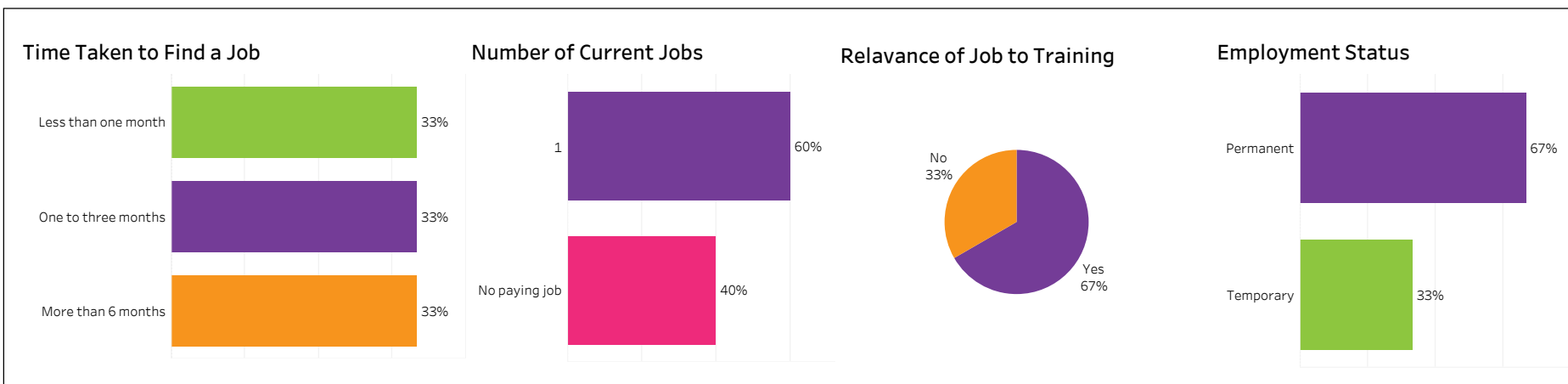
Improved employment opportunities





**2016-17 Graduate Follow-up Survey:
Survey Summary (2/2)**
 Prince Albert, Human Services & Community Safety, Early
 Childhood Education, CERT, Con Ed - Brokered

Number of Respondents: 5



Institutional Research and Analysis (IR & A)



**2016-17 Graduate Follow-up Survey:
Survey Summary (1/2)**
**Regina, Human Services & Community Safety, Educational
Assistant,
CERT, Con Ed - Sask Poly Delivered**

Gender
☒ Female
☒ Gender Unknown
☒ Male

Citizenship
☒ Canadian
☒ Citizenship Unknown
☒ Permanent Resident
☒ Student Visa

Indigenous
☒ Indigenous
☒ Non-Indigenous

Number of Respondents: **1**

Overall Employment

Available Workforce	# of Grads Employed	Employment Rate	# of Full-time Grads	Full-time Employment Rate
1	1	100%	0	0%

Training Related Employment

Available Workforce	# of Training Related Grads	Employment Rate	# of Full-time Grads	Full-time Employment Rate
1	1	100%	0	0%

Location of Employment

Saskatoon	Regina	Moose Jaw	Prince Albert	Elsewhere in Sask	Outside Sask
0%	0%	0%	0%	100%	0%

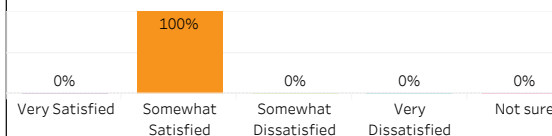
Average Salary

	Overall	Full-time Training Related
	\$23,000	

Salary by Location

	Overall	Full-time Training Related
Elsewhere in SK	23,000	

Overall Satisfaction with the Program



Satisfaction with Sask Polytech

Satisfied with the decision to attend Saskpolytech	Recommend program to others	Recommend Saskpolytech to others
100%	100%	100%

Satisfaction with Campus Facilities & Services

■ % Satisfied ■ % Dissatisfied ■ % Not sure

Campus facilities



Campus activities



Instruction delivered



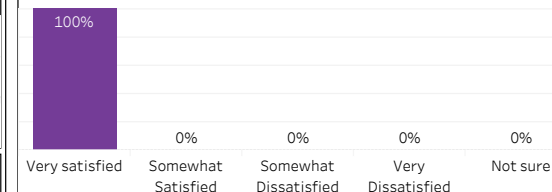
Student support services



Educational experience

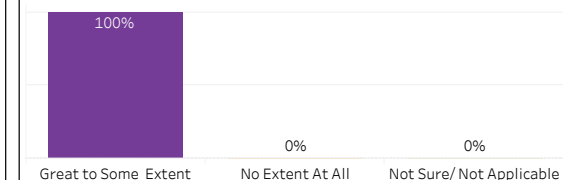


Relevance of Program to the Field of Employment

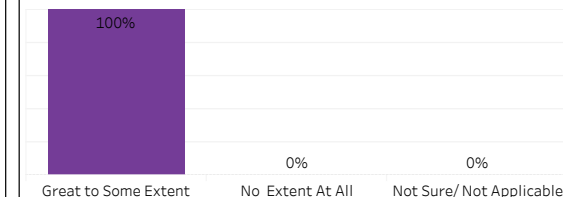


Program Benefits

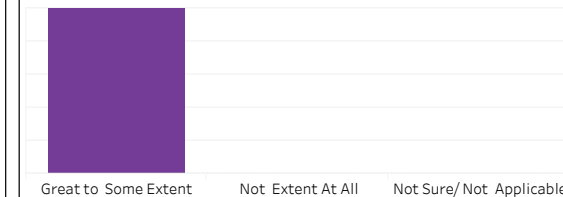
Skills and knowledge relevant in the workplace



Improved earning potential




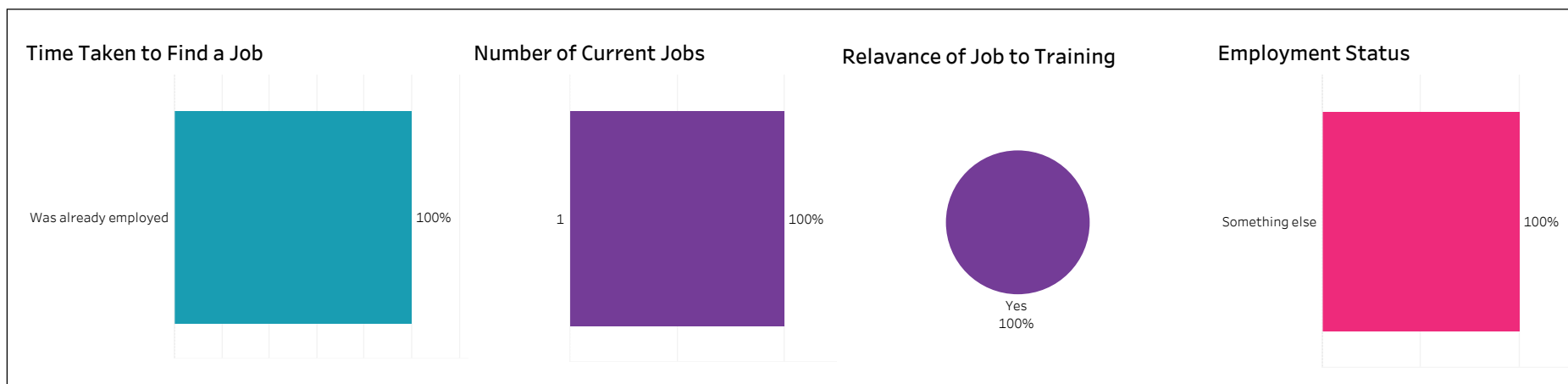
Improved employment opportunities





2016-17 Graduate Follow-up Survey:
Survey Summary (2/2)
Regina, Human Services & Community Safety, Educational
Assistant, CERT, Con Ed - Sask Poly Delivered

Number of Respondents: 1





**2016-17 Graduate Follow-up Survey:
Survey Summary (1/2)**
Saskatoon, Human Services & Community Safety, Early Childhood
Education,
CERT, Con Ed - Brokered

Gender
☒ Female
☒ Gender Unknown
☒ Male

Citizenship
☒ Canadian
☒ Citizenship Unknown
☒ Permanent Resident
☒ Student Visa

Indigenous
☒ Indigenous
☒ Non-Indigenous

Number of Respondents: **8**

Overall Employment

Available Workforce	# of Grads Employed	Employment Rate	# of Full-time Grads	Full-time Employment Rate
8	8	100%	6	75%

Training Related Employment

Available Workforce	# of Training Related Grads	Employment Rate	# of Full-time Grads	Full-time Employment Rate
8	7	88%	5	63%

Location of Employment

Saskatoon	Regina	Moose Jaw	Prince Albert	Elsewhere in Sask	Outside Sask
25%	13%	0%	13%	50%	0%

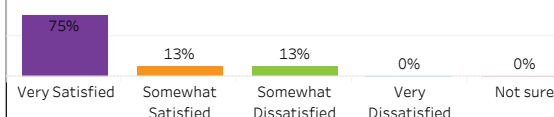
Average Salary

Overall	\$28,973
Full-time Training Related	\$26,536

Salary by Location

	Overall	Full-time Training Related
Saskatoon	45,093	
Regina	22,000	22,000
Prince Albert	31,200	31,200
Elsewhere in SK	22,100	26,494

Overall Satisfaction with the Program



Satisfaction with Sask Polytech

Satisfied with the decision to attend Saskpolytech	Recommend program to others	Recommend Saskpolytech to others
88%	88%	88%

Satisfaction with Campus Facilities & Services

■ % Satisfied ■ % Dissatisfied ■ % Not sure

Campus facilities



Campus activities



Instruction delivered



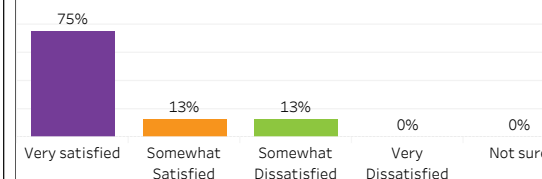
Student support services



Educational experience

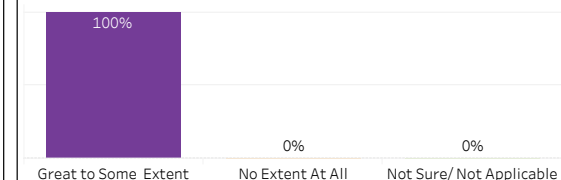


Relevance of Program to the Field of Employment

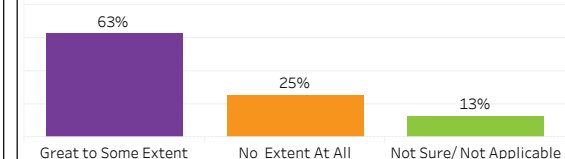


Program Benefits

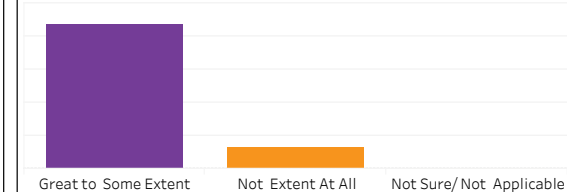
Skills and knowledge relevant in the workplace



Improved earning potential



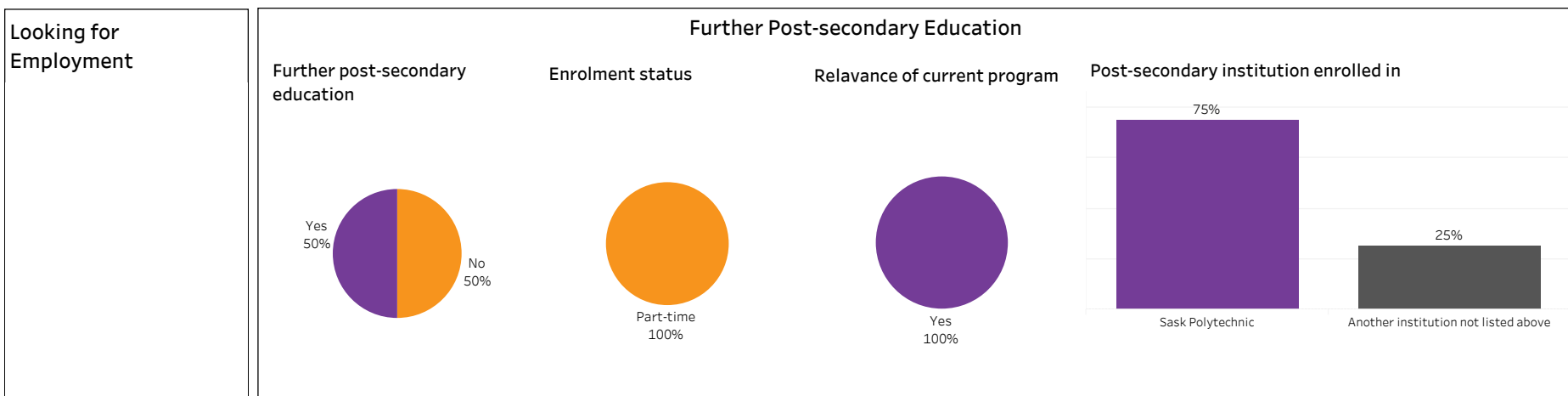
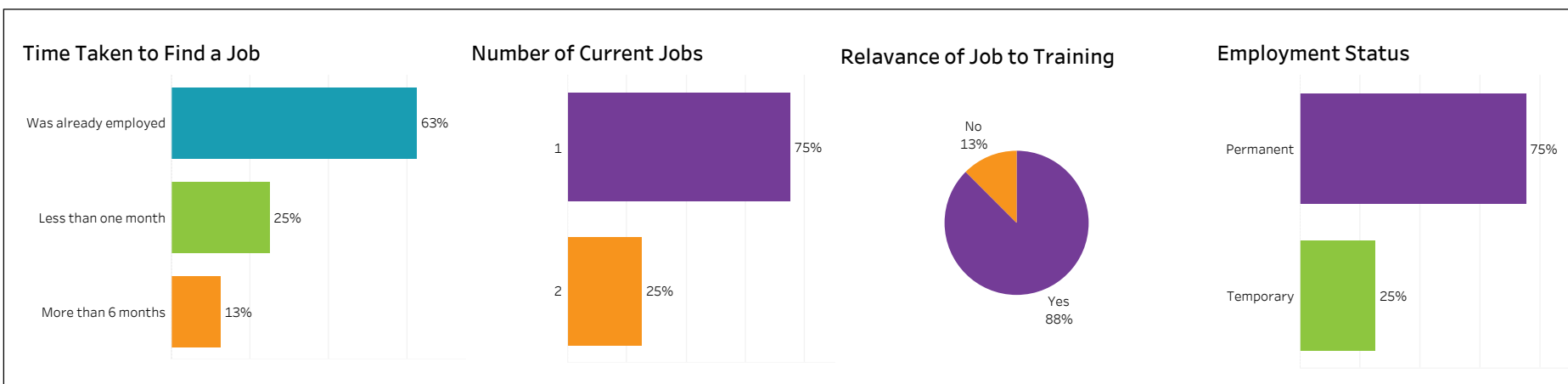
Improved employment opportunities





2016-17 Graduate Follow-up Survey: Survey Summary (2/2) Saskatoon, Human Services & Community Safety, Early Childhood Education, CERT, Con Ed - Brokered

Number of Respondents: 8



Institutional Research and Analysis (IR & A)



**2016-17 Graduate Follow-up Survey:
Survey Summary (1/2)**
Saskatoon, Human Services & Community Safety, Early Childhood
Education,
CERT, Con Ed - Sask Poly Delivered

Gender
☒ Female
☒ Gender Unknown
☒ Male

Citizenship
☒ Canadian
☒ Citizenship Unknown
☒ Permanent Resident
☒ Student Visa

Indigenous
☒ Indigenous
☒ Non-Indigenous

Number of Respondents: **21**

Overall Employment

Available Workforce	# of Grads Employed	Employment Rate	# of Full-time Grads	Full-time Employment Rate
20	20	100%	18	90%

Training Related Employment

Available Workforce	# of Training Related Grads	Employment Rate	# of Full-time Grads	Full-time Employment Rate
20	17	85%	16	80%

Location of Employment

Saskatoon	Regina	Moose Jaw	Prince Albert	Elsewhere in Sask	Outside Sask
47%	16%	0%	0%	32%	5%

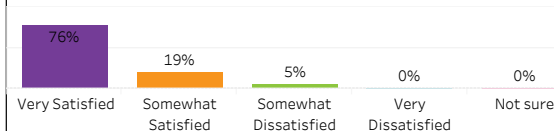
Average Salary



Salary by Location

	Overall	Full-time Training Related
Saskatoon	31,023	33,705
Regina	32,115	33,030
Elsewhere in SK	33,096	32,370
Alberta	35,360	35,360

Overall Satisfaction with the Program



Satisfaction with Sask Polytech

Satisfied with the decision to attend Saskpolytech	Recommend program to others	Recommend Saskpolytech to others
100%	95%	100%

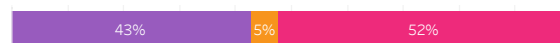
Satisfaction with Campus Facilities & Services

■ % Satisfied ■ % Dissatisfied ■ % Not sure

Campus facilities



Campus activities



Instruction delivered



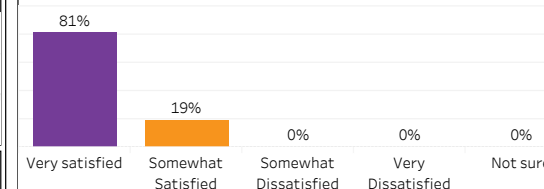
Student support services



Educational experience

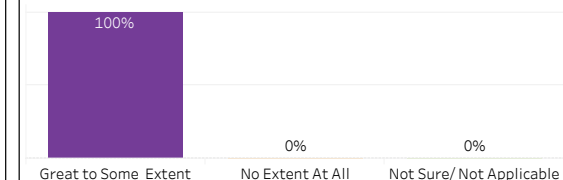


Relevance of Program to the Field of Employment

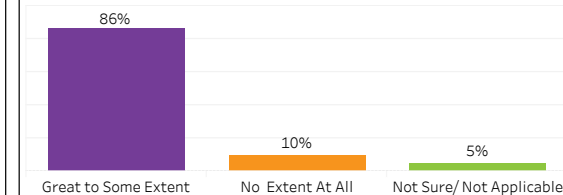


Program Benefits

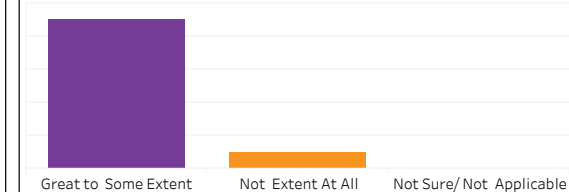
Skills and knowledge relevant in the workplace



Improved earning potential



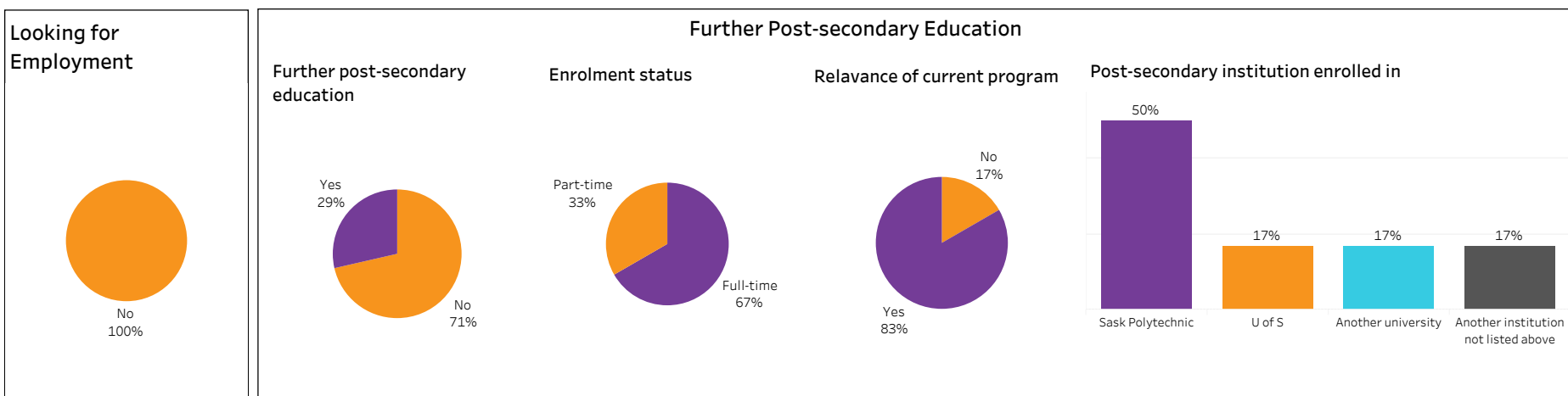
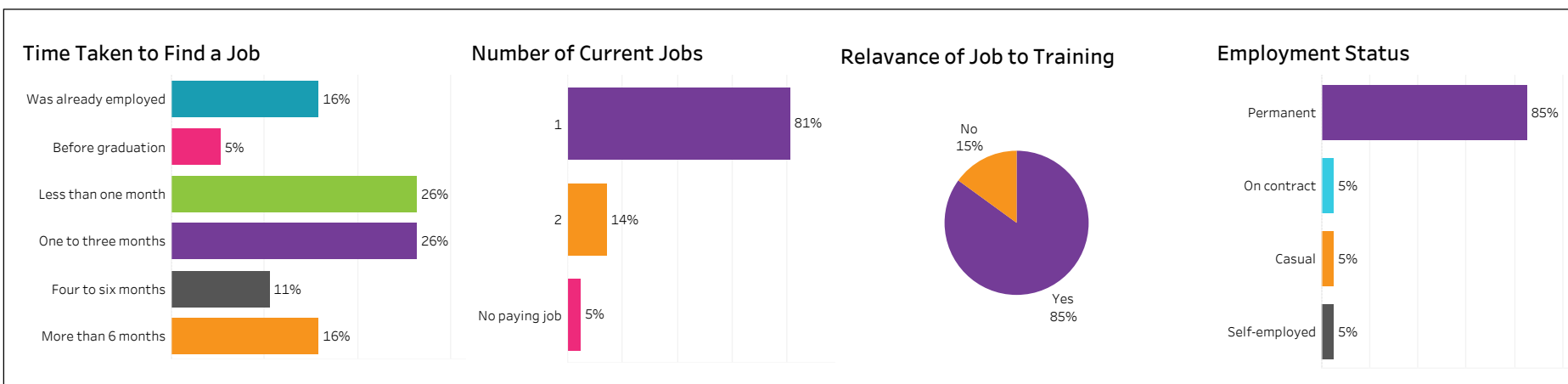
Improved employment opportunities



2016-17 Graduate Follow-up Survey: Survey Summary (2/2)

Saskatoon, Human Services & Community Safety, Early
Childhood Education, CERT, Con Ed - Sask Poly Delivered

Number of Respondents: 21



Institutional Research and Analysis (IR & A)



2016-17 Graduate Follow-up Survey: Survey Summary (1/2) Regina, Human Services & Community Safety, Early Childhood Education, DIP, Base

Gender
☒ Female
☒ Gender Unknown
☒ Male

Citizenship
☒ Canadian
☒ Citizenship Unknown
☒ Permanent Resident
☒ Student Visa

Indigenous
☒ Indigenous
☒ Non-Indigenous

Number of Respondents: **14**

Overall Employment

Available Workforce	# of Grads Employed	Employment Rate	# of Full-time Grads	Full-time Employment Rate
14	13	93%	13	93%

Training Related Employment

Available Workforce	# of Training Related Grads	Employment Rate	# of Full-time Grads	Full-time Employment Rate
14	13	93%	13	93%

Location of Employment

Saskatoon	Regina	Moose Jaw	Prince Albert	Elsewhere in Sask	Outside Sask
0%	85%	0%	8%	8%	0%

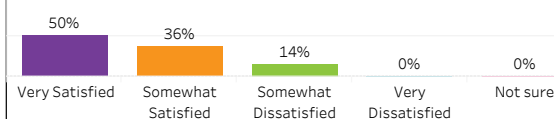
Average Salary

Overall	\$39,851
Full-time Training Related	\$39,851

Salary by Location

	Overall	Full-time Training Related
Regina	36,686	36,686
Prince Albert		
Elsewhere in SK	74,672	74,672

Overall Satisfaction with the Program



Satisfaction with Sask Polytech

Satisfied with the decision to attend Saskpolytech	Recommend program to others	Recommend Saskpolytech to others
86%	93%	93%

Satisfaction with Campus Facilities & Services

% Satisfied % Dissatisfied % Not sure

Campus facilities



Campus activities



Instruction delivered



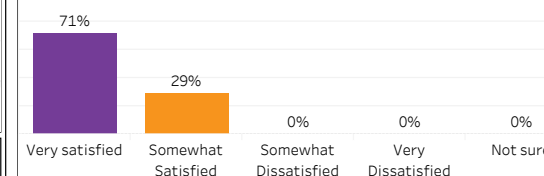
Student support services



Educational experience

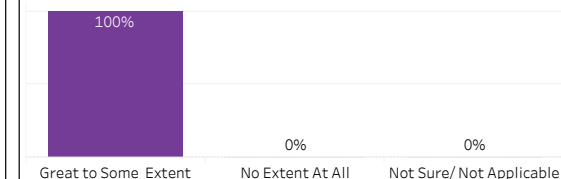


Relevance of Program to the Field of Employment

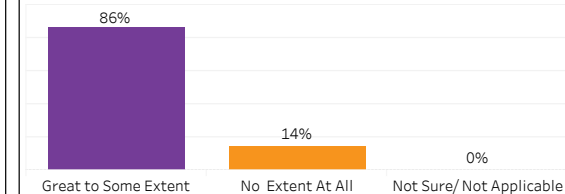


Program Benefits

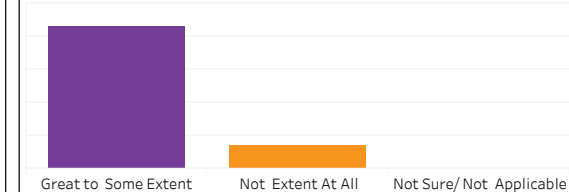
Skills and knowledge relevant in the workplace



Improved earning potential

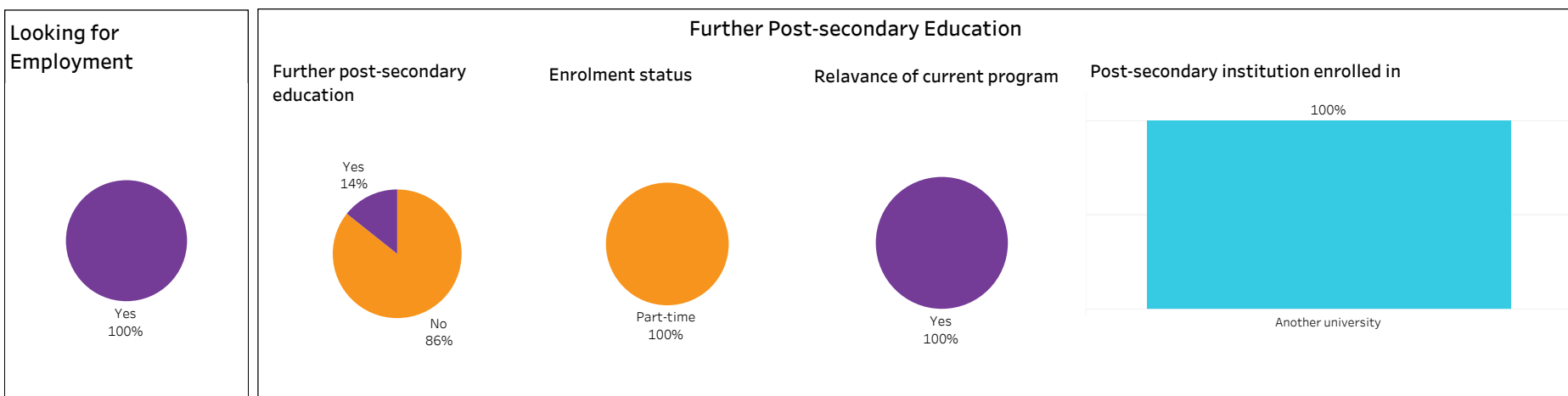
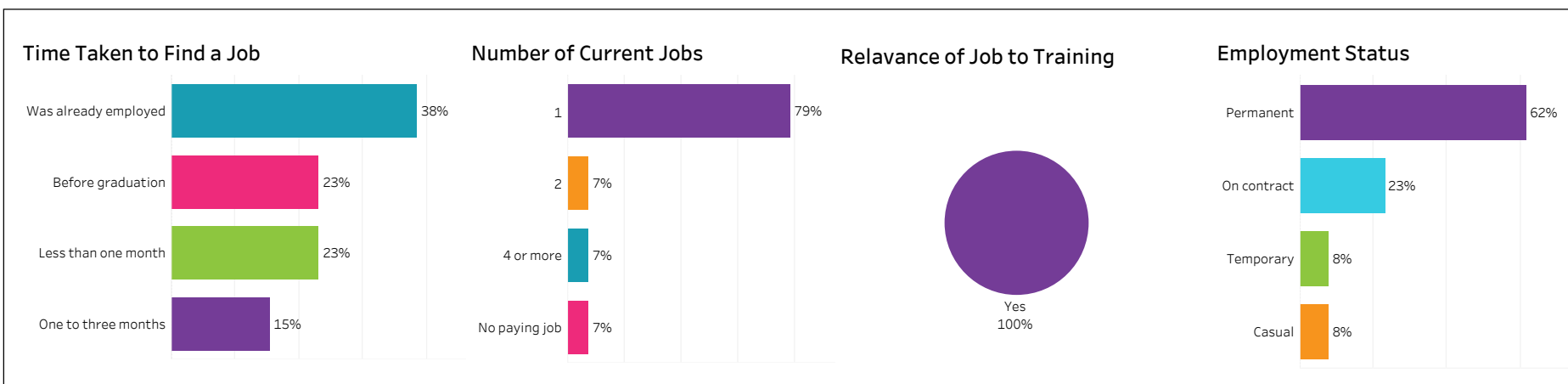


Improved employment opportunities



**2016-17 Graduate Follow-up Survey:
Survey Summary (2/2)**
Regina, Human Services & Community Safety, Early Childhood
Education, DIP, Base

Number of Respondents: **14**





**2016-17 Graduate Follow-up Survey:
Survey Summary (1/2)**
**Saskatoon, Human Services & Community Safety, Early Childhood
Education,
DIP, Base**

Gender
☒ Female
☒ Gender Unknown
☒ Male

Citizenship
☒ Canadian
☒ Citizenship Unknown
☒ Permanent Resident
☒ Student Visa

Indigenous
☒ Indigenous
☒ Non-Indigenous

Number of Respondents: **15**

Overall Employment

Available Workforce	# of Grads Employed	Employment Rate	# of Full-time Grads	Full-time Employment Rate
14	11	79%	11	79%

Training Related Employment

Available Workforce	# of Training Related Grads	Employment Rate	# of Full-time Grads	Full-time Employment Rate
14	10	71%	10	71%

Location of Employment

Saskatoon	Regina	Moose Jaw	Prince Albert	Elsewhere in Sask	Outside Sask
73%	0%	0%	9%	18%	0%

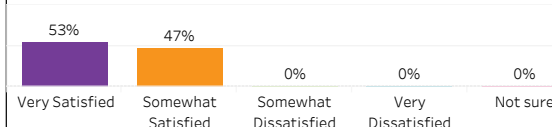
Average Salary

Overall	\$43,332
Full-time Training Related	\$42,249

Salary by Location

	Overall	Full-time Training Related
Saskatoon	47,665	46,798
Prince Albert	31,200	31,200
Elsewhere in SK	36,400	36,400

Overall Satisfaction with the Program



Satisfaction with Sask Polytech

Satisfied with the decision to attend Saskpolytech	Recommend program to others	Recommend Saskpolytech to others
100%	93%	100%

Satisfaction with Campus Facilities & Services

■ % Satisfied ■ % Dissatisfied ■ % Not sure

Campus facilities



Campus activities



Instruction delivered



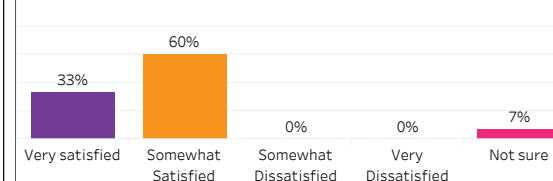
Student support services



Educational experience

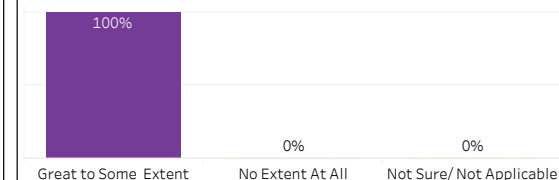


Relevance of Program to the Field of Employment

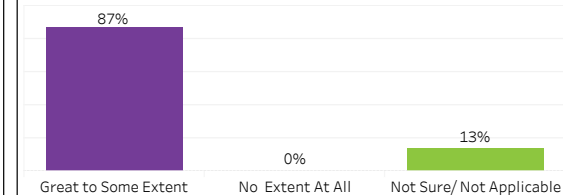


Program Benefits

Skills and knowledge relevant in the workplace



Improved earning potential



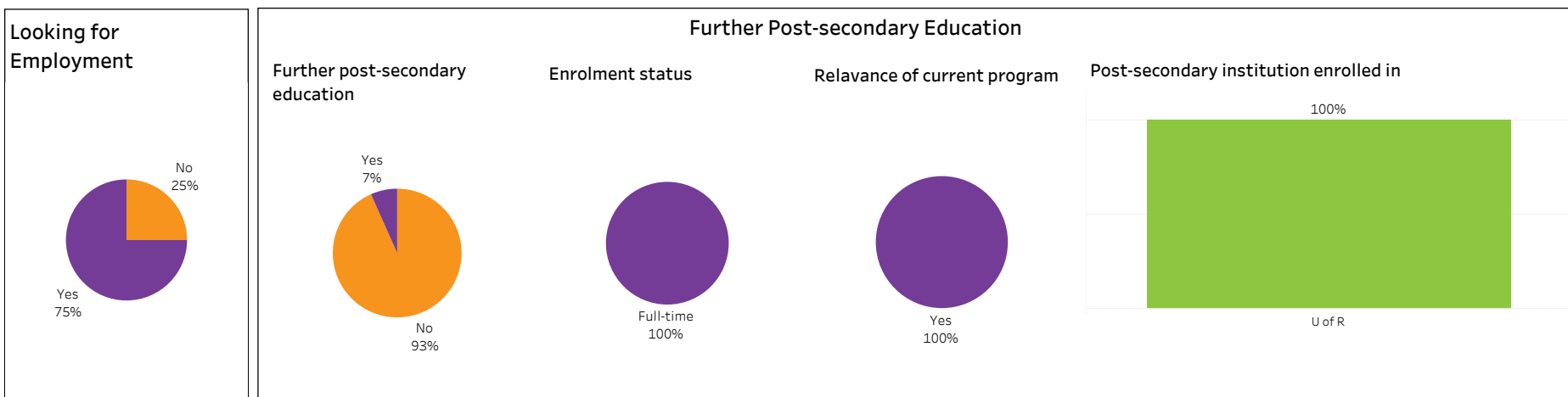
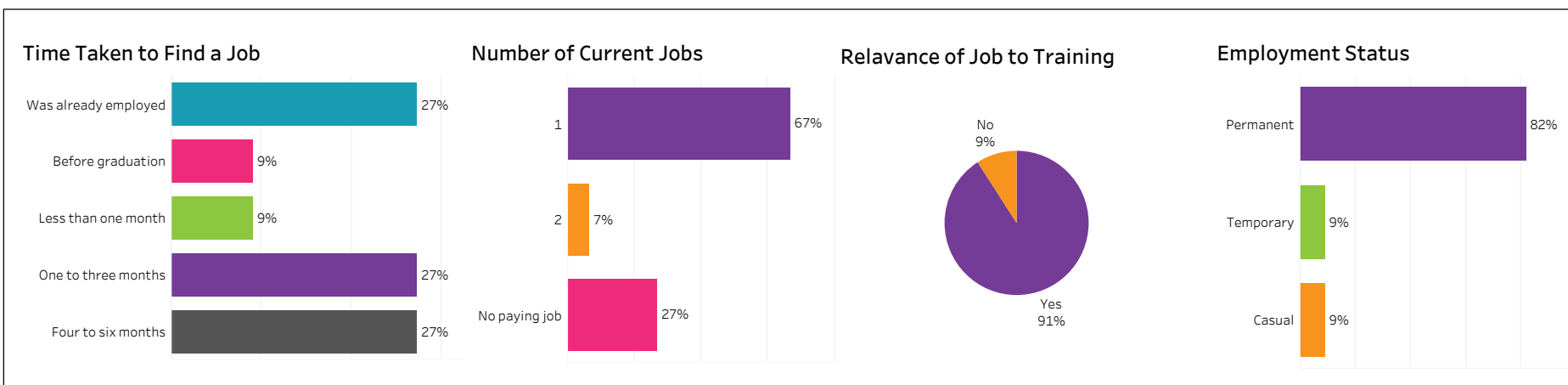
Improved employment opportunities



2016-17 Graduate Follow-up Survey: Survey Summary (2/2)

Saskatoon, Human Services & Community Safety, Early Childhood Education, DIP, Base

Number of Respondents: 15





2016-17 Graduate Follow-up Survey:
Survey Summary (1/2)
Regina, Human Services & Community Safety, Early Childhood
Education,
DIP, Con Ed - Sask Poly Delivered

Gender
☒ Female
☒ Gender Unknown
☒ Male

Citizenship
☒ Canadian
☒ Citizenship Unknown
☒ Permanent Resident
☒ Student Visa

Indigenous
☒ Indigenous
☒ Non-Indigenous

Number of Respondents: **2**

Overall Employment

Available Workforce	# of Grads Employed	Employment Rate	# of Full-time Grads	Full-time Employment Rate
2	2	100%	2	100%

Training Related Employment

Available Workforce	# of Training Related Grads	Employment Rate	# of Full-time Grads	Full-time Employment Rate
2	2	100%	2	100%

Location of Employment

Saskatoon	Regina	Moose Jaw	Prince Albert	Elsewhere in Sask	Outside Sask
50%	0%	0%	50%	0%	0%

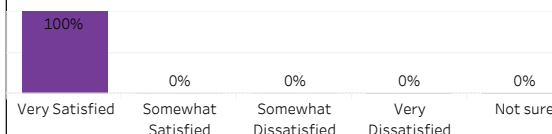
Average Salary



Salary by Location

	Overall	Full-time Training Related
Saskatoon	40,000	40,000
Prince Albert		

Overall Satisfaction with the Program



Satisfaction with Sask Polytech

Satisfied with the decision to attend Saskpolytech	Recommend program to others	Recommend Saskpolytech to others
100%	100%	100%

Satisfaction with Campus Facilities & Services

■ % Satisfied ■ % Dissatisfied ■ % Not sure

Campus facilities



Campus activities



Instruction delivered



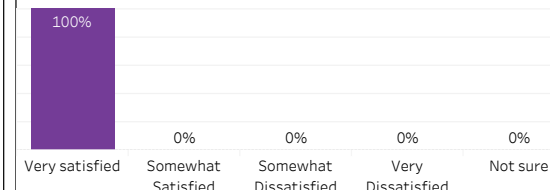
Student support services



Educational experience

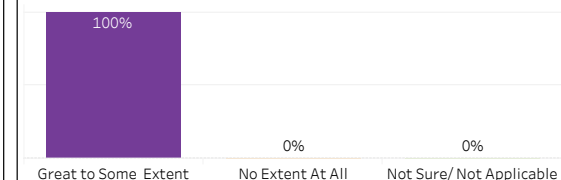


Relevance of Program to the Field of Employment

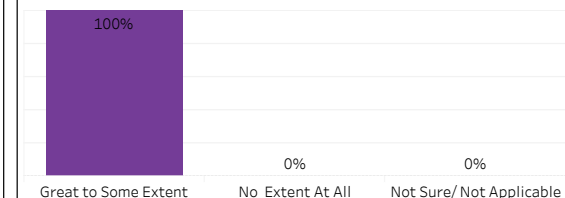


Program Benefits

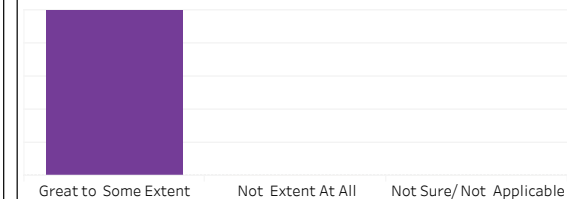
Skills and knowledge relevant in the workplace



Improved earning potential




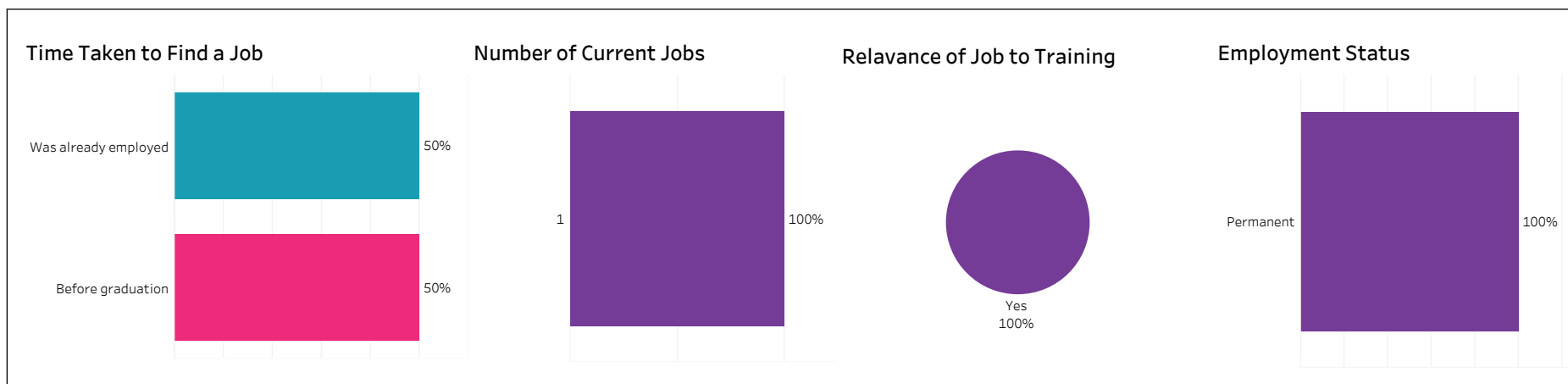
Improved employment opportunities





2016-17 Graduate Follow-up Survey:
Survey Summary (2/2)
Regina, Human Services & Community Safety, Early Childhood
Education, DIP, Con Ed - Sask Poly Delivered

Number of Respondents: 2





**2016-17 Graduate Follow-up Survey:
Survey Summary (1/2)**
Saskatoon, Human Services & Community Safety, Early Childhood
Education,
DIP, Con Ed - Brokered

Gender
☒ Female
☒ Gender Unknown
☒ Male

Citizenship
☒ Canadian
☒ Citizenship Unknown
☒ Permanent Resident
☒ Student Visa

Indigenous
☒ Indigenous
☒ Non-Indigenous

Number of Respondents: **6**

Overall Employment

Available Workforce	# of Grads Employed	Employment Rate	# of Full-time Grads	Full-time Employment Rate
6	5	83%	5	83%

Training Related Employment

Available Workforce	# of Training Related Grads	Employment Rate	# of Full-time Grads	Full-time Employment Rate
6	5	83%	5	83%

Location of Employment

Saskatoon	Regina	Moose Jaw	Prince Albert	Elsewhere in Sask	Outside Sask
20%	0%	0%	0%	60%	20%

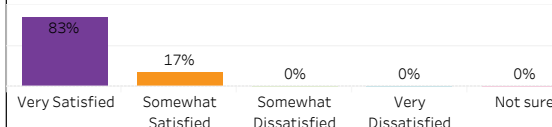
Average Salary

Overall	\$39,298
Full-time Training Related	\$39,298

Salary by Location

	Overall	Full-time Training Related
Saskatoon	35,360	35,360
Elsewhere in SK	41,268	41,268
Elsewhere in Canada		

Overall Satisfaction with the Program



Satisfaction with Sask Polytech

Satisfied with the decision to attend Saskpolytech	Recommend program to others	Recommend Saskpolytech to others
100%	100%	100%

Satisfaction with Campus Facilities & Services

■ % Satisfied ■ % Dissatisfied ■ % Not sure

Campus facilities



Campus activities



Instruction delivered



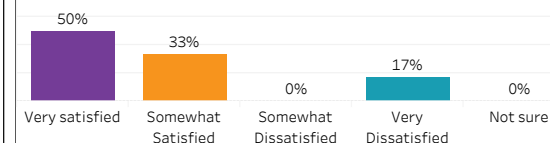
Student support services



Educational experience

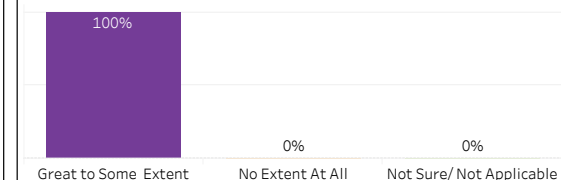


Relevance of Program to the Field of Employment

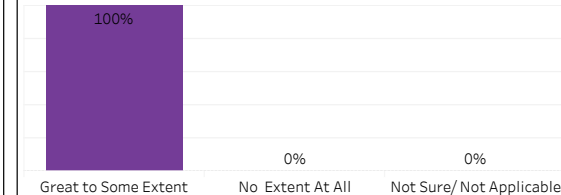


Program Benefits

Skills and knowledge relevant in the workplace



Improved earning potential




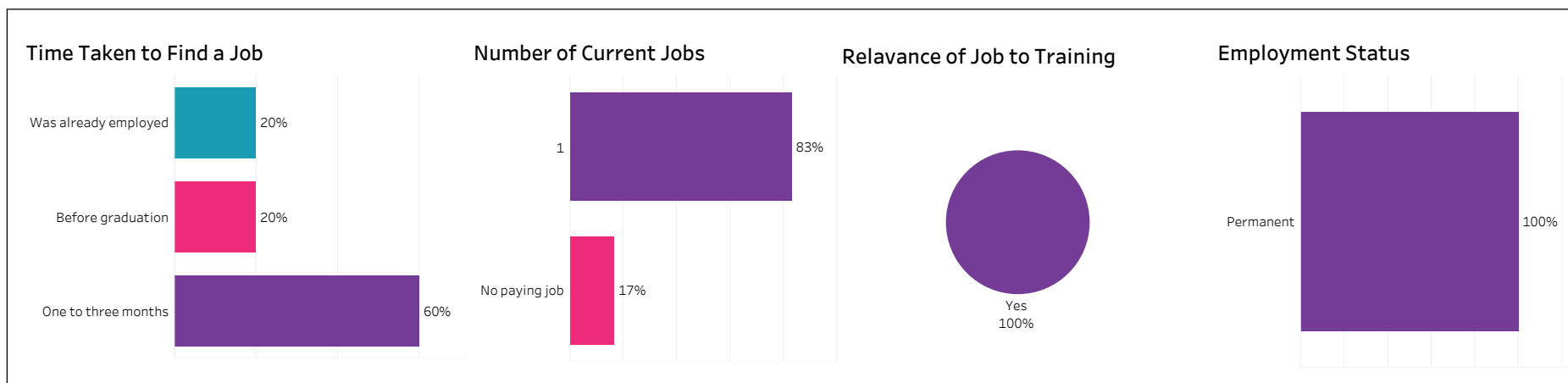
Improved employment opportunities





2016-17 Graduate Follow-up Survey:
Survey Summary (2/2)
Saskatoon, Human Services & Community Safety, Early
Childhood Education, DIP, Con Ed - Brokered

Number of Respondents: 6



Institutional Research and Analysis (IR & A)



**2016-17 Graduate Follow-up Survey:
Survey Summary (1/2)**
Saskatoon, Human Services & Community Safety, Early Childhood
Education,
DIP, Con Ed - Sask Poly Delivered

Gender
☒ Female
☒ Gender Unknown
☒ Male

Citizenship
☒ Canadian
☒ Citizenship Unknown
☒ Permanent Resident
☒ Student Visa

Indigenous
☒ Indigenous
☒ Non-Indigenous

Number of Respondents: **7**

Overall Employment

Available Workforce	# of Grads Employed	Employment Rate	# of Full-time Grads	Full-time Employment Rate
7	7	100%	6	86%

Training Related Employment

Available Workforce	# of Training Related Grads	Employment Rate	# of Full-time Grads	Full-time Employment Rate
7	7	100%	6	86%

Location of Employment

Saskatoon	Regina	Moose Jaw	Prince Albert	Elsewhere in Sask	Outside Sask
57%	0%	0%	29%	14%	0%

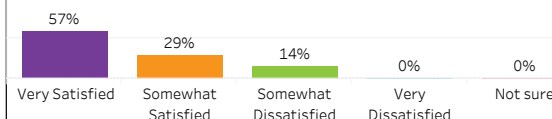
Average Salary

Overall	\$44,551
Full-time Training Related	\$46,573

Salary by Location

	Overall	Full-time Training Related
Saskatoon	45,413	45,413
Prince Albert	43,372	52,299
Elsewhere in SK	44,325	44,325

Overall Satisfaction with the Program



Satisfaction with Sask Polytech

Satisfied with the decision to attend Saskpolytech	Recommend program to others	Recommend Saskpolytech to others
86%	71%	71%

Satisfaction with Campus Facilities & Services

■ % Satisfied ■ % Dissatisfied ■ % Not sure

Campus facilities



Campus activities



Instruction delivered



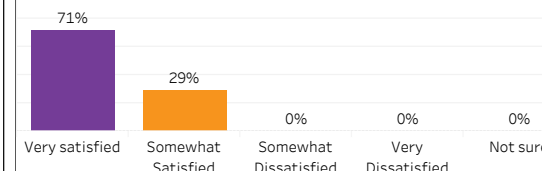
Student support services



Educational experience

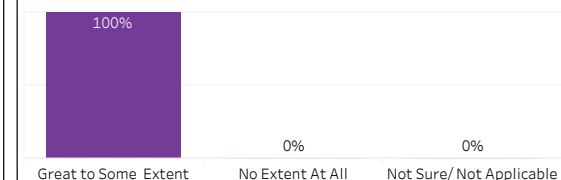


Relevance of Program to the Field of Employment

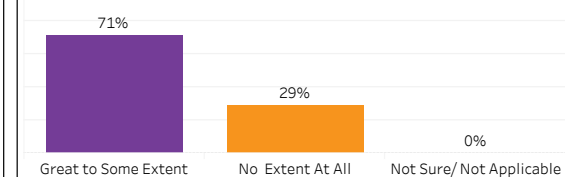


Program Benefits

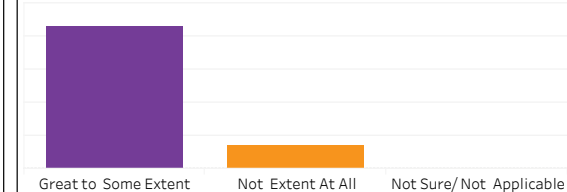
Skills and knowledge relevant in the workplace



Improved earning potential




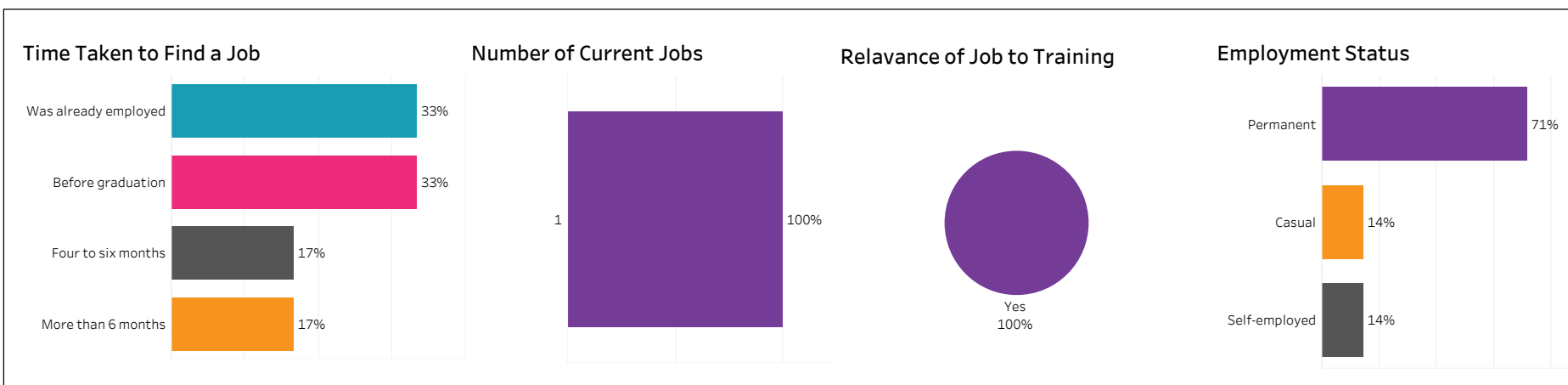
Improved employment opportunities





2016-17 Graduate Follow-up Survey: Survey Summary (2/2) Saskatoon, Human Services & Community Safety, Early Childhood Education, DIP, Con Ed - Sask Poly Delivered

Number of Respondents: 7



Institutional Research and Analysis (IR & A)



**2016-17 Graduate Follow-up Survey:
Survey Summary (1/2)**
**Saskatoon, Human Services & Community Safety, Educational
Assistant,
CERT, Base**

Gender
☒ Female
☒ Gender Unknown
☒ Male

Citizenship
☒ Canadian
☒ Citizenship Unknown
☒ Permanent Resident
☒ Student Visa

Indigenous
☒ Indigenous
☒ Non-Indigenous

Number of Respondents: **13**

Overall Employment

Available Workforce	# of Grads Employed	Employment Rate	# of Full-time Grads	Full-time Employment Rate
13	13	100%	10	77%

Training Related Employment

Available Workforce	# of Training Related Grads	Employment Rate	# of Full-time Grads	Full-time Employment Rate
13	12	92%	10	77%

Location of Employment

Saskatoon	Regina	Moose Jaw	Prince Albert	Elsewhere in Sask	Outside Sask
62%	0%	0%	8%	15%	15%

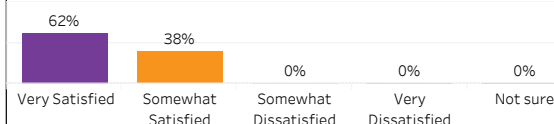
Average Salary

Overall	\$29,614
Full-time Training Related	\$34,335

Salary by Location

	Overall	Full-time Training Related
Saskatoon	28,166	32,836
Prince Albert	47,840	47,840
Elsewhere in SK	21,656	30,000
Elsewhere in Canada	25,444	25,444
Outside of Canada	43,056	43,056

Overall Satisfaction with the Program



Satisfaction with Sask Polytech

Satisfied with the decision to attend Saskpolytech	Recommend program to others	Recommend Saskpolytech to others
100%	100%	100%

Satisfaction with Campus Facilities & Services

■ % Satisfied ■ % Dissatisfied ■ % Not sure

Campus facilities



Campus activities



Instruction delivered



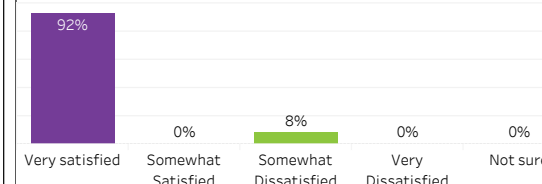
Student support services



Educational experience

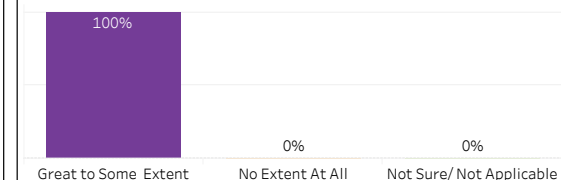


Relevance of Program to the Field of Employment

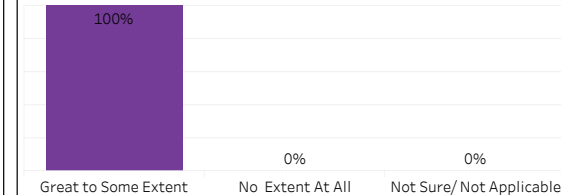


Program Benefits

Skills and knowledge relevant in the workplace



Improved earning potential



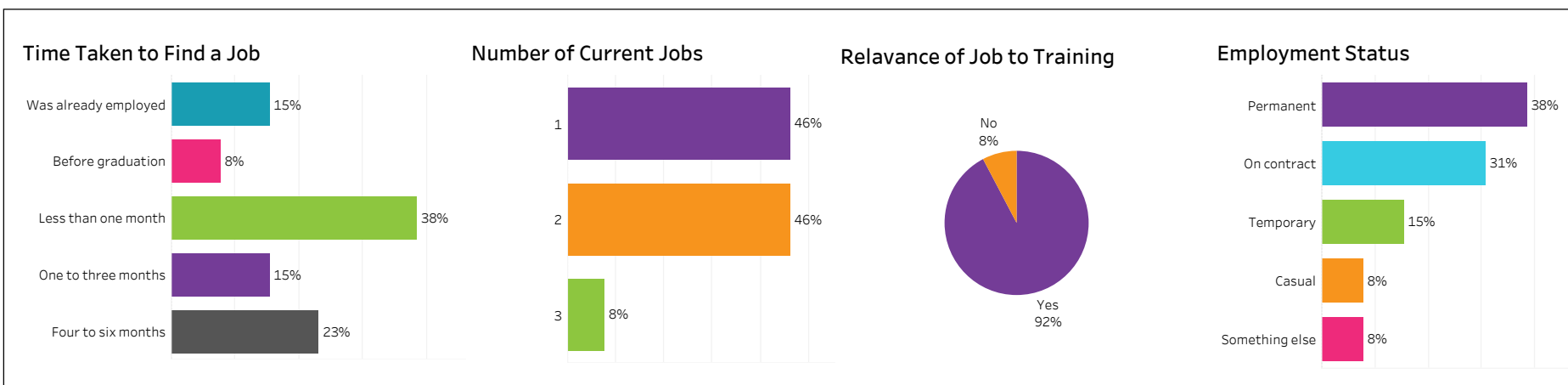
Improved employment opportunities






2016-17 Graduate Follow-up Survey:
Survey Summary (2/2)
 Saskatoon, Human Services & Community Safety, Educational
 Assistant, CERT, Base

Number of Respondents: **13**



Looking for Employment



Institutional Research and Analysis (IR & A)



**2016-17 Graduate Follow-up Survey:
Survey Summary (1/2)**
**Regina, Human Services & Community Safety, Educational
Assistant,
CERT, Con Ed - Sask Poly Delivered**

Gender
☒ Female
☒ Gender Unknown
☒ Male

Citizenship
☒ Canadian
☒ Citizenship Unknown
☒ Permanent Resident
☒ Student Visa

Indigenous
☒ Indigenous
☒ Non-Indigenous

Number of Respondents: **1**

Overall Employment

Available Workforce	# of Grads Employed	Employment Rate	# of Full-time Grads	Full-time Employment Rate
1	1	100%	0	0%

Training Related Employment

Available Workforce	# of Training Related Grads	Employment Rate	# of Full-time Grads	Full-time Employment Rate
1	1	100%	0	0%

Location of Employment

Saskatoon	Regina	Moose Jaw	Prince Albert	Elsewhere in Sask	Outside Sask
0%	0%	0%	0%	100%	0%

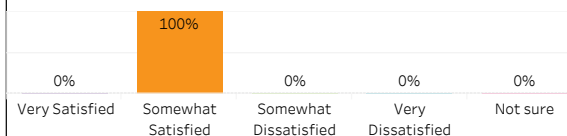
Average Salary

	Overall	Full-time Training Related
	\$23,000	

Salary by Location

	Overall	Full-time Training Related
Elsewhere in SK	23,000	

Overall Satisfaction with the Program



Satisfaction with Sask Polytech

Satisfied with the decision to attend Saskpolytech	Recommend program to others	Recommend Saskpolytech to others
100%	100%	100%

Satisfaction with Campus Facilities & Services

■ % Satisfied ■ % Dissatisfied ■ % Not sure

Campus facilities



Campus activities



Instruction delivered



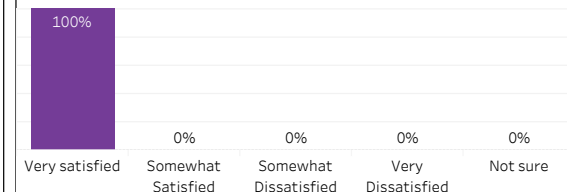
Student support services



Educational experience

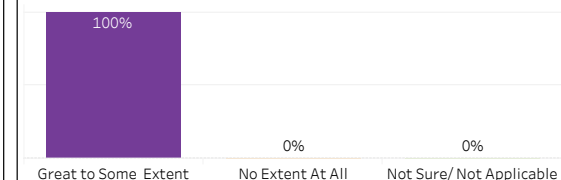


Relevance of Program to the Field of Employment

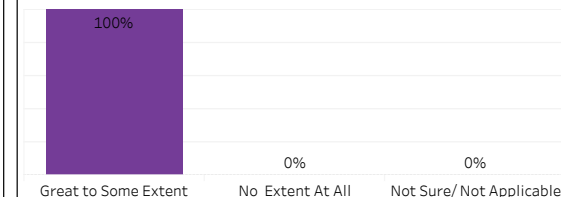


Program Benefits

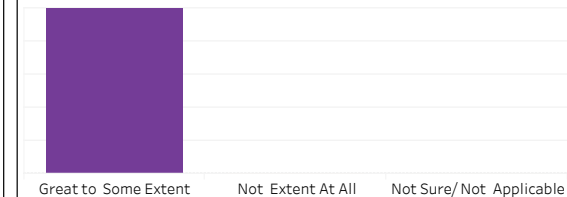
Skills and knowledge relevant in the workplace



Improved earning potential




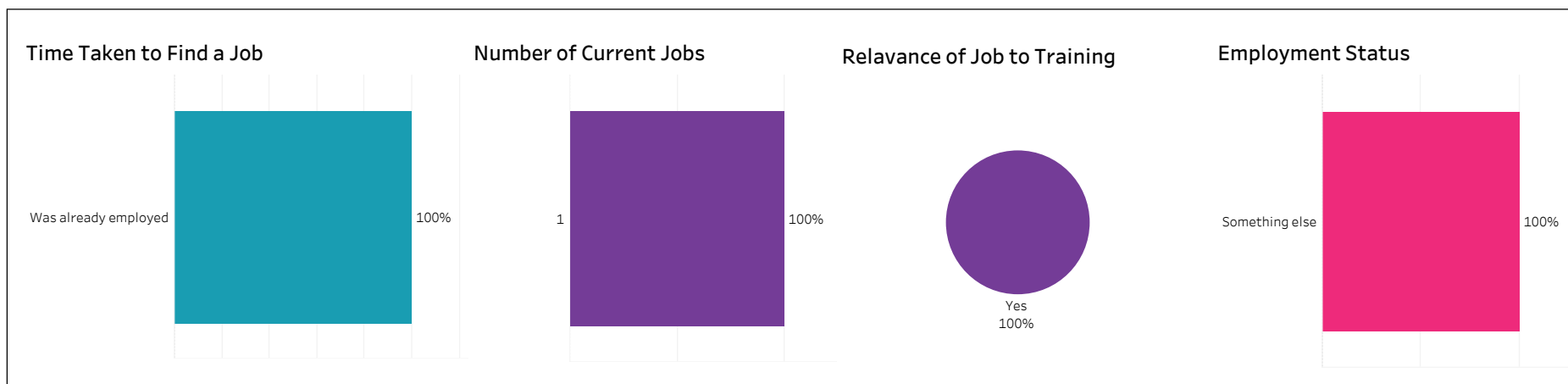
Improved employment opportunities





2016-17 Graduate Follow-up Survey:
Survey Summary (2/2)
Regina, Human Services & Community Safety, Educational
Assistant, CERT, Con Ed - Sask Poly Delivered

Number of Respondents: 1





**2016-17 Graduate Follow-up Survey:
Survey Summary (1/2)**
Saskatoon, Human Services & Community Safety, Educational
Assistant,
CERT, Con Ed - Sask Poly Delivered

Gender
☒ Female
☒ Gender Unknown
☒ Male

Citizenship
☒ Canadian
☒ Citizenship Unknown
☒ Permanent Resident
☒ Student Visa

Indigenous
☒ Indigenous
☒ Non-Indigenous

Number of Respondents: **11**

Overall Employment

Available Workforce	# of Grads Employed	Employment Rate	# of Full-time Grads	Full-time Employment Rate
10	8	80%	5	50%

Training Related Employment

Available Workforce	# of Training Related Grads	Employment Rate	# of Full-time Grads	Full-time Employment Rate
10	6	60%	3	30%

Location of Employment

Saskatoon	Regina	Moose Jaw	Prince Albert	Elsewhere in Sask	Outside Sask
0%	0%	0%	13%	88%	0%

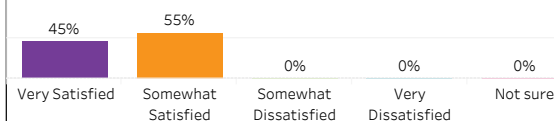
Average Salary

Overall	\$35,002
Full-time Training Related	\$35,265

Salary by Location

	Overall	Full-time Training Related
Prince Albert	34,554	34,554
Elsewhere in SK	35,065	35,620

Overall Satisfaction with the Program



Satisfaction with Sask Polytech

Satisfied with the decision to attend Saskpolytech	Recommend program to others	Recommend Saskpolytech to others
82%	64%	100%

Satisfaction with Campus Facilities & Services

■ % Satisfied ■ % Dissatisfied ■ % Not sure

Campus facilities



Campus activities



Instruction delivered



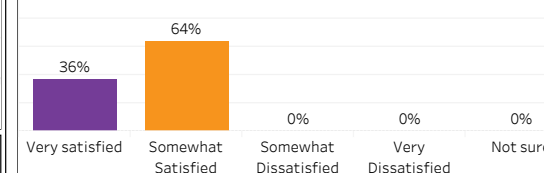
Student support services



Educational experience

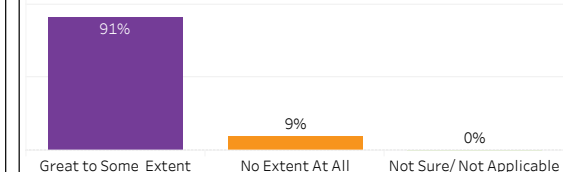


Relevance of Program to the Field of Employment

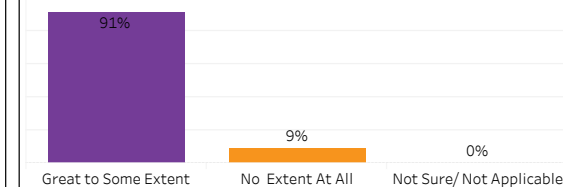


Program Benefits

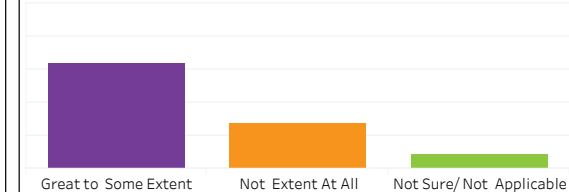
Skills and knowledge relevant in the workplace



Improved earning potential

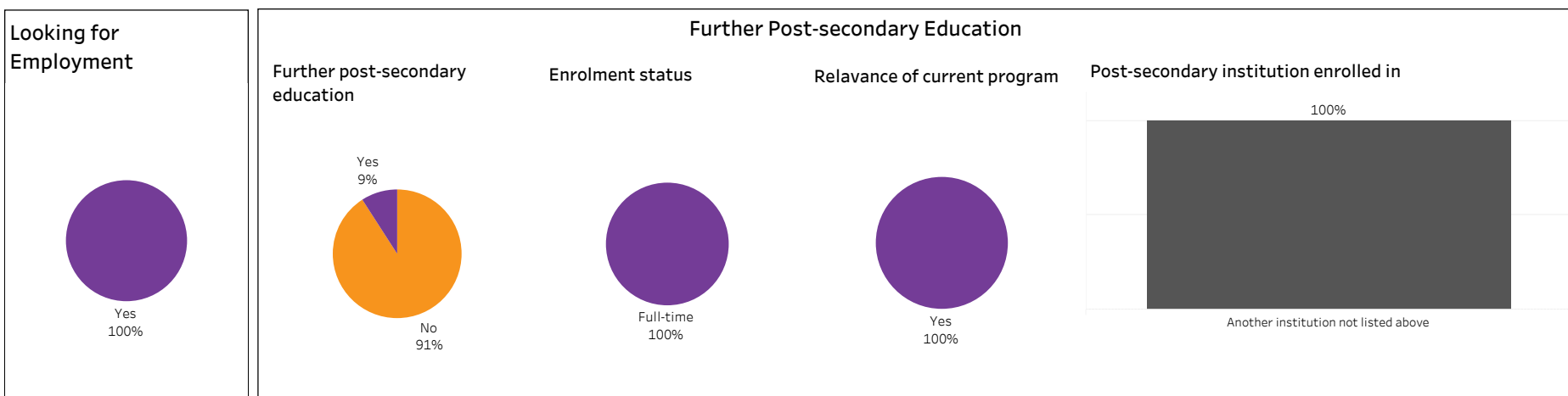
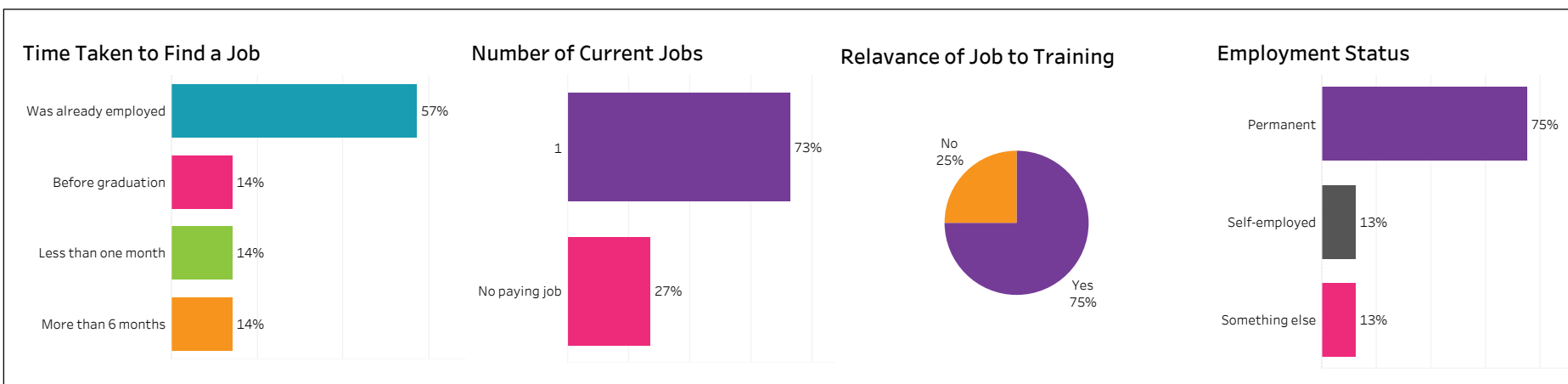


Improved employment opportunities



**2016-17 Graduate Follow-up Survey:
Survey Summary (2/2)**
Saskatoon, Human Services & Community Safety, Educational
Assistant, CERT, Con Ed - Sask Poly Delivered

Number of Respondents: **11**





2016-17 Graduate Follow-up Survey: Survey Summary (1/2) Prince Albert, Human Services & Community Safety, Esthetician, CERT, Con Ed - Sask Poly Delivered

Gender
☒ Female
☒ Gender Unknown
☒ Male

Citizenship
☒ Canadian
☒ Citizenship Unknown
☒ Permanent Resident
☒ Student Visa

Indigenous
☒ Indigenous
☒ Non-Indigenous

Number of Respondents: 2

Overall Employment

Available Workforce	# of Grads Employed	Employment Rate	# of Full-time Grads	Full-time Employment Rate
2	2	100%	1	50%

Training Related Employment

Available Workforce	# of Training Related Grads	Employment Rate	# of Full-time Grads	Full-time Employment Rate
2	2	100%	1	50%

Location of Employment

Saskatoon	Regina	Moose Jaw	Prince Albert	Elsewhere in Sask	Outside Sask
0%	0%	0%	50%	50%	0%

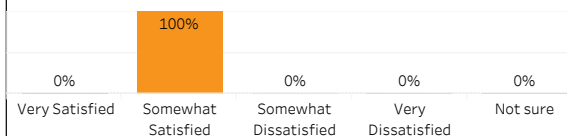
Average Salary

	Overall	Full-time Training Related
	\$12,000	

Salary by Location

	Overall	Full-time Training Related
Prince Albert		
Elsewhere in SK	12,000	

Overall Satisfaction with the Program



Satisfaction with Sask Polytech

Satisfied with the decision to attend Saskpolytech	Recommend program to others	Recommend Saskpolytech to others
100%	100%	100%

Satisfaction with Campus Facilities & Services

% Satisfied % Dissatisfied % Not sure

Campus facilities



Campus activities



Instruction delivered



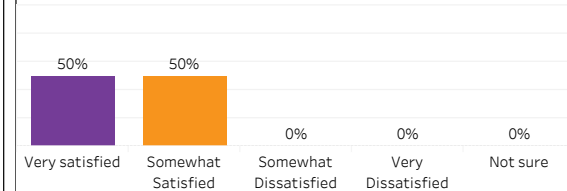
Student support services



Educational experience

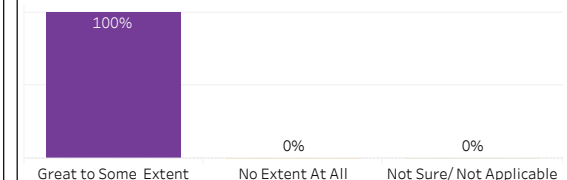


Relevance of Program to the Field of Employment

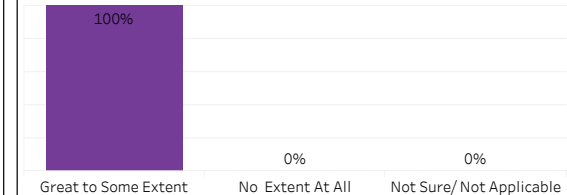


Program Benefits

Skills and knowledge relevant in the workplace



Improved earning potential




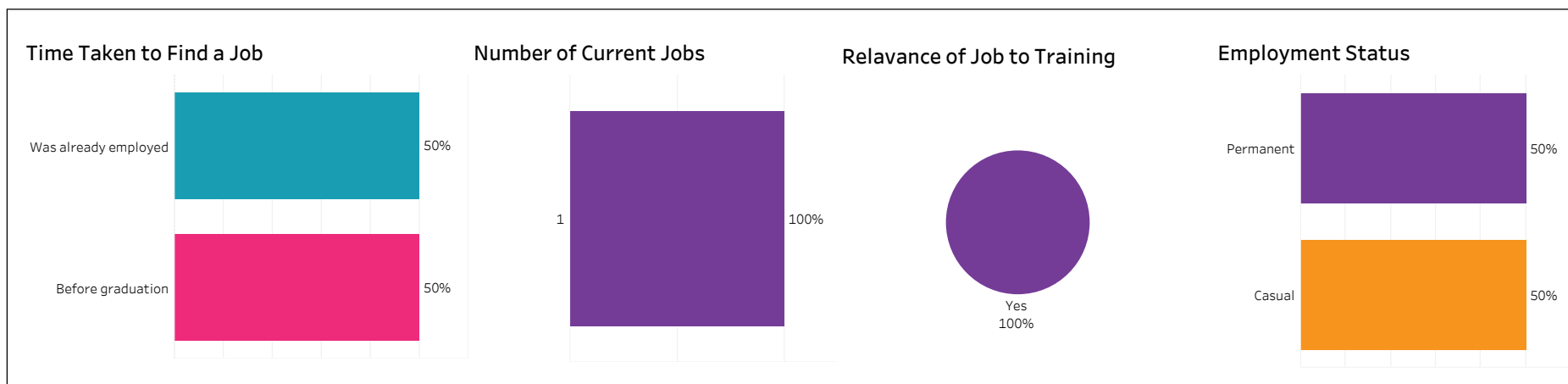
Improved employment opportunities





2016-17 Graduate Follow-up Survey:
Survey Summary (2/2)
Prince Albert, Human Services & Community Safety, Esthetician,
CERT, Con Ed - Sask Poly Delivered

Number of Respondents: 2



Institutional Research and Analysis (IR & A)



2016-17 Graduate Follow-up Survey: Survey Summary (1/2)

Saskatoon, Human Services & Community Safety, Funeral Service,
CERT, Con Ed - Sask Poly Delivered

Gender
☒ Female
☒ Gender Unknown
☒ Male

Citizenship
☒ Canadian
☒ Citizenship Unknown
☒ Permanent Resident
☒ Student Visa

Indigenous
☒ Indigenous
☒ Non-Indigenous

Number of Respondents: **3**

Overall Employment

Available Workforce	# of Grads Employed	Employment Rate	# of Full-time Grads	Full-time Employment Rate
3	3	100%	3	100%

Training Related Employment

Available Workforce	# of Training Related Grads	Employment Rate	# of Full-time Grads	Full-time Employment Rate
3	2	67%	2	67%

Location of Employment

Saskatoon	Regina	Moose Jaw	Prince Albert	Elsewhere in Sask	Outside Sask
0%	0%	0%	33%	67%	0%

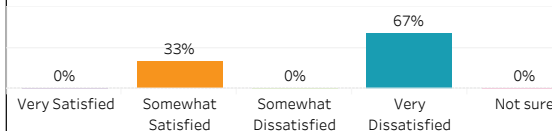
Average Salary



Salary by Location

	Overall	Full-time Training Related
Prince Albert	40,950	40,950
Elsewhere in SK		

Overall Satisfaction with the Program



Satisfaction with Sask Polytech

Satisfied with the decision to attend Saskpolytech	Recommend program to others	Recommend Saskpolytech to others
33%	0%	100%

Satisfaction with Campus Facilities & Services

% Satisfied % Dissatisfied % Not sure

Campus facilities



Campus activities



Instruction delivered



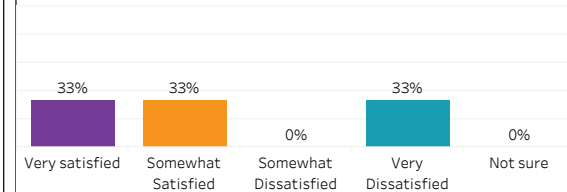
Student support services



Educational experience

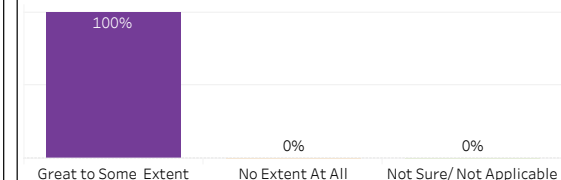


Relevance of Program to the Field of Employment

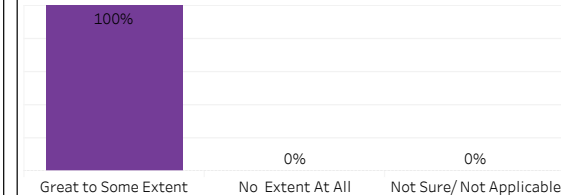


Program Benefits

Skills and knowledge relevant in the workplace



Improved earning potential



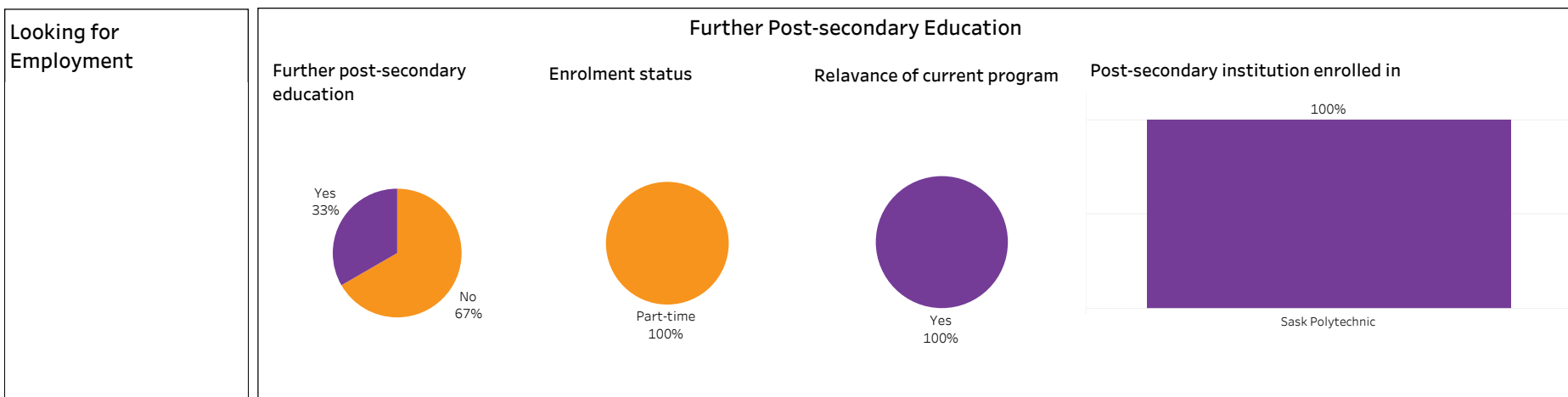
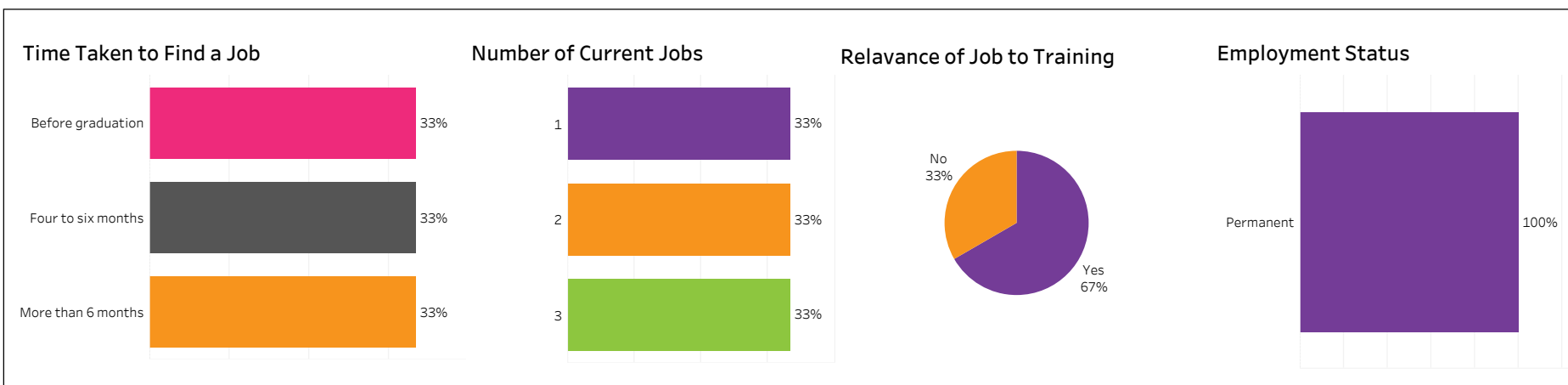
Improved employment opportunities





2016-17 Graduate Follow-up Survey: Survey Summary (2/2) Saskatoon, Human Services & Community Safety, Funeral Service, CERT, Con Ed - Sask Poly Delivered

Number of Respondents: 3



Institutional Research and Analysis (IR & A)



2016-17 Graduate Follow-up Survey: Survey Summary (1/2)

Prince Albert, Human Services & Community Safety, Hairstylist,
CERT, Base

Gender
☒ Female
☒ Gender Unknown
☒ Male

Citizenship
☒ Canadian
☒ Citizenship Unknown
☒ Permanent Resident
☒ Student Visa

Indigenous
☒ Indigenous
☒ Non-Indigenous

Number of Respondents: **11**

Overall Employment

Available Workforce	# of Grads Employed	Employment Rate	# of Full-time Grads	Full-time Employment Rate
10	9	90%	9	90%

Training Related Employment

Available Workforce	# of Training Related Grads	Employment Rate	# of Full-time Grads	Full-time Employment Rate
10	8	80%	8	80%

Location of Employment

Saskatoon	Regina	Moose Jaw	Prince Albert	Elsewhere in Sask	Outside Sask
0%	0%	0%	71%	29%	0%

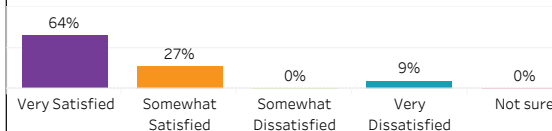
Average Salary

Overall	\$31,123
Full-time Training Related	\$31,123

Salary by Location

	Overall	Full-time Training Related
Prince Albert	28,287	28,287
Elsewhere in SK	44,720	44,720

Overall Satisfaction with the Program



Satisfaction with Sask Polytech

Satisfied with the decision to attend Saskpolytech	Recommend program to others	Recommend Saskpolytech to others
100%	90%	100%

Satisfaction with Campus Facilities & Services

% Satisfied % Dissatisfied % Not sure

Campus facilities



Campus activities



Instruction delivered



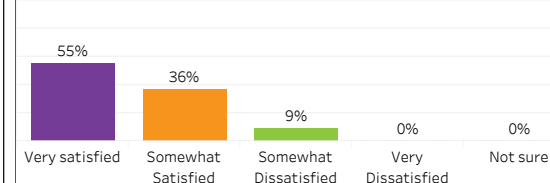
Student support services



Educational experience

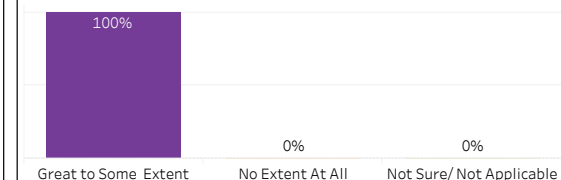


Relevance of Program to the Field of Employment

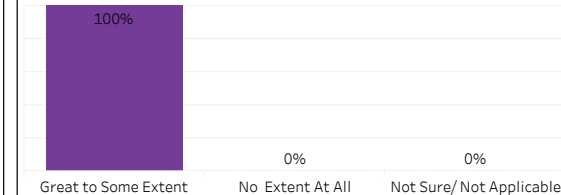


Program Benefits

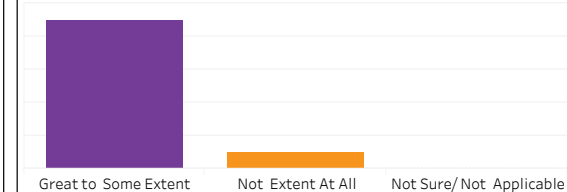
Skills and knowledge relevant in the workplace



Improved earning potential


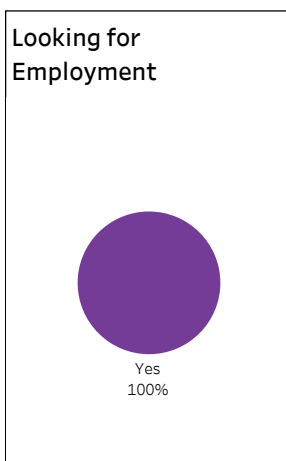
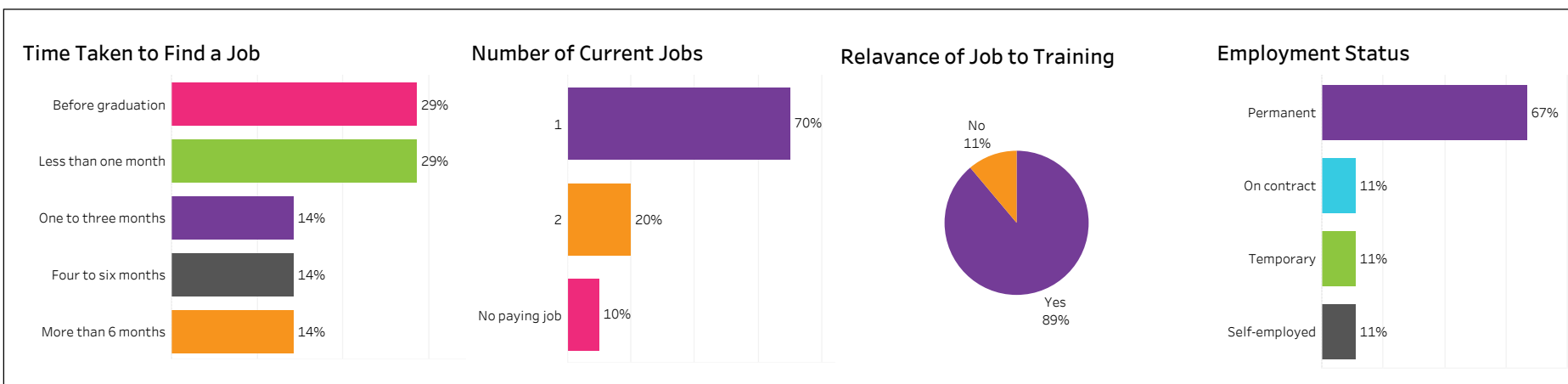


Improved employment opportunities



**2016-17 Graduate Follow-up Survey:
Survey Summary (2/2)**
Prince Albert, Human Services & Community Safety, Hairstylist,
CERT, Base

Number of Respondents: **11**





2016-17 Graduate Follow-up Survey: Survey Summary (1/2)

Prince Albert, Human Services & Community Safety, Hairstylist,
CERT, Con Ed - Brokered

Gender
☒ Female
☒ Gender Unknown
☒ Male

Citizenship
☒ Canadian
☒ Citizenship Unknown
☒ Permanent Resident
☒ Student Visa

Indigenous
☒ Indigenous
☒ Non-Indigenous

Number of Respondents: **4**

Overall Employment

Available Workforce	# of Grads Employed	Employment Rate	# of Full-time Grads	Full-time Employment Rate
4	4	100%	4	100%

Training Related Employment

Available Workforce	# of Training Related Grads	Employment Rate	# of Full-time Grads	Full-time Employment Rate
4	1	25%	1	25%

Location of Employment

Saskatoon	Regina	Moose Jaw	Prince Albert	Elsewhere in Sask	Outside Sask
0%	25%	0%	0%	75%	0%

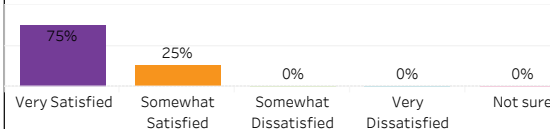
Average Salary

Overall	\$31,183
Full-time Training Related	\$26,000

Salary by Location

	Overall	Full-time Training Related
Regina		
Elsewhere in SK	31,183	26,000

Overall Satisfaction with the Program



Satisfaction with Sask Polytech

Satisfied with the decision to attend Saskpolytech	Recommend program to others	Recommend Saskpolytech to others
100%	75%	100%

Satisfaction with Campus Facilities & Services

% Satisfied % Dissatisfied % Not sure

Campus facilities



Campus activities



Instruction delivered



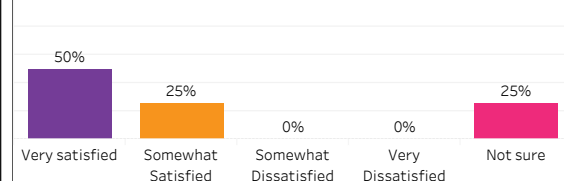
Student support services



Educational experience

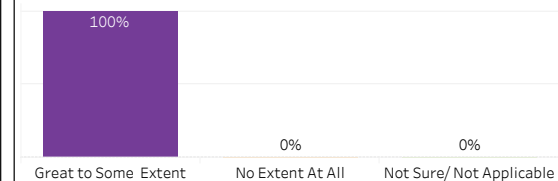


Relevance of Program to the Field of Employment

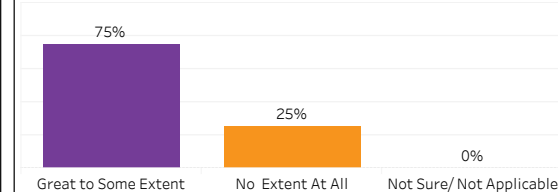


Program Benefits

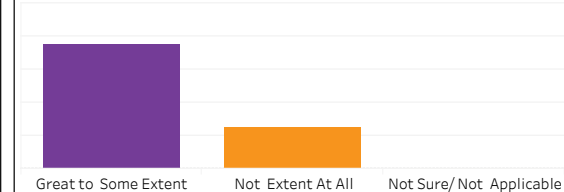
Skills and knowledge relevant in the workplace



Improved earning potential




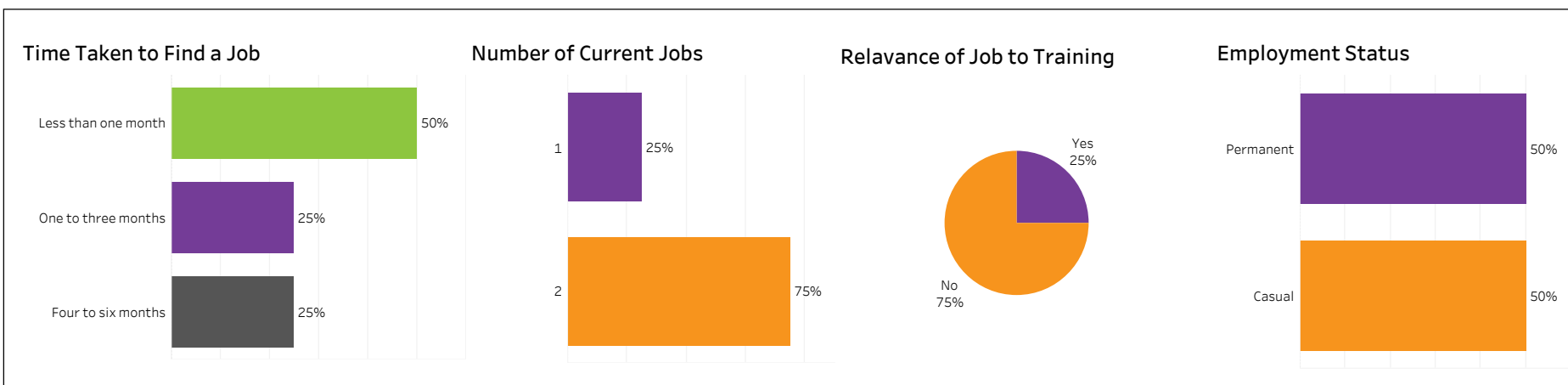
Improved employment opportunities





2016-17 Graduate Follow-up Survey:
Survey Summary (2/2)
 Prince Albert, Human Services & Community Safety, Hairstylist,
 CERT, Con Ed - Brokered

Number of Respondents: 4



Institutional Research and Analysis (IR & A)



2016-17 Graduate Follow-up Survey:
Survey Summary (1/2)
Saskatoon, Human Services & Community Safety, OH&S
Practitioner,
APCERT, Base

Gender
☒ Female
☒ Gender Unknown
☒ Male

Citizenship
☒ Canadian
☒ Citizenship Unknown
☒ Permanent Resident
☒ Student Visa

Indigenous
☒ Indigenous
☒ Non-Indigenous

Number of Respondents: **37**

Overall Employment

Available Workforce	# of Grads Employed	Employment Rate	# of Full-time Grads	Full-time Employment Rate
36	32	89%	27	75%

Training Related Employment

Available Workforce	# of Training Related Grads	Employment Rate	# of Full-time Grads	Full-time Employment Rate
36	15	42%	12	33%

Location of Employment

Saskatoon	Regina	Moose Jaw	Prince Albert	Elsewhere in Sask	Outside Sask
50%	13%	6%	0%	22%	9%

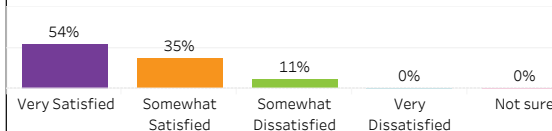
Average Salary

Overall	\$57,207
Full-time Training Related	\$73,360

Salary by Location

	Overall	Full-time Training Related
Saskatoon	46,075	70,000
Regina	47,670	59,400
Moose Jaw	28,480	
Elsewhere in SK	60,886	69,560
Alberta	130,000	130,000
British Columbia	150,000	
Manitoba	72,800	

Overall Satisfaction with the Program



Satisfaction with Sask Polytech

Satisfied with the decision to attend Saskpolytech	Recommend program to others	Recommend Saskpolytech to others
94%	75%	94%

Satisfaction with Campus Facilities & Services

■ % Satisfied ■ % Dissatisfied ■ % Not sure

Campus facilities



Campus activities



Instruction delivered



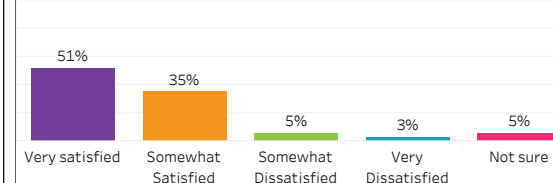
Student support services



Educational experience

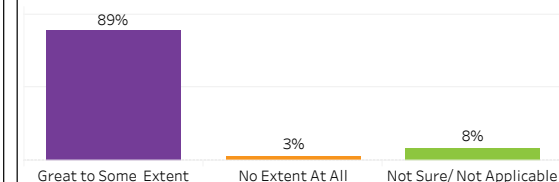


Relevance of Program to the Field of Employment

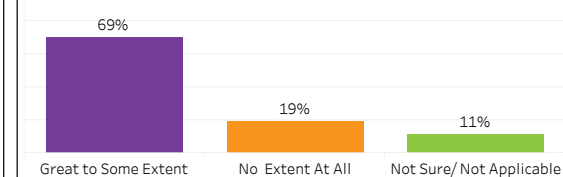


Program Benefits

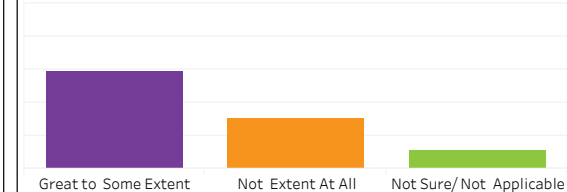
Skills and knowledge relevant in the workplace



Improved earning potential

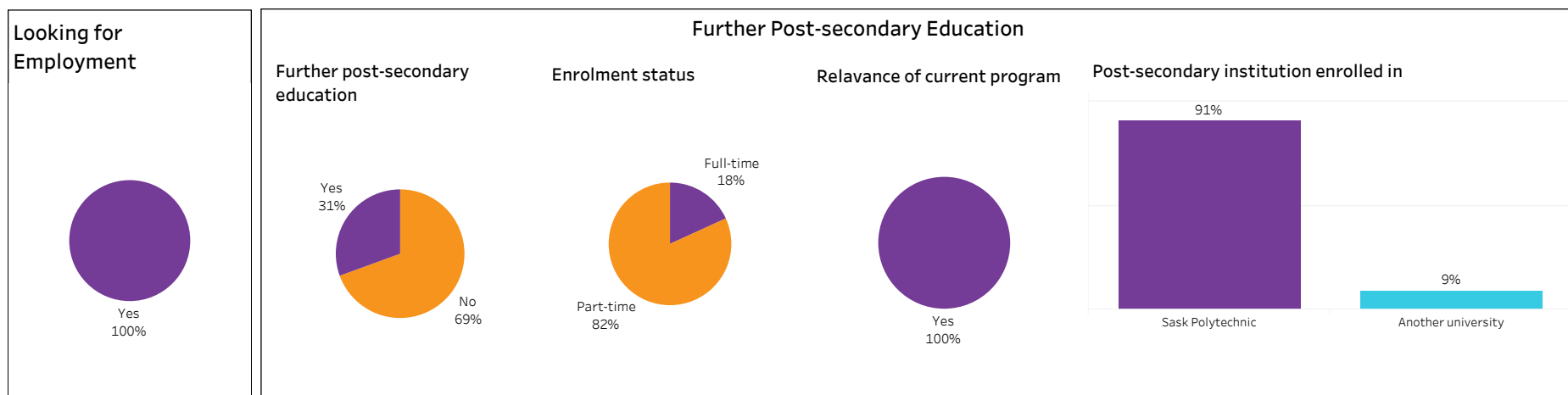
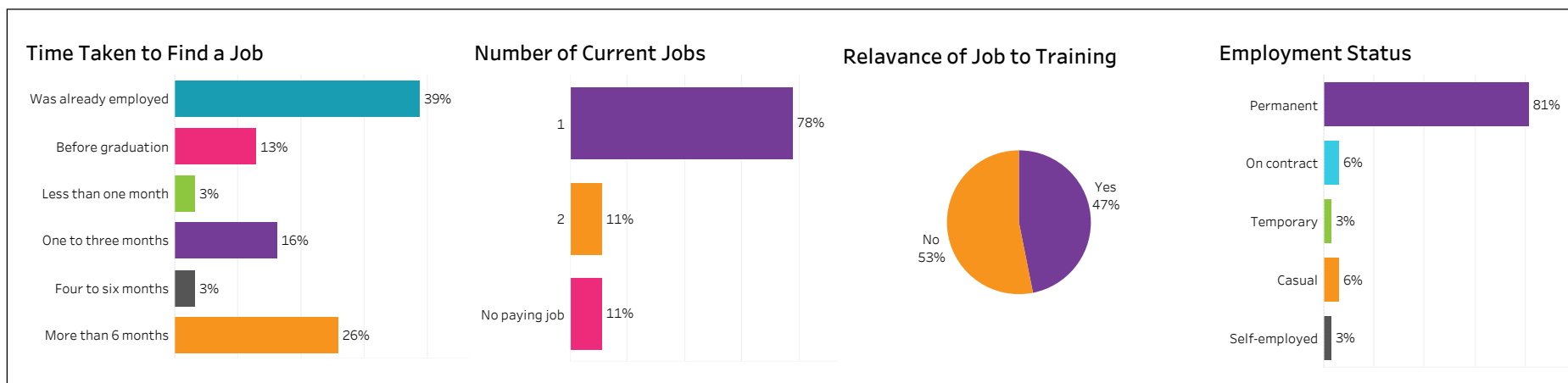


Improved employment opportunities



**2016-17 Graduate Follow-up Survey:
Survey Summary (2/2)**
**Saskatoon, Human Services & Community Safety, OH&S
Practitioner, APCERT, Base**

Number of Respondents: 37





**2016-17 Graduate Follow-up Survey:
Survey Summary (1/2)**
**Saskatoon, Human Services & Community Safety, OH&S
Practitioner,
CERT, Base**

Gender
☒ Female
☒ Gender Unknown
☒ Male

Citizenship
☒ Canadian
☒ Citizenship Unknown
☒ Permanent Resident
☒ Student Visa

Indigenous
☒ Indigenous
☒ Non-Indigenous

Number of Respondents: **6**

Overall Employment

Available Workforce	# of Grads Employed	Employment Rate	# of Full-time Grads	Full-time Employment Rate
6	5	83%	5	83%

Training Related Employment

Available Workforce	# of Training Related Grads	Employment Rate	# of Full-time Grads	Full-time Employment Rate
6	4	67%	4	67%

Location of Employment

Saskatoon	Regina	Moose Jaw	Prince Albert	Elsewhere in Sask	Outside Sask
0%	20%	0%	0%	40%	40%

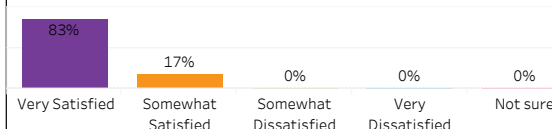
Average Salary

Overall	\$102,584
Full-time Training Related	\$106,778

Salary by Location

	Overall	Full-time Training Related
Regina	59,294	59,294
Elsewhere in SK	131,040	131,040
Manitoba	90,000	
Outside of Canada	130,000	130,000

Overall Satisfaction with the Program



Satisfaction with Sask Polytech

Satisfied with the decision to attend Saskpolytech	Recommend program to others	Recommend Saskpolytech to others
100%	100%	100%

Satisfaction with Campus Facilities & Services

■ % Satisfied ■ % Dissatisfied ■ % Not sure

Campus facilities



Campus activities



Instruction delivered



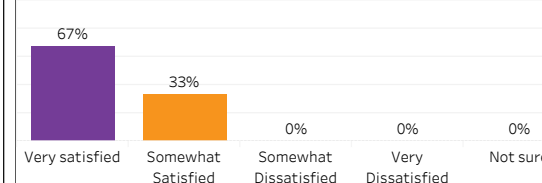
Student support services



Educational experience

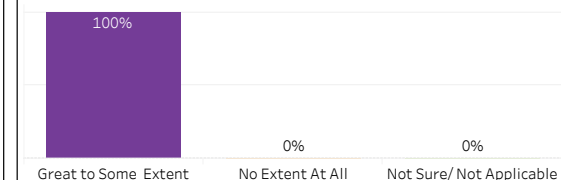


Relevance of Program to the Field of Employment

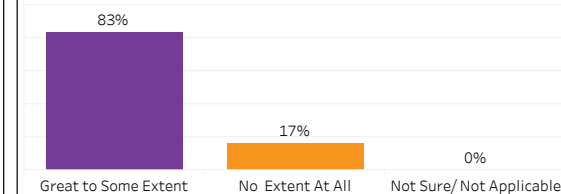


Program Benefits

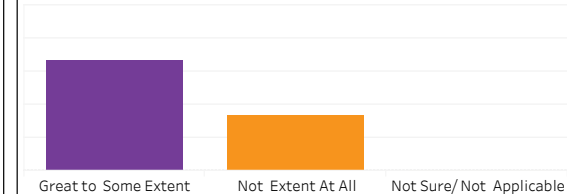
Skills and knowledge relevant in the workplace



Improved earning potential

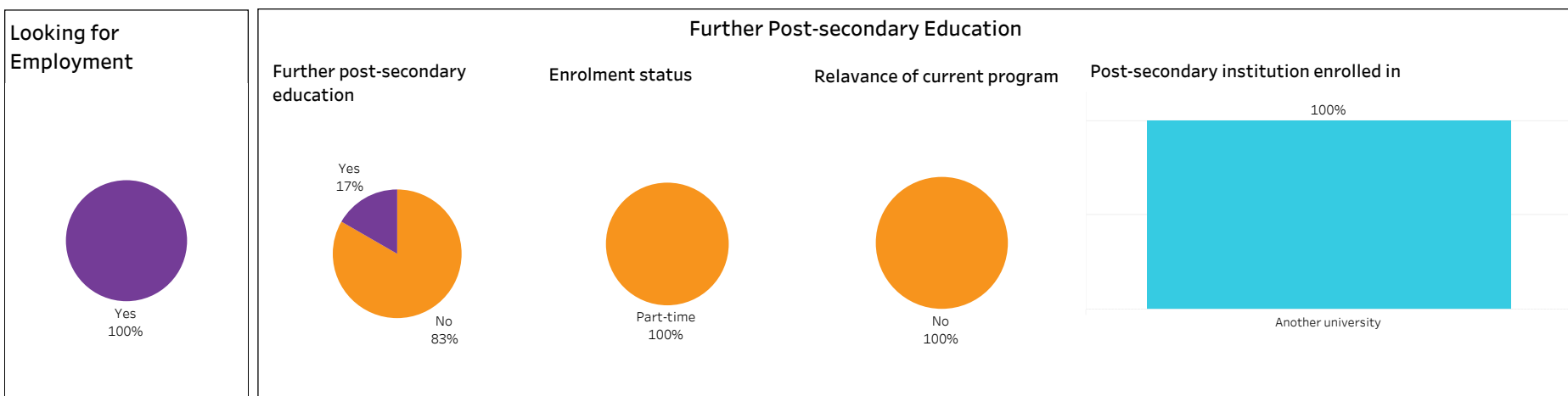
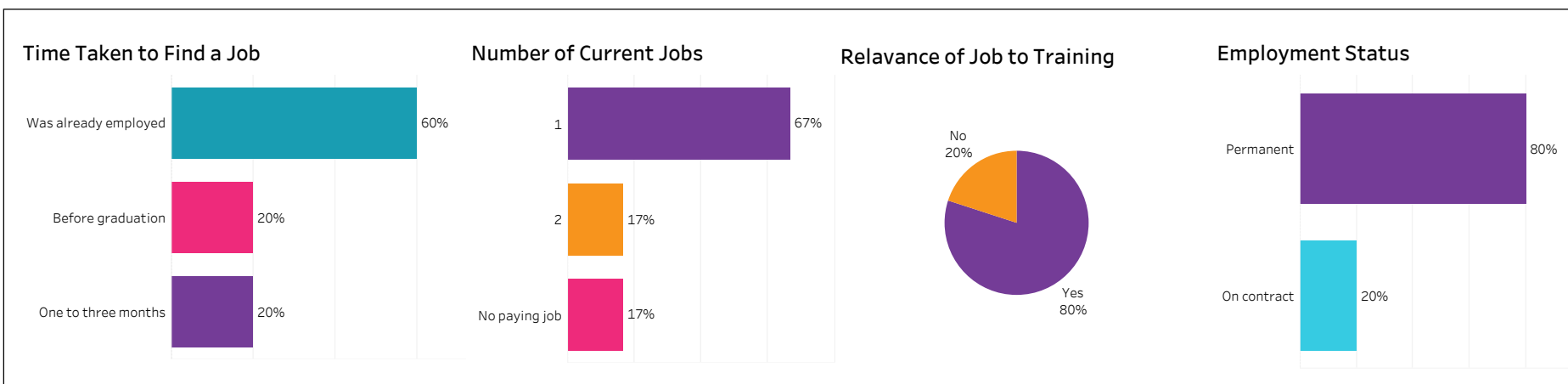


Improved employment opportunities



**2016-17 Graduate Follow-up Survey:
Survey Summary (2/2)**
Saskatoon, Human Services & Community Safety, OH&S
Practitioner, CERT, Base

Number of Respondents: 6





**2016-17 Graduate Follow-up Survey:
Survey Summary (1/2)**
**Prince Albert, Human Services & Community Safety, Security
Officer,
APCERT, Con Ed - Brokered**

Gender
☒ Female
☒ Gender Unknown
☒ Male

Citizenship
☒ Canadian
☒ Citizenship Unknown
☒ Permanent Resident
☒ Student Visa

Indigenous
☒ Indigenous
☒ Non-Indigenous

Number of Respondents: **3**

Overall Employment

Available Workforce	# of Grads Employed	Employment Rate	# of Full-time Grads	Full-time Employment Rate
3	3	100%	3	100%

Training Related Employment

Available Workforce	# of Training Related Grads	Employment Rate	# of Full-time Grads	Full-time Employment Rate
3	1	33%	1	33%

Location of Employment

Saskatoon	Regina	Moose Jaw	Prince Albert	Elsewhere in Sask	Outside Sask
0%	0%	0%	33%	67%	0%

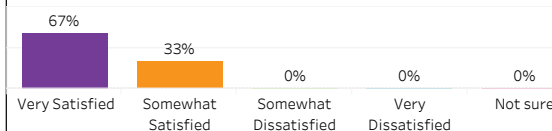
Average Salary

Overall	\$36,987
Full-time Training Related	\$66,000

Salary by Location

	Overall	Full-time Training Related
Prince Albert	66,000	66,000
Elsewhere in SK	22,480	

Overall Satisfaction with the Program



Satisfaction with Sask Polytech

Satisfied with the decision to attend Saskpolytech	Recommend program to others	Recommend Saskpolytech to others
100%	100%	100%

Satisfaction with Campus Facilities & Services

■ % Satisfied ■ % Dissatisfied ■ % Not sure

Campus facilities



Campus activities



Instruction delivered



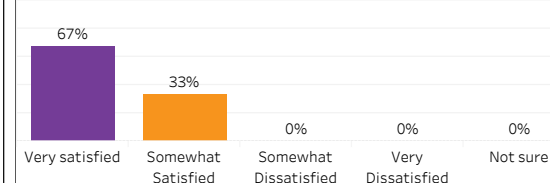
Student support services



Educational experience

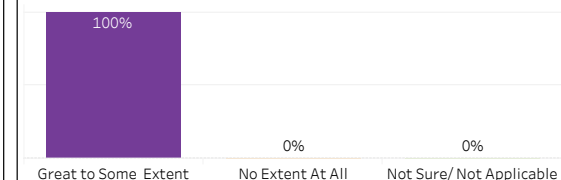


Relevance of Program to the Field of Employment

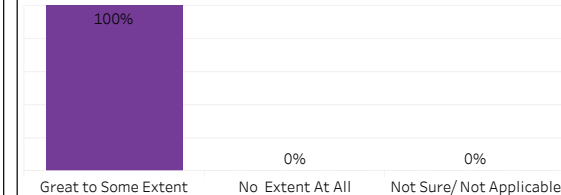


Program Benefits

Skills and knowledge relevant in the workplace



Improved earning potential




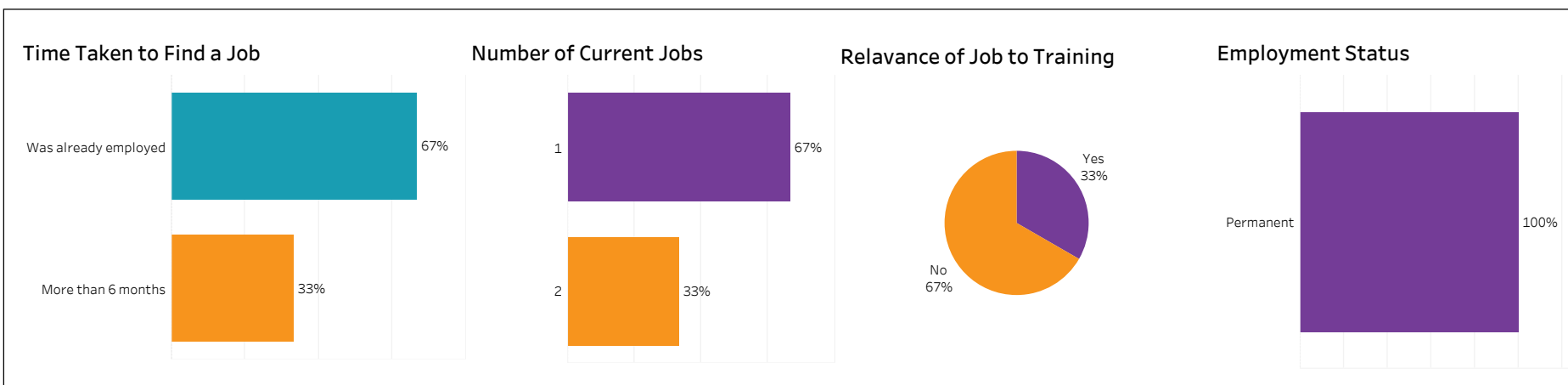
Improved employment opportunities





2016-17 Graduate Follow-up Survey:
Survey Summary (2/2)
 Prince Albert, Human Services & Community Safety, Security
 Officer, APCERT, Con Ed - Brokered

Number of Respondents: 3



Institutional Research and Analysis (IR & A)



**2016-17 Graduate Follow-up Survey:
Survey Summary (1/2)**
**Prince Albert, Human Services & Community Safety, Security
Officer,
APCERT, Con Ed - Sask Poly Delivered**

Gender
☒ Female
☒ Gender Unknown
☒ Male

Citizenship
☒ Canadian
☒ Citizenship Unknown
☒ Permanent Resident
☒ Student Visa

Indigenous
☒ Indigenous
☒ Non-Indigenous

Number of Respondents: **3**

Overall Employment

Available Workforce	# of Grads Employed	Employment Rate	# of Full-time Grads	Full-time Employment Rate
3	2	67%	2	67%

Training Related Employment

Available Workforce	# of Training Related Grads	Employment Rate	# of Full-time Grads	Full-time Employment Rate
3	2	67%	2	67%

Location of Employment

Saskatoon	Regina	Moose Jaw	Prince Albert	Elsewhere in Sask	Outside Sask
0%	0%	50%	50%	0%	0%

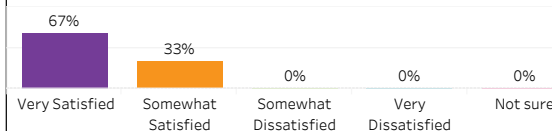
Average Salary



Salary by Location

	Overall	Full-time Training Related
Moose Jaw	45,000	45,000
Prince Albert		

Overall Satisfaction with the Program



Satisfaction with Sask Polytech

Satisfied with the decision to attend Saskpolytech	Recommend program to others	Recommend Saskpolytech to others
100%	100%	100%

Satisfaction with Campus Facilities & Services

■ % Satisfied ■ % Dissatisfied ■ % Not sure

Campus facilities



Campus activities



Instruction delivered



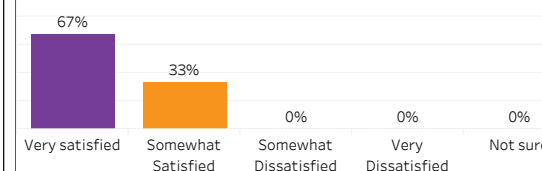
Student support services



Educational experience

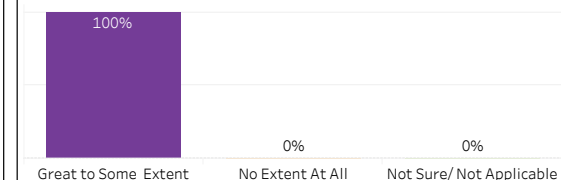


Relevance of Program to the Field of Employment

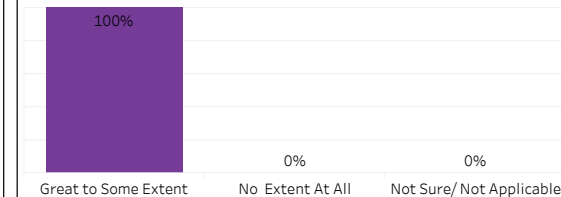


Program Benefits

Skills and knowledge relevant in the workplace



Improved earning potential




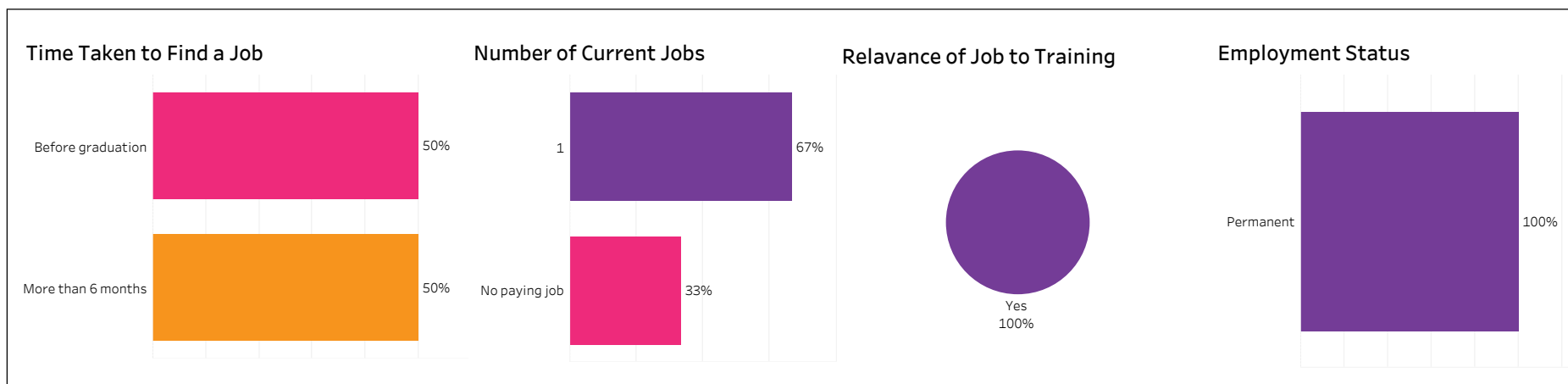
Improved employment opportunities





2016-17 Graduate Follow-up Survey:
Survey Summary (2/2)
Prince Albert, Human Services & Community Safety, Security
Officer, APCERT, Con Ed - Sask Poly Delivered

Number of Respondents: 3



Institutional Research and Analysis (IR & A)



2016-17 Graduate Follow-up Survey: Survey Summary (1/2) Saskatoon, Human Services & Community Safety, Youth Care Worker, CERT, Base

Gender
☒ Female
☒ Gender Unknown
☒ Male

Citizenship
☒ Canadian
☒ Citizenship Unknown
☒ Permanent Resident
☒ Student Visa

Indigenous
☒ Indigenous
☒ Non-Indigenous

Number of Respondents: 15

Overall Employment

Available Workforce	# of Grads Employed	Employment Rate	# of Full-time Grads	Full-time Employment Rate
13	13	100%	8	62%

Training Related Employment

Available Workforce	# of Training Related Grads	Employment Rate	# of Full-time Grads	Full-time Employment Rate
13	9	69%	6	46%

Location of Employment

Saskatoon	Regina	Moose Jaw	Prince Albert	Elsewhere in Sask	Outside Sask
69%	8%	0%	8%	15%	0%

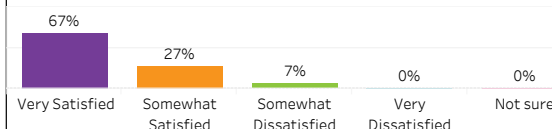
Average Salary

Overall	\$30,195
Full-time Training Related	\$45,214

Salary by Location

	Overall	Full-time Training Related
Saskatoon	29,328	53,820
Regina	36,400	36,400
Prince Albert	36,816	36,816
Elsewhere in SK	25,948	

Overall Satisfaction with the Program



Satisfaction with Sask Polytech

Satisfied with the decision to attend Saskpolytech	Recommend program to others	Recommend Saskpolytech to others
87%	93%	93%

Satisfaction with Campus Facilities & Services

% Satisfied % Dissatisfied % Not sure

Campus facilities



Campus activities



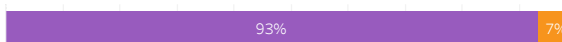
Instruction delivered



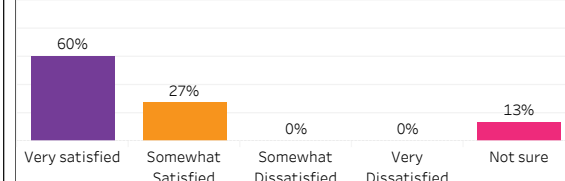
Student support services



Educational experience

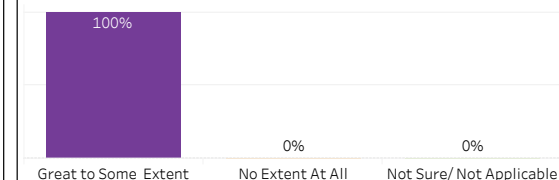


Relevance of Program to the Field of Employment

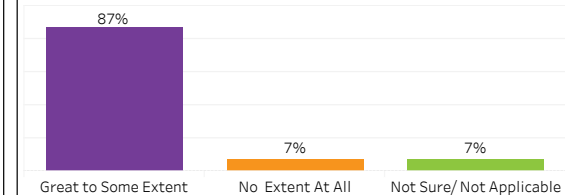


Program Benefits

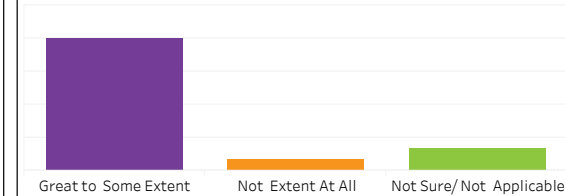
Skills and knowledge relevant in the workplace



Improved earning potential

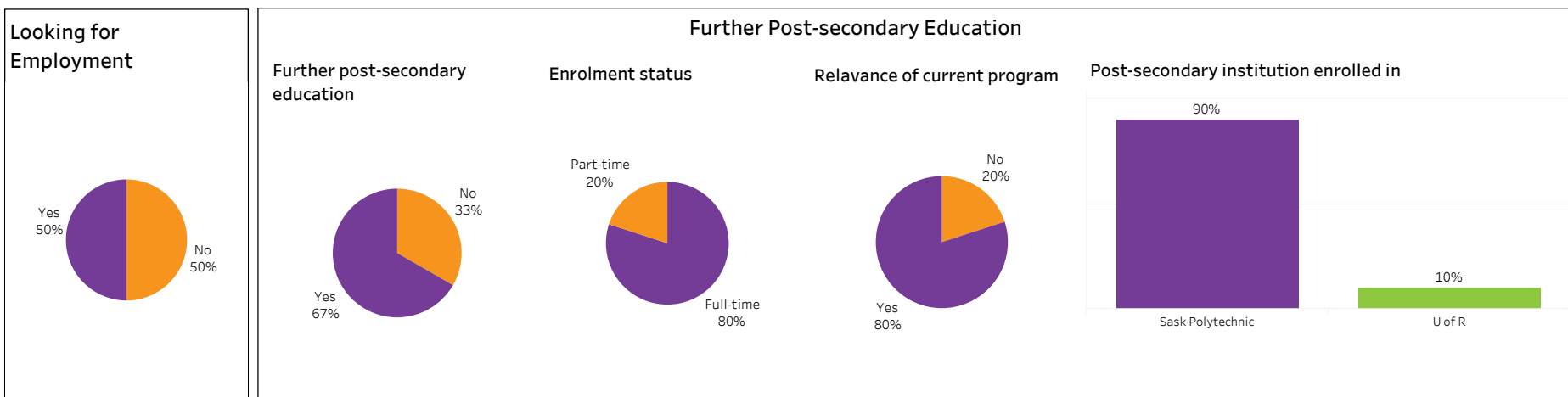
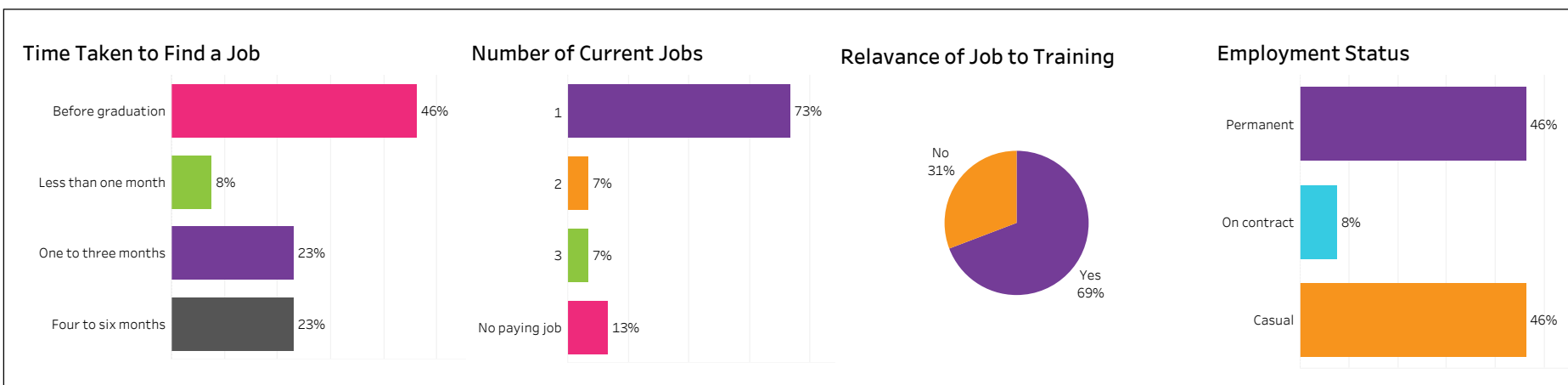


Improved employment opportunities



**2016-17 Graduate Follow-up Survey:
Survey Summary (2/2)**
**Saskatoon, Human Services & Community Safety, Youth Care
Worker, CERT, Base**

Number of Respondents: **15**



Institutional Research and Analysis (IR & A)



2016-17 Graduate Follow-up Survey: Survey Summary (1/2)

Regina, Human Services & Community Safety, Youth Care Worker,
CERT, Con Ed - Sask Poly Delivered

Gender
☒ Female
☒ Gender Unknown
☒ Male

Citizenship
☒ Canadian
☒ Citizenship Unknown
☒ Permanent Resident
☒ Student Visa

Indigenous
☒ Indigenous
☒ Non-Indigenous

Number of Respondents: **11**

Overall Employment

Available Workforce	# of Grads Employed	Employment Rate	# of Full-time Grads	Full-time Employment Rate
11	11	100%	7	64%

Training Related Employment

Available Workforce	# of Training Related Grads	Employment Rate	# of Full-time Grads	Full-time Employment Rate
11	8	73%	5	45%

Location of Employment

Saskatoon	Regina	Moose Jaw	Prince Albert	Elsewhere in Sask	Outside Sask
0%	82%	9%	0%	9%	0%

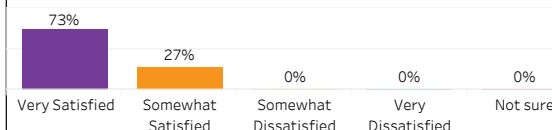
Average Salary

Overall	\$31,952
Full-time Training Related	\$40,110

Salary by Location

	Overall	Full-time Training Related
Regina	33,042	41,379
Moose Jaw	19,063	
Elsewhere in SK	35,035	35,035

Overall Satisfaction with the Program



Satisfaction with Sask Polytech

Satisfied with the decision to attend Saskpolytech	Recommend program to others	Recommend Saskpolytech to others
100%	100%	100%

Satisfaction with Campus Facilities & Services

% Satisfied % Dissatisfied % Not sure

Campus facilities



Campus activities



Instruction delivered



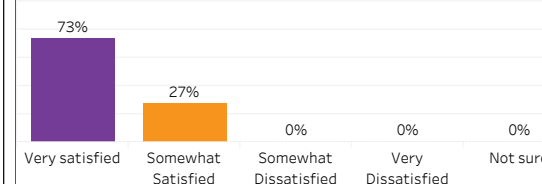
Student support services



Educational experience

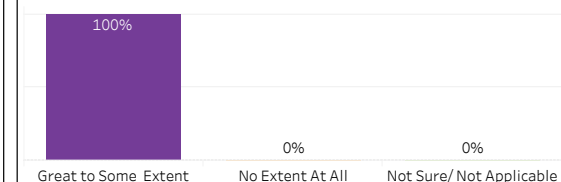


Relevance of Program to the Field of Employment

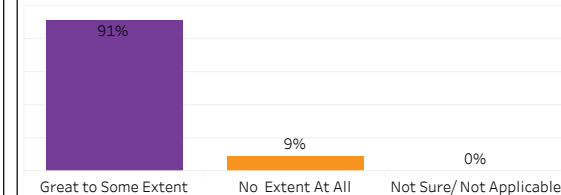


Program Benefits

Skills and knowledge relevant in the workplace



Improved earning potential

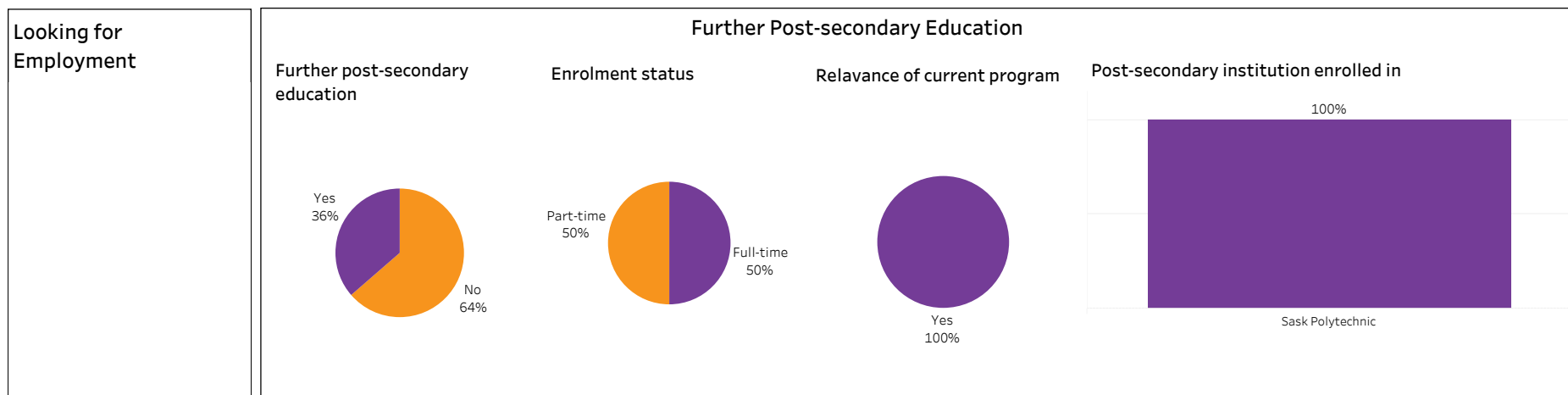
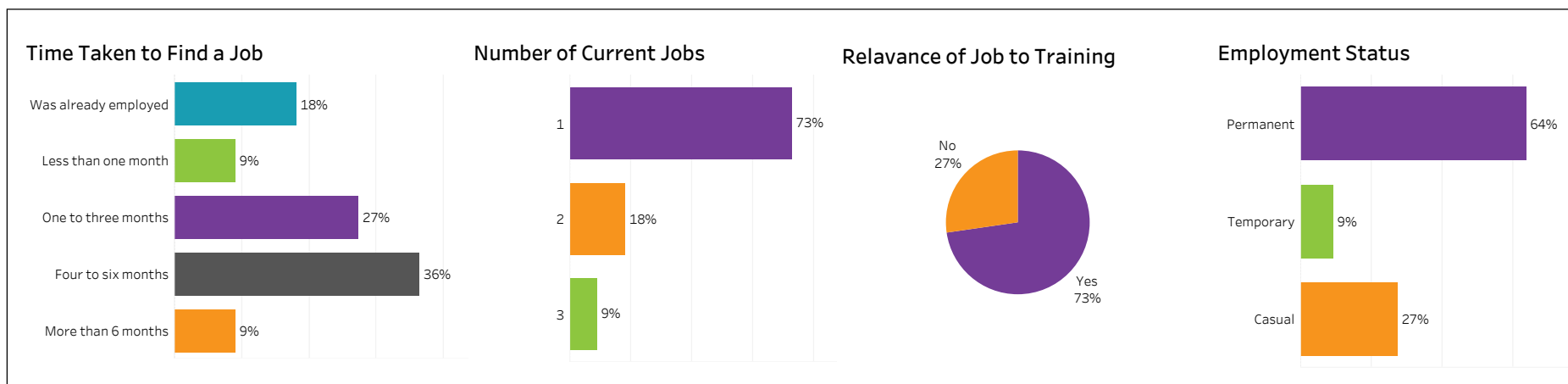


Improved employment opportunities



**2016-17 Graduate Follow-up Survey:
Survey Summary (2/2)**
Regina, Human Services & Community Safety, Youth Care
Worker, CERT, Con Ed - Sask Poly Delivered

Number of Respondents: **11**





**2016-17 Graduate Follow-up Survey:
Survey Summary (1/2)**
Saskatoon, Human Services & Community Safety, Youth Care
Worker,
CERT, Con Ed - Brokered

Gender
☒ Female
☒ Gender Unknown
☒ Male

Citizenship
☒ Canadian
☒ Citizenship Unknown
☒ Permanent Resident
☒ Student Visa

Indigenous
☒ Indigenous
☒ Non-Indigenous

Number of Respondents: 20

Overall Employment

Available Workforce	# of Grads Employed	Employment Rate	# of Full-time Grads	Full-time Employment Rate
12	12	100%	6	50%

Training Related Employment

Available Workforce	# of Training Related Grads	Employment Rate	# of Full-time Grads	Full-time Employment Rate
12	9	75%	5	42%

Location of Employment

Saskatoon	Regina	Moose Jaw	Prince Albert	Elsewhere in Sask	Outside Sask
42%	0%	0%	8%	42%	8%

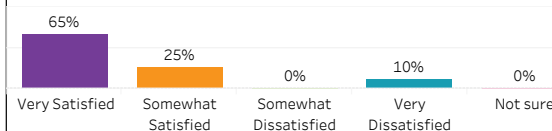
Average Salary

Overall	\$29,383
Full-time Training Related	\$38,646

Salary by Location

	Overall	Full-time Training Related
Saskatoon	24,022	35,360
Prince Albert	40,248	40,248
Elsewhere in SK	31,355	41,131
Alberta	37,440	

Overall Satisfaction with the Program



Satisfaction with Sask Polytech

Satisfied with the decision to attend Saskpolytech	Recommend program to others	Recommend Saskpolytech to others
100%	100%	100%

Satisfaction with Campus Facilities & Services

■ % Satisfied ■ % Dissatisfied ■ % Not sure

Campus facilities



Campus activities



Instruction delivered



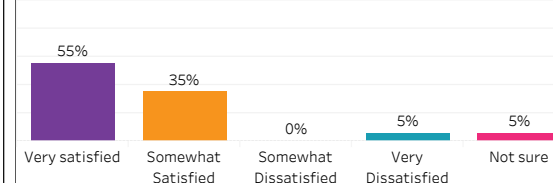
Student support services



Educational experience

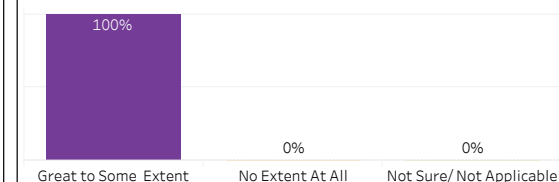


Relevance of Program to the Field of Employment

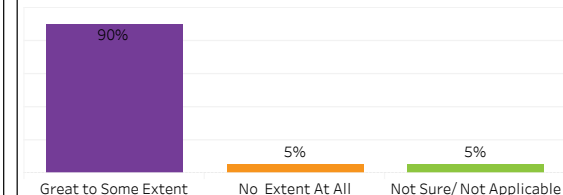


Program Benefits

Skills and knowledge relevant in the workplace



Improved earning potential

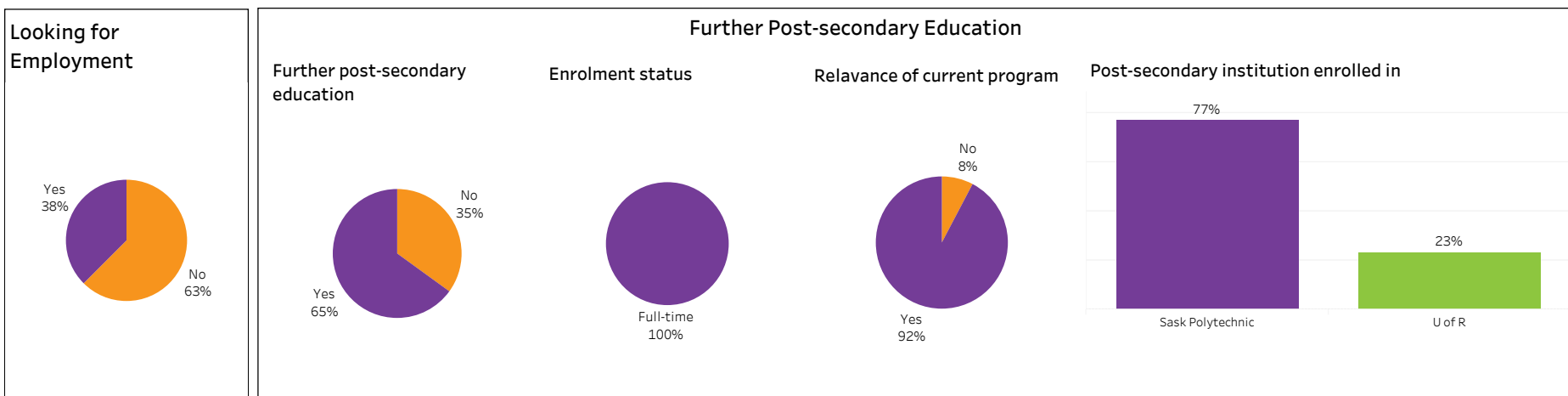
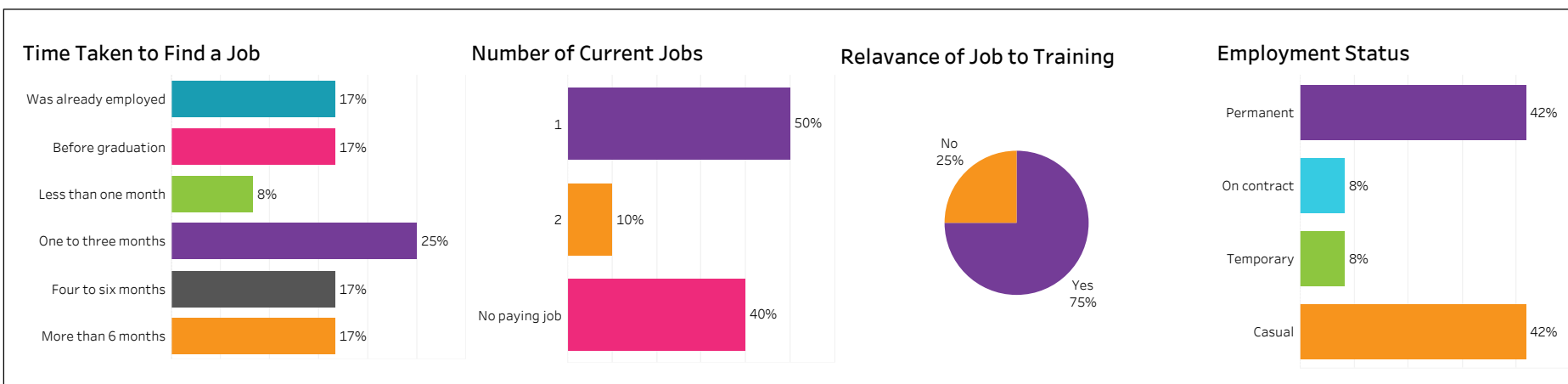


Improved employment opportunities



**2016-17 Graduate Follow-up Survey:
Survey Summary (2/2)**
Saskatoon, Human Services & Community Safety, Youth Care
Worker, CERT, Con Ed - Brokered

Number of Respondents: 20





2016-17 Graduate Follow-up Survey: Survey Summary (1/2) Saskatoon, Human Services & Community Safety, Youth Care Worker, DIP, Base

Gender
☒ Female
☒ Gender Unknown
☒ Male

Citizenship
☒ Canadian
☒ Citizenship Unknown
☒ Permanent Resident
☒ Student Visa

Indigenous
☒ Indigenous
☒ Non-Indigenous

Number of Respondents: 7

Overall Employment

Available Workforce	# of Grads Employed	Employment Rate	# of Full-time Grads	Full-time Employment Rate
7	7	100%	5	71%

Training Related Employment

Available Workforce	# of Training Related Grads	Employment Rate	# of Full-time Grads	Full-time Employment Rate
7	4	57%	3	43%

Location of Employment

Saskatoon	Regina	Moose Jaw	Prince Albert	Elsewhere in Sask	Outside Sask
43%	0%	0%	14%	29%	14%

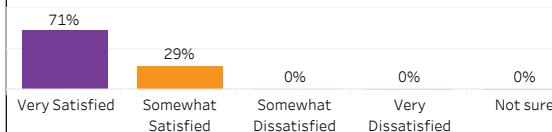
Average Salary

Overall	\$27,498
Full-time Training Related	\$33,869

Salary by Location

	Overall	Full-time Training Related
Saskatoon	21,767	30,420
Prince Albert	11,440	
Elsewhere in SK	37,490	
Alberta	40,768	40,768

Overall Satisfaction with the Program



Satisfaction with Sask Polytech

Satisfied with the decision to attend Saskpolytech	Recommend program to others	Recommend Saskpolytech to others
86%	86%	100%

Satisfaction with Campus Facilities & Services

% Satisfied % Dissatisfied % Not sure

Campus facilities



Campus activities



Instruction delivered



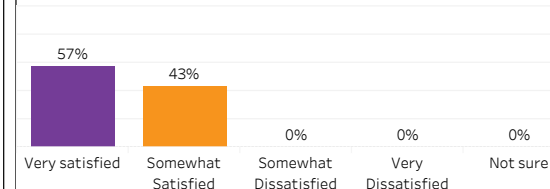
Student support services



Educational experience

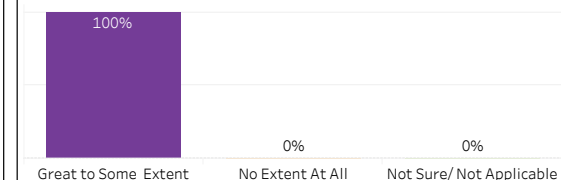


Relevance of Program to the Field of Employment

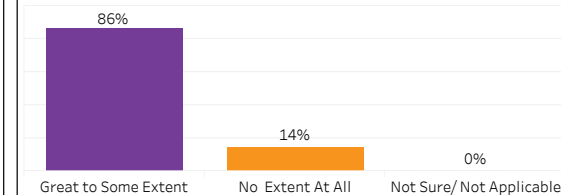


Program Benefits


Skills and knowledge relevant in the workplace



Improved earning potential



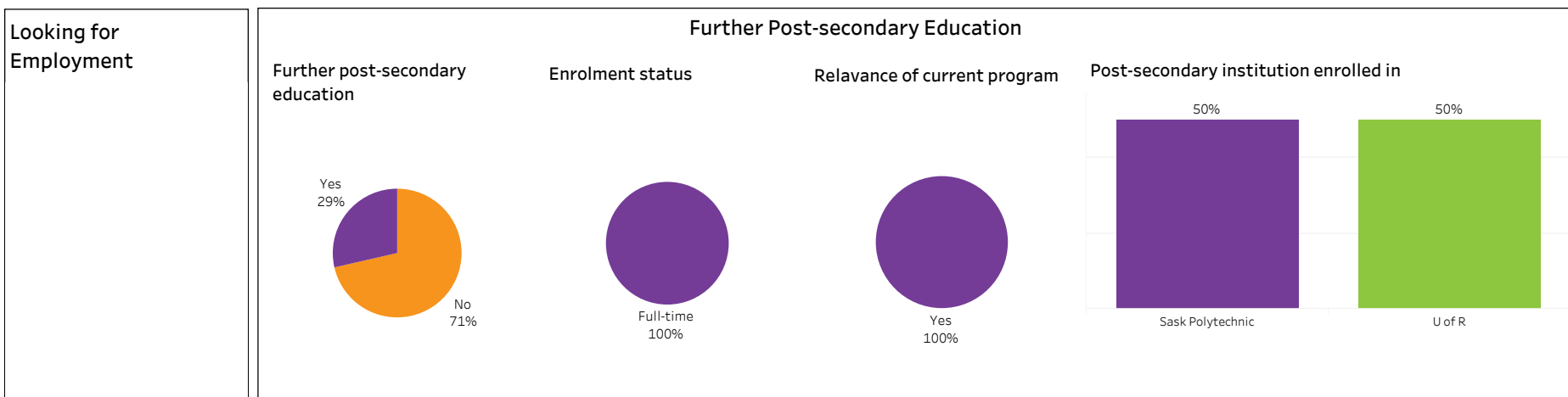
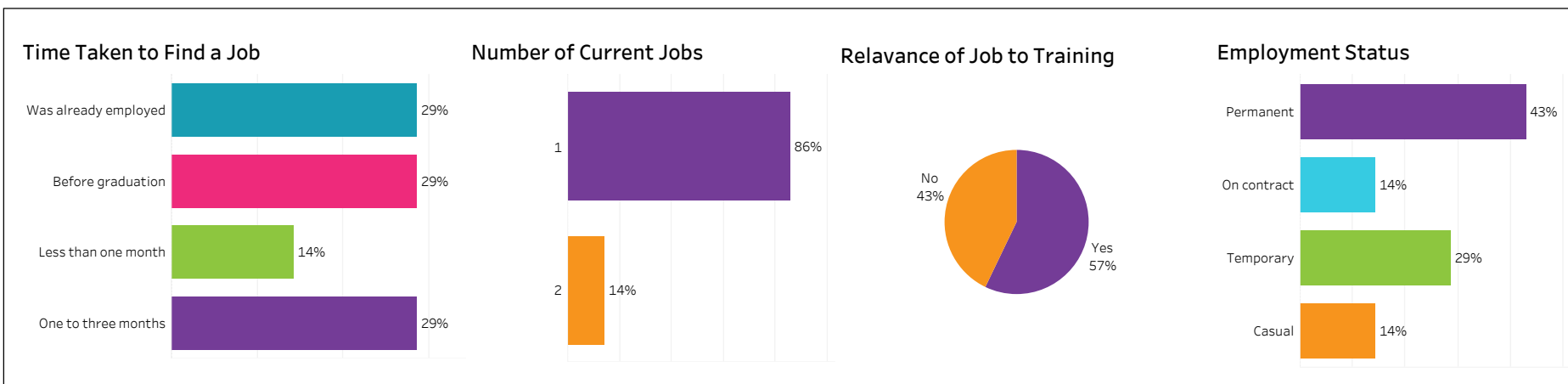
Improved employment opportunities





2016-17 Graduate Follow-up Survey:
Survey Summary (2/2)
 Saskatoon, Human Services & Community Safety, Youth Care
 Worker, DIP, Base

Number of Respondents: 7



Institutional Research and Analysis (IR & A)



**2016-17 Graduate Follow-up Survey:
Survey Summary (1/2)**
Saskatoon, Human Services & Community Safety, Youth Care
Worker,
CERT, Con Ed - Sask Poly Delivered

Gender
☒ Female
☒ Gender Unknown
☒ Male

Citizenship
☒ Canadian
☒ Citizenship Unknown
☒ Permanent Resident
☒ Student Visa

Indigenous
☒ Indigenous
☒ Non-Indigenous

Number of Respondents: **8**

Overall Employment

Available Workforce	# of Grads Employed	Employment Rate	# of Full-time Grads	Full-time Employment Rate
8	8	100%	5	63%

Training Related Employment

Available Workforce	# of Training Related Grads	Employment Rate	# of Full-time Grads	Full-time Employment Rate
8	7	88%	4	50%

Location of Employment

Saskatoon	Regina	Moose Jaw	Prince Albert	Elsewhere in Sask	Outside Sask
25%	50%	0%	0%	25%	0%

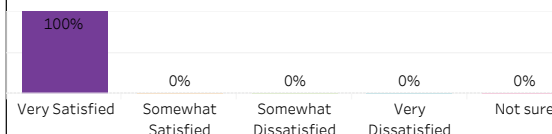
Average Salary

Overall	\$33,851
Full-time Training Related	\$40,567

Salary by Location

	Overall	Full-time Training Related
Saskatoon	28,000	28,000
Regina	37,188	44,756
Elsewhere in SK	30,104	

Overall Satisfaction with the Program



Satisfaction with Sask Polytech

Satisfied with the decision to attend Saskpolytech	Recommend program to others	Recommend Saskpolytech to others
100%	100%	100%

Satisfaction with Campus Facilities & Services

% Satisfied % Dissatisfied % Not sure

Campus facilities



Campus activities



Instruction delivered



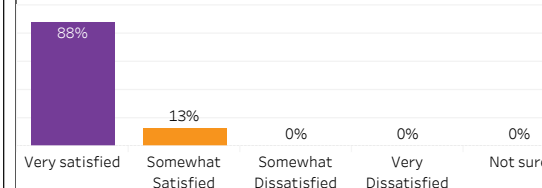
Student support services



Educational experience

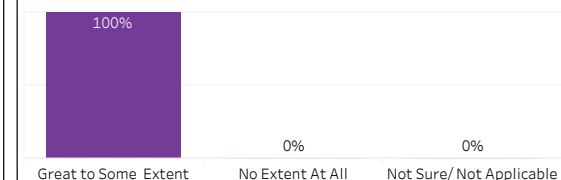


Relevance of Program to the Field of Employment

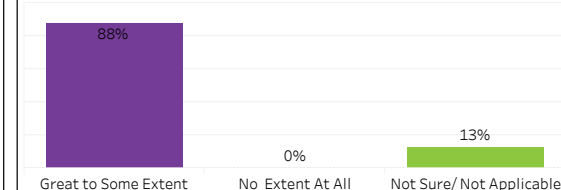


Program Benefits


Skills and knowledge relevant in the workplace



Improved earning potential

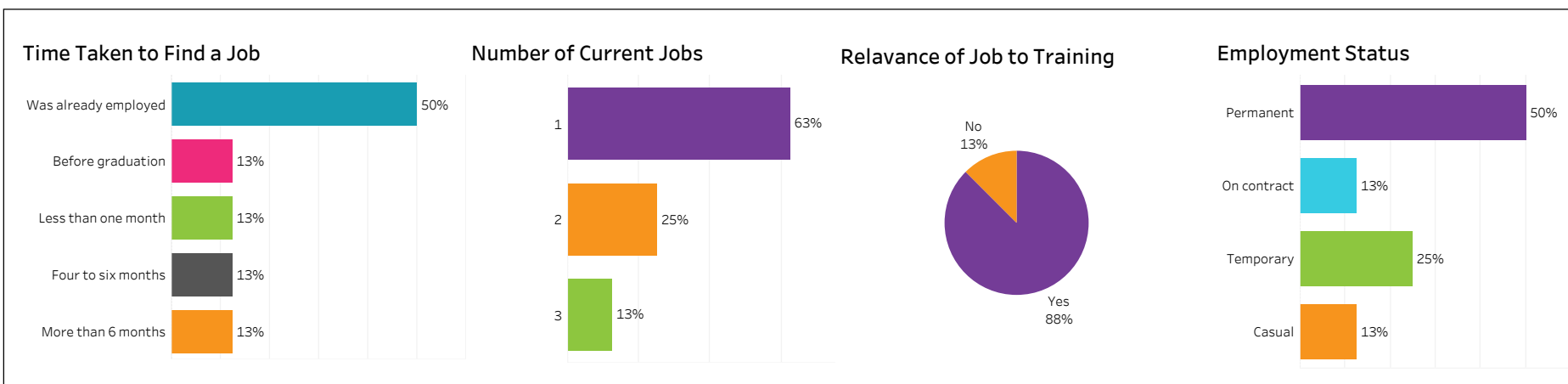


Improved employment opportunities

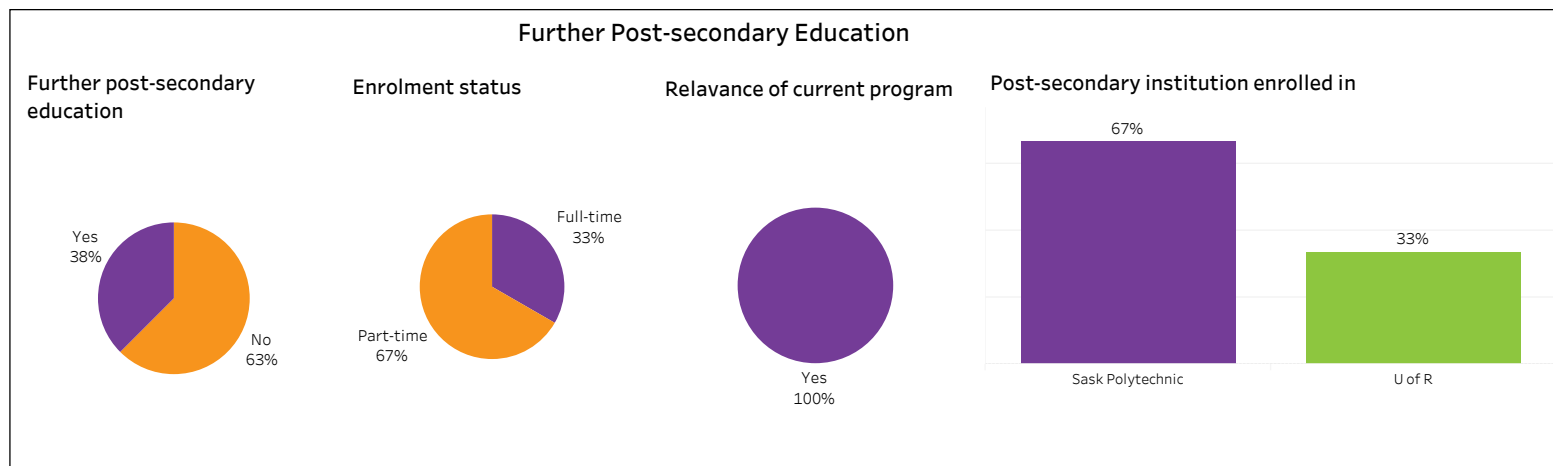


**2016-17 Graduate Follow-up Survey:
Survey Summary (2/2)**
Saskatoon, Human Services & Community Safety, Youth Care
Worker, CERT, Con Ed - Sask Poly Delivered

Number of Respondents: 8



Looking for Employment



Institutional Research and Analysis (IR & A)

School of Information & Communications Technology



**2016-17 Graduate Follow-up Survey:
Survey Summary (1/2)**
All Campuses, Information & Communication Technology, All
Programs,
All Credentials, Base and Con Ed

Gender
☒ Female
☒ Gender Unknown
☒ Male

Citizenship
☒ Canadian
☒ Citizenship Unknown
☒ Permanent Resident
☒ Student Visa

Indigenous
☒ Indigenous
☒ Non-Indigenous

Number of Respondents: **92**

Overall Employment

Available Workforce	# of Grads Employed	Employment Rate	# of Full-time Grads	Full-time Employment Rate
82	64	78%	60	73%

Training Related Employment

Available Workforce	# of Training Related Grads	Employment Rate	# of Full-time Grads	Full-time Employment Rate
82	43	52%	43	52%

Location of Employment

Saskatoon	Regina	Moose Jaw	Prince Albert	Elsewhere in Sask	Outside Sask
29%	48%	2%	2%	17%	3%

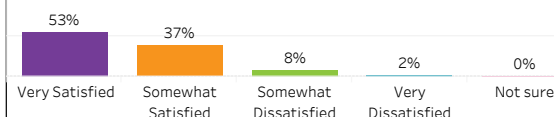
Average Salary

Overall	\$43,042
Full-time Training Related	\$46,542

Salary by Location

	Overall	Full-time Training Related
Saskatoon	41,824	48,612
Regina	37,535	42,769
Moose Jaw		
Prince Albert	37,440	
Elsewhere in SK	51,628	53,289
Alberta	91,000	

Overall Satisfaction with the Program



Satisfaction with Sask Polytech

Satisfied with the decision to attend Saskpolytech	Recommend program to others	Recommend Saskpolytech to others
90%	88%	91%

Satisfaction with Campus Facilities & Services

■ % Satisfied ■ % Dissatisfied ■ % Not sure

Campus facilities



Campus activities



Instruction delivered



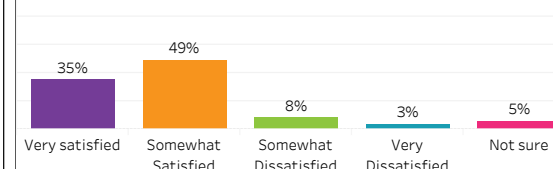
Student support services



Educational experience

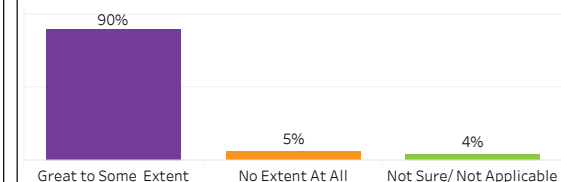


Relevance of Program to the Field of Employment

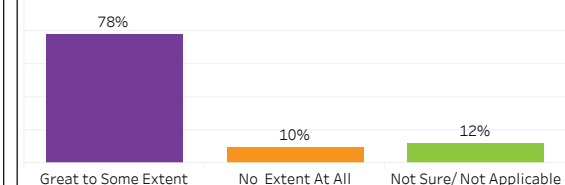


Program Benefits

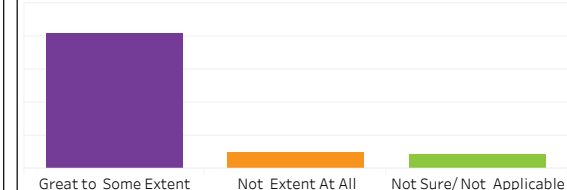
Skills and knowledge relevant in the workplace



Improved earning potential



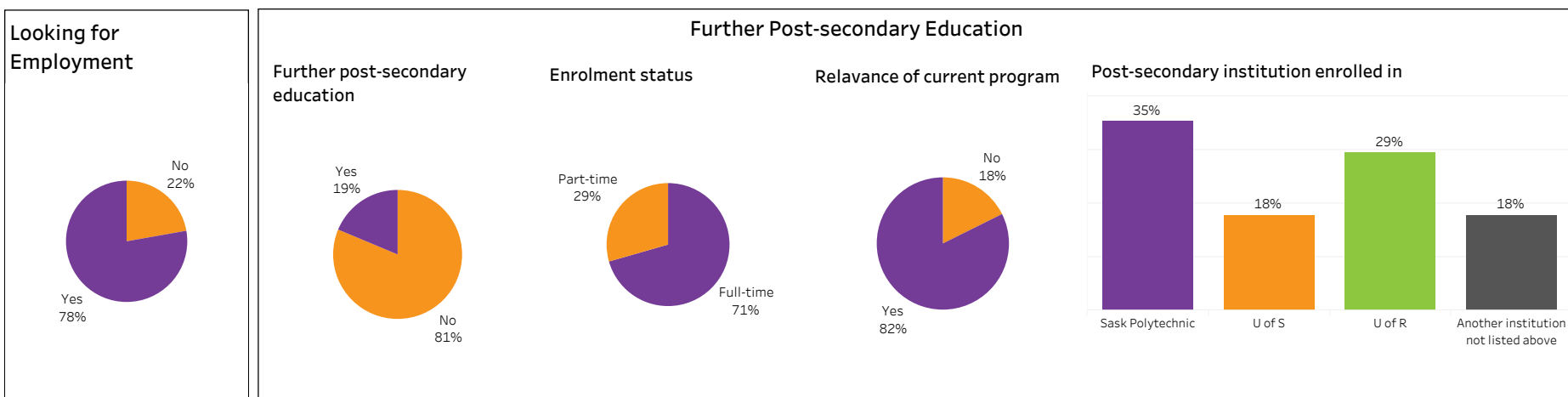
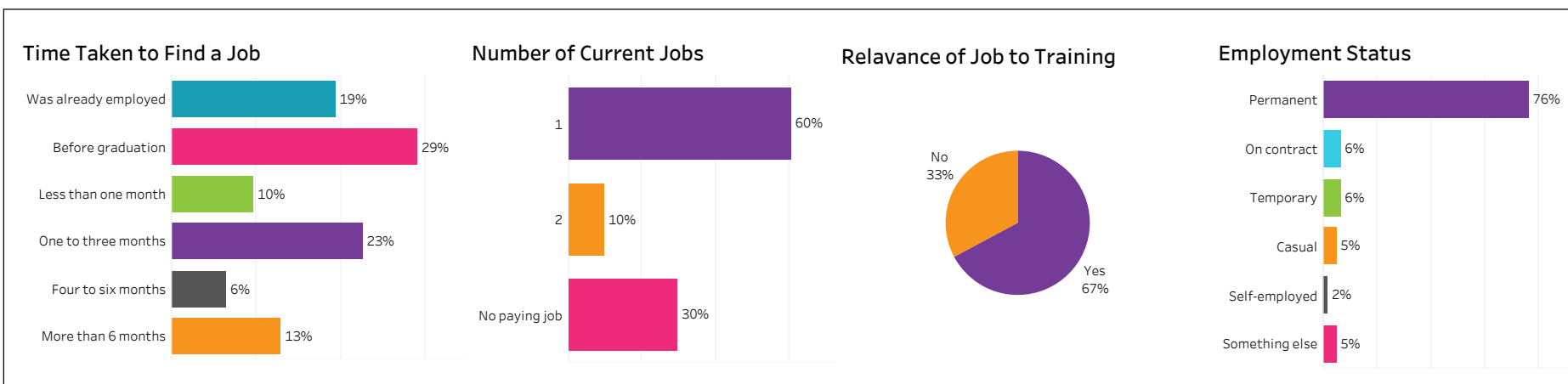
Improved employment opportunities



2016-17 Graduate Follow-up Survey: Survey Summary (2/2)

All Campuses, Information & Communication Technology, All
Programs, All Credentials, Base and Con Ed

Number of Respondents: **92**





2016-17 Graduate Follow-up Survey: Survey Summary (1/2)

Moose Jaw, Information & Communication Technology, Business
Information Systems,
DIPC, Base

Gender
☒ Female
☒ Gender Unknown
☒ Male

Citizenship
☒ Canadian
☒ Citizenship Unknown
☒ Permanent Resident
☒ Student Visa

Indigenous
☒ Indigenous
☒ Non-Indigenous

Number of Respondents: 6

Overall Employment

Available Workforce	# of Grads Employed	Employment Rate	# of Full-time Grads	Full-time Employment Rate
5	4	80%	4	80%

Training Related Employment

Available Workforce	# of Training Related Grads	Employment Rate	# of Full-time Grads	Full-time Employment Rate
5	3	60%	3	60%

Location of Employment

Saskatoon	Regina	Moose Jaw	Prince Albert	Elsewhere in Sask	Outside Sask
0%	100%	0%	0%	0%	0%

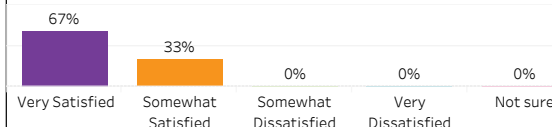
Average Salary

Overall	\$56,696
Full-time Training Related	\$56,696

Salary by Location

	Overall	Full-time Training Related
Regina	56,696	56,696

Overall Satisfaction with the Program



Satisfaction with Sask Polytech

Satisfied with the decision to attend Saskpolytech	Recommend program to others	Recommend Saskpolytech to others
100%	100%	100%

Satisfaction with Campus Facilities & Services

% Satisfied % Dissatisfied % Not sure

Campus facilities



Campus activities



Instruction delivered



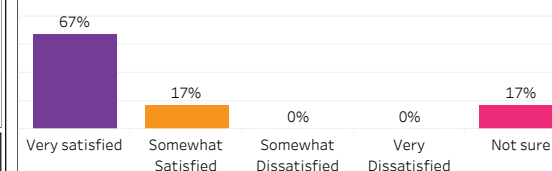
Student support services



Educational experience

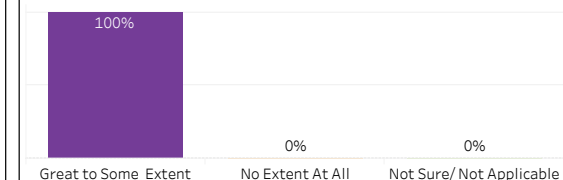


Relevance of Program to the Field of Employment

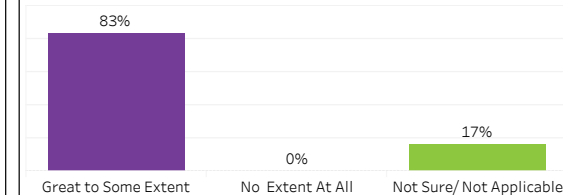


Program Benefits

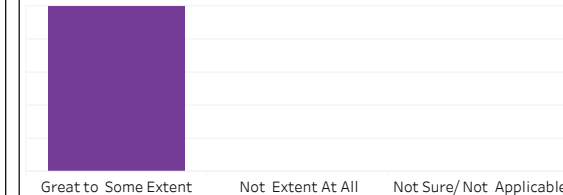
Skills and knowledge relevant in the workplace



Improved earning potential

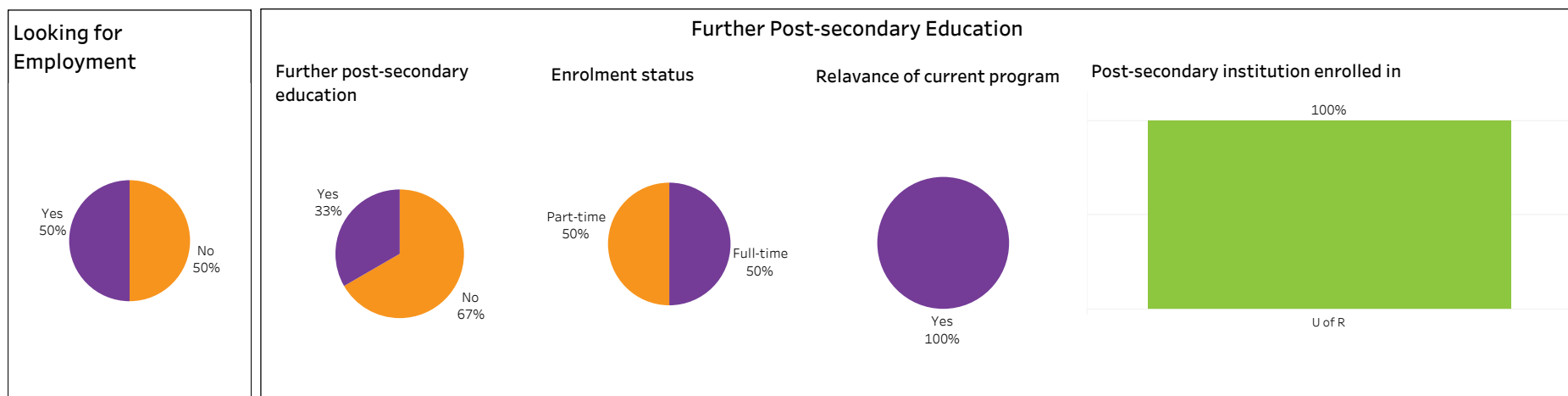
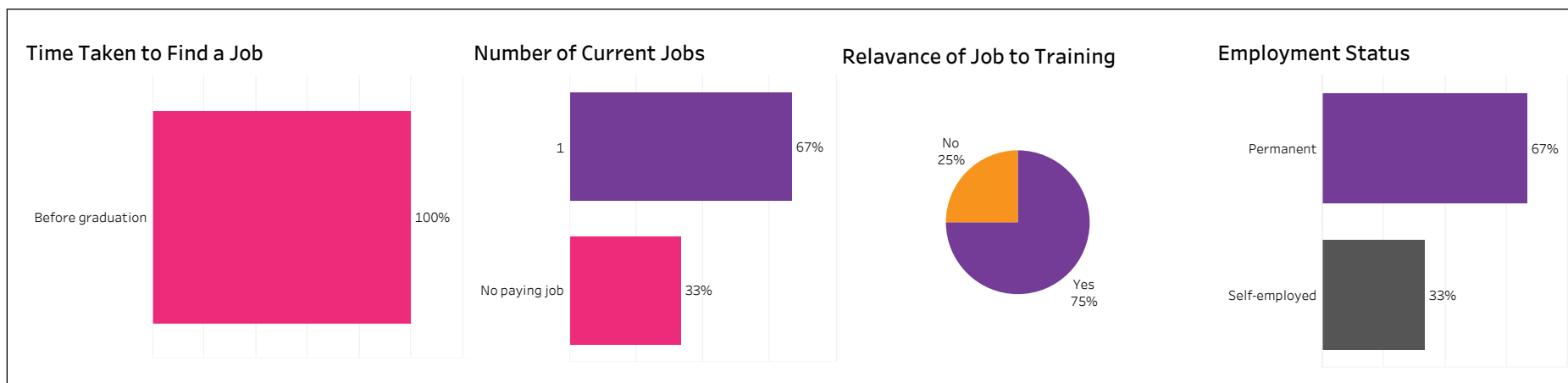


Improved employment opportunities



**2016-17 Graduate Follow-up Survey:
Survey Summary (2/2)**
Moose Jaw, Information & Communication Technology,
Business Information Systems, DIPC, Base

Number of Respondents: 6





**2016-17 Graduate Follow-up Survey:
Survey Summary (1/2)**
**Regina, Information & Communication Technology, Computer
Networking Technician,
CERT, Base**

Gender
☒ Female
☒ Gender Unknown
☒ Male

Citizenship
☒ Canadian
☒ Citizenship Unknown
☒ Permanent Resident
☒ Student Visa

Indigenous
☒ Indigenous
☒ Non-Indigenous

Number of Respondents: **16**

Overall Employment

Available Workforce	# of Grads Employed	Employment Rate	# of Full-time Grads	Full-time Employment Rate
16	12	75%	10	63%

Training Related Employment

Available Workforce	# of Training Related Grads	Employment Rate	# of Full-time Grads	Full-time Employment Rate
16	5	31%	5	31%

Location of Employment

Saskatoon	Regina	Moose Jaw	Prince Albert	Elsewhere in Sask	Outside Sask
17%	67%	0%	0%	17%	0%

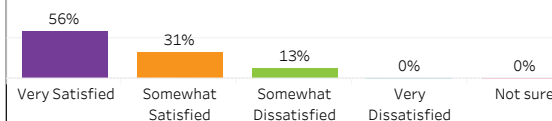
Average Salary

Overall	\$34,587
Full-time Training Related	\$40,593

Salary by Location

	Overall	Full-time Training Related
Saskatoon		
Regina	32,112	37,640
Elsewhere in SK	43,250	46,500

Overall Satisfaction with the Program



Satisfaction with Sask Polytech

Satisfied with the decision to attend Saskpolytech	Recommend program to others	Recommend Saskpolytech to others
81%	81%	94%

Satisfaction with Campus Facilities & Services

■ % Satisfied ■ % Dissatisfied ■ % Not sure

Campus facilities



Campus activities



Instruction delivered



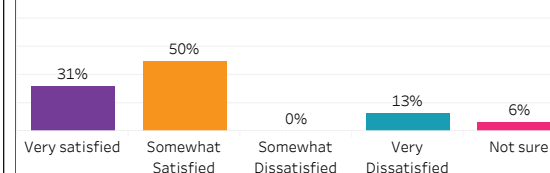
Student support services



Educational experience

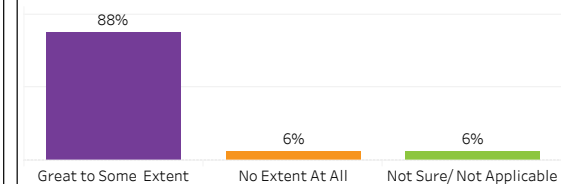


Relevance of Program to the Field of Employment

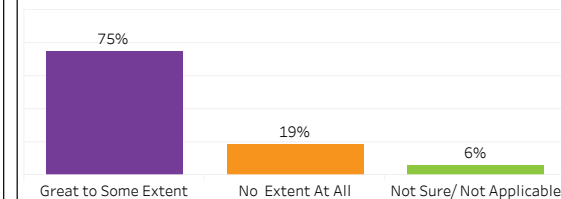


Program Benefits

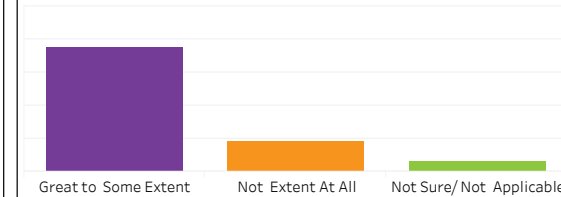
Skills and knowledge relevant in the workplace



Improved earning potential



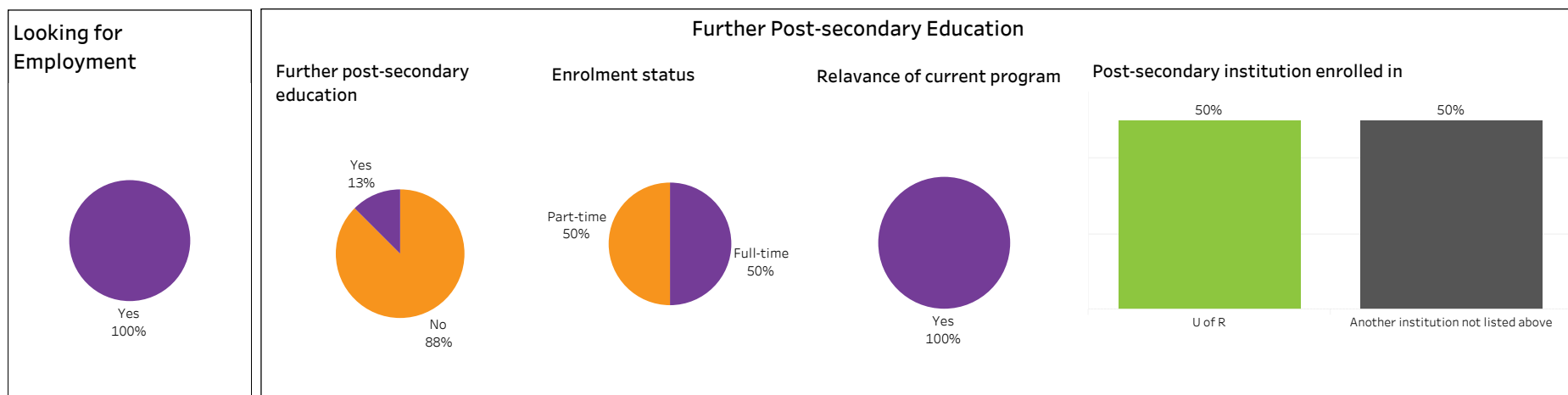
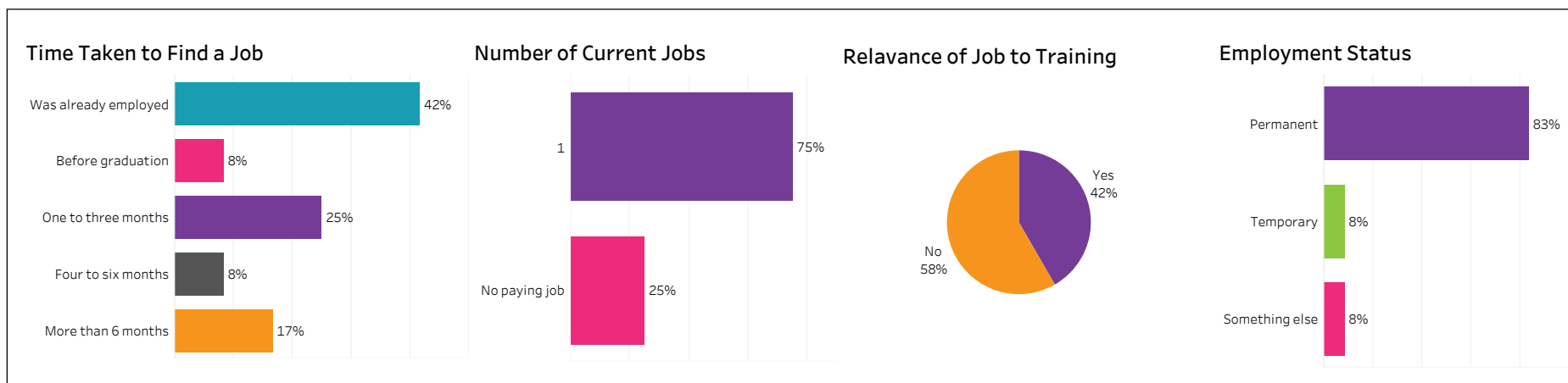
Improved employment opportunities



2016-17 Graduate Follow-up Survey: Survey Summary (2/2)

Regina, Information & Communication Technology, Computer Networking Technician, CERT, Base

Number of Respondents: 16





**2016-17 Graduate Follow-up Survey:
Survey Summary (1/2)**
Saskatoon, Information & Communication Technology, Computer
Systems Technology,
DIP, Base

Gender
☒ Female
☒ Gender Unknown
☒ Male

Citizenship
☒ Canadian
☒ Citizenship Unknown
☒ Permanent Resident
☒ Student Visa

Indigenous
☒ Indigenous
☒ Non-Indigenous

Number of Respondents: 20

Overall Employment

Available Workforce	# of Grads Employed	Employment Rate	# of Full-time Grads	Full-time Employment Rate
20	18	90%	18	90%

Training Related Employment

Available Workforce	# of Training Related Grads	Employment Rate	# of Full-time Grads	Full-time Employment Rate
20	16	80%	16	80%

Location of Employment

Saskatoon	Regina	Moose Jaw	Prince Albert	Elsewhere in Sask	Outside Sask
61%	11%	0%	0%	28%	0%

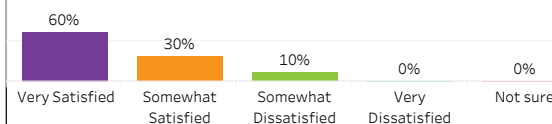
Average Salary

Overall	\$48,974
Full-time Training Related	\$48,974

Salary by Location

	Overall	Full-time Training Related
Saskatoon	49,940	49,940
Regina	39,043	39,043
Elsewhere in SK	53,020	53,020

Overall Satisfaction with the Program



Satisfaction with Sask Polytech

Satisfied with the decision to attend Saskpolytech	Recommend program to others	Recommend Saskpolytech to others
90%	95%	95%

Satisfaction with Campus Facilities & Services

% Satisfied % Dissatisfied % Not sure

Campus facilities



Campus activities



Instruction delivered



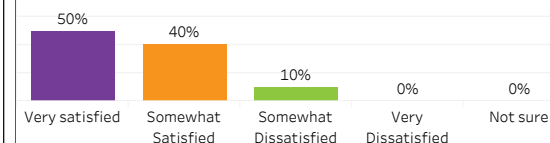
Student support services



Educational experience

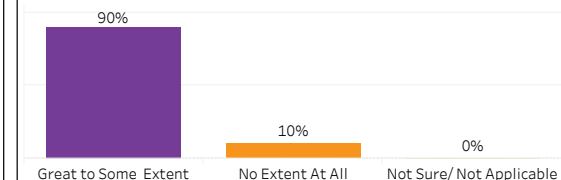


Relevance of Program to the Field of Employment

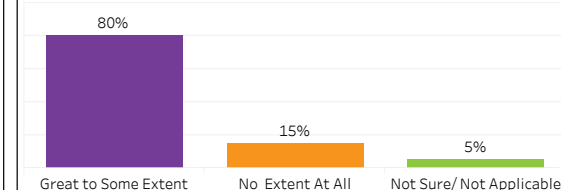


Program Benefits

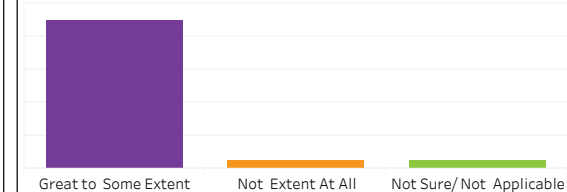
Skills and knowledge relevant in the workplace



Improved earning potential



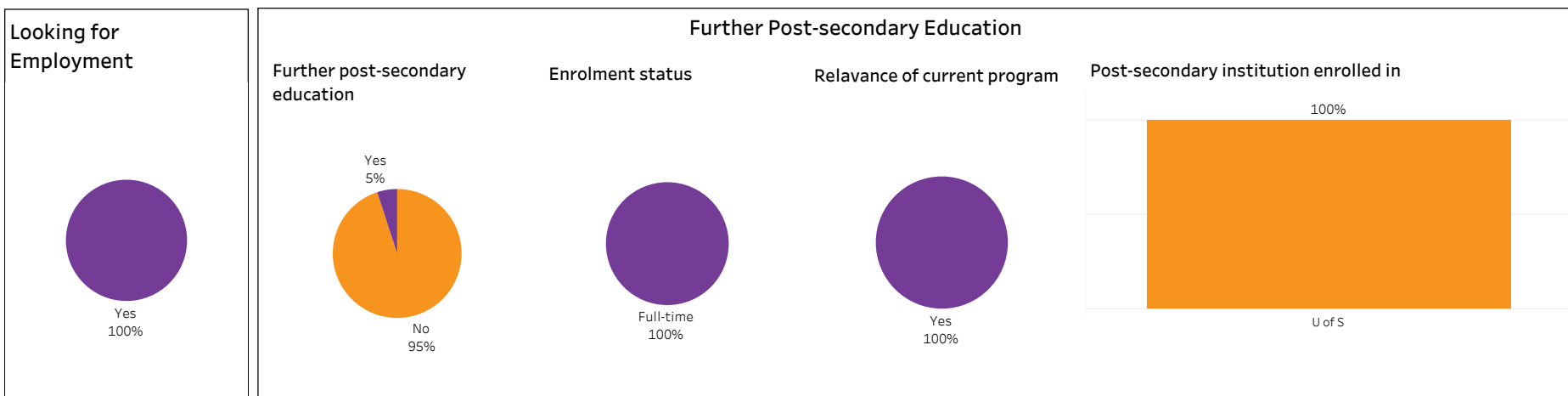
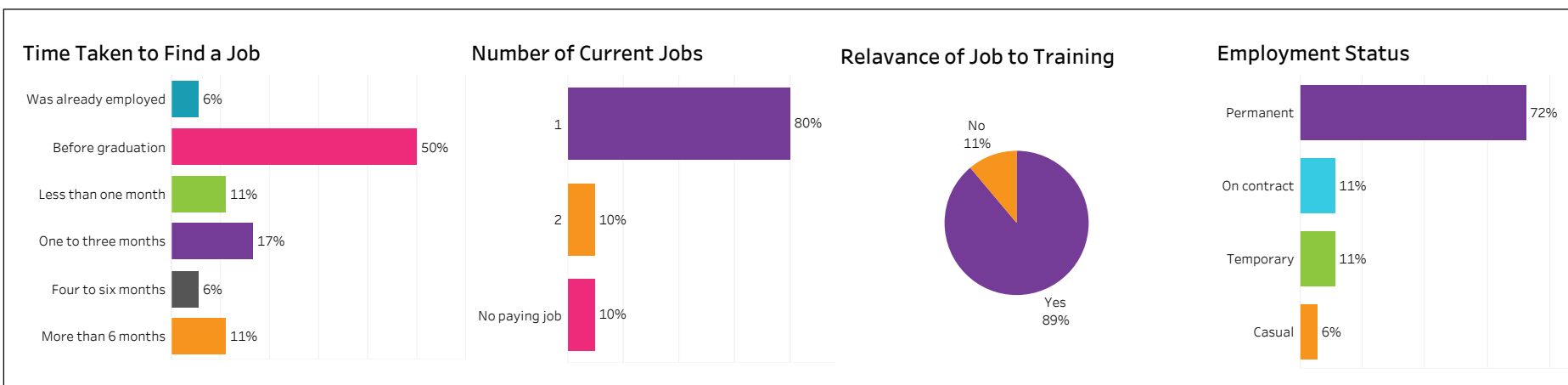
Improved employment opportunities





2016-17 Graduate Follow-up Survey: Survey Summary (2/2) Saskatoon, Information & Communication Technology, Computer Systems Technology, DIP, Base

Number of Respondents: 20



Institutional Research and Analysis (IR & A)



2016-17 Graduate Follow-up Survey:
Survey Summary (1/2)
Prince Albert, Information & Communication Technology, Dynamic
Web Development,
ACERT, Base

Gender
☒ Female
☒ Gender Unknown
☒ Male

Citizenship
☒ Canadian
☒ Citizenship Unknown
☒ Permanent Resident
☒ Student Visa

Indigenous
☒ Indigenous
☒ Non-Indigenous

Number of Respondents: **1**

Overall Employment

Available Workforce	# of Grads Employed	Employment Rate	# of Full-time Grads	Full-time Employment Rate
1	0	0%		

Training Related Employment

Available Workforce	# of Training Related Grads	Employment Rate	# of Full-time Grads	Full-time Employment Rate
1				

Location of Employment

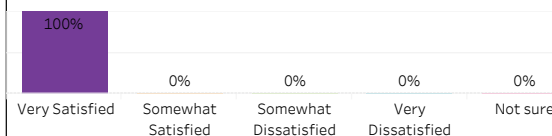
Saskatoon	Regina	Moose Jaw	Prince Albert	Elsewhere in Sask	Outside Sask

Average Salary

Overall	Full-time Training Related

Salary by Location

Overall Satisfaction with the Program



Satisfaction with Sask Polytech

Satisfied with the decision to attend Saskpolytech	Recommend program to others	Recommend Saskpolytech to others
100%	100%	100%

Satisfaction with Campus Facilities & Services

■ % Satisfied ■ % Dissatisfied ■ % Not sure

Campus facilities



Campus activities



Instruction delivered



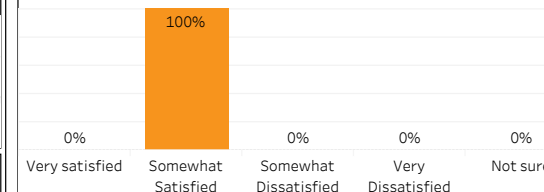
Student support services



Educational experience

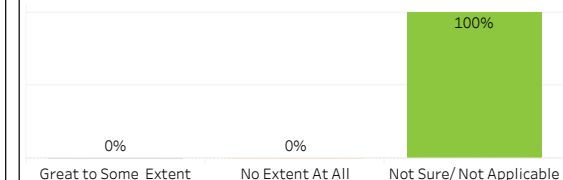


Relevance of Program to the Field of Employment

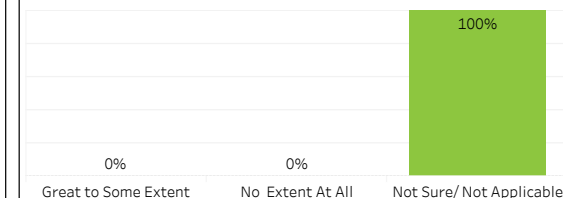


Program Benefits

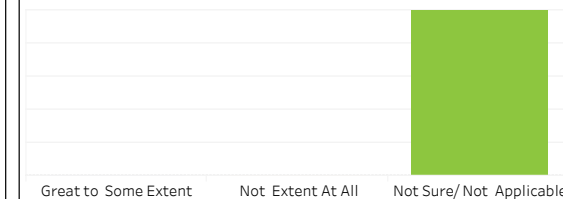
Skills and knowledge relevant in the workplace



Improved earning potential




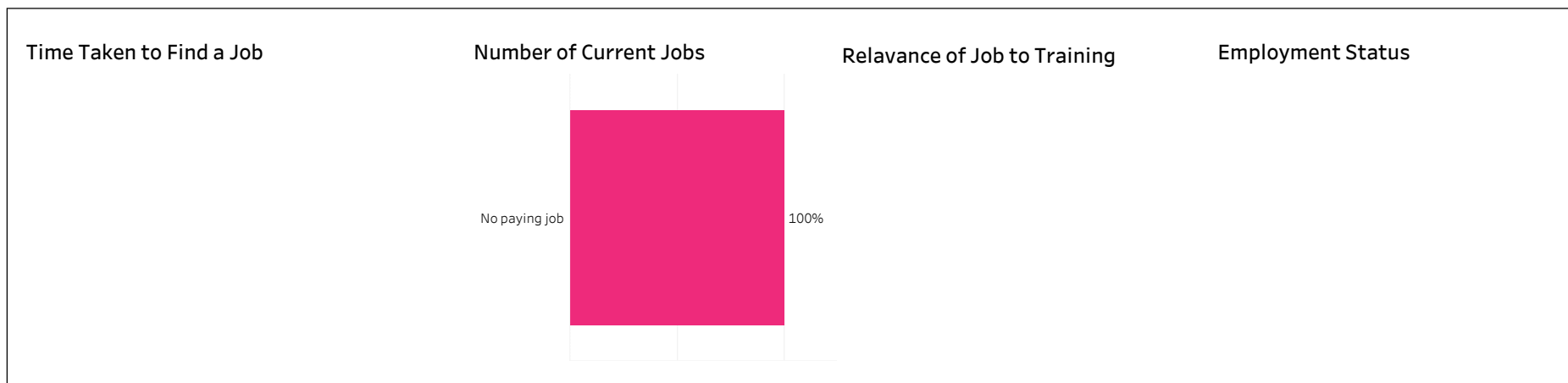
Improved employment opportunities





2016-17 Graduate Follow-up Survey:
Survey Summary (2/2)
Prince Albert, Information & Communication Technology,
Dynamic Web Development, ACERT, Base

Number of Respondents: 1



Institutional Research and Analysis (IR & A)



2016-17 Graduate Follow-up Survey:

Survey Summary (1/2)

Regina, Information & Communication Technology, Graphic Communications,
DIP, Base

Gender
☒ Female
☒ Gender Unknown
☒ Male

Citizenship
☒ Canadian
☒ Citizenship Unknown
☒ Permanent Resident
☒ Student Visa

Indigenous
☒ Indigenous
☒ Non-Indigenous

Number of Respondents: **12**

Overall Employment

Available Workforce	# of Grads Employed	Employment Rate	# of Full-time Grads	Full-time Employment Rate
11	9	82%	8	73%

Training Related Employment

Available Workforce	# of Training Related Grads	Employment Rate	# of Full-time Grads	Full-time Employment Rate
11	7	64%	7	64%

Location of Employment

Saskatoon	Regina	Moose Jaw	Prince Albert	Elsewhere in Sask	Outside Sask
0%	89%	0%	0%	11%	0%

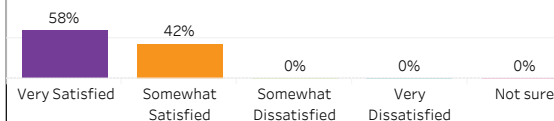
Average Salary

Overall	\$28,444
Full-time Training Related	\$32,604

Salary by Location

	Overall	Full-time Training Related
Regina	28,444	32,604
Elsewhere in SK		

Overall Satisfaction with the Program



Satisfaction with Sask Polytech

Satisfied with the decision to attend Saskpolytech	Recommend program to others	Recommend Saskpolytech to others
91%	100%	91%

Satisfaction with Campus Facilities & Services

% Satisfied % Dissatisfied % Not sure

Campus facilities



Campus activities



Instruction delivered



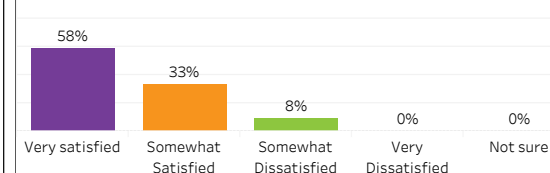
Student support services



Educational experience

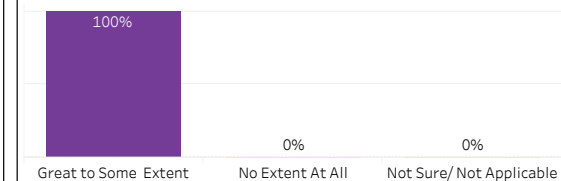


Relevance of Program to the Field of Employment

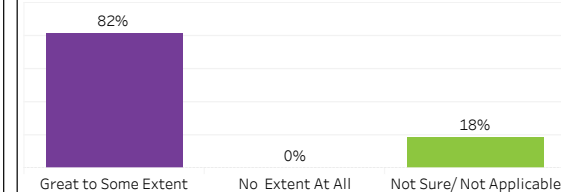


Program Benefits

Skills and knowledge relevant in the workplace



Improved earning potential



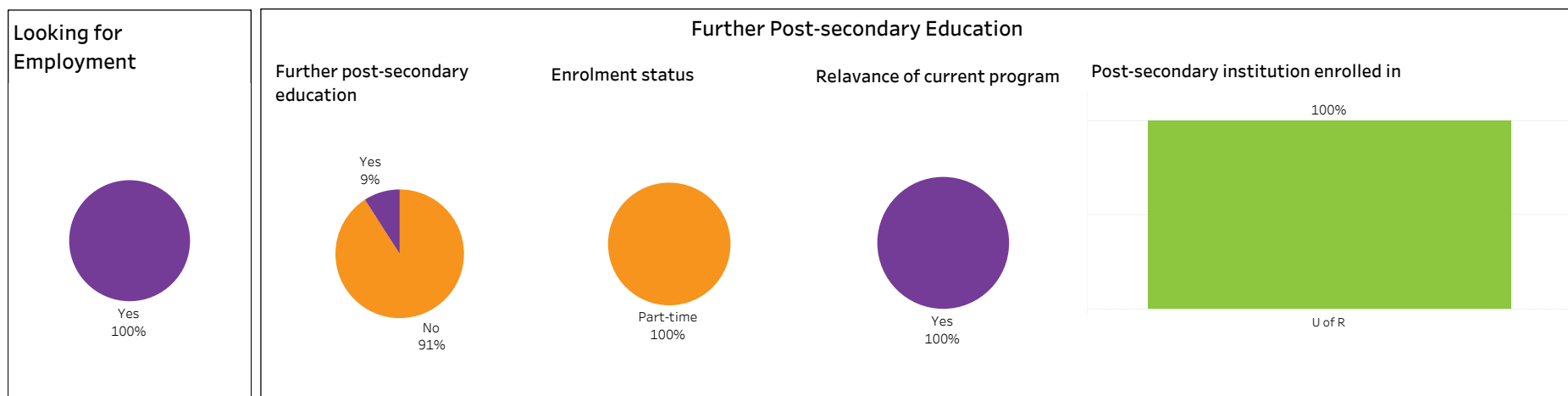
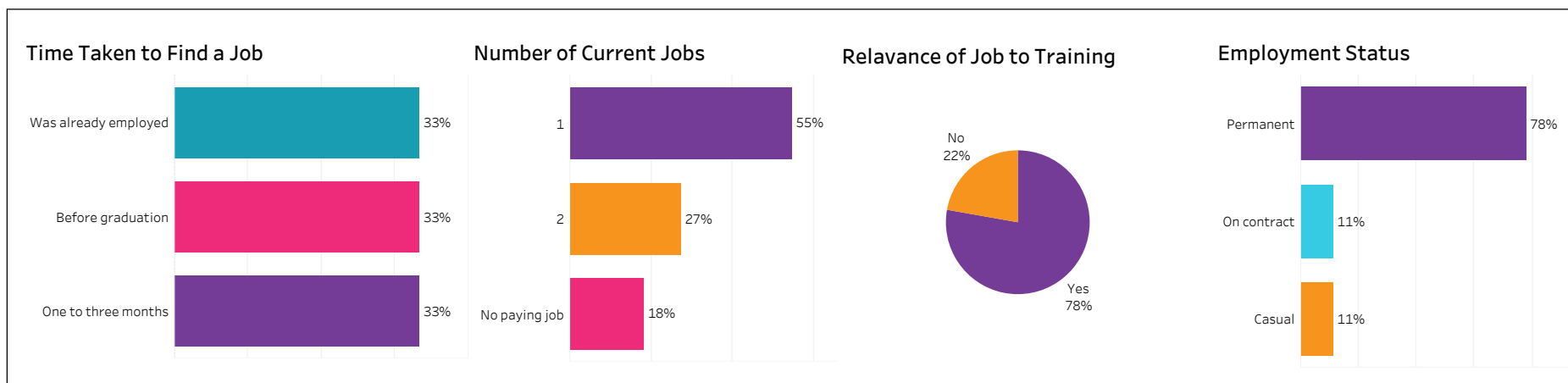
Improved employment opportunities



2016-17 Graduate Follow-up Survey: Survey Summary (2/2)

Regina, Information & Communication Technology, Graphic Communications, DIP, Base

Number of Respondents: 12



Institutional Research and Analysis (IR & A)



**2016-17 Graduate Follow-up Survey:
Survey Summary (1/2)**
**Prince Albert, Information & Communication Technology,
Interactive Media Production,
ACERT, Base**

Gender
☒ Female
☒ Gender Unknown
☒ Male

Citizenship
☒ Canadian
☒ Citizenship Unknown
☒ Permanent Resident
☒ Student Visa

Indigenous
☒ Indigenous
☒ Non-Indigenous

Number of Respondents: **1**

Overall Employment

Available Workforce	# of Grads Employed	Employment Rate	# of Full-time Grads	Full-time Employment Rate
1	0	0%		

Training Related Employment

Available Workforce	# of Training Related Grads	Employment Rate	# of Full-time Grads	Full-time Employment Rate
1				

Location of Employment

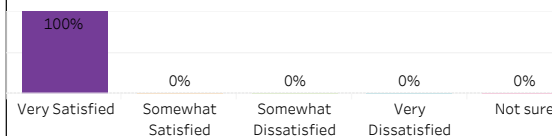
Saskatoon	Regina	Moose Jaw	Prince Albert	Elsewhere in Sask	Outside Sask

Average Salary

Overall	Full-time Training Related

Salary by Location

Overall Satisfaction with the Program



Satisfaction with Sask Polytech

Satisfied with the decision to attend Saskpolytech	Recommend program to others	Recommend Saskpolytech to others
100%	100%	100%

Satisfaction with Campus Facilities & Services

■ % Satisfied ■ % Dissatisfied ■ % Not sure

Campus facilities



Campus activities



Instruction delivered



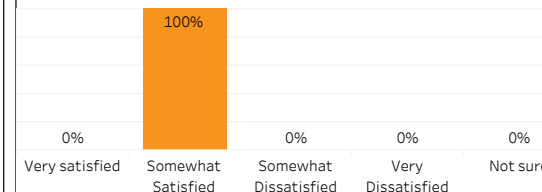
Student support services



Educational experience

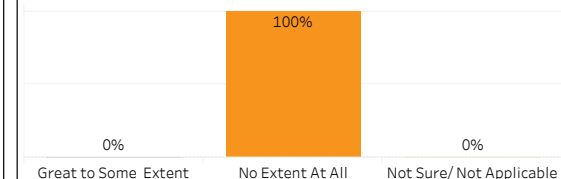


Relevance of Program to the Field of Employment

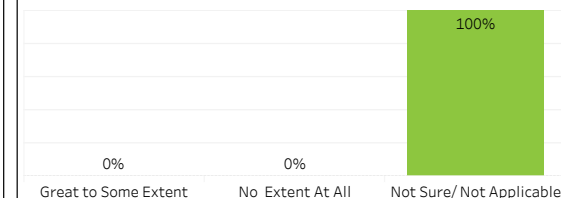


Program Benefits

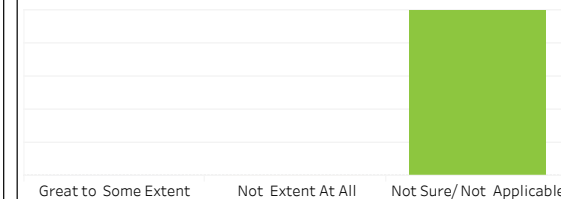
Skills and knowledge relevant in the workplace



Improved earning potential




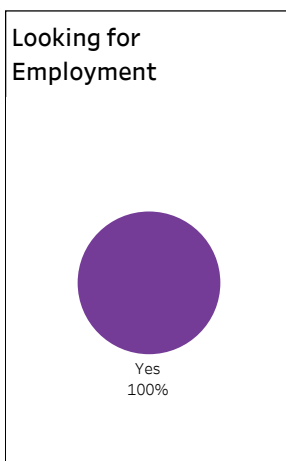
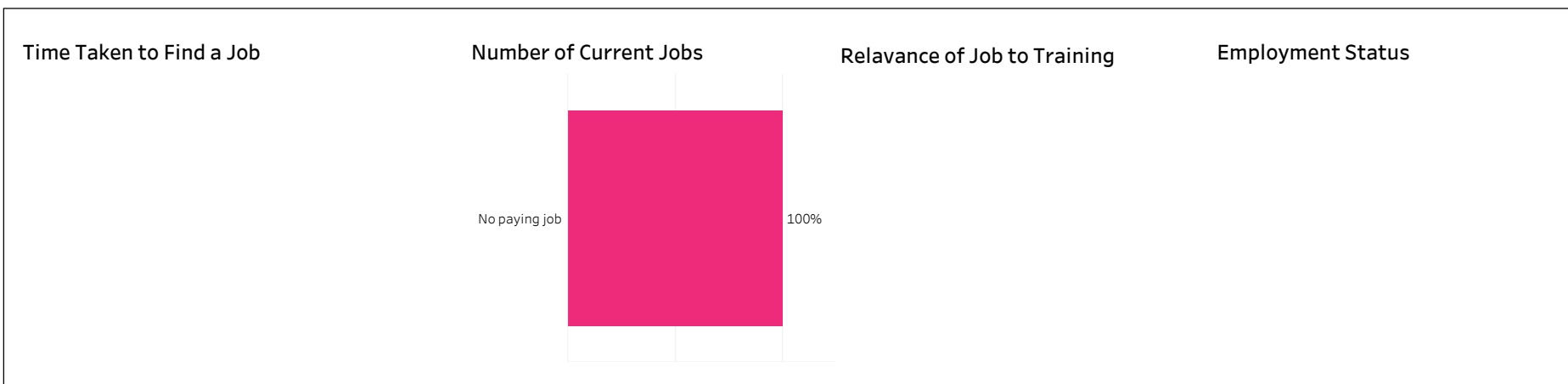
Improved employment opportunities





2016-17 Graduate Follow-up Survey:
Survey Summary (2/2)
Prince Albert, Information & Communication Technology,
Interactive Media Production, ACERT, Base

Number of Respondents: 1





2016-17 Graduate Follow-up Survey: Survey Summary (1/2)

Saskatoon, Information & Communication Technology, Library and
Information Technology,
DIP, Base

Gender
☒ Female
☒ Gender Unknown
☒ Male

Citizenship
☒ Canadian
☒ Citizenship Unknown
☒ Permanent Resident
☒ Student Visa

Indigenous
☒ Indigenous
☒ Non-Indigenous

Number of Respondents: **1**

Overall Employment

Available Workforce	# of Grads Employed	Employment Rate	# of Full-time Grads	Full-time Employment Rate
1	1	100%	0	0%

Training Related Employment

Available Workforce	# of Training Related Grads	Employment Rate	# of Full-time Grads	Full-time Employment Rate
1	0	0%		

Location of Employment

Saskatoon	Regina	Moose Jaw	Prince Albert	Elsewhere in Sask	Outside Sask
100%	0%	0%	0%	0%	0%

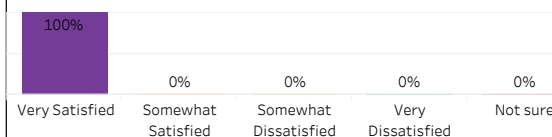
Average Salary

	Overall	Full-time Training Related
	\$12,480	

Salary by Location

	Overall	Full-time Training Related
Saskatoon	12,480	

Overall Satisfaction with the Program



Satisfaction with Sask Polytech

Satisfied with the decision to attend Saskpolytech	Recommend program to others	Recommend Saskpolytech to others
100%	100%	100%

Satisfaction with Campus Facilities & Services

% Satisfied % Dissatisfied % Not sure

Campus facilities



Campus activities



Instruction delivered



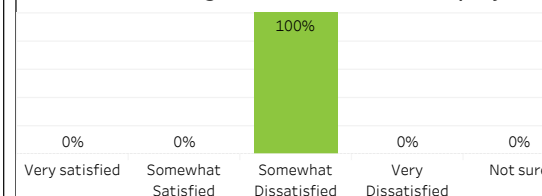
Student support services



Educational experience

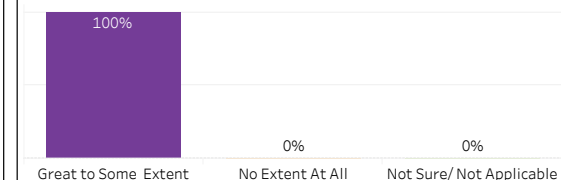


Relevance of Program to the Field of Employment

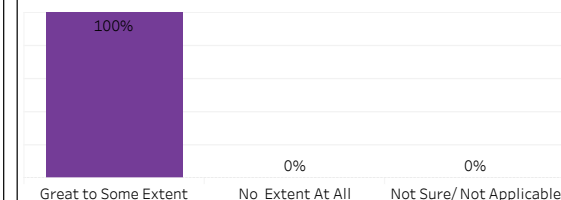


Program Benefits

Skills and knowledge relevant in the workplace



Improved earning potential




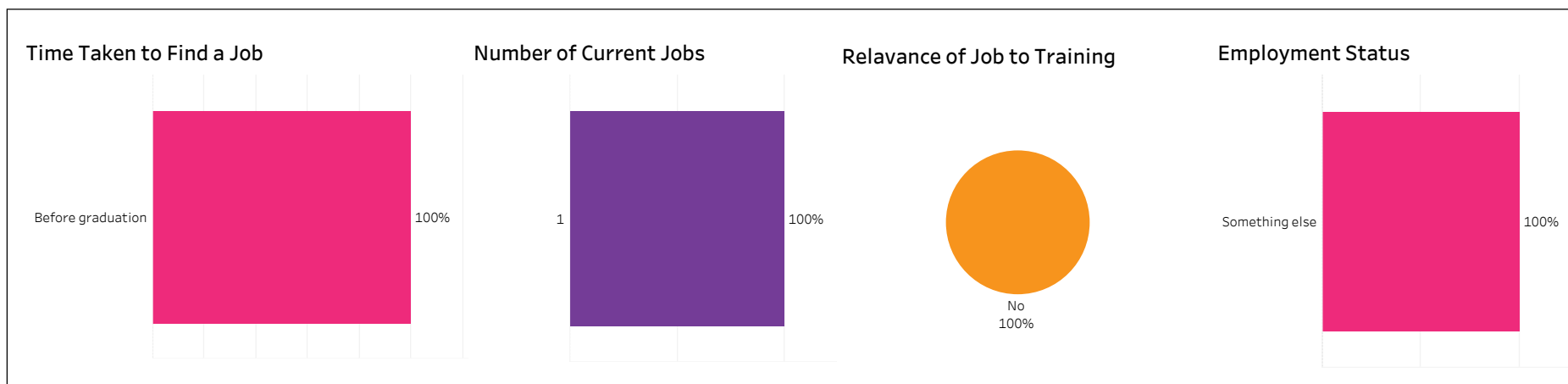
Improved employment opportunities





2016-17 Graduate Follow-up Survey:
Survey Summary (2/2)
Saskatoon, Information & Communication Technology, Library
and Information Technology, DIP, Base

Number of Respondents: 1



Institutional Research and Analysis (IR & A)



**2016-17 Graduate Follow-up Survey:
Survey Summary (1/2)**
**Prince Albert, Information & Communication Technology, Media
Arts Production,
CERT, Base**

Gender
☒ Female
☒ Gender Unknown
☒ Male

Citizenship
☒ Canadian
☒ Citizenship Unknown
☒ Permanent Resident
☒ Student Visa

Indigenous
☒ Indigenous
☒ Non-Indigenous

Number of Respondents: **6**

Overall Employment

Available Workforce	# of Grads Employed	Employment Rate	# of Full-time Grads	Full-time Employment Rate
4	3	75%	3	75%

Training Related Employment

Available Workforce	# of Training Related Grads	Employment Rate	# of Full-time Grads	Full-time Employment Rate
4	2	50%	2	50%

Location of Employment

Saskatoon	Regina	Moose Jaw	Prince Albert	Elsewhere in Sask	Outside Sask
33%	0%	0%	0%	67%	0%

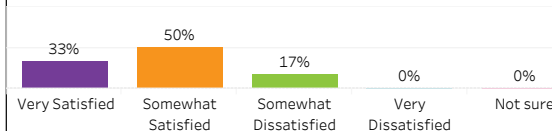
Average Salary

Overall	\$48,807
Full-time Training Related	\$63,710

Salary by Location

	Overall	Full-time Training Related
Saskatoon	19,000	
Elsewhere in SK	63,710	63,710

Overall Satisfaction with the Program



Satisfaction with Sask Polytech

Satisfied with the decision to attend Saskpolytech	Recommend program to others	Recommend Saskpolytech to others
100%	100%	100%

Satisfaction with Campus Facilities & Services

■ % Satisfied ■ % Dissatisfied ■ % Not sure

Campus facilities



Campus activities



Instruction delivered



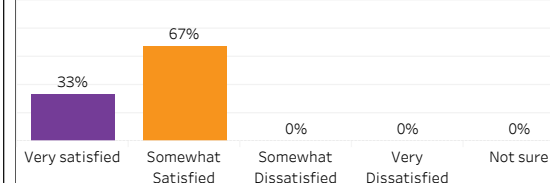
Student support services



Educational experience

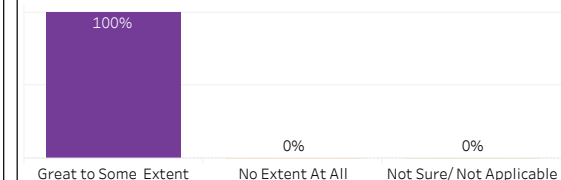


Relevance of Program to the Field of Employment

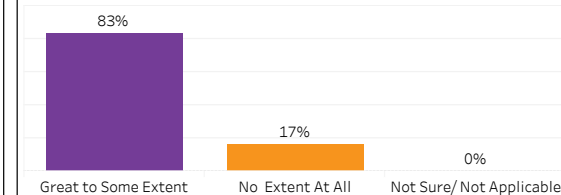


Program Benefits

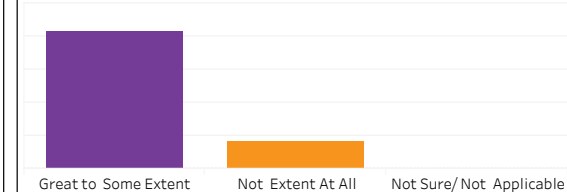
Skills and knowledge relevant in the workplace



Improved earning potential

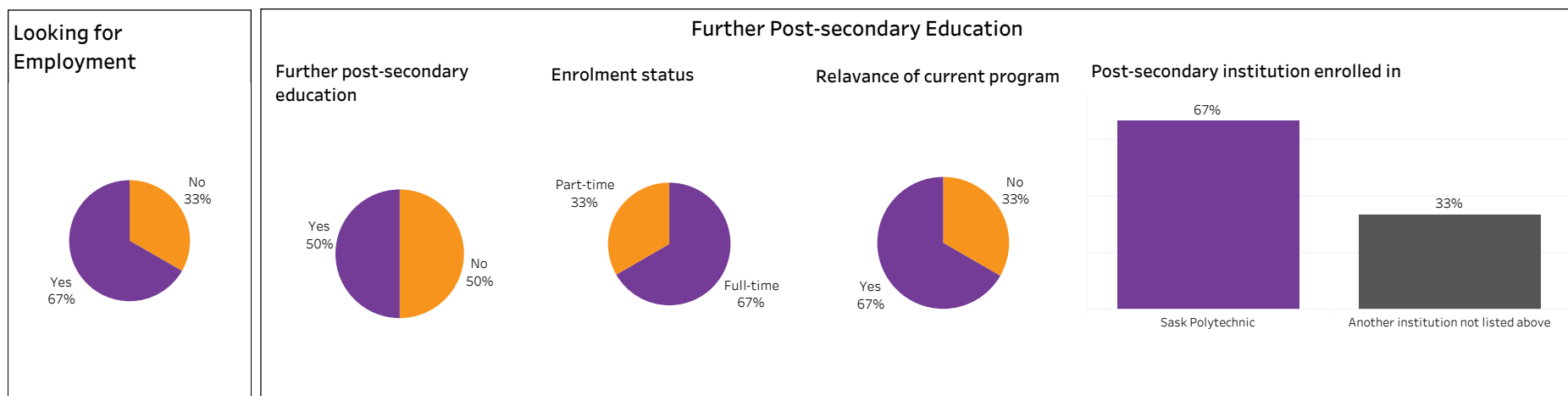
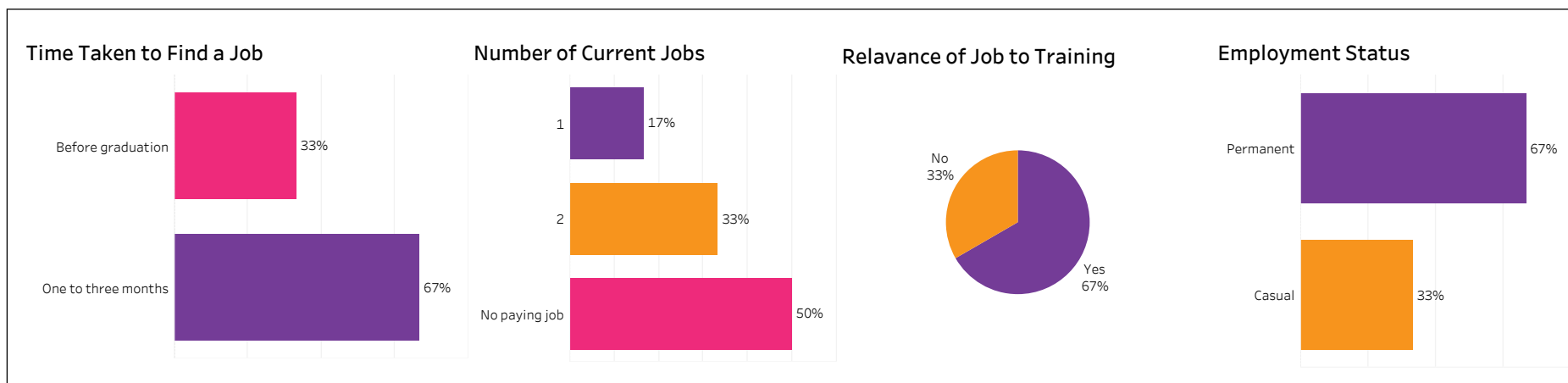


Improved employment opportunities



**2016-17 Graduate Follow-up Survey:
Survey Summary (2/2)**
Prince Albert, Information & Communication Technology, Media
Arts Production, CERT, Base

Number of Respondents: 6





**2016-17 Graduate Follow-up Survey:
Survey Summary (1/2)**
**Prince Albert, Information & Communication Technology, New
Media Communications,
CERT, Base**

Gender
☒ Female
☒ Gender Unknown
☒ Male

Citizenship
☒ Canadian
☒ Citizenship Unknown
☒ Permanent Resident
☒ Student Visa

Indigenous
☒ Indigenous
☒ Non-Indigenous

Number of Respondents: **4**

Overall Employment

Available Workforce	# of Grads Employed	Employment Rate	# of Full-time Grads	Full-time Employment Rate
3	2	67%	2	67%

Training Related Employment

Available Workforce	# of Training Related Grads	Employment Rate	# of Full-time Grads	Full-time Employment Rate
3	0	0%		

Location of Employment

Saskatoon	Regina	Moose Jaw	Prince Albert	Elsewhere in Sask	Outside Sask
50%	0%	0%	50%	0%	0%

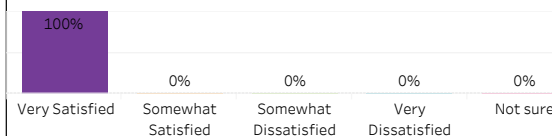
Average Salary

	Overall	Full-time Training Related
	\$31,777	

Salary by Location

	Overall	Full-time Training Related
Saskatoon	26,114	
Prince Albert	37,440	

Overall Satisfaction with the Program



Satisfaction with Sask Polytech

Satisfied with the decision to attend Saskpolytech	Recommend program to others	Recommend Saskpolytech to others
100%	100%	100%

Satisfaction with Campus Facilities & Services

% Satisfied % Dissatisfied % Not sure

Campus facilities



Campus activities



Instruction delivered



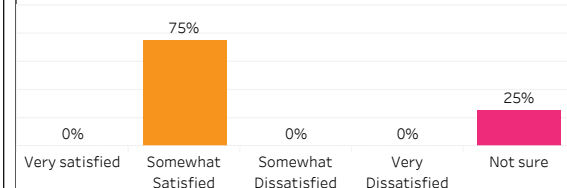
Student support services



Educational experience

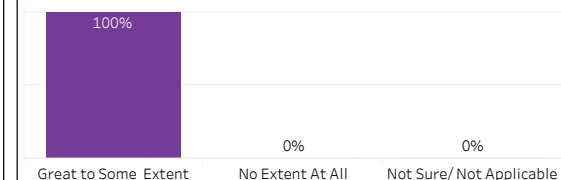


Relevance of Program to the Field of Employment

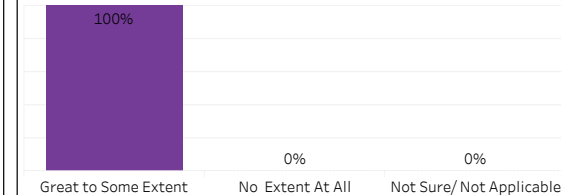


Program Benefits

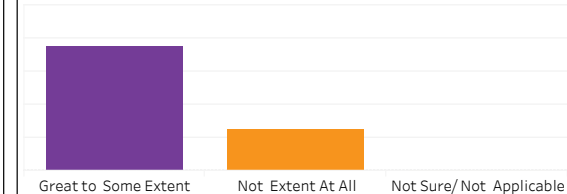
Skills and knowledge relevant in the workplace



Improved earning potential

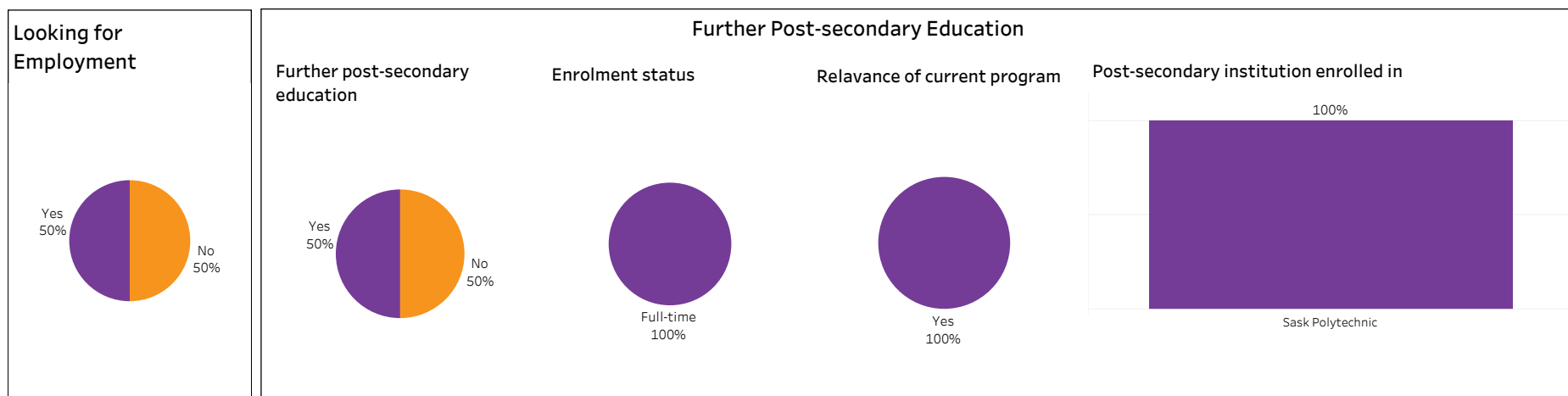
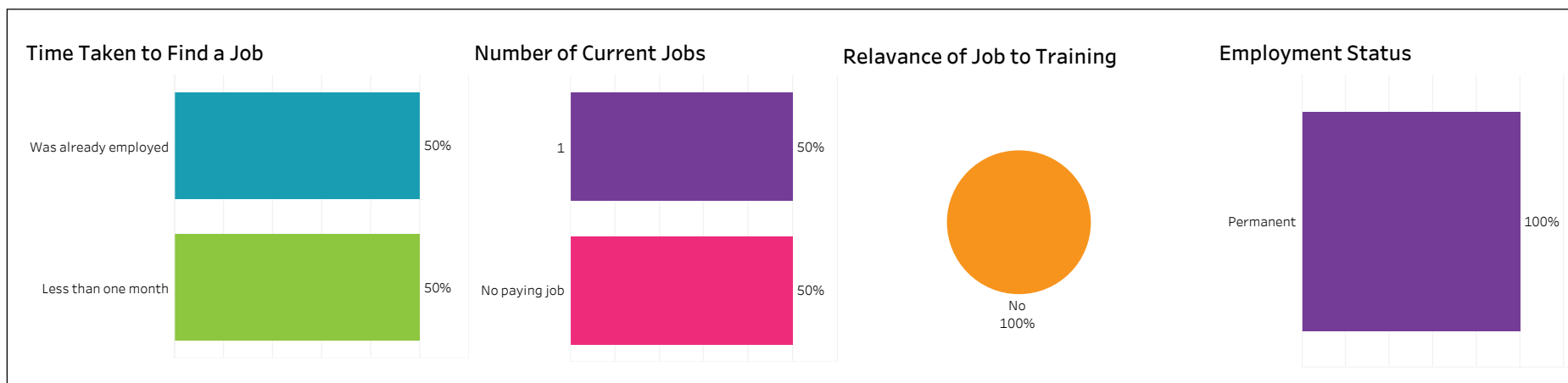


Improved employment opportunities



**2016-17 Graduate Follow-up Survey:
Survey Summary (2/2)**
Prince Albert, Information & Communication Technology, New
Media Communications, CERT, Base

Number of Respondents: 4



Institutional Research and Analysis (IR & A)



2016-17 Graduate Follow-up Survey: Survey Summary (1/2)

Regina, Information & Communication Technology, New Media
Communications,
CERT, Base

Gender
☒ Female
☒ Gender Unknown
☒ Male

Citizenship
☒ Canadian
☒ Citizenship Unknown
☒ Permanent Resident
☒ Student Visa

Indigenous
☒ Indigenous
☒ Non-Indigenous

Number of Respondents: 15

Overall Employment

Available Workforce	# of Grads Employed	Employment Rate	# of Full-time Grads	Full-time Employment Rate
10	7	70%	7	70%

Training Related Employment

Available Workforce	# of Training Related Grads	Employment Rate	# of Full-time Grads	Full-time Employment Rate
10	4	40%	4	40%

Location of Employment

Saskatoon	Regina	Moose Jaw	Prince Albert	Elsewhere in Sask	Outside Sask
14%	71%	14%	0%	0%	0%

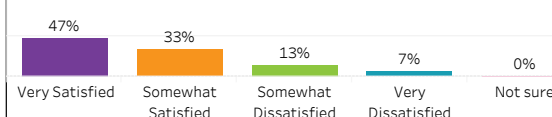
Average Salary

Overall	\$37,369
Full-time Training Related	\$43,000

Salary by Location

	Overall	Full-time Training Related
Saskatoon	41,600	41,600
Regina	35,958	43,700
Moose Jaw		

Overall Satisfaction with the Program



Satisfaction with Sask Polytech

Satisfied with the decision to attend Saskpolytech	Recommend program to others	Recommend Saskpolytech to others
87%	73%	80%

Satisfaction with Campus Facilities & Services

% Satisfied % Dissatisfied % Not sure

Campus facilities



Campus activities



Instruction delivered



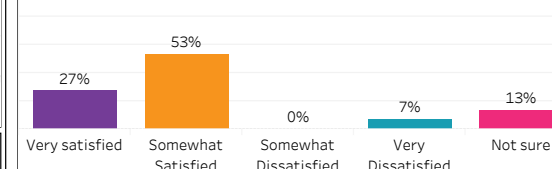
Student support services



Educational experience

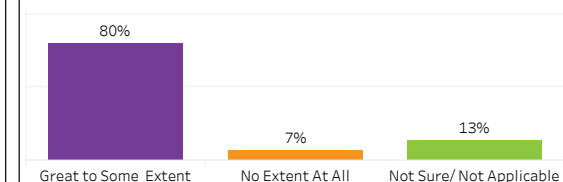


Relevance of Program to the Field of Employment

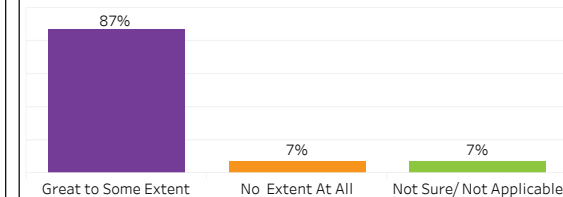


Program Benefits

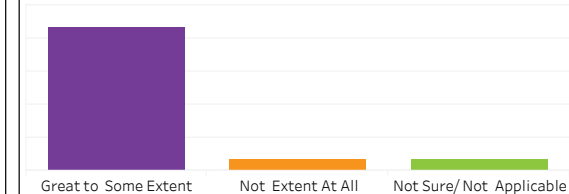
Skills and knowledge relevant in the workplace



Improved earning potential

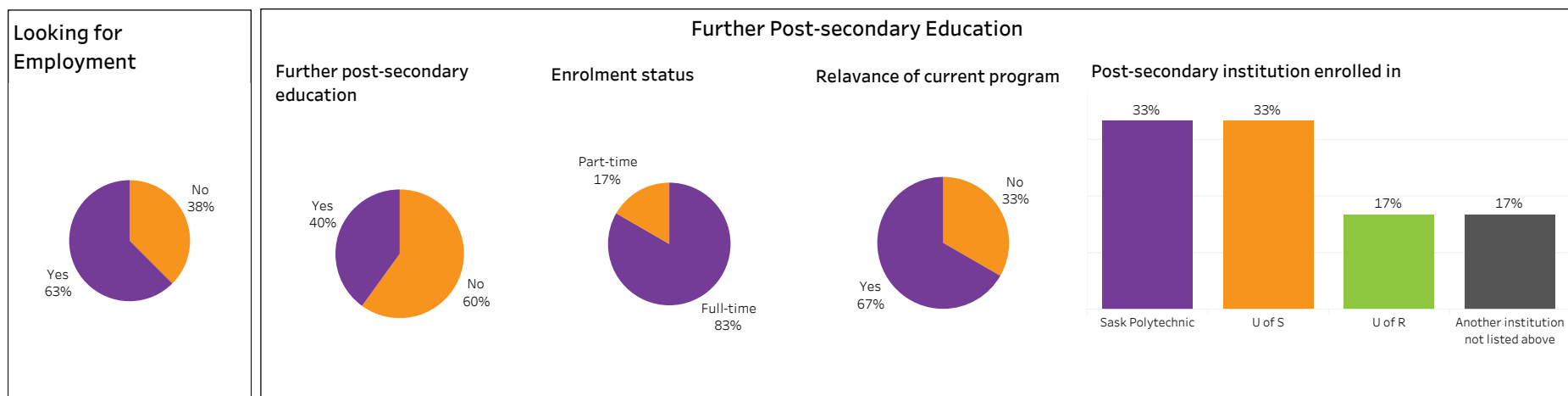
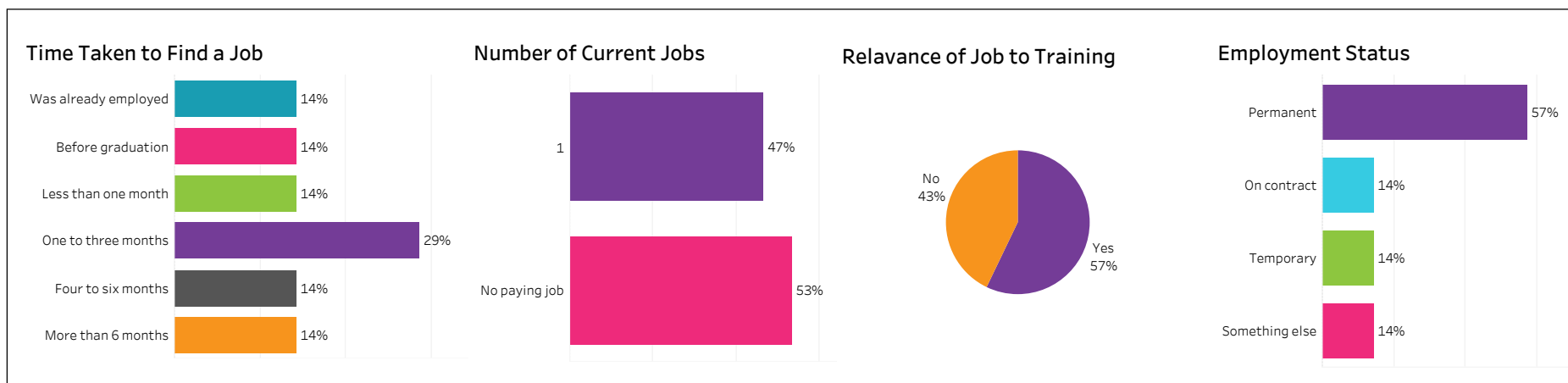


Improved employment opportunities



**2016-17 Graduate Follow-up Survey:
Survey Summary (2/2)**
Regina, Information & Communication Technology, New Media
Communications, CERT, Base

Number of Respondents: **15**





2016-17 Graduate Follow-up Survey: Survey Summary (1/2) Regina, Information & Communication Technology, Telecom/Networking Technician, CERT, Base

Gender
☒ Female
☒ Gender Unknown
☒ Male

Citizenship
☒ Canadian
☒ Citizenship Unknown
☒ Permanent Resident
☒ Student Visa

Indigenous
☒ Indigenous
☒ Non-Indigenous

Number of Respondents: 8

Overall Employment

Available Workforce	# of Grads Employed	Employment Rate	# of Full-time Grads	Full-time Employment Rate
8	7	88%	7	88%

Training Related Employment

Available Workforce	# of Training Related Grads	Employment Rate	# of Full-time Grads	Full-time Employment Rate
8	6	75%	6	75%

Location of Employment

Saskatoon	Regina	Moose Jaw	Prince Albert	Elsewhere in Sask	Outside Sask
14%	57%	0%	0%	14%	14%

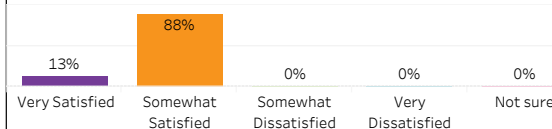
Average Salary

Overall	\$61,983
Full-time Training Related	\$46,833

Salary by Location

	Overall	Full-time Training Related
Saskatoon	45,000	45,000
Regina	48,990	48,990
Elsewhere in SK	40,040	40,040
Alberta	152,880	

Overall Satisfaction with the Program



Satisfaction with Sask Polytech

Satisfied with the decision to attend Saskpolytech	Recommend program to others	Recommend Saskpolytech to others
100%	75%	88%

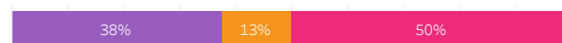
Satisfaction with Campus Facilities & Services

% Satisfied % Dissatisfied % Not sure

Campus facilities



Campus activities



Instruction delivered



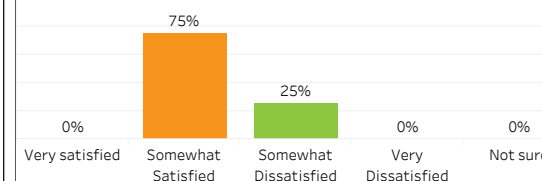
Student support services



Educational experience

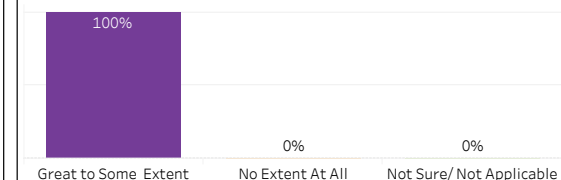


Relevance of Program to the Field of Employment

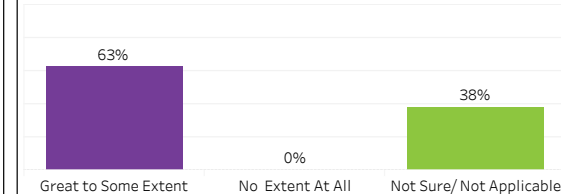


Program Benefits

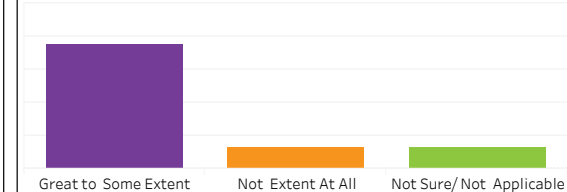
Skills and knowledge relevant in the workplace



Improved earning potential


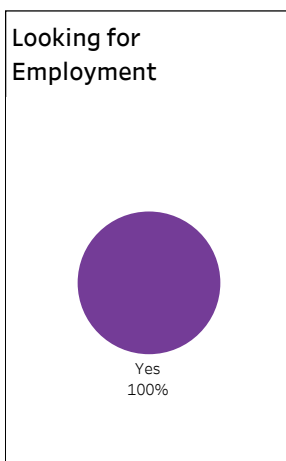
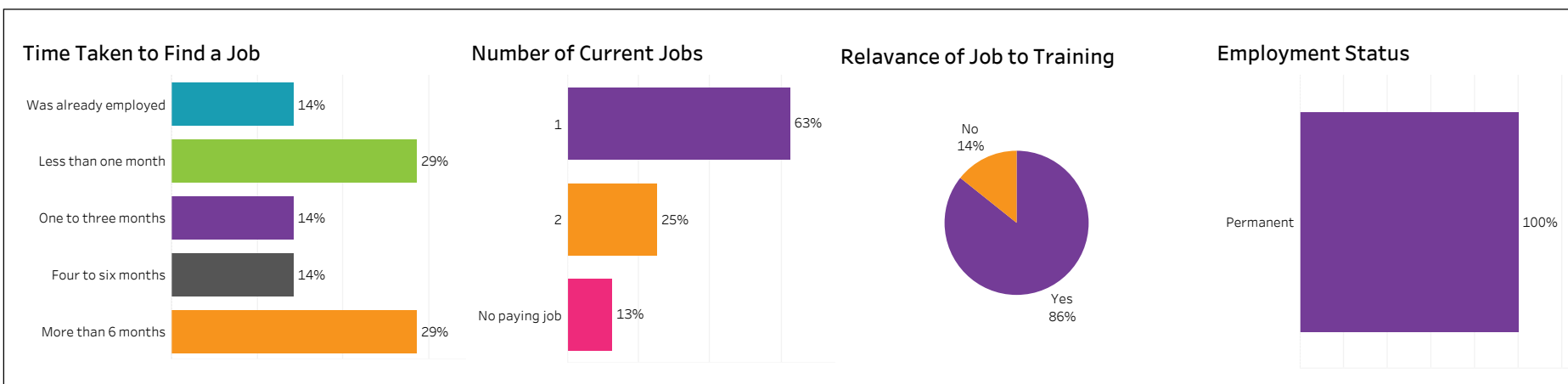


Improved employment opportunities



**2016-17 Graduate Follow-up Survey:
Survey Summary (2/2)**
Regina, Information & Communication Technology,
Telecom/Networking Technician, CERT, Base

Number of Respondents: **8**





2016-17 Graduate Follow-up Survey: Survey Summary (1/2)

Prince Albert, Information & Communication Technology, Web Site
Design and Development,
APCERT, Base

Gender
☒ Female
☒ Gender Unknown
☒ Male

Citizenship
☒ Canadian
☒ Citizenship Unknown
☒ Permanent Resident
☒ Student Visa

Indigenous
☒ Indigenous
☒ Non-Indigenous

Number of Respondents: 2

Overall Employment

Available Workforce	# of Grads Employed	Employment Rate	# of Full-time Grads	Full-time Employment Rate
2	1	50%	1	50%

Training Related Employment

Available Workforce	# of Training Related Grads	Employment Rate	# of Full-time Grads	Full-time Employment Rate
2	0	0%		

Location of Employment

Saskatoon	Regina	Moose Jaw	Prince Albert	Elsewhere in Sask	Outside Sask
0%	0%	0%	0%	0%	100%

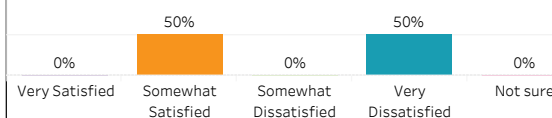
Average Salary

	Overall	Full-time Training Related
	\$29,120	

Salary by Location

	Overall	Full-time Training Related
Alberta	29,120	

Overall Satisfaction with the Program



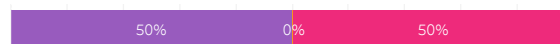
Satisfaction with Sask Polytech

Satisfied with the decision to attend Saskpolytech	Recommend program to others	Recommend Saskpolytech to others
50%	50%	50%

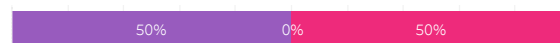
Satisfaction with Campus Facilities & Services

% Satisfied % Dissatisfied % Not sure

Campus facilities



Campus activities



Instruction delivered



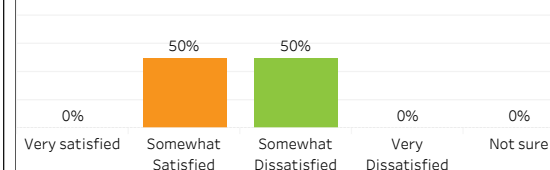
Student support services



Educational experience

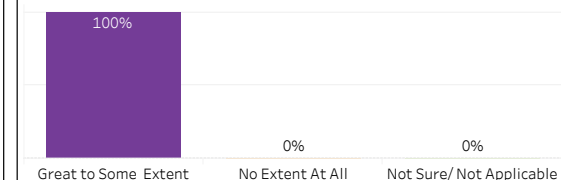


Relevance of Program to the Field of Employment

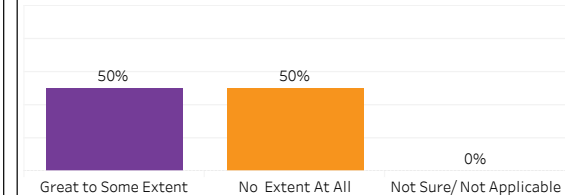


Program Benefits

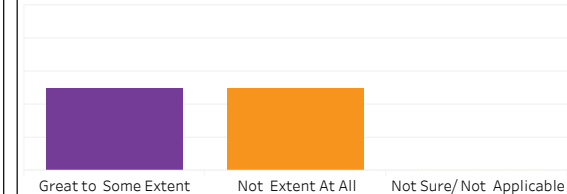
Skills and knowledge relevant in the workplace



Improved earning potential




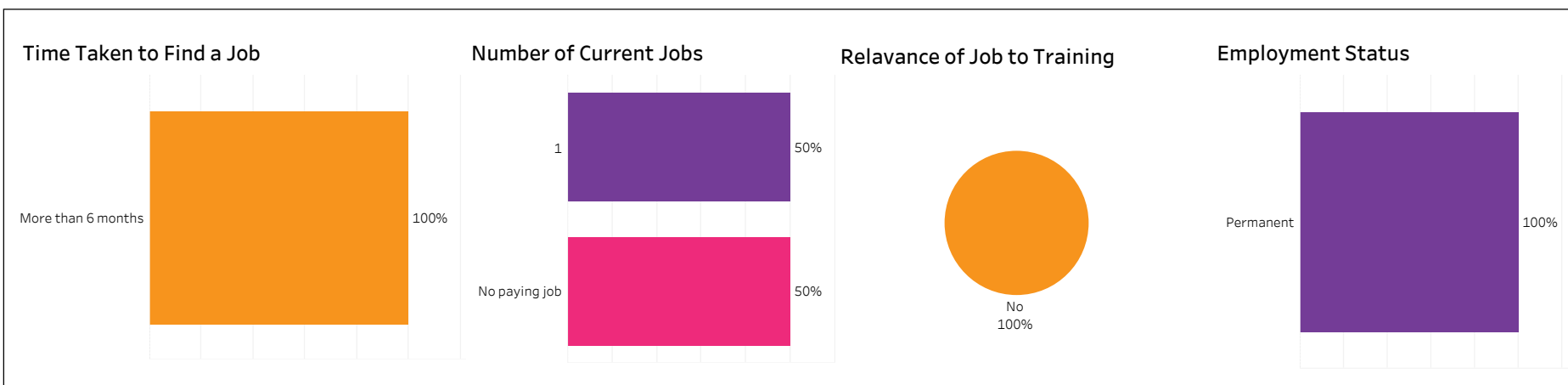
Improved employment opportunities





2016-17 Graduate Follow-up Survey:
Survey Summary (2/2)
Prince Albert, Information & Communication Technology, Web
Site Design and Development, APCERT, Base

Number of Respondents: 2



School of Mining, Energy & Manufacturing



2016-17 Graduate Follow-up Survey: Survey Summary (1/2)

All Campuses, Mining, Energy & Manufacturing, All Programs,
All Credentials, Base and Con Ed

Gender
☒ Female
☒ Gender Unknown
☒ Male

Citizenship
☒ Canadian
☒ Citizenship Unknown
☒ Permanent Resident
☒ Student Visa

Indigenous
☒ Indigenous
☒ Non-Indigenous

Number of Respondents: 340

Overall Employment

Available Workforce	# of Grads Employed	Employment Rate	# of Full-time Grads	Full-time Employment Rate
321	281	88%	260	81%

Training Related Employment

Available Workforce	# of Training Related Grads	Employment Rate	# of Full-time Grads	Full-time Employment Rate
321	213	66%	205	64%

Location of Employment

Saskatoon	Regina	Moose Jaw	Prince Albert	Elsewhere in Sask	Outside Sask
29%	21%	1%	4%	37%	8%

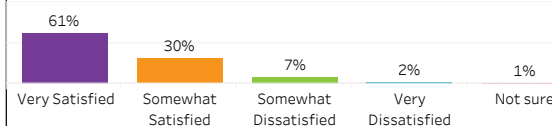
Average Salary

Overall	\$49,084
Full-time Training Related	\$52,955

Salary by Location

	Overall	Full-time Training Related
Saskatoon	43,924	47,143
Regina	45,092	48,909
Moose Jaw	38,300	38,300
Prince Albert	37,448	50,240
Elsewhere in SK	54,358	59,081
Alberta	66,880	62,960
British Columbia	50,750	71,500
Manitoba	40,040	40,040
Ontario	56,195	56,195
Elsewhere in Canada	41,600	41,600
Outside of Canada	71,500	71,500

Overall Satisfaction with the Program



Satisfaction with Sask Polytech

Satisfied with the decision to attend Saskpolytech	Recommend program to others	Recommend Saskpolytech to others
93%	87%	95%

Satisfaction with Campus Facilities & Services

% Satisfied % Dissatisfied % Not sure

Campus facilities



Campus activities




Instruction delivered



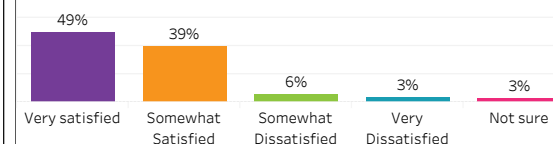
Student support services



Educational experience

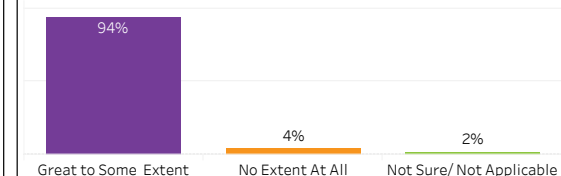


Relevance of Program to the Field of Employment

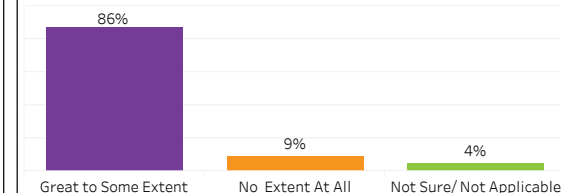


Program Benefits

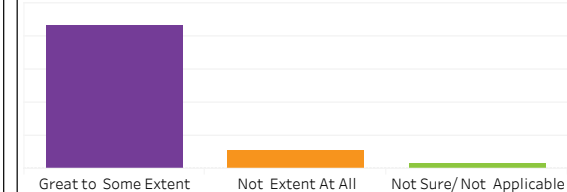
Skills and knowledge relevant in the workplace



Improved earning potential



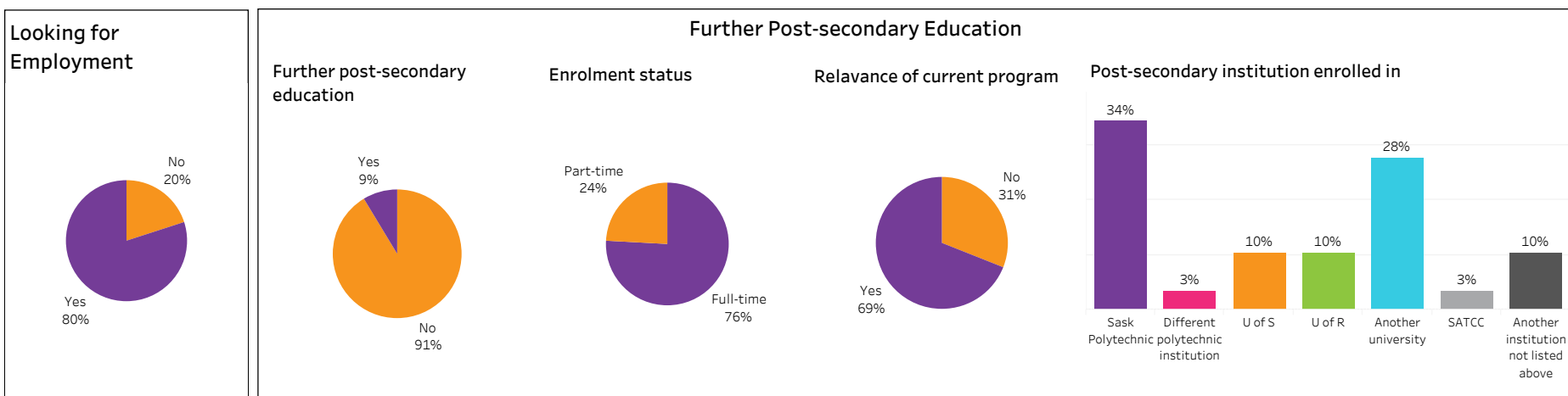
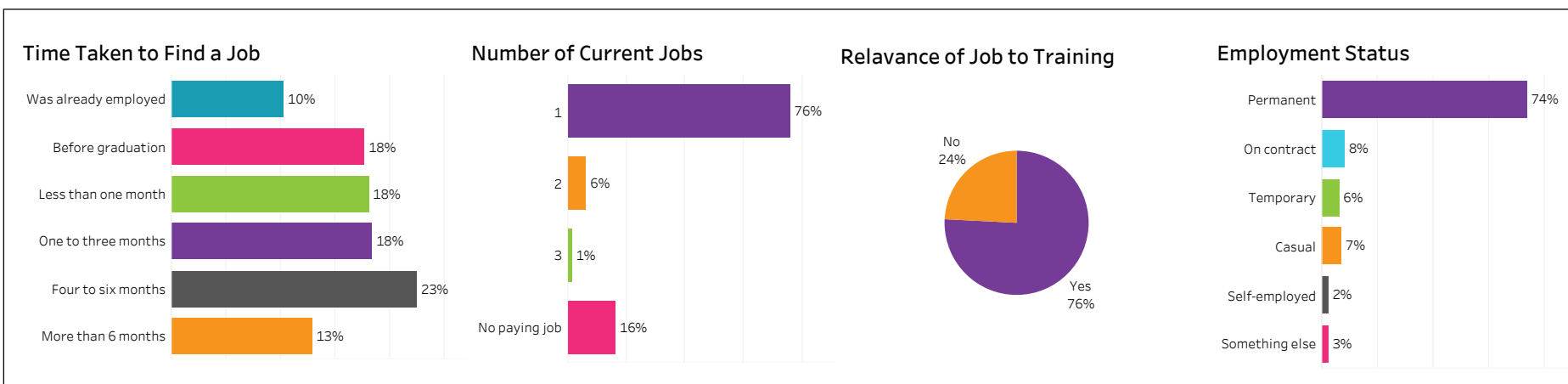
Improved employment opportunities



2016-17 Graduate Follow-up Survey: Survey Summary (2/2)

All Campuses, Mining, Energy & Manufacturing, All Programs,
All Credentials, Base and Con Ed

Number of Respondents: **340**



Institutional Research and Analysis (IR & A)



2016-17 Graduate Follow-up Survey: Survey Summary (1/2)

All Campuses, Mining, Energy & Manufacturing, All Programs,
All Credentials, Base

Gender
☒ Female
☒ Gender Unknown
☒ Male

Citizenship
☒ Canadian
☒ Citizenship Unknown
☒ Permanent Resident
☒ Student Visa

Indigenous
☒ Indigenous
☒ Non-Indigenous

Number of Respondents: 244

Overall Employment

Available Workforce	# of Grads Employed	Employment Rate	# of Full-time Grads	Full-time Employment Rate
230	207	90%	192	83%

Training Related Employment

Available Workforce	# of Training Related Grads	Employment Rate	# of Full-time Grads	Full-time Employment Rate
230	165	72%	160	70%

Location of Employment

Saskatoon	Regina	Moose Jaw	Prince Albert	Elsewhere in Sask	Outside Sask
35%	24%	1%	3%	28%	8%

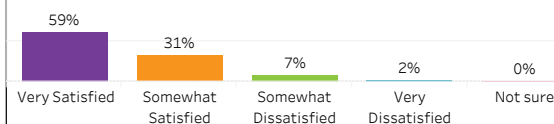
Average Salary

Overall	\$48,675
Full-time Training Related	\$52,658

Salary by Location

	Overall	Full-time Training Related
Saskatoon	44,477	48,411
Regina	47,477	49,979
Moose Jaw	38,300	38,300
Prince Albert	43,142	48,240
Elsewhere in SK	53,845	59,268
Alberta	58,120	58,120
British Columbia	50,750	71,500
Manitoba	40,040	40,040
Ontario	56,195	56,195
Elsewhere in Canada	41,600	41,600
Outside of Canada	71,500	71,500

Overall Satisfaction with the Program



Satisfaction with Sask Polytech

Satisfied with the decision to attend Saskpolytech	Recommend program to others	Recommend Saskpolytech to others
94%	87%	96%

Satisfaction with Campus Facilities & Services

% Satisfied % Dissatisfied % Not sure

Campus facilities



Campus activities



Instruction delivered



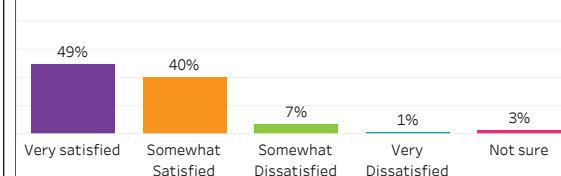
Student support services



Educational experience

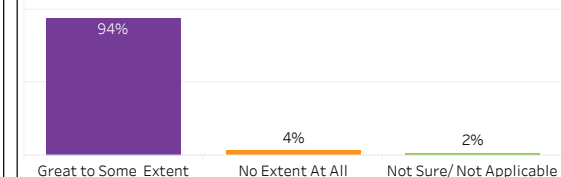


Relevance of Program to the Field of Employment

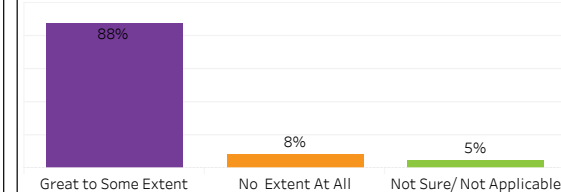


Program Benefits

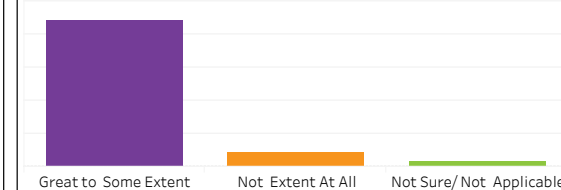
Skills and knowledge relevant in the workplace



Improved earning potential



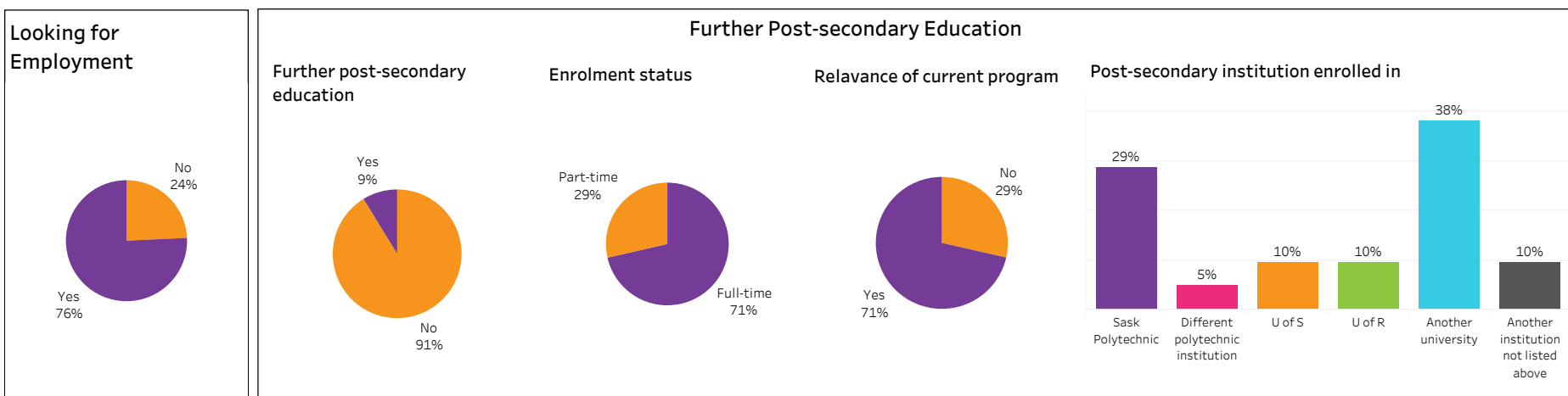
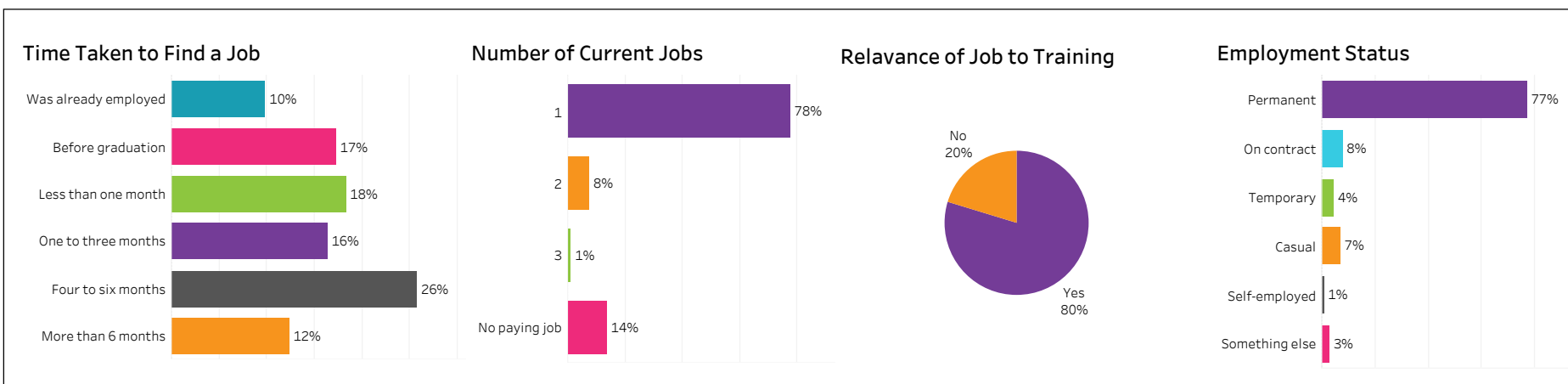
Improved employment opportunities



2016-17 Graduate Follow-up Survey: Survey Summary (2/2)

All Campuses, Mining, Energy & Manufacturing, All Programs,
All Credentials, Base

Number of Respondents: 244



Institutional Research and Analysis (IR & A)



2016-17 Graduate Follow-up Survey: Survey Summary (1/2)

All Campuses, Mining, Energy & Manufacturing, All Programs,
All Credentials, Con Ed - Brokered

Gender
☒ Female
☒ Gender Unknown
☒ Male

Citizenship
☒ Canadian
☒ Citizenship Unknown
☒ Permanent Resident
☒ Student Visa

Indigenous
☒ Indigenous
☒ Non-Indigenous

Number of Respondents: 85

Overall Employment

Available Workforce	# of Grads Employed	Employment Rate	# of Full-time Grads	Full-time Employment Rate
82	66	80%	60	73%

Training Related Employment

Available Workforce	# of Training Related Grads	Employment Rate	# of Full-time Grads	Full-time Employment Rate
82	42	51%	39	48%

Location of Employment

Saskatoon	Regina	Moose Jaw	Prince Albert	Elsewhere in Sask	Outside Sask
12%	8%	0%	5%	67%	9%

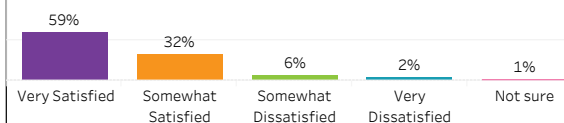
Average Salary

Overall	\$52,220
Full-time Training Related	\$55,727

Salary by Location

	Overall	Full-time Training Related
Saskatoon	38,480	38,480
Regina	18,520	27,040
Prince Albert	27,959	58,240
Elsewhere in SK	55,755	59,863
Alberta	77,830	75,060
Elsewhere in Canada		

Overall Satisfaction with the Program



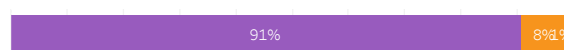
Satisfaction with Sask Polytech

Satisfied with the decision to attend Saskpolytech	Recommend program to others	Recommend Saskpolytech to others
88%	85%	92%

Satisfaction with Campus Facilities & Services

% Satisfied % Dissatisfied % Not sure

Campus facilities



Campus activities



Instruction delivered



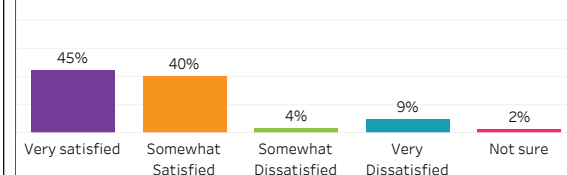
Student support services



Educational experience

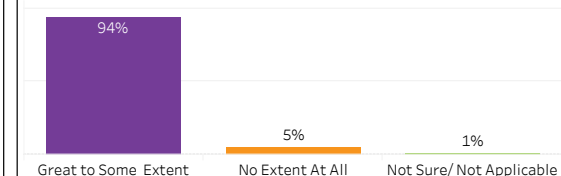


Relevance of Program to the Field of Employment

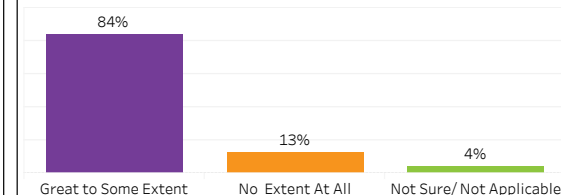


Program Benefits

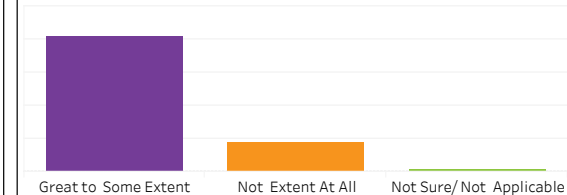
Skills and knowledge relevant in the workplace



Improved earning potential

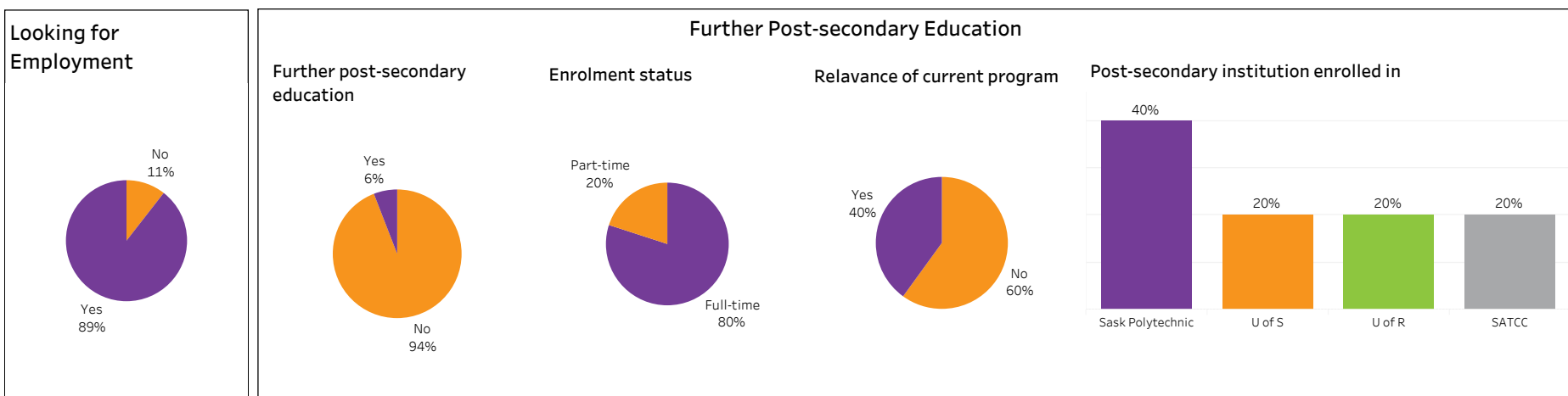
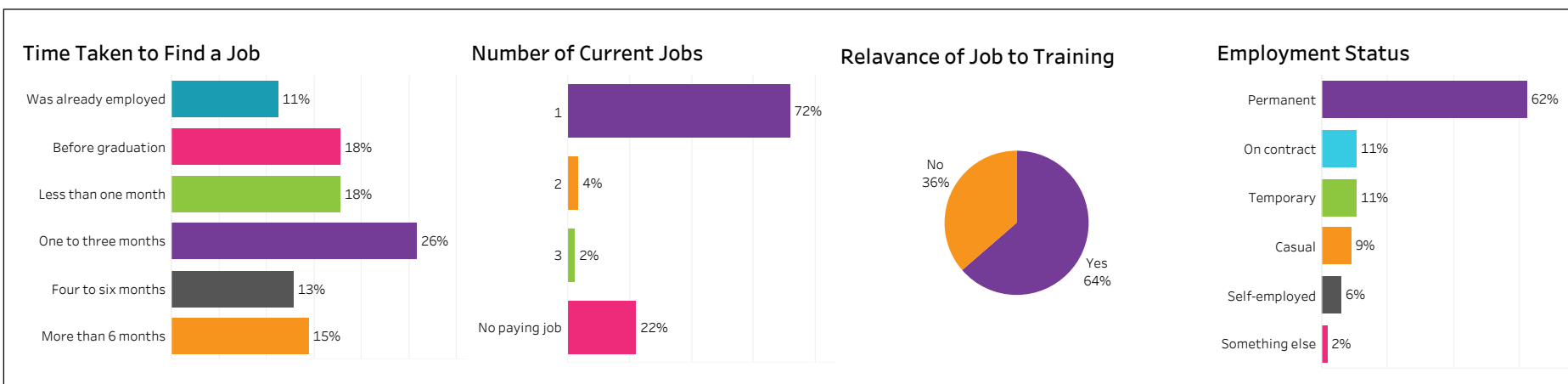


Improved employment opportunities



**2016-17 Graduate Follow-up Survey:
Survey Summary (2/2)**
*All Campuses, Mining, Energy & Manufacturing, All Programs,
All Credentials, Con Ed - Brokered*

Number of Respondents: **85**





2016-17 Graduate Follow-up Survey: Survey Summary (1/2)

All Campuses, Mining, Energy & Manufacturing, All Programs,
All Credentials, Con Ed - Sask Poly Delivered

Gender
☒ Female
☒ Gender Unknown
☒ Male

Citizenship
☒ Canadian
☒ Citizenship Unknown
☒ Permanent Resident
☒ Student Visa

Indigenous
☒ Indigenous
☒ Non-Indigenous

Number of Respondents: **11**

Overall Employment

Available Workforce	# of Grads Employed	Employment Rate	# of Full-time Grads	Full-time Employment Rate
9	8	89%	8	89%

Training Related Employment

Available Workforce	# of Training Related Grads	Employment Rate	# of Full-time Grads	Full-time Employment Rate
9	6	67%	6	67%

Location of Employment

Saskatoon	Regina	Moose Jaw	Prince Albert	Elsewhere in Sask	Outside Sask
14%	71%	0%	0%	14%	0%

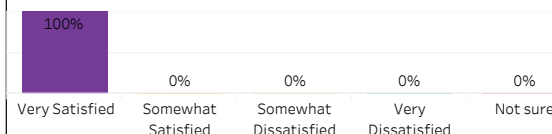
Average Salary



Salary by Location

	Overall	Full-time Training Related
Saskatoon		
Regina	35,688	43,360
Elsewhere in SK	34,000	34,000

Overall Satisfaction with the Program



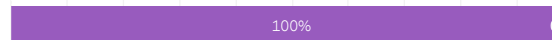
Satisfaction with Sask Polytech

Satisfied with the decision to attend Saskpolytech	Recommend program to others	Recommend Saskpolytech to others
100%	100%	100%

Satisfaction with Campus Facilities & Services

% Satisfied % Dissatisfied % Not sure

Campus facilities



Campus activities



Instruction delivered



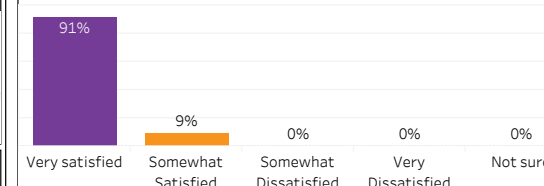
Student support services



Educational experience

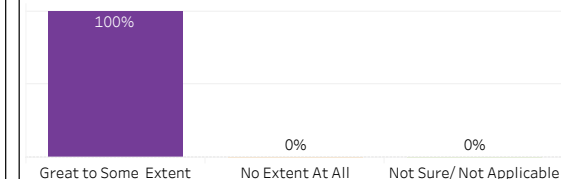


Relevance of Program to the Field of Employment

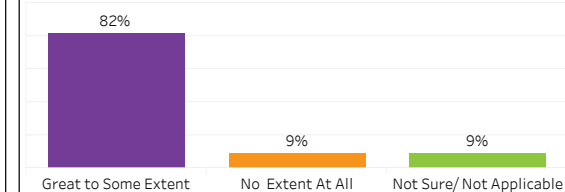


Program Benefits

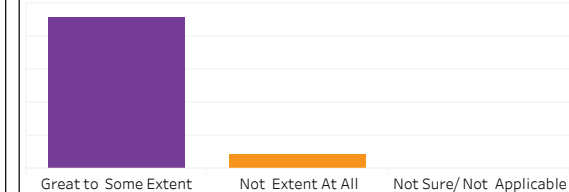
Skills and knowledge relevant in the workplace



Improved earning potential

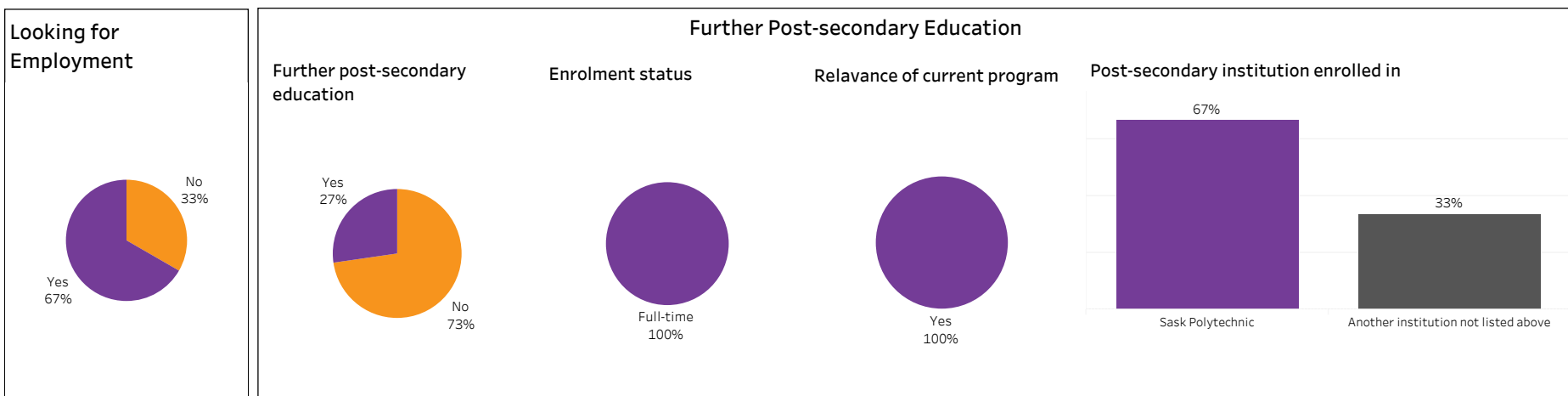
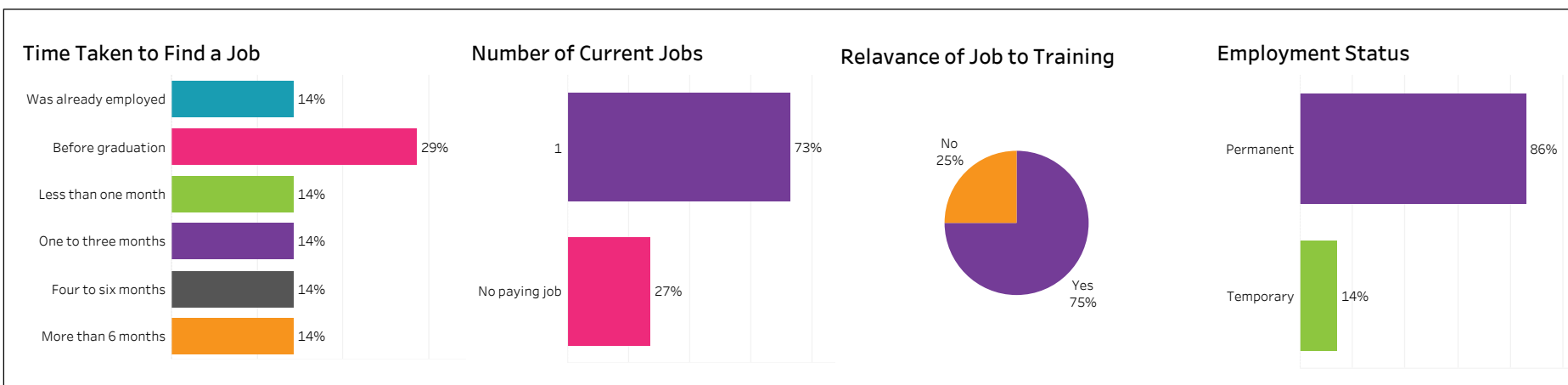


Improved employment opportunities



**2016-17 Graduate Follow-up Survey:
Survey Summary (2/2)**
**All Campuses, Mining, Energy & Manufacturing, All Programs,
All Credentials, Con Ed - Sask Poly Delivered**

Number of Respondents: **11**





2016-17 Graduate Follow-up Survey: Survey Summary (1/2) Regina, Construction, Building Systems Technician, CERT, Base

Gender
☒ Female
☒ Gender Unknown
☒ Male

Citizenship
☒ Canadian
☒ Citizenship Unknown
☒ Permanent Resident
☒ Student Visa

Indigenous
☒ Indigenous
☒ Non-Indigenous

Number of Respondents: 7

Overall Employment

Available Workforce	# of Grads Employed	Employment Rate	# of Full-time Grads	Full-time Employment Rate
7	6	86%	6	86%

Training Related Employment

Available Workforce	# of Training Related Grads	Employment Rate	# of Full-time Grads	Full-time Employment Rate
7	5	71%	5	71%

Location of Employment

Saskatoon	Regina	Moose Jaw	Prince Albert	Elsewhere in Sask	Outside Sask
17%	33%	0%	0%	50%	0%

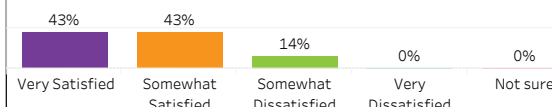
Average Salary

Overall	\$59,085
Full-time Training Related	\$61,750

Salary by Location

	Overall	Full-time Training Related
Saskatoon	45,760	
Regina	51,500	51,500
Elsewhere in SK	68,584	68,584

Overall Satisfaction with the Program



Satisfaction with Sask Polytech

Satisfied with the decision to attend Saskpolytech	Recommend program to others	Recommend Saskpolytech to others
100%	86%	100%

Satisfaction with Campus Facilities & Services

% Satisfied % Dissatisfied % Not sure

Campus facilities



Campus activities



Instruction delivered



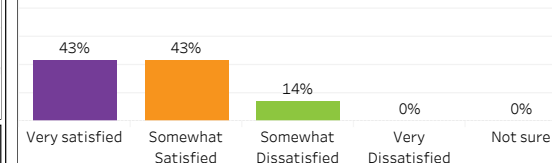
Student support services



Educational experience

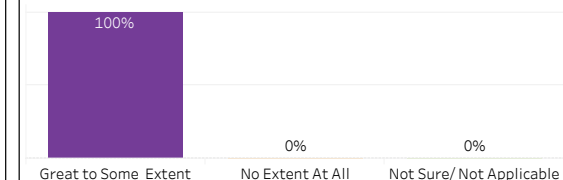


Relevance of Program to the Field of Employment

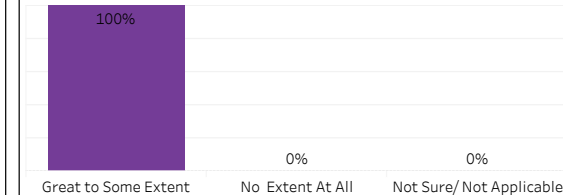


Program Benefits

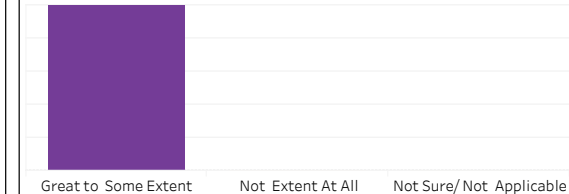
Skills and knowledge relevant in the workplace



Improved earning potential




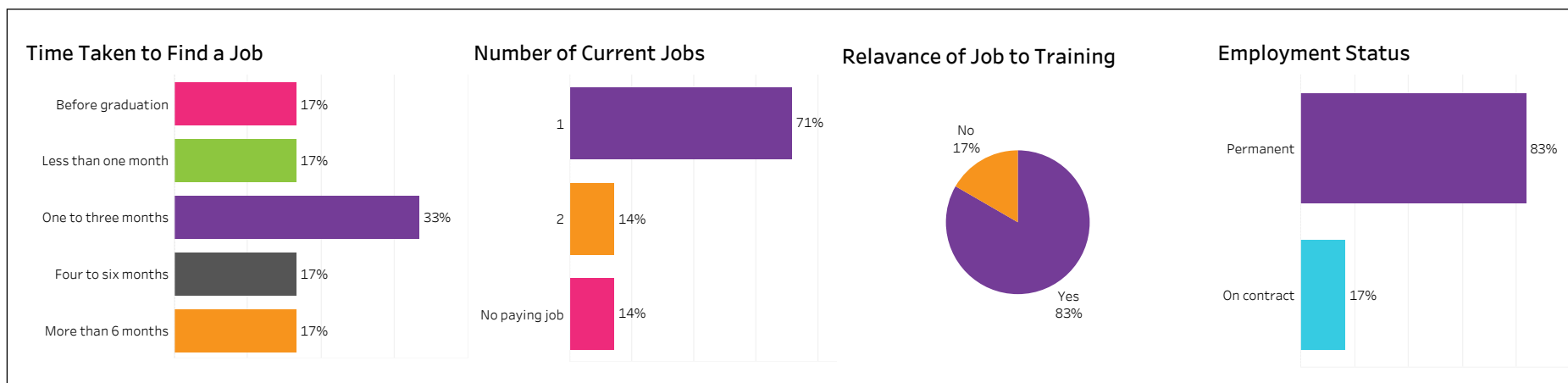
Improved employment opportunities



2016-17 Graduate Follow-up Survey: Survey Summary (2/2)

Regina, Construction, Building Systems Technician, CERT, Base

Number of Respondents: 7





2016-17 Graduate Follow-up Survey: Survey Summary (1/2)

Saskatoon, Mining, Energy & Manufacturing, CAD/CAM Engineering
Technology,
DIP, Base

Gender
☒ Female
☒ Gender Unknown
☒ Male

Citizenship
☒ Canadian
☒ Citizenship Unknown
☒ Permanent Resident
☒ Student Visa

Indigenous
☒ Indigenous
☒ Non-Indigenous

Number of Respondents: **8**

Overall Employment

Available Workforce	# of Grads Employed	Employment Rate	# of Full-time Grads	Full-time Employment Rate
7	6	86%	6	86%

Training Related Employment

Available Workforce	# of Training Related Grads	Employment Rate	# of Full-time Grads	Full-time Employment Rate
7	6	86%	6	86%

Location of Employment

Saskatoon	Regina	Moose Jaw	Prince Albert	Elsewhere in Sask	Outside Sask
83%	0%	0%	0%	17%	0%

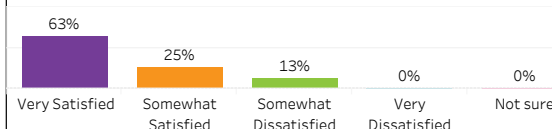
Average Salary

Overall	\$47,632
Full-time Training Related	\$47,632

Salary by Location

	Overall	Full-time Training Related
Saskatoon	49,660	49,660
Elsewhere in SK	39,520	39,520

Overall Satisfaction with the Program



Satisfaction with Sask Polytech

Satisfied with the decision to attend Saskpolytech	Recommend program to others	Recommend Saskpolytech to others
86%	71%	100%

Satisfaction with Campus Facilities & Services

% Satisfied % Dissatisfied % Not sure

Campus facilities



Campus activities



Instruction delivered



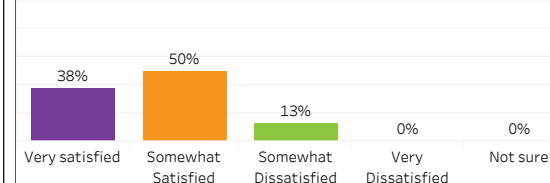
Student support services



Educational experience

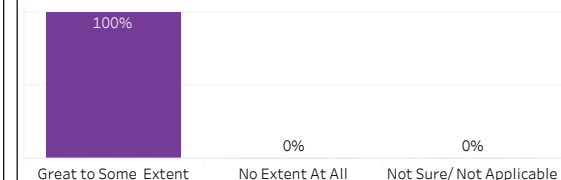


Relevance of Program to the Field of Employment

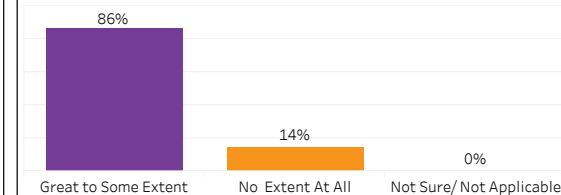


Program Benefits

Skills and knowledge relevant in the workplace



Improved earning potential


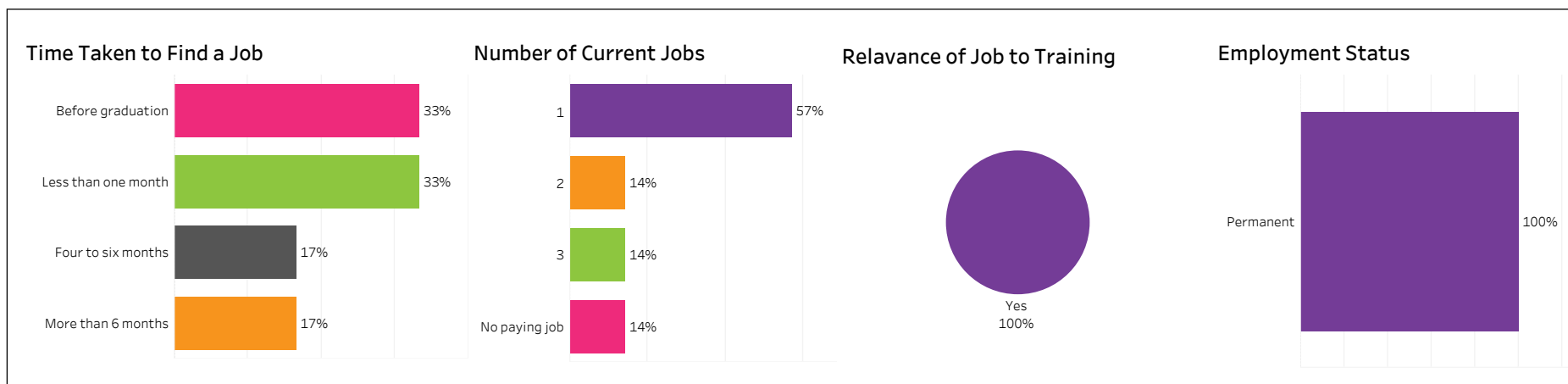


Improved employment opportunities



**2016-17 Graduate Follow-up Survey:
Survey Summary (2/2)**
Saskatoon, Mining, Energy & Manufacturing, CAD/CAM
Engineering Technology, DIP, Base

Number of Respondents: 8





2016-17 Graduate Follow-up Survey: Survey Summary (1/2) Saskatoon, Mining, Energy & Manufacturing, Chemical Technology, DIP, Base

Gender
☒ Female
☒ Gender Unknown
☒ Male

Citizenship
☒ Canadian
☒ Citizenship Unknown
☒ Permanent Resident
☒ Student Visa

Indigenous
☒ Indigenous
☒ Non-Indigenous

Number of Respondents: **18**

Overall Employment

Available Workforce	# of Grads Employed	Employment Rate	# of Full-time Grads	Full-time Employment Rate
15	14	93%	12	80%

Training Related Employment

Available Workforce	# of Training Related Grads	Employment Rate	# of Full-time Grads	Full-time Employment Rate
15	12	80%	11	73%

Location of Employment

Saskatoon	Regina	Moose Jaw	Prince Albert	Elsewhere in Sask	Outside Sask
43%	0%	0%	0%	57%	0%

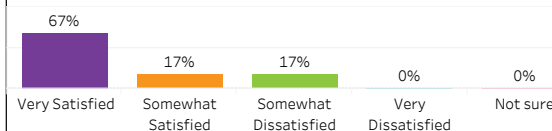
Average Salary

Overall	\$54,776
Full-time Training Related	\$65,167

Salary by Location

	Overall	Full-time Training Related
Saskatoon	47,317	58,859
Elsewhere in SK	59,748	68,952

Overall Satisfaction with the Program



Satisfaction with Sask Polytech

Satisfied with the decision to attend Saskpolytech	Recommend program to others	Recommend Saskpolytech to others
94%	88%	100%

Satisfaction with Campus Facilities & Services

% Satisfied % Dissatisfied % Not sure

Campus facilities



Campus activities



Instruction delivered



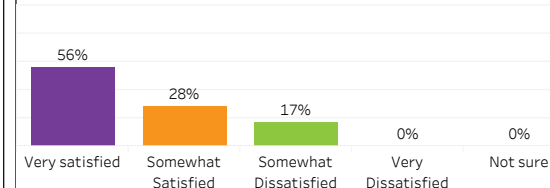
Student support services



Educational experience

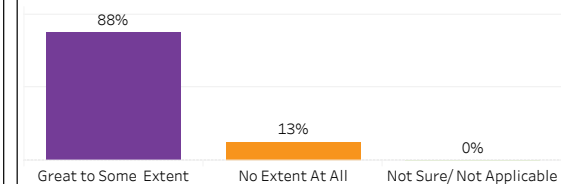


Relevance of Program to the Field of Employment

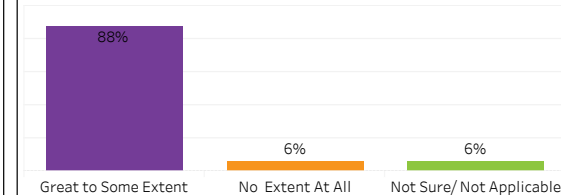


Program Benefits

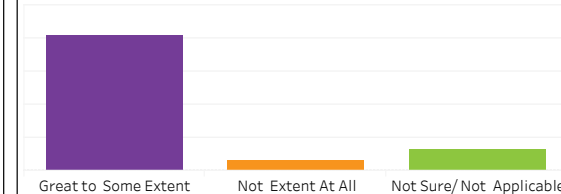
Skills and knowledge relevant in the workplace



Improved earning potential



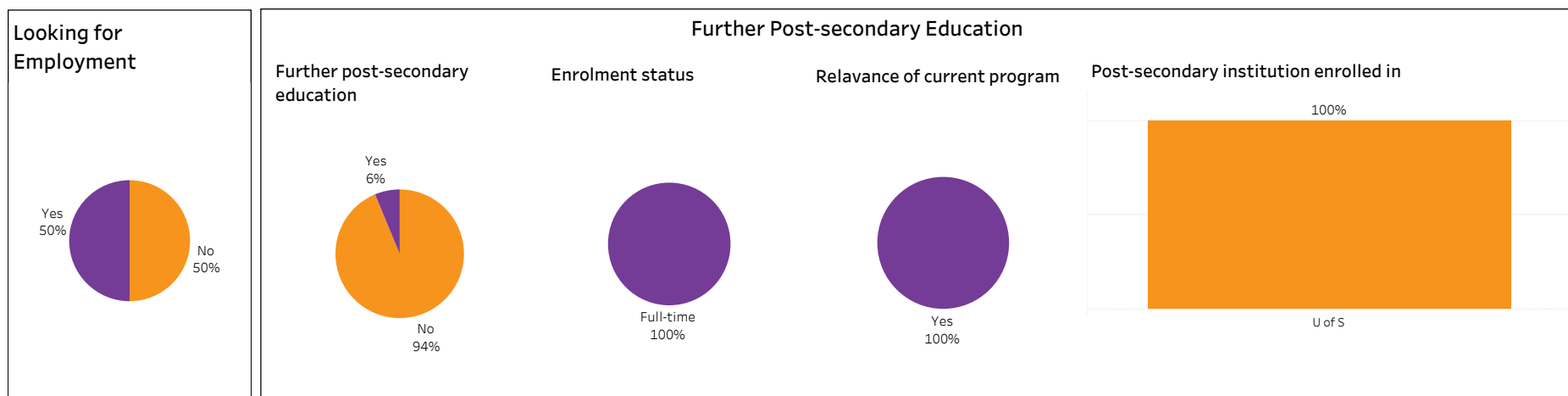
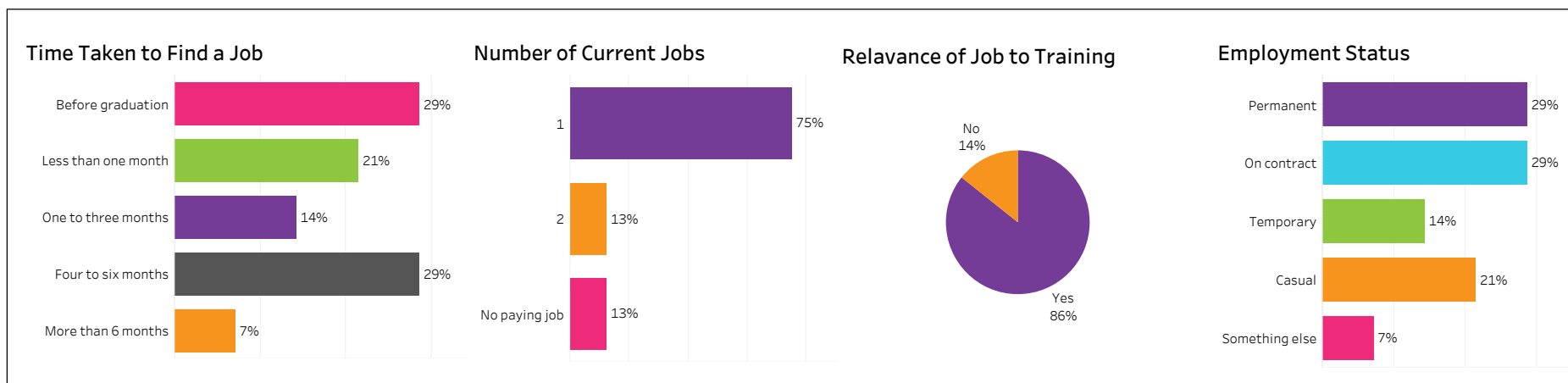
Improved employment opportunities



2016-17 Graduate Follow-up Survey: Survey Summary (2/2)

Saskatoon, Mining, Energy & Manufacturing, Chemical
Technology, DIP, Base

Number of Respondents: **18**



Institutional Research and Analysis (IR & A)



2016-17 Graduate Follow-up Survey: Survey Summary (1/2) Moose Jaw, Mining, Energy & Manufacturing, Computer Engineering, DIP, Base

Gender
☒ Female
☒ Gender Unknown
☒ Male

Citizenship
☒ Canadian
☒ Citizenship Unknown
☒ Permanent Resident
☒ Student Visa

Indigenous
☒ Indigenous
☒ Non-Indigenous

Number of Respondents: **1**

Overall Employment

Available Workforce	# of Grads Employed	Employment Rate	# of Full-time Grads	Full-time Employment Rate
1	1	100%	1	100%

Training Related Employment

Available Workforce	# of Training Related Grads	Employment Rate	# of Full-time Grads	Full-time Employment Rate
1	1	100%	1	100%

Location of Employment

Saskatoon	Regina	Moose Jaw	Prince Albert	Elsewhere in Sask	Outside Sask
0%	0%	0%	0%	100%	0%

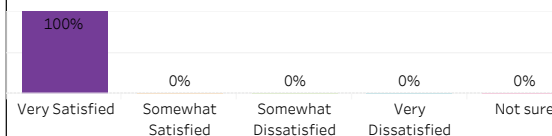
Average Salary

Overall	\$48,672
Full-time Training Related	\$48,672

Salary by Location

	Overall	Full-time Training Related
Elsewhere in SK	48,672	48,672

Overall Satisfaction with the Program



Satisfaction with Sask Polytech

Satisfied with the decision to attend Saskpolytech	Recommend program to others	Recommend Saskpolytech to others
100%	100%	100%

Satisfaction with Campus Facilities & Services

% Satisfied % Dissatisfied % Not sure

Campus facilities



Campus activities



Instruction delivered



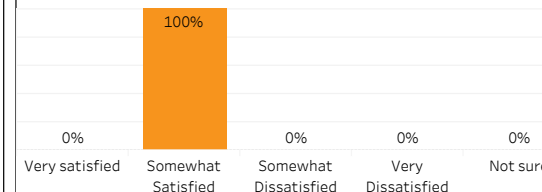
Student support services



Educational experience

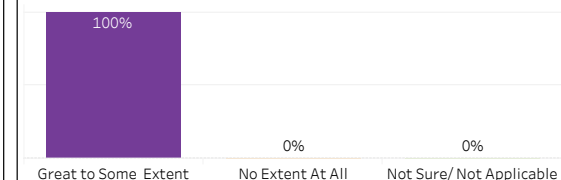


Relevance of Program to the Field of Employment

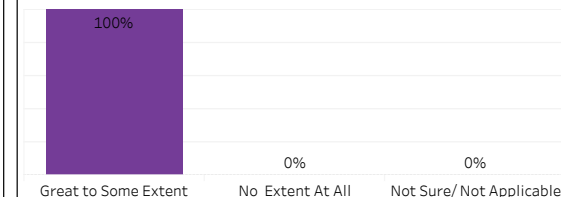


Program Benefits

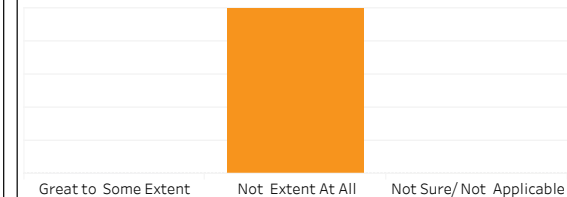
Skills and knowledge relevant in the workplace



Improved earning potential




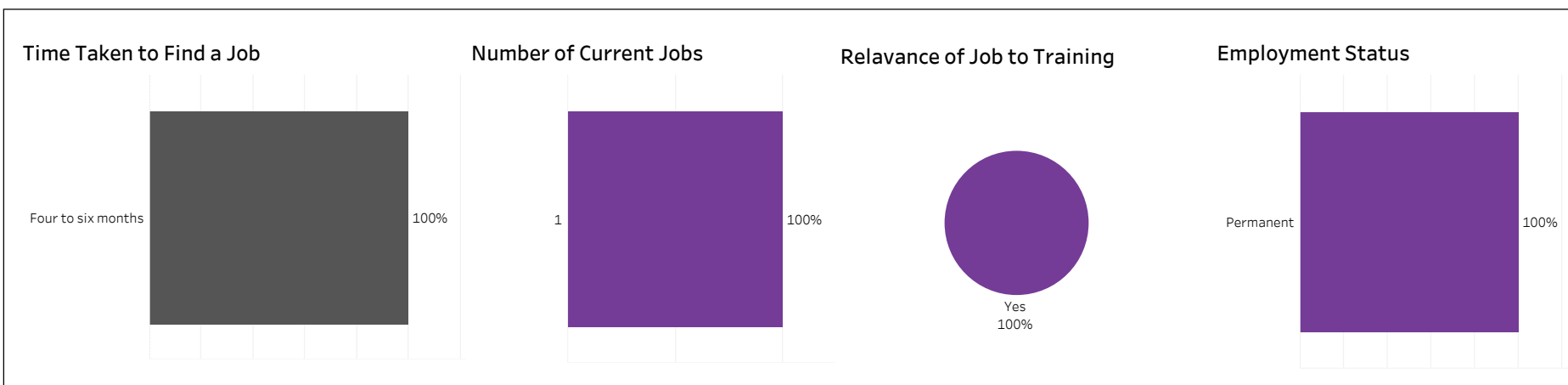
Improved employment opportunities





2016-17 Graduate Follow-up Survey:
Survey Summary (2/2)
Moose Jaw, Mining, Energy & Manufacturing, Computer
Engineering, DIP, Base

Number of Respondents: 1





2016-17 Graduate Follow-up Survey: Survey Summary (1/2) Moose Jaw, Mining, Energy & Manufacturing, Computer Engineering, DIPC, Base

Gender
☒ Female
☒ Gender Unknown
☒ Male

Citizenship
☒ Canadian
☒ Citizenship Unknown
☒ Permanent Resident
☒ Student Visa

Indigenous
☒ Indigenous
☒ Non-Indigenous

Number of Respondents: 8

Overall Employment

Available Workforce	# of Grads Employed	Employment Rate	# of Full-time Grads	Full-time Employment Rate
7	7	100%	6	86%

Training Related Employment

Available Workforce	# of Training Related Grads	Employment Rate	# of Full-time Grads	Full-time Employment Rate
7	4	57%	4	57%

Location of Employment

Saskatoon	Regina	Moose Jaw	Prince Albert	Elsewhere in Sask	Outside Sask
14%	57%	0%	0%	29%	0%

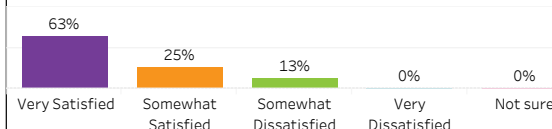
Average Salary

Overall	\$52,748
Full-time Training Related	\$49,122

Salary by Location

	Overall	Full-time Training Related
Saskatoon	56,400	56,400
Regina	51,467	57,200
Elsewhere in SK	52,844	25,688

Overall Satisfaction with the Program



Satisfaction with Sask Polytech

Satisfied with the decision to attend Saskpolytech	Recommend program to others	Recommend Saskpolytech to others
100%	88%	100%

Satisfaction with Campus Facilities & Services

% Satisfied % Dissatisfied % Not sure

Campus facilities



Campus activities



Instruction delivered



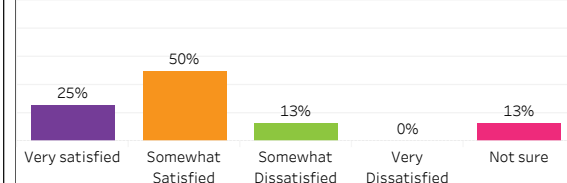
Student support services



Educational experience

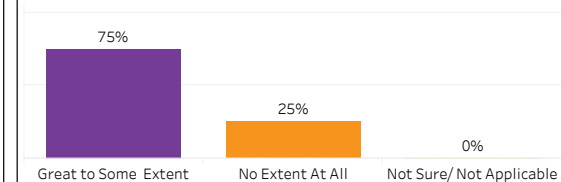


Relevance of Program to the Field of Employment

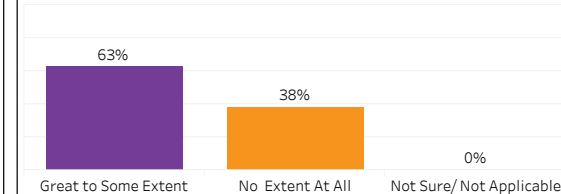


Program Benefits

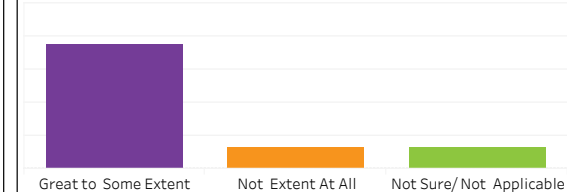
Skills and knowledge relevant in the workplace



Improved earning potential



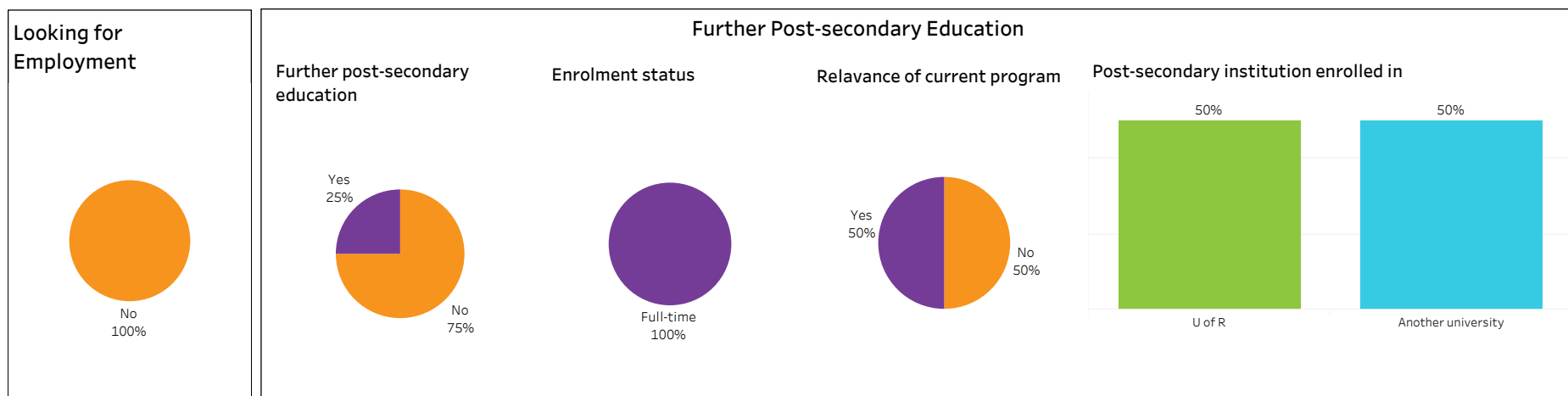
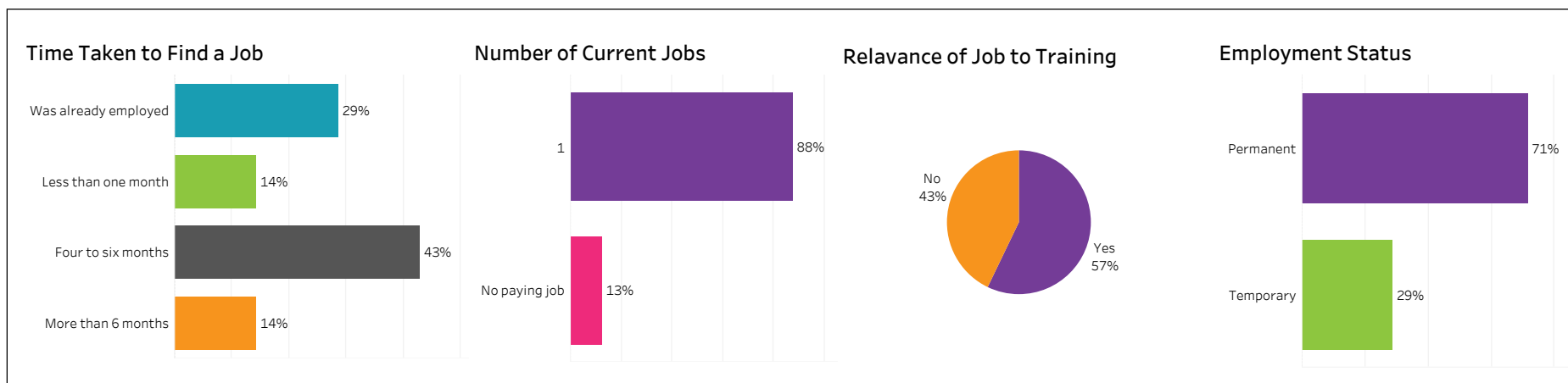
Improved employment opportunities



2016-17 Graduate Follow-up Survey: Survey Summary (2/2)

Moose Jaw, Mining, Energy & Manufacturing, Computer
Engineering, DIPC, Base

Number of Respondents: 8



Institutional Research and Analysis (IR & A)



2016-17 Graduate Follow-up Survey: Survey Summary (1/2) Moose Jaw, Mining, Energy & Manufacturing, Electrical Engineering, DIP, Base

Gender
☒ Female
☒ Gender Unknown
☒ Male

Citizenship
☒ Canadian
☒ Citizenship Unknown
☒ Permanent Resident
☒ Student Visa

Indigenous
☒ Indigenous
☒ Non-Indigenous

Number of Respondents: 2

Overall Employment

Available Workforce	# of Grads Employed	Employment Rate	# of Full-time Grads	Full-time Employment Rate
2	2	100%	2	100%

Training Related Employment

Available Workforce	# of Training Related Grads	Employment Rate	# of Full-time Grads	Full-time Employment Rate
2	1	50%	1	50%

Location of Employment

Saskatoon	Regina	Moose Jaw	Prince Albert	Elsewhere in Sask	Outside Sask
0%	0%	0%	0%	100%	0%

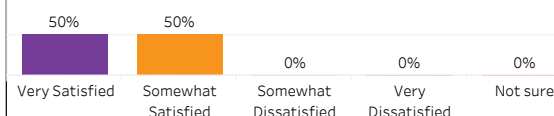
Average Salary

	Overall	Full-time Training Related
	\$44,200	\$62,400

Salary by Location

	Overall	Full-time Training Related
Elsewhere in SK	44,200	62,400

Overall Satisfaction with the Program



Satisfaction with Sask Polytech

Satisfied with the decision to attend Saskpolytech	Recommend program to others	Recommend Saskpolytech to others
50%	50%	100%

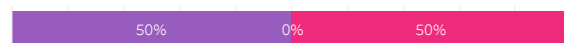
Satisfaction with Campus Facilities & Services

% Satisfied % Dissatisfied % Not sure

Campus facilities



Campus activities



Instruction delivered



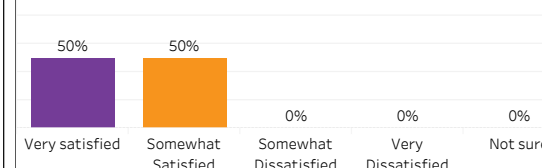
Student support services



Educational experience

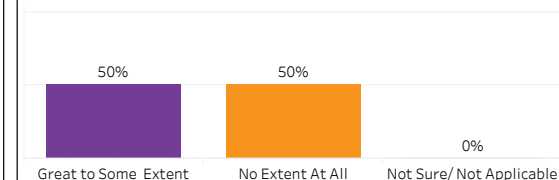


Relevance of Program to the Field of Employment

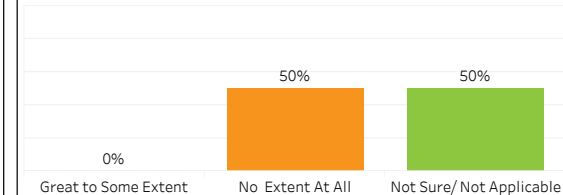


Program Benefits

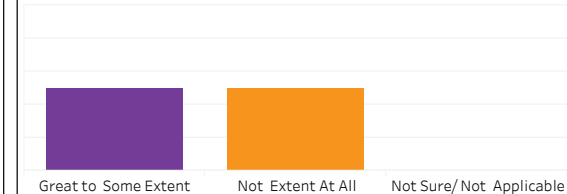
Skills and knowledge relevant in the workplace



Improved earning potential




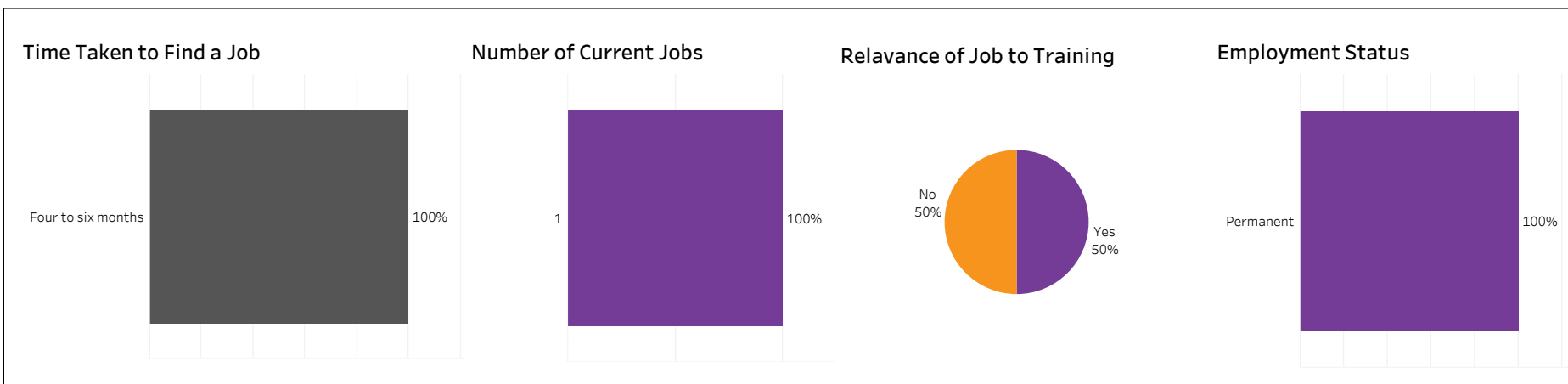
Improved employment opportunities





2016-17 Graduate Follow-up Survey:
Survey Summary (2/2)
Moose Jaw, Mining, Energy & Manufacturing, Electrical
Engineering, DIP, Base

Number of Respondents: 2



Institutional Research and Analysis (IR & A)



2016-17 Graduate Follow-up Survey: Survey Summary (1/2) Moose Jaw, Mining, Energy & Manufacturing, Electrical Engineering, DIPC, Base

Gender
☒ Female
☒ Gender Unknown
☒ Male

Citizenship
☒ Canadian
☒ Citizenship Unknown
☒ Permanent Resident
☒ Student Visa

Indigenous
☒ Indigenous
☒ Non-Indigenous

Number of Respondents: 15

Overall Employment

Available Workforce	# of Grads Employed	Employment Rate	# of Full-time Grads	Full-time Employment Rate
12	11	92%	11	92%

Training Related Employment

Available Workforce	# of Training Related Grads	Employment Rate	# of Full-time Grads	Full-time Employment Rate
12	10	83%	10	83%

Location of Employment

Saskatoon	Regina	Moose Jaw	Prince Albert	Elsewhere in Sask	Outside Sask
27%	45%	0%	0%	18%	9%

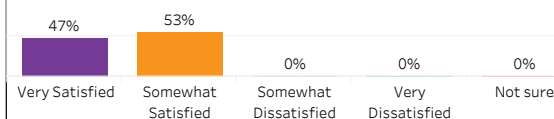
Average Salary

Overall	\$76,065
Full-time Training Related	\$80,517

Salary by Location

	Overall	Full-time Training Related
Saskatoon	78,227	78,227
Regina	70,992	82,656
Elsewhere in SK	90,402	90,402
Alberta	61,200	61,200

Overall Satisfaction with the Program



Satisfaction with Sask Polytech

Satisfied with the decision to attend Saskpolytech	Recommend program to others	Recommend Saskpolytech to others
100%	93%	100%

Satisfaction with Campus Facilities & Services

% Satisfied % Dissatisfied % Not sure

Campus facilities



Campus activities



Instruction delivered



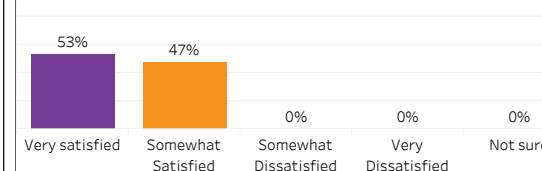
Student support services



Educational experience

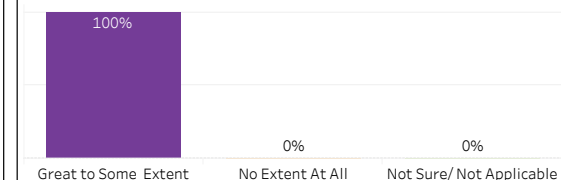


Relevance of Program to the Field of Employment

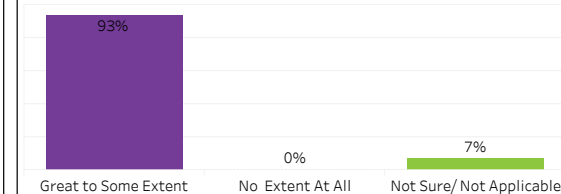


Program Benefits


Skills and knowledge relevant in the workplace



Improved earning potential



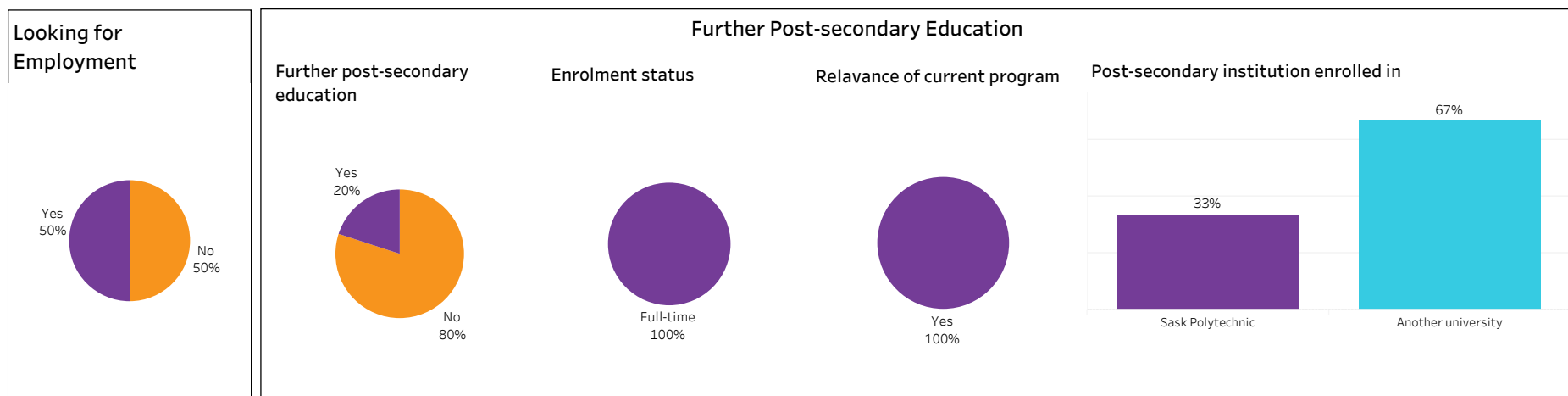
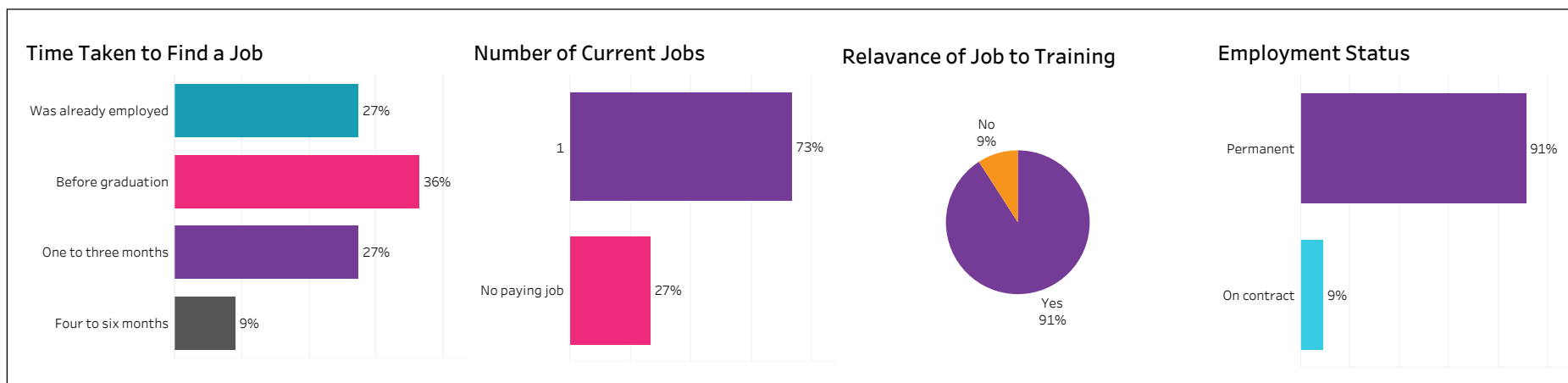
Improved employment opportunities



2016-17 Graduate Follow-up Survey: Survey Summary (2/2)

Moose Jaw, Mining, Energy & Manufacturing, Electrical
Engineering, DIPC, Base

Number of Respondents: 15





2016-17 Graduate Follow-up Survey: Survey Summary (1/2) Saskatoon, Mining, Energy & Manufacturing, Electronic Systems Engineering, DIP, Base

Gender
☒ Female
☒ Gender Unknown
☒ Male

Citizenship
☒ Canadian
☒ Citizenship Unknown
☒ Permanent Resident
☒ Student Visa

Indigenous
☒ Indigenous
☒ Non-Indigenous

Number of Respondents: 7

Overall Employment

Available Workforce	# of Grads Employed	Employment Rate	# of Full-time Grads	Full-time Employment Rate
6	6	100%	6	100%

Training Related Employment

Available Workforce	# of Training Related Grads	Employment Rate	# of Full-time Grads	Full-time Employment Rate
6	3	50%	3	50%

Location of Employment

Saskatoon	Regina	Moose Jaw	Prince Albert	Elsewhere in Sask	Outside Sask
83%	0%	0%	0%	17%	0%

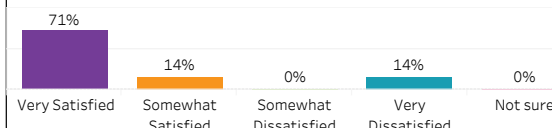
Average Salary

	Overall	Full-time Training Related
	\$49,910	\$56,555

Salary by Location

	Overall	Full-time Training Related
Saskatoon	40,546	35,110
Elsewhere in SK	78,000	78,000

Overall Satisfaction with the Program



Satisfaction with Sask Polytech

Satisfied with the decision to attend Saskpolytech	Recommend program to others	Recommend Saskpolytech to others
100%	83%	100%

Satisfaction with Campus Facilities & Services

% Satisfied % Dissatisfied % Not sure

Campus facilities



Campus activities



Instruction delivered



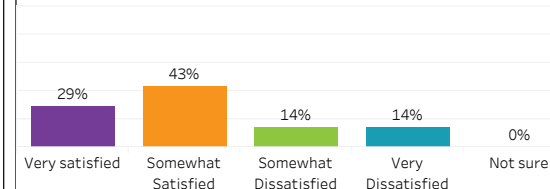
Student support services



Educational experience

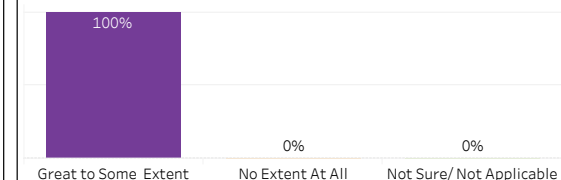


Relevance of Program to the Field of Employment

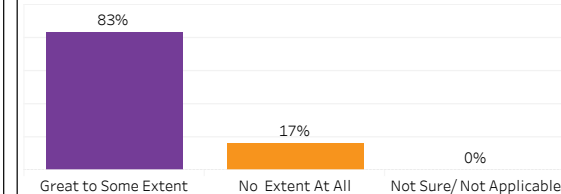


Program Benefits

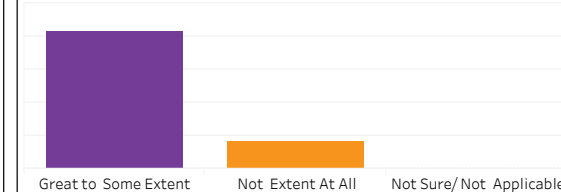
Skills and knowledge relevant in the workplace



Improved earning potential




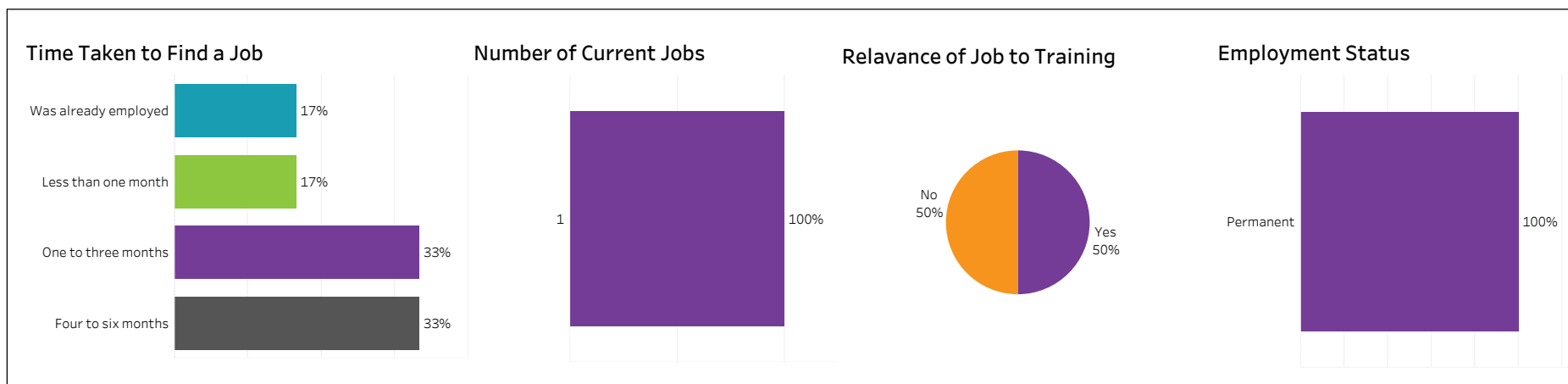
Improved employment opportunities





2016-17 Graduate Follow-up Survey:
Survey Summary (2/2)
 Saskatoon, Mining, Energy & Manufacturing, Electronic
 Systems Engineering, DIP, Base

Number of Respondents: **7**

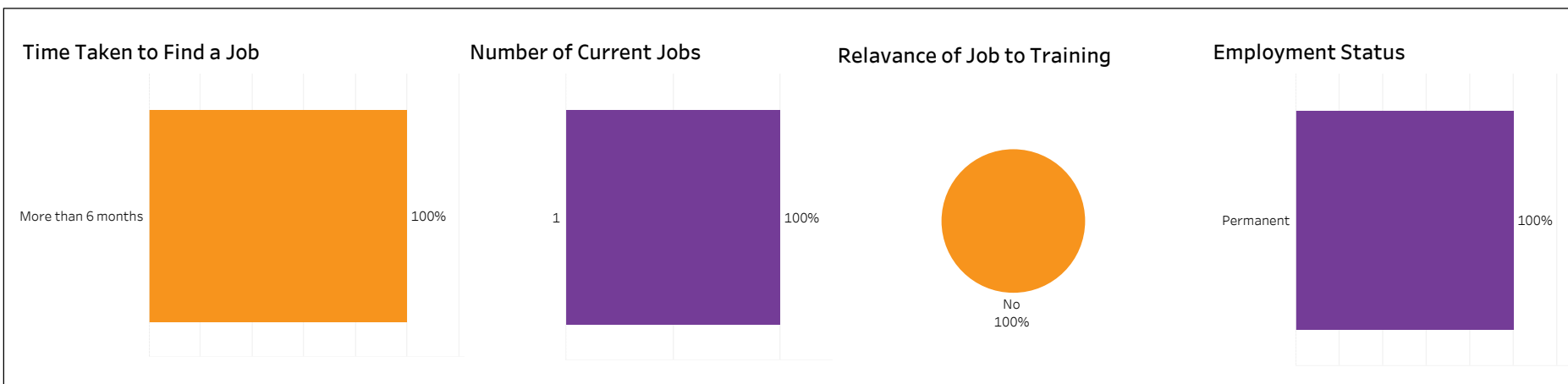


Institutional Research and Analysis (IR & A)




2016-17 Graduate Follow-up Survey:
Survey Summary (2/2)
Saskatoon, Mining, Energy & Manufacturing, Electronics
Technician, CERT, Base

Number of Respondents: 1



Looking for
Employment





2016-17 Graduate Follow-up Survey: Survey Summary (1/2)

Moose Jaw, Mining, Energy & Manufacturing, Engineering Design
and Drafting Technology,
DIPC, Base

Gender
☒ Female
☒ Gender Unknown
☒ Male

Citizenship
☒ Canadian
☒ Citizenship Unknown
☒ Permanent Resident
☒ Student Visa

Indigenous
☒ Indigenous
☒ Non-Indigenous

Number of Respondents: **7**

Overall Employment

Available Workforce	# of Grads Employed	Employment Rate	# of Full-time Grads	Full-time Employment Rate
7	6	86%	5	71%

Training Related Employment

Available Workforce	# of Training Related Grads	Employment Rate	# of Full-time Grads	Full-time Employment Rate
7	5	71%	5	71%

Location of Employment

Saskatoon	Regina	Moose Jaw	Prince Albert	Elsewhere in Sask	Outside Sask
33%	50%	0%	17%	0%	0%

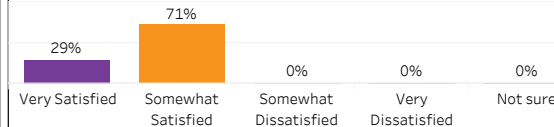
Average Salary

Overall	\$43,604
Full-time Training Related	\$46,212

Salary by Location

	Overall	Full-time Training Related
Saskatoon	36,082	41,600
Regina	46,167	46,167
Prince Albert	50,960	50,960

Overall Satisfaction with the Program




Satisfaction with Sask Polytech

Satisfied with the decision to attend Saskpolytech	Recommend program to others	Recommend Saskpolytech to others
86%	86%	100%

Satisfaction with Campus Facilities & Services

% Satisfied % Dissatisfied % Not sure

Campus facilities



Campus activities



Instruction delivered



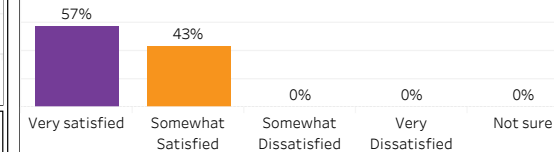
Student support services



Educational experience

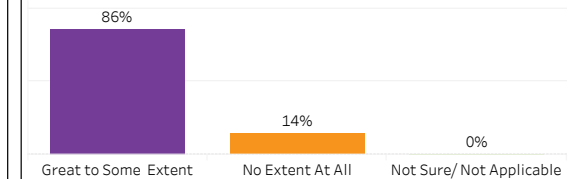


Relevance of Program to the Field of Employment

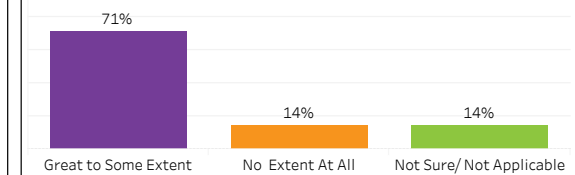


Program Benefits

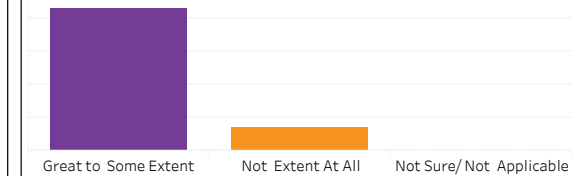
Skills and knowledge relevant in the workplace



Improved earning potential




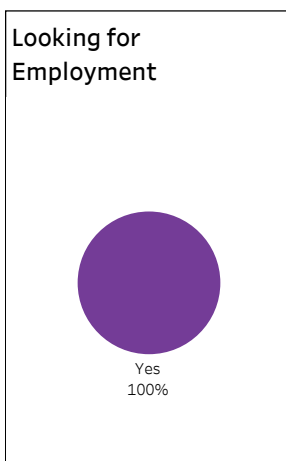
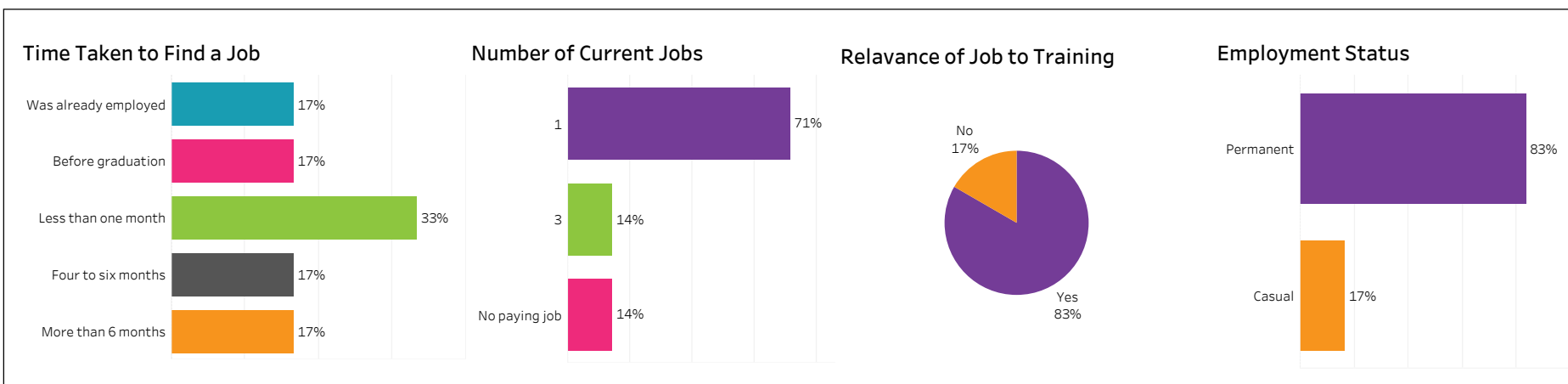
Improved employment opportunities





**2016-17 Graduate Follow-up Survey:
Survey Summary (2/2)**
Moose Jaw, Mining, Energy & Manufacturing, Engineering
Design and Drafting Technology, DIPC, Base

Number of Respondents: 7





2016-17 Graduate Follow-up Survey: Survey Summary (1/2)

Saskatoon, Mining, Energy & Manufacturing, Fabricator - Welder, CERT, Base

Gender
☒ Female
☒ Gender Unknown
☒ Male

Citizenship
☒ Canadian
☒ Citizenship Unknown
☒ Permanent Resident
☒ Student Visa

Indigenous
☒ Indigenous
☒ Non-Indigenous

Number of Respondents: **5**

Overall Employment

Available Workforce	# of Grads Employed	Employment Rate	# of Full-time Grads	Full-time Employment Rate
5	5	100%	5	100%

Training Related Employment

Available Workforce	# of Training Related Grads	Employment Rate	# of Full-time Grads	Full-time Employment Rate
5	3	60%	3	60%

Location of Employment

Saskatoon	Regina	Moose Jaw	Prince Albert	Elsewhere in Sask	Outside Sask
40%	0%	0%	20%	40%	0%

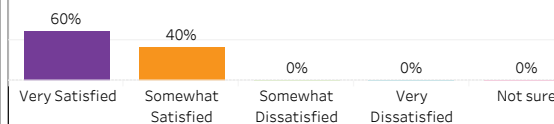
Average Salary

Overall	\$39,100
Full-time Training Related	\$44,760

Salary by Location

	Overall	Full-time Training Related
Saskatoon	22,880	
Prince Albert	50,000	50,000
Elsewhere in SK	41,760	39,520

Overall Satisfaction with the Program



Satisfaction with Sask Polytech

Satisfied with the decision to attend Saskpolytech	Recommend program to others	Recommend Saskpolytech to others
100%	100%	100%

Satisfaction with Campus Facilities & Services

% Satisfied % Dissatisfied % Not sure

Campus facilities



Campus activities



Instruction delivered



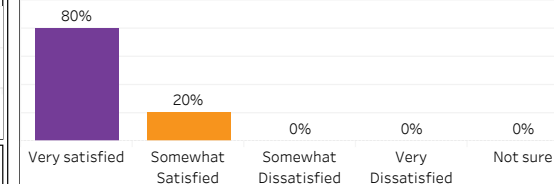
Student support services



Educational experience

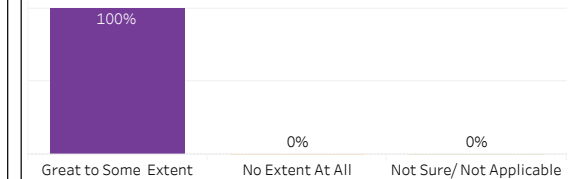


Relevance of Program to the Field of Employment

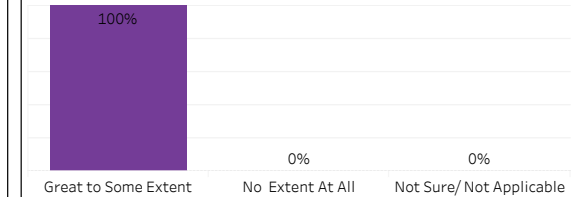


Program Benefits

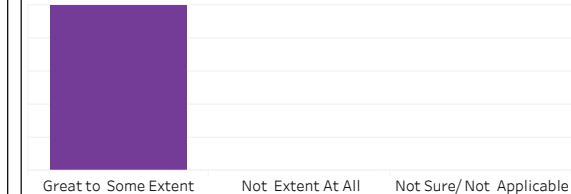
Skills and knowledge relevant in the workplace



Improved earning potential




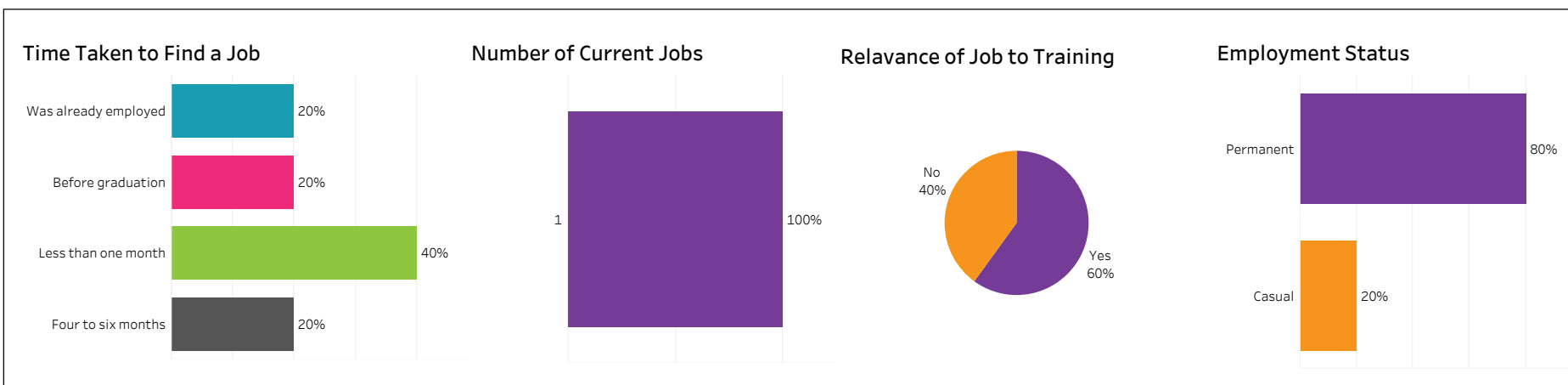
Improved employment opportunities





2016-17 Graduate Follow-up Survey: Survey Summary (2/2) Saskatoon, Mining, Energy & Manufacturing, Fabricator - Welder, CERT, Base

Number of Respondents: 5





**2016-17 Graduate Follow-up Survey:
Survey Summary (1/2)**
**Moose Jaw, Mining, Energy & Manufacturing, Geomatics and
Surveying Engineering Technology,
DIPC, Base**

Gender
☒ Female
☒ Gender Unknown
☒ Male

Citizenship
☒ Canadian
☒ Citizenship Unknown
☒ Permanent Resident
☒ Student Visa

Indigenous
☒ Indigenous
☒ Non-Indigenous

Number of Respondents: **8**

Overall Employment

Available Workforce	# of Grads Employed	Employment Rate	# of Full-time Grads	Full-time Employment Rate
8	8	100%	8	100%

Training Related Employment

Available Workforce	# of Training Related Grads	Employment Rate	# of Full-time Grads	Full-time Employment Rate
8	8	100%	8	100%

Location of Employment

Saskatoon	Regina	Moose Jaw	Prince Albert	Elsewhere in Sask	Outside Sask
13%	25%	0%	13%	0%	50%

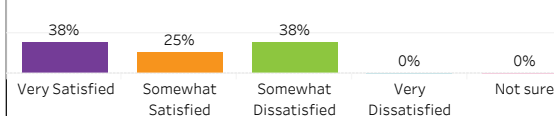
Average Salary

Overall	\$54,804
Full-time Training Related	\$54,804

Salary by Location

	Overall	Full-time Training Related
Saskatoon		
Regina	61,000	61,000
Prince Albert	50,000	50,000
Alberta	52,000	52,000
Manitoba		
Ontario	39,520	39,520
Outside of Canada	71,500	71,500

Overall Satisfaction with the Program




Satisfaction with Sask Polytech

Satisfied with the decision to attend Saskpolytech	Recommend program to others	Recommend Saskpolytech to others
75%	75%	75%

Satisfaction with Campus Facilities & Services

■ % Satisfied ■ % Dissatisfied ■ % Not sure

Campus facilities



Campus activities



Instruction delivered



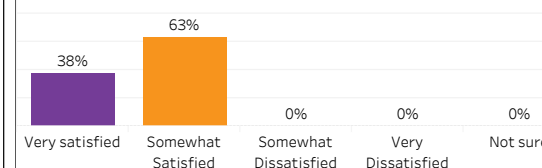
Student support services



Educational experience

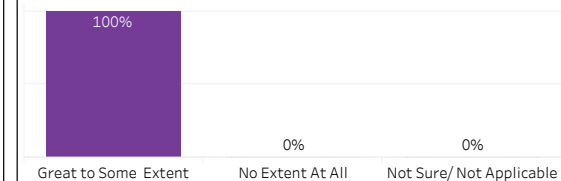


Relevance of Program to the Field of Employment

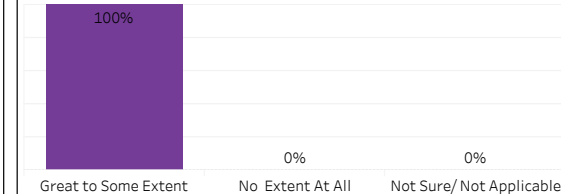


Program Benefits

Skills and knowledge relevant in the workplace



Improved earning potential



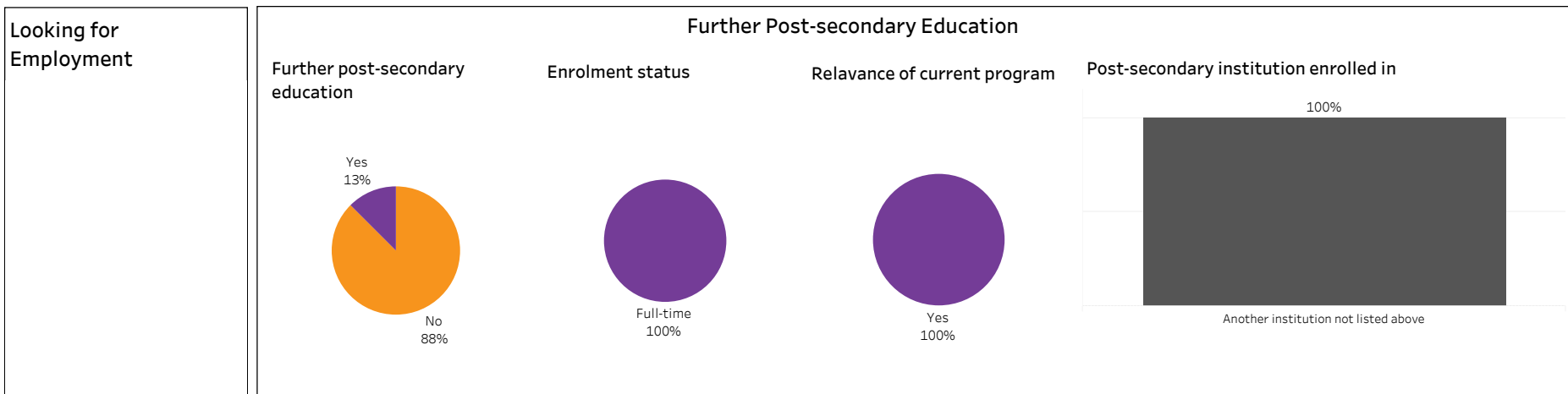
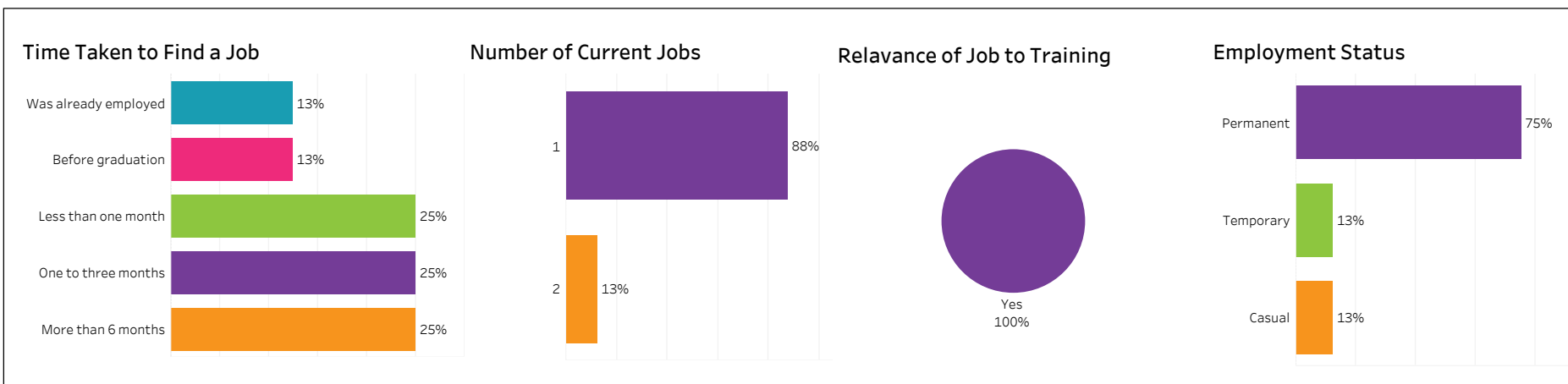
Improved employment opportunities





2016-17 Graduate Follow-up Survey: Survey Summary (2/2) Moose Jaw, Mining, Energy & Manufacturing, Geomatics and Surveying Engineering Technology, DIPIC, Base

Number of Respondents: 8



Institutional Research and Analysis (IR & A)



2016-17 Graduate Follow-up Survey: Survey Summary (1/2)

Saskatoon, Mining, Energy & Manufacturing, Industrial Mechanics,
APCERT, Con Ed - Brokered

Gender
☒ Female
☒ Gender Unknown
☒ Male

Citizenship
☒ Canadian
☒ Citizenship Unknown
☒ Permanent Resident
☒ Student Visa

Indigenous
☒ Indigenous
☒ Non-Indigenous

Number of Respondents: **13**

Overall Employment

Available Workforce	# of Grads Employed	Employment Rate	# of Full-time Grads	Full-time Employment Rate
13	11	85%	11	85%

Training Related Employment

Available Workforce	# of Training Related Grads	Employment Rate	# of Full-time Grads	Full-time Employment Rate
13	8	62%	8	62%

Location of Employment

Saskatoon	Regina	Moose Jaw	Prince Albert	Elsewhere in Sask	Outside Sask
27%	9%	0%	9%	36%	18%

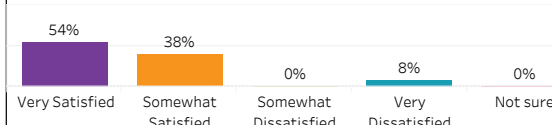
Average Salary

Overall	\$48,692
Full-time Training Related	\$47,173

Salary by Location

	Overall	Full-time Training Related
Saskatoon	38,480	38,480
Regina	27,040	27,040
Prince Albert	23,296	
Elsewhere in SK	59,680	59,680
Alberta	83,200	
Elsewhere in Canada		

Overall Satisfaction with the Program



Satisfaction with Sask Polytech

Satisfied with the decision to attend Saskpolytech	Recommend program to others	Recommend Saskpolytech to others
77%	100%	92%

Satisfaction with Campus Facilities & Services

% Satisfied % Dissatisfied % Not sure

Campus facilities



Campus activities



Instruction delivered



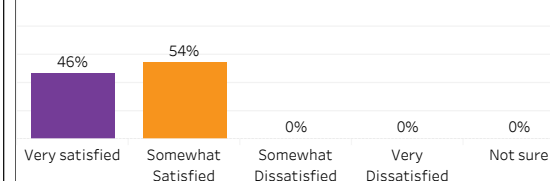
Student support services



Educational experience

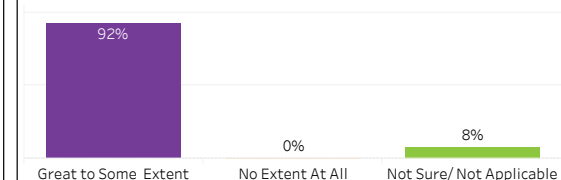


Relevance of Program to the Field of Employment

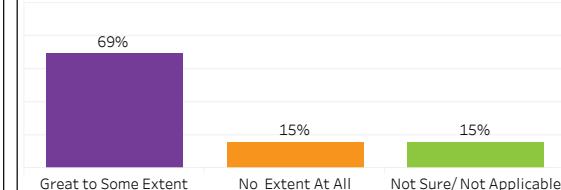


Program Benefits

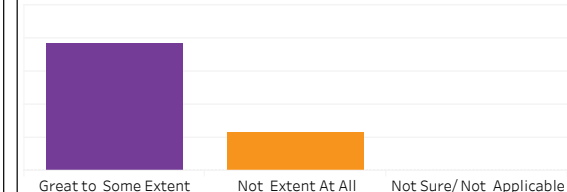
Skills and knowledge relevant in the workplace



Improved earning potential



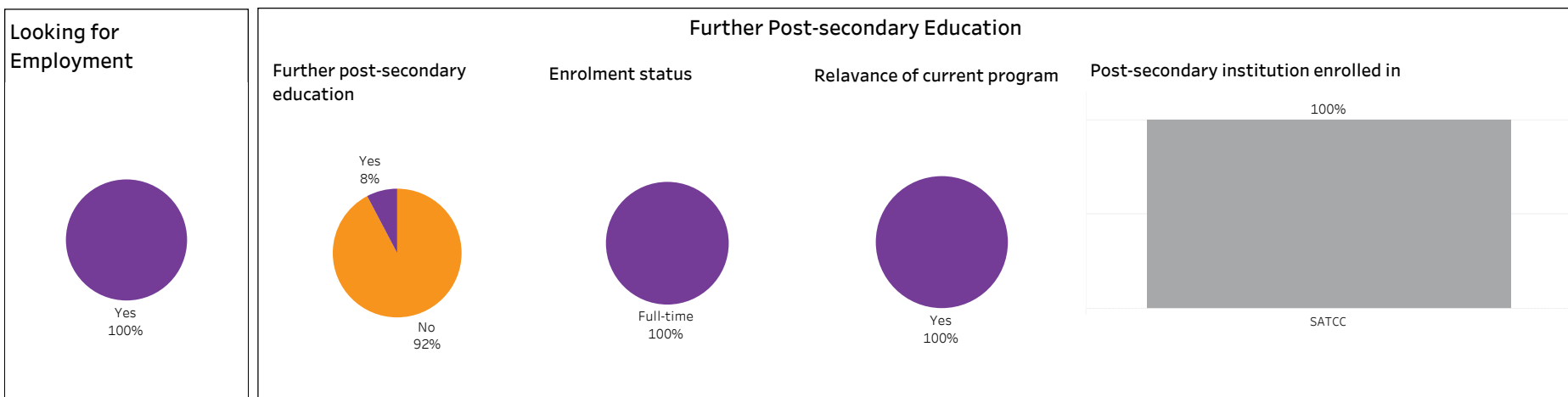
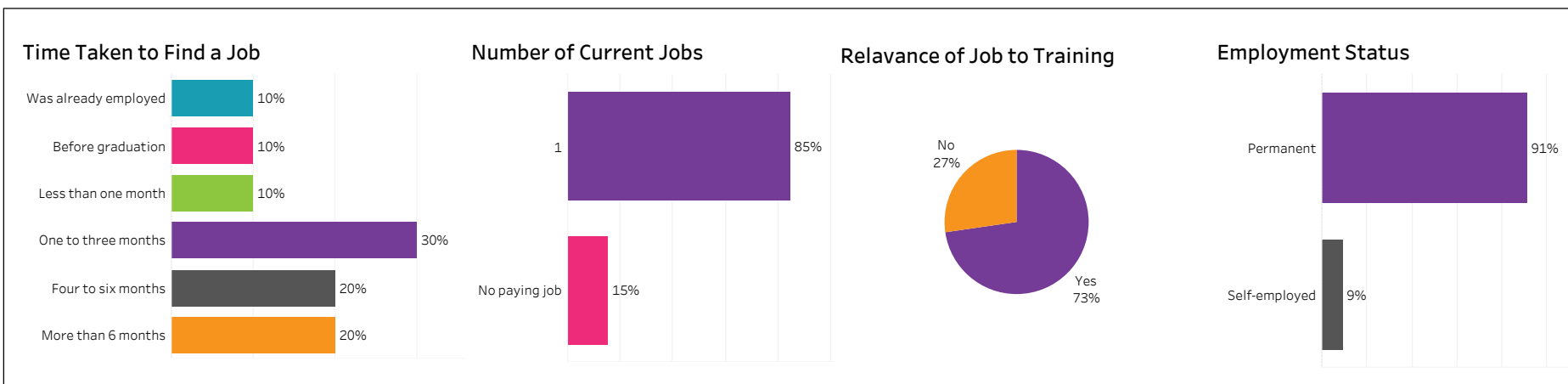
Improved employment opportunities





2016-17 Graduate Follow-up Survey: Survey Summary (2/2) Saskatoon, Mining, Energy & Manufacturing, Industrial Mechanics, APCERT, Con Ed - Brokered

Number of Respondents: 13



Institutional Research and Analysis (IR & A)



2016-17 Graduate Follow-up Survey: Survey Summary (1/2)

Saskatoon, Mining, Energy & Manufacturing, Industrial Mechanics,
APCERT, Con Ed - Sask Poly Delivered

Gender
☒ Female
☒ Gender Unknown
☒ Male

Citizenship
☒ Canadian
☒ Citizenship Unknown
☒ Permanent Resident
☒ Student Visa

Indigenous
☒ Indigenous
☒ Non-Indigenous

Number of Respondents: 2

Overall Employment

Available Workforce	# of Grads Employed	Employment Rate	# of Full-time Grads	Full-time Employment Rate
1	1	100%	1	100%

Training Related Employment

Available Workforce	# of Training Related Grads	Employment Rate	# of Full-time Grads	Full-time Employment Rate
1	1	100%	1	100%

Location of Employment

Saskatoon	Regina	Moose Jaw	Prince Albert	Elsewhere in Sask	Outside Sask
100%	0%	0%	0%	0%	0%

Average Salary

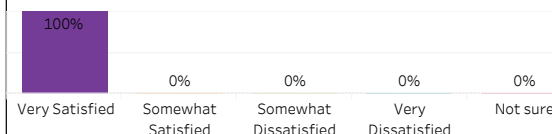
Overall	Full-time Training Related

Salary by Location

Overall	Full-time Training Related

Saskatoon

Overall Satisfaction with the Program



Satisfaction with Sask Polytech

Satisfied with the decision to attend Saskpolytech	Recommend program to others	Recommend Saskpolytech to others
100%	100%	100%

Satisfaction with Campus Facilities & Services

% Satisfied % Dissatisfied % Not sure

Campus facilities



Campus activities



Instruction delivered



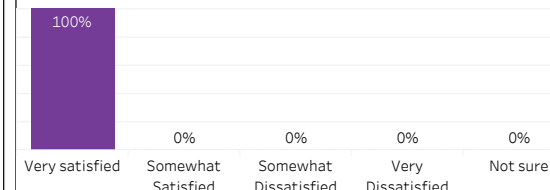
Student support services



Educational experience

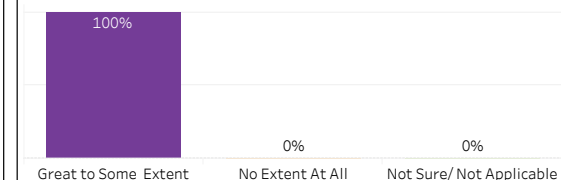


Relevance of Program to the Field of Employment

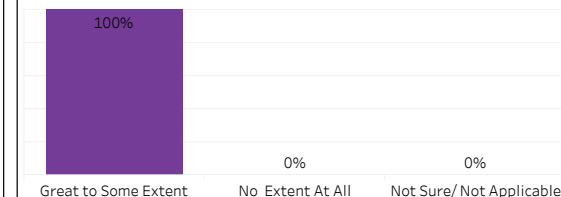


Program Benefits

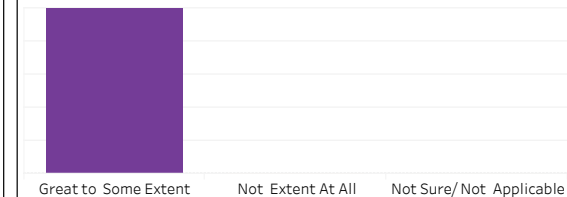
Skills and knowledge relevant in the workplace



Improved earning potential

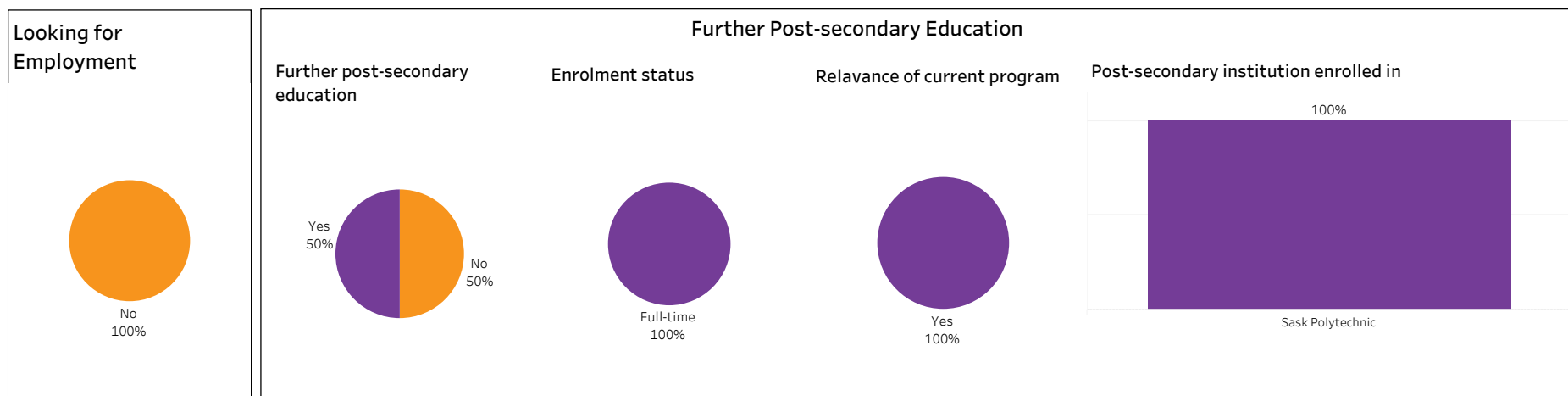
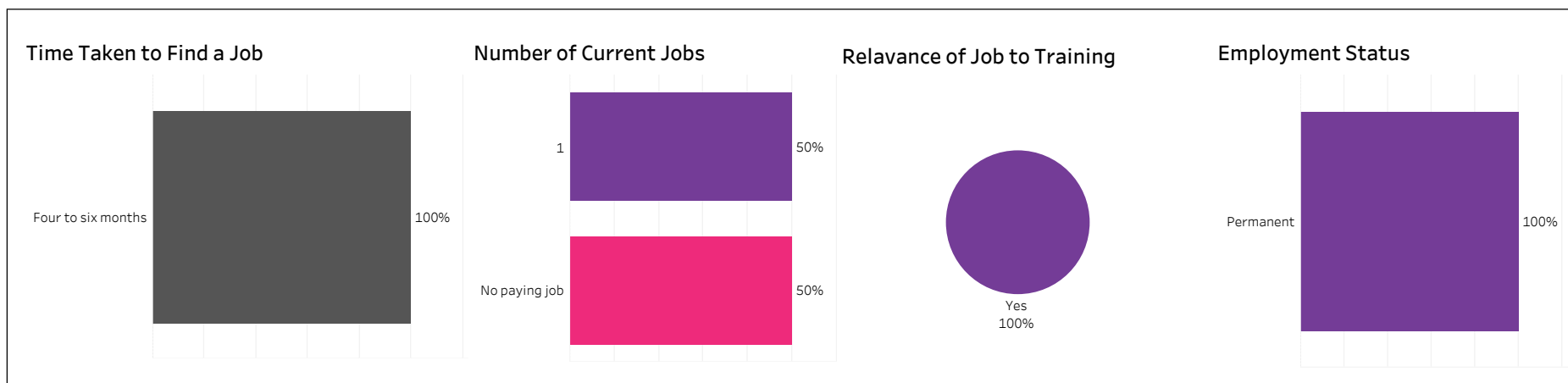


Improved employment opportunities



**2016-17 Graduate Follow-up Survey:
Survey Summary (2/2)**
Saskatoon, Mining, Energy & Manufacturing, Industrial
Mechanics, APCERT, Con Ed - Sask Poly Delivered

Number of Respondents: 2



Institutional Research and Analysis (IR & A)



**2016-17 Graduate Follow-up Survey:
Survey Summary (1/2)**
**Prince Albert, Mining, Energy & Manufacturing, Industrial
Mechanics,
CERT, Base**

Gender
☒ Female
☒ Gender Unknown
☒ Male

Citizenship
☒ Canadian
☒ Citizenship Unknown
☒ Permanent Resident
☒ Student Visa

Indigenous
☒ Indigenous
☒ Non-Indigenous

Number of Respondents: **8**

Overall Employment

Available Workforce	# of Grads Employed	Employment Rate	# of Full-time Grads	Full-time Employment Rate
8	6	75%	5	63%

Training Related Employment

Available Workforce	# of Training Related Grads	Employment Rate	# of Full-time Grads	Full-time Employment Rate
8	5	63%	5	63%

Location of Employment

Saskatoon	Regina	Moose Jaw	Prince Albert	Elsewhere in Sask	Outside Sask
17%	33%	0%	17%	33%	0%

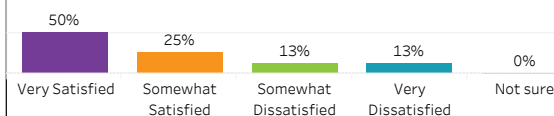
Average Salary

Overall	\$47,166
Full-time Training Related	\$55,422

Salary by Location

	Overall	Full-time Training Related
Saskatoon	14,144	
Regina	43,524	43,524
Prince Albert		
Elsewhere in SK	67,320	67,320

Overall Satisfaction with the Program



Satisfaction with Sask Polytech

Satisfied with the decision to attend Saskpolytech	Recommend program to others	Recommend Saskpolytech to others
88%	88%	88%

Satisfaction with Campus Facilities & Services

☒ % Satisfied
 ☒ % Dissatisfied
 ☒ % Not sure

Campus facilities



Campus activities



Instruction delivered



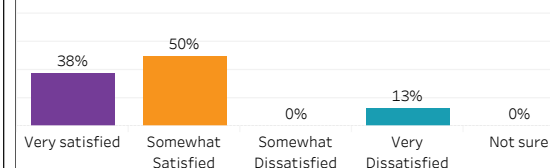
Student support services



Educational experience

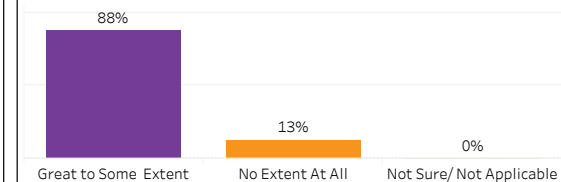


Relevance of Program to the Field of Employment

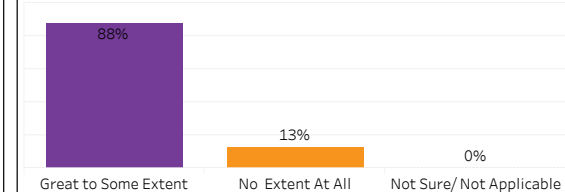


Program Benefits

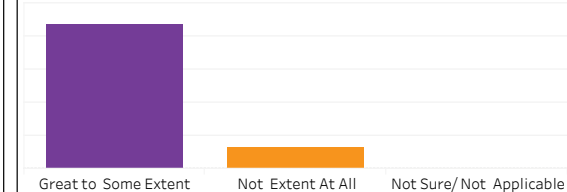
Skills and knowledge relevant in the workplace



Improved earning potential




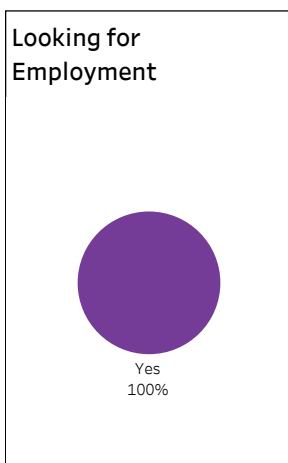
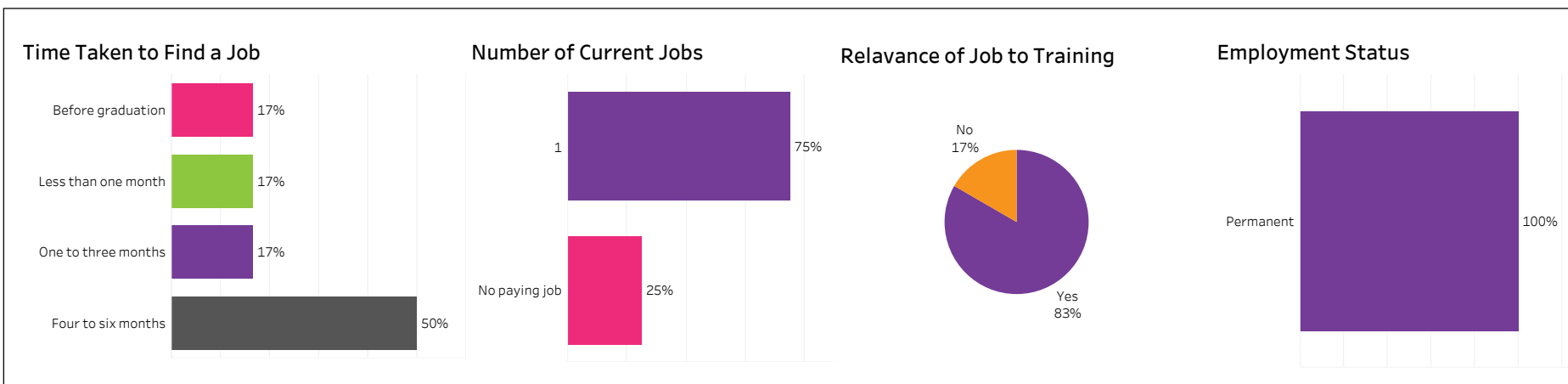
Improved employment opportunities





2016-17 Graduate Follow-up Survey:
Survey Summary (2/2)
Prince Albert, Mining, Energy & Manufacturing, Industrial
Mechanics, CERT, Base

Number of Respondents: 8





2016-17 Graduate Follow-up Survey: Survey Summary (1/2)

Saskatoon, Mining, Energy & Manufacturing, Industrial Mechanics,
CERT, Base

Gender
☒ Female
☒ Gender Unknown
☒ Male

Citizenship
☒ Canadian
☒ Citizenship Unknown
☒ Permanent Resident
☒ Student Visa

Indigenous
☒ Indigenous
☒ Non-Indigenous

Number of Respondents: 15

Overall Employment

Available Workforce	# of Grads Employed	Employment Rate	# of Full-time Grads	Full-time Employment Rate
15	14	93%	13	87%

Training Related Employment

Available Workforce	# of Training Related Grads	Employment Rate	# of Full-time Grads	Full-time Employment Rate
15	12	80%	12	80%

Location of Employment

Saskatoon	Regina	Moose Jaw	Prince Albert	Elsewhere in Sask	Outside Sask
69%	15%	0%	0%	15%	0%

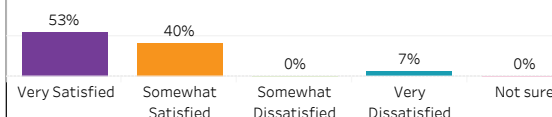
Average Salary

Overall	\$43,943
Full-time Training Related	\$45,737

Salary by Location

	Overall	Full-time Training Related
Saskatoon	43,011	45,847
Regina	39,520	39,520
Elsewhere in SK	51,625	51,625

Overall Satisfaction with the Program



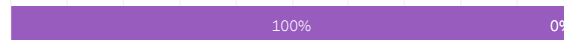
Satisfaction with Sask Polytech

Satisfied with the decision to attend Saskpolytech	Recommend program to others	Recommend Saskpolytech to others
100%	93%	100%

Satisfaction with Campus Facilities & Services

% Satisfied % Dissatisfied % Not sure

Campus facilities




Campus activities



Instruction delivered



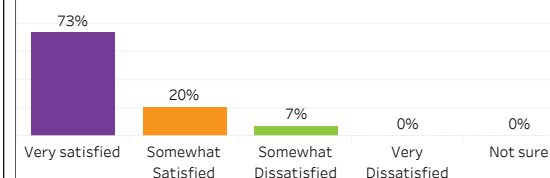
Student support services



Educational experience

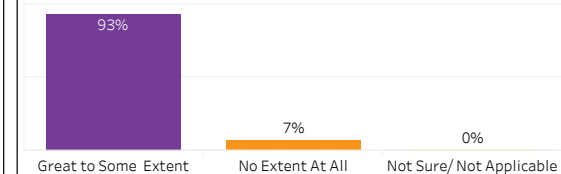


Relevance of Program to the Field of Employment

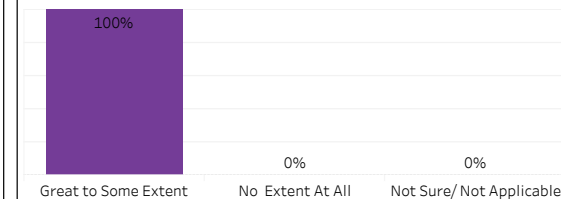


Program Benefits

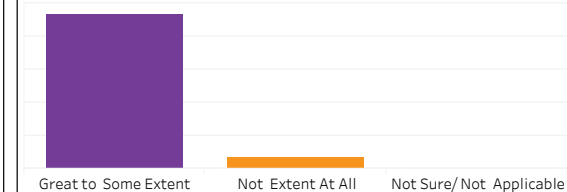
Skills and knowledge relevant in the workplace



Improved earning potential



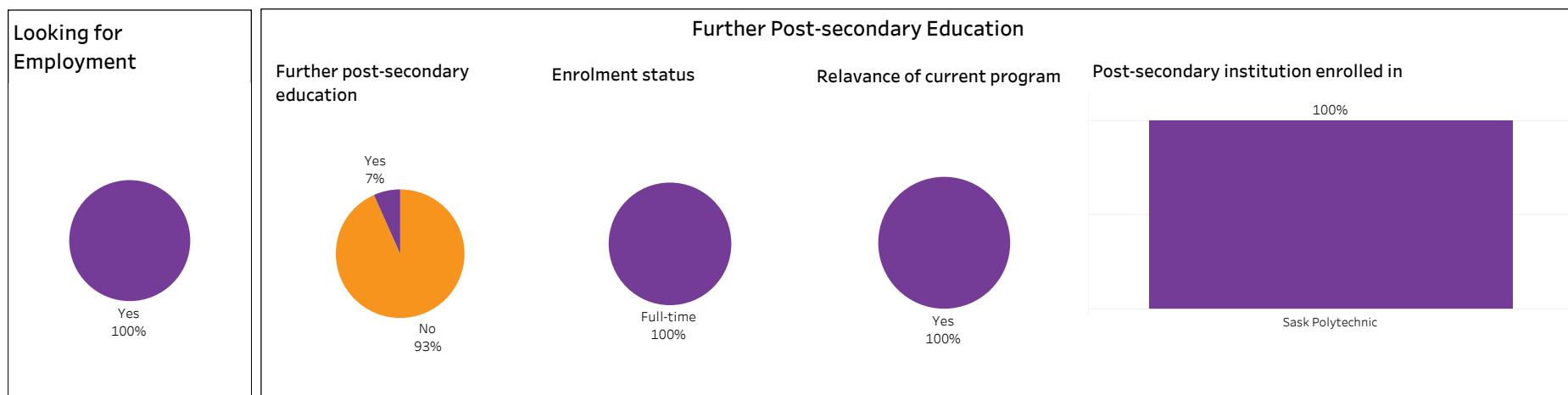
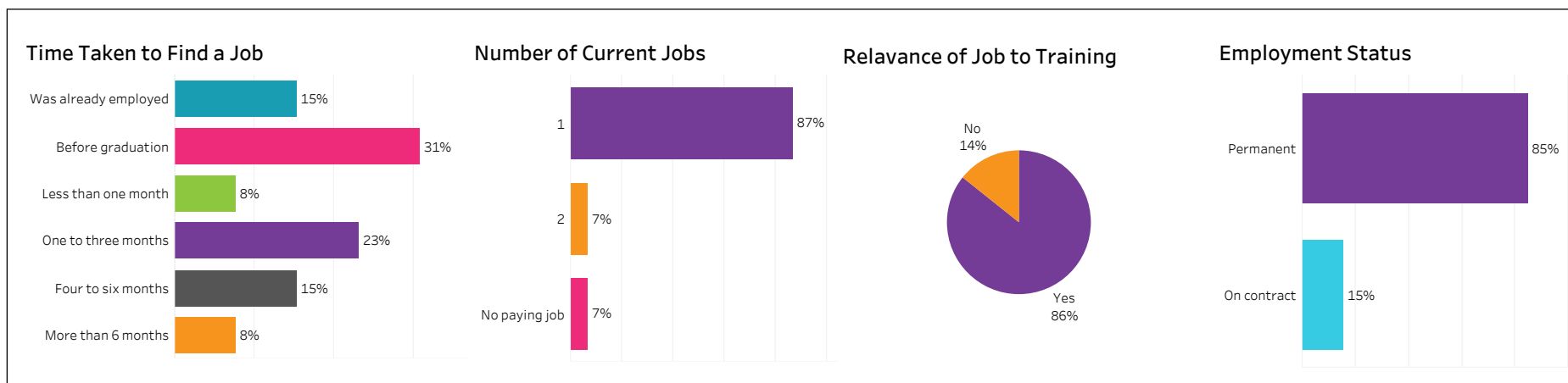
Improved employment opportunities



2016-17 Graduate Follow-up Survey: Survey Summary (2/2)

Saskatoon, Mining, Energy & Manufacturing, Industrial Mechanics, CERT, Base

Number of Respondents: 15





2016-17 Graduate Follow-up Survey: Survey Summary (1/2)

Moose Jaw, Mining, Energy & Manufacturing, Instrumentation
Engineering,
DIPC, Base

Gender
☒ Female
☒ Gender Unknown
☒ Male

Citizenship
☒ Canadian
☒ Citizenship Unknown
☒ Permanent Resident
☒ Student Visa

Indigenous
☒ Indigenous
☒ Non-Indigenous

Number of Respondents: **13**

Overall Employment

Available Workforce	# of Grads Employed	Employment Rate	# of Full-time Grads	Full-time Employment Rate
13	10	77%	10	77%

Training Related Employment

Available Workforce	# of Training Related Grads	Employment Rate	# of Full-time Grads	Full-time Employment Rate
13	7	54%	7	54%

Location of Employment

Saskatoon	Regina	Moose Jaw	Prince Albert	Elsewhere in Sask	Outside Sask
44%	11%	0%	11%	11%	22%

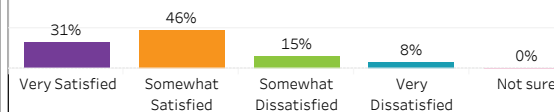
Average Salary

Overall	\$65,585
Full-time Training Related	\$62,813

Salary by Location

	Overall	Full-time Training Related
Saskatoon	68,700	63,500
Regina	60,000	60,000
Prince Albert		
Elsewhere in SK	54,080	54,080
Alberta	67,900	67,900

Overall Satisfaction with the Program



Satisfaction with Sask Polytech

Satisfied with the decision to attend Saskpolytech	Recommend program to others	Recommend Saskpolytech to others
85%	69%	92%

Satisfaction with Campus Facilities & Services

■ % Satisfied ■ % Dissatisfied ■ % Not sure

Campus facilities



Campus activities



Instruction delivered



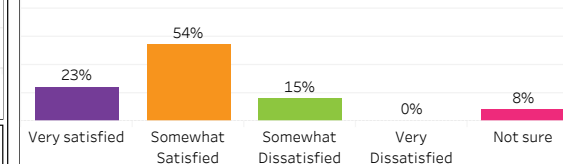
Student support services



Educational experience

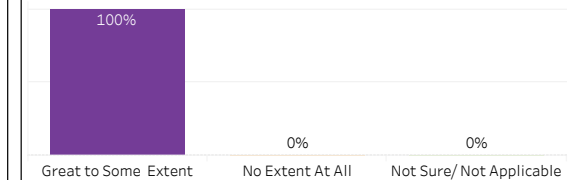


Relevance of Program to the Field of Employment

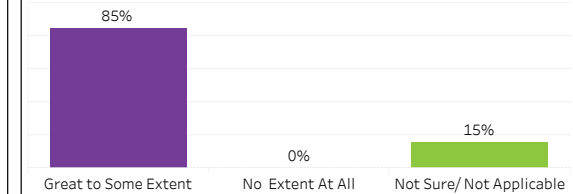


Program Benefits

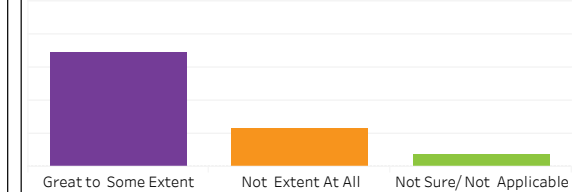
Skills and knowledge relevant in the workplace



Improved earning potential

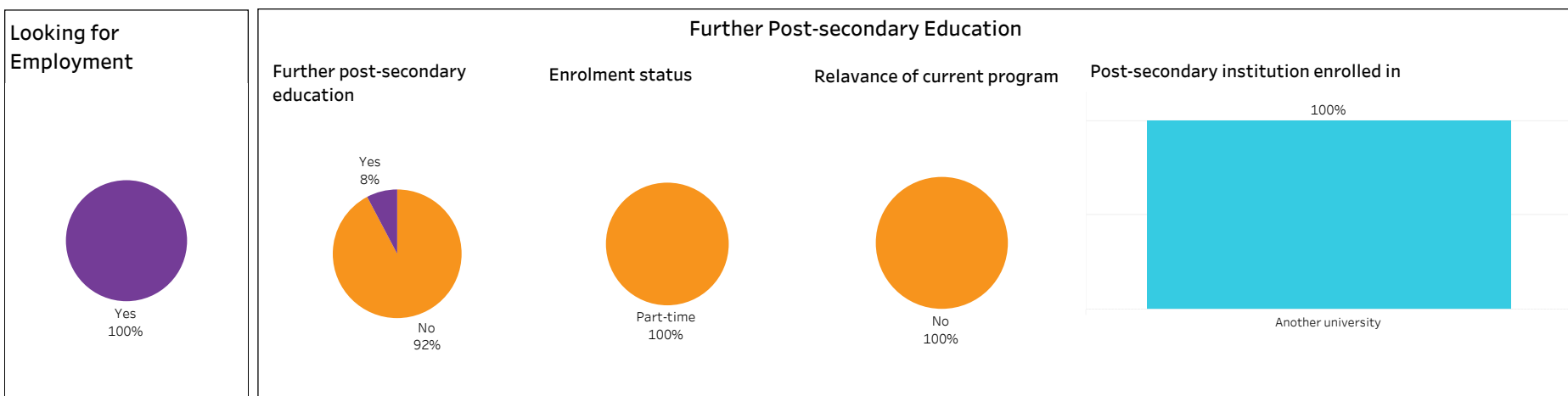
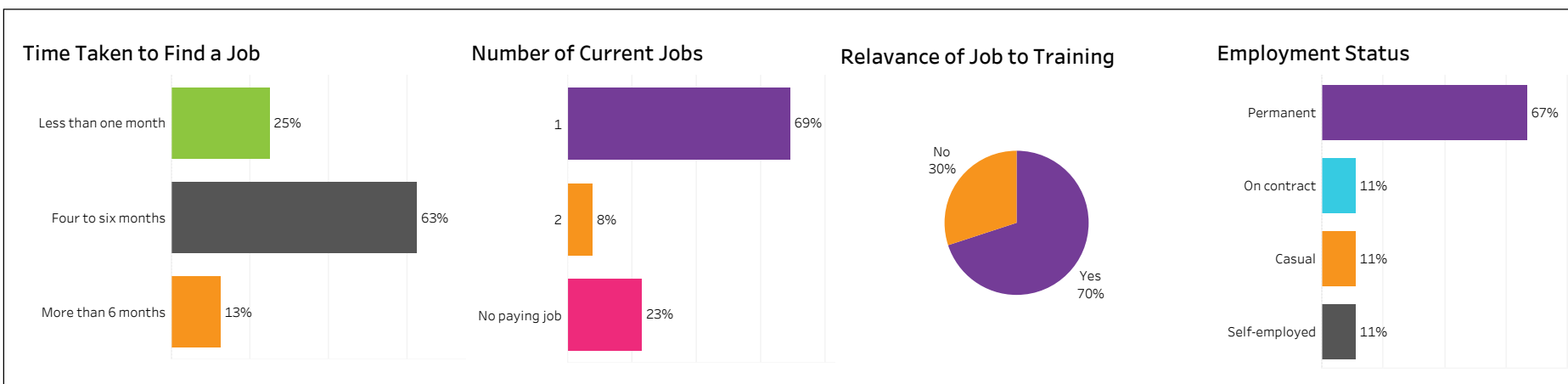


Improved employment opportunities



**2016-17 Graduate Follow-up Survey:
Survey Summary (2/2)**
Moose Jaw, Mining, Energy & Manufacturing, Instrumentation
Engineering, DIPC, Base

Number of Respondents: **13**





2016-17 Graduate Follow-up Survey: Survey Summary (1/2) Regina, Mining, Energy & Manufacturing, Machinist, CERT, Base

Gender
☒ Female
☒ Gender Unknown
☒ Male

Citizenship
☒ Canadian
☒ Citizenship Unknown
☒ Permanent Resident
☒ Student Visa

Indigenous
☒ Indigenous
☒ Non-Indigenous

Number of Respondents: **13**

Overall Employment

Available Workforce	# of Grads Employed	Employment Rate	# of Full-time Grads	Full-time Employment Rate
13	12	92%	11	85%

Training Related Employment

Available Workforce	# of Training Related Grads	Employment Rate	# of Full-time Grads	Full-time Employment Rate
13	10	77%	10	77%

Location of Employment

Saskatoon	Regina	Moose Jaw	Prince Albert	Elsewhere in Sask	Outside Sask
8%	33%	8%	0%	50%	0%

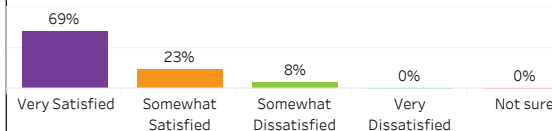
Average Salary

Overall	\$39,273
Full-time Training Related	\$41,472

Salary by Location

	Overall	Full-time Training Related
Saskatoon	29,120	29,120
Regina	39,640	36,907
Moose Jaw		
Elsewhere in SK	40,721	46,681

Overall Satisfaction with the Program



Satisfaction with Sask Polytech

Satisfied with the decision to attend Saskpolytech	Recommend program to others	Recommend Saskpolytech to others
100%	92%	100%

Satisfaction with Campus Facilities & Services

% Satisfied % Dissatisfied % Not sure

Campus facilities



Campus activities



Instruction delivered



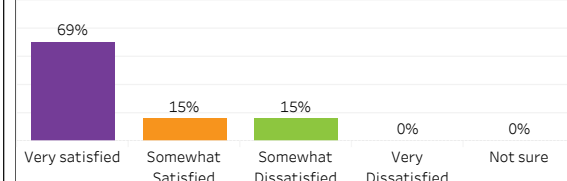
Student support services



Educational experience

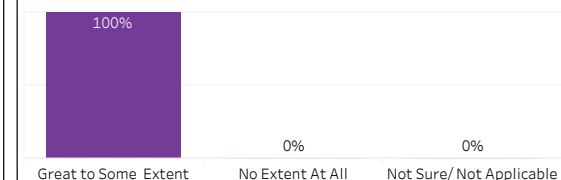


Relevance of Program to the Field of Employment

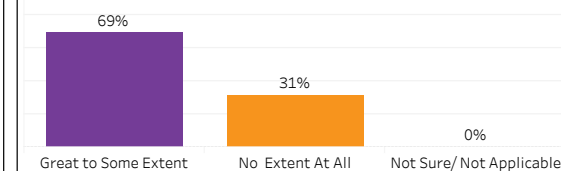


Program Benefits

Skills and knowledge relevant in the workplace



Improved earning potential




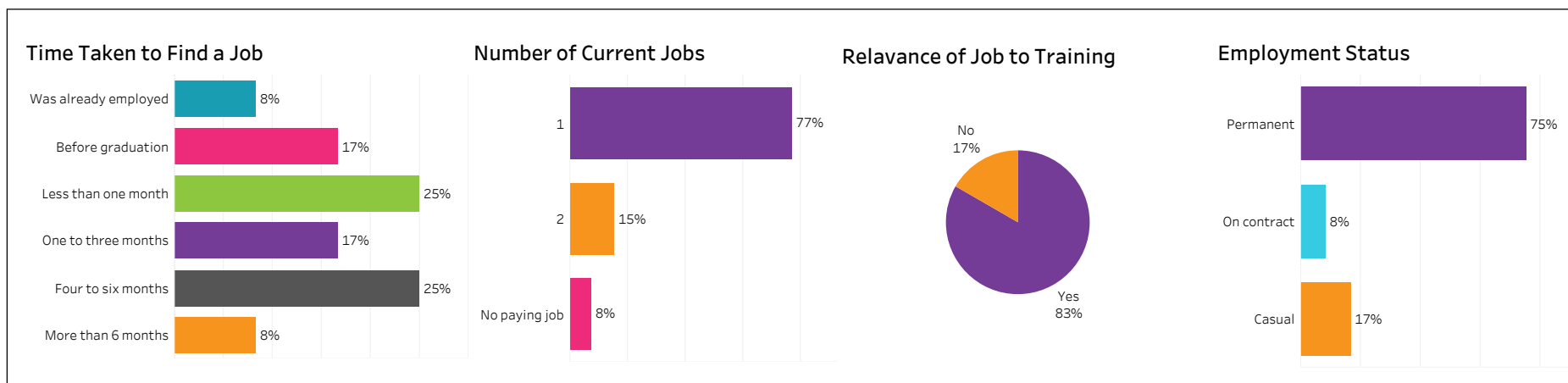
Improved employment opportunities



2016-17 Graduate Follow-up Survey: Survey Summary (2/2)

Regina, Mining, Energy & Manufacturing, Machinist, CERT, Base

Number of Respondents: 13





2016-17 Graduate Follow-up Survey: Survey Summary (1/2)

Saskatoon, Mining, Energy & Manufacturing, Machinist, CERT, Base

Gender
☒ Female
☒ Gender Unknown
☒ Male

Citizenship
☒ Canadian
☒ Citizenship Unknown
☒ Permanent Resident
☒ Student Visa

Indigenous
☒ Indigenous
☒ Non-Indigenous

Number of Respondents: **13**

Overall Employment

Available Workforce	# of Grads Employed	Employment Rate	# of Full-time Grads	Full-time Employment Rate
13	12	92%	11	85%

Training Related Employment

Available Workforce	# of Training Related Grads	Employment Rate	# of Full-time Grads	Full-time Employment Rate
13	9	69%	9	69%

Location of Employment

Saskatoon	Regina	Moose Jaw	Prince Albert	Elsewhere in Sask	Outside Sask
83%	8%	0%	0%	8%	0%

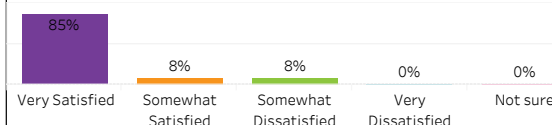
Average Salary

Overall	\$35,665
Full-time Training Related	\$39,680

Salary by Location

	Overall	Full-time Training Related
Saskatoon	38,507	40,594
Regina	33,280	33,280
Elsewhere in SK	12,480	

Overall Satisfaction with the Program



Satisfaction with Sask Polytech

Satisfied with the decision to attend Saskpolytech	Recommend program to others	Recommend Saskpolytech to others
100%	100%	100%

Satisfaction with Campus Facilities & Services

■ % Satisfied ■ % Dissatisfied ■ % Not sure

Campus facilities



Campus activities



Instruction delivered



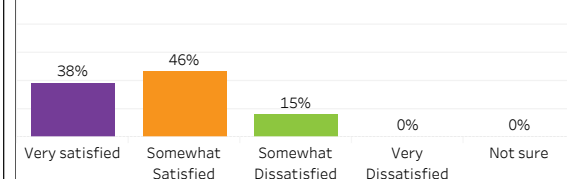
Student support services



Educational experience

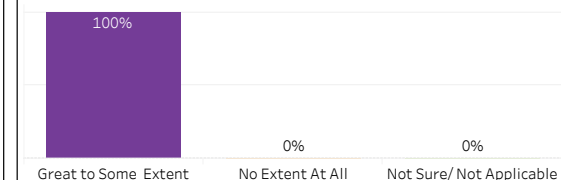


Relevance of Program to the Field of Employment

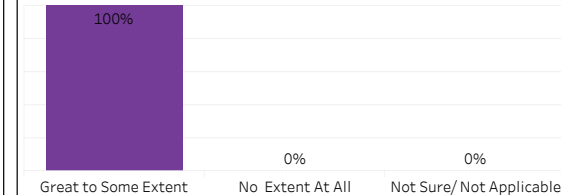


Program Benefits

Skills and knowledge relevant in the workplace



Improved earning potential



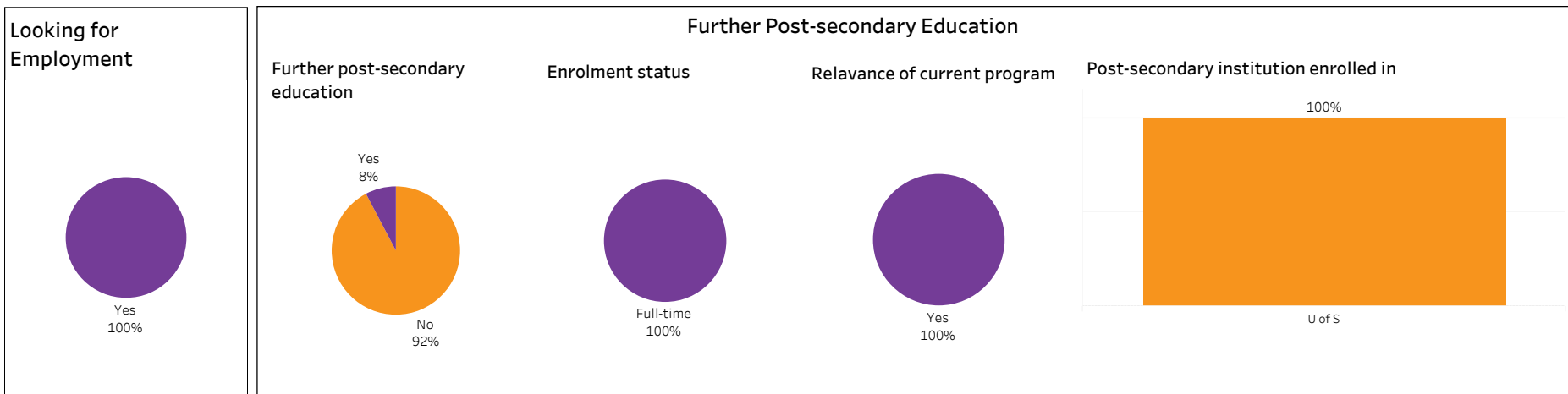
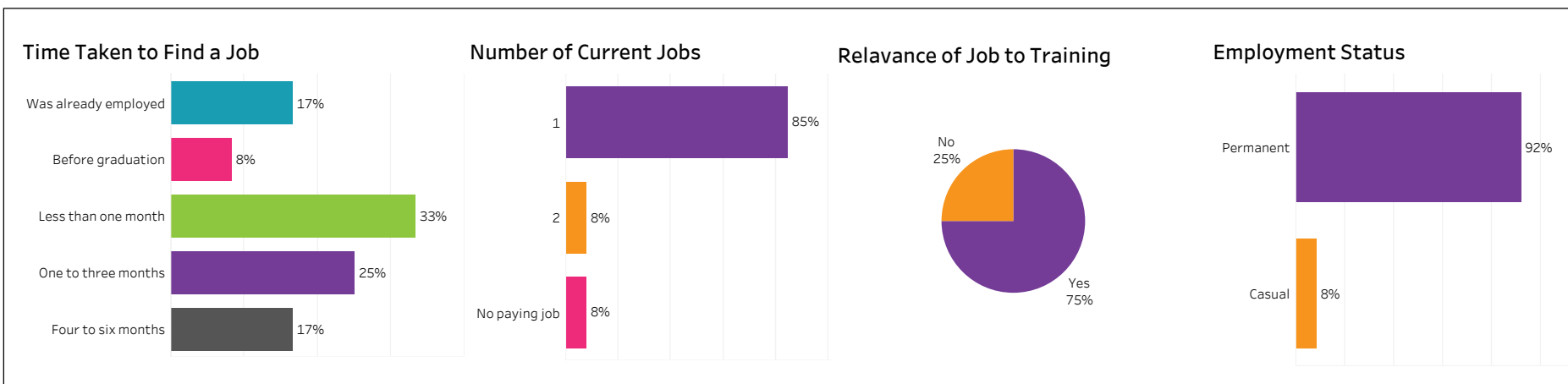
Improved employment opportunities



2016-17 Graduate Follow-up Survey: Survey Summary (2/2)

Saskatoon, Mining, Energy & Manufacturing, Machinist, CERT, Base

Number of Respondents: 13





2016-17 Graduate Follow-up Survey: Survey Summary (1/2) Saskatoon, Mining, Energy & Manufacturing, Mechanical Engineering, DIP, Base

Gender
☒ Female
☒ Gender Unknown
☒ Male

Citizenship
☒ Canadian
☒ Citizenship Unknown
☒ Permanent Resident
☒ Student Visa

Indigenous
☒ Indigenous
☒ Non-Indigenous

Number of Respondents: **13**

Overall Employment

Available Workforce	# of Grads Employed	Employment Rate	# of Full-time Grads	Full-time Employment Rate
12	11	92%	10	83%

Training Related Employment

Available Workforce	# of Training Related Grads	Employment Rate	# of Full-time Grads	Full-time Employment Rate
12	10	83%	9	75%

Location of Employment

Saskatoon	Regina	Moose Jaw	Prince Albert	Elsewhere in Sask	Outside Sask
45%	0%	9%	0%	27%	18%

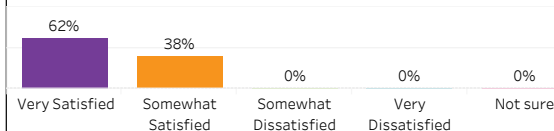
Average Salary

Overall	\$47,436
Full-time Training Related	\$48,027

Salary by Location

	Overall	Full-time Training Related
Saskatoon	46,656	47,790
Moose Jaw	35,000	35,000
Elsewhere in SK	54,133	54,133
Manitoba	43,680	43,680
Ontario		

Overall Satisfaction with the Program



Satisfaction with Sask Polytech

Satisfied with the decision to attend Saskpolytech	Recommend program to others	Recommend Saskpolytech to others
100%	92%	100%

Satisfaction with Campus Facilities & Services

% Satisfied % Dissatisfied % Not sure

Campus facilities



Campus activities



Instruction delivered



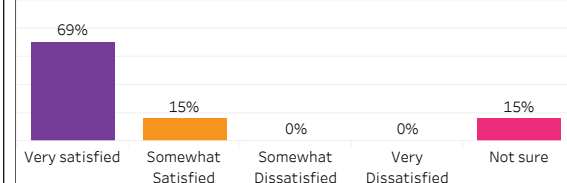
Student support services



Educational experience

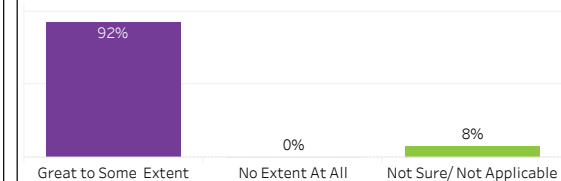


Relevance of Program to the Field of Employment

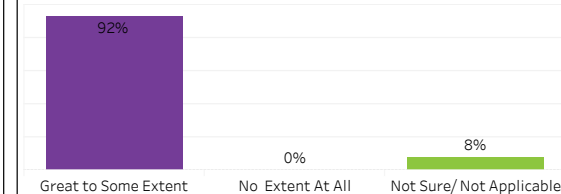


Program Benefits

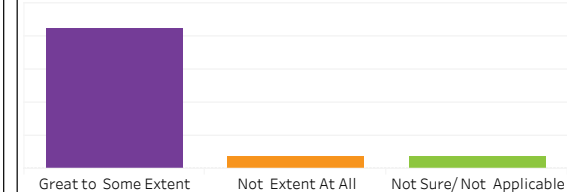
Skills and knowledge relevant in the workplace



Improved earning potential



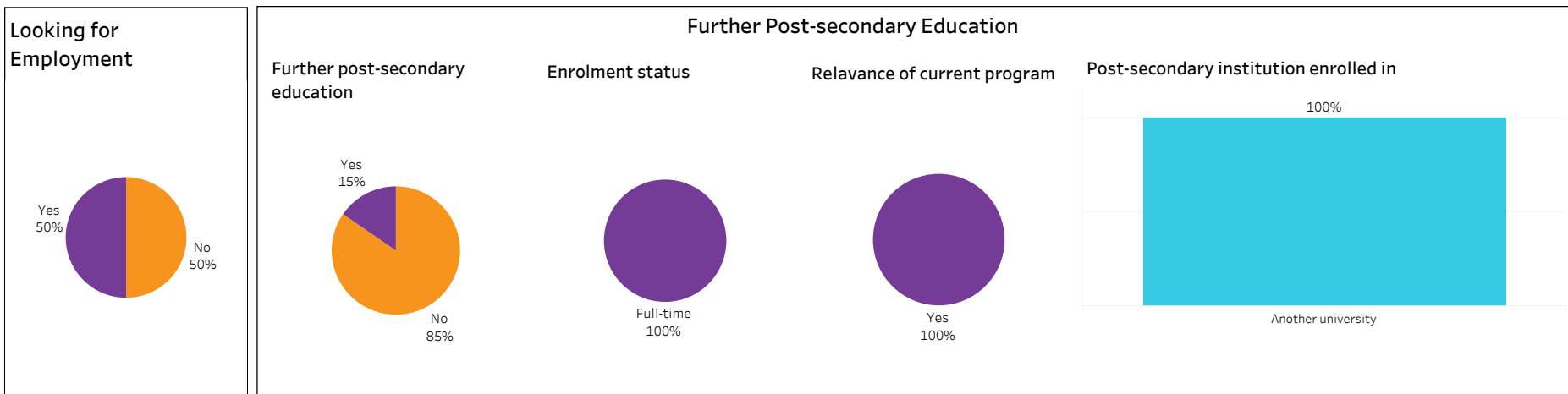
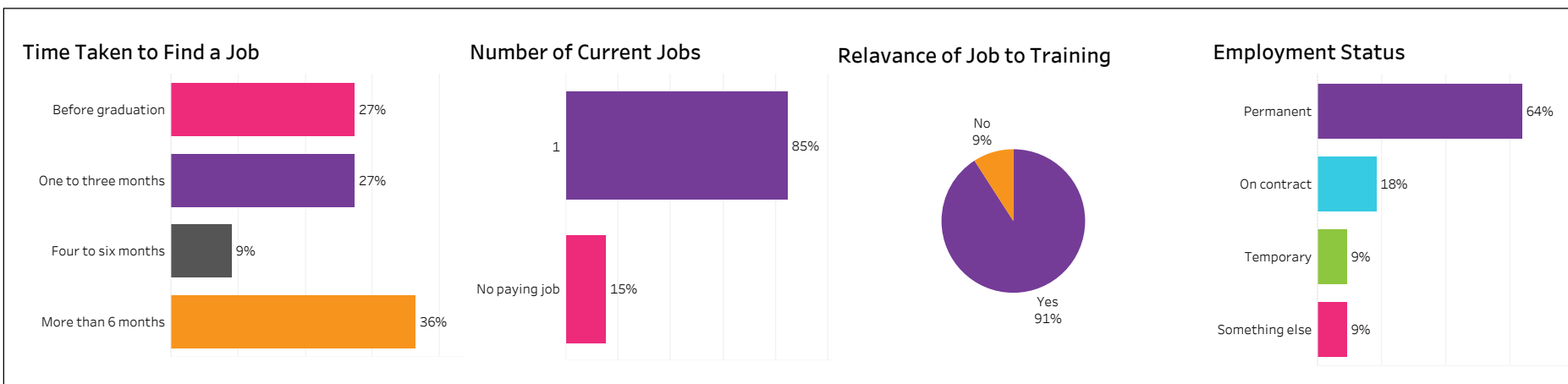
Improved employment opportunities



2016-17 Graduate Follow-up Survey: Survey Summary (2/2)

Saskatoon, Mining, Energy & Manufacturing, Mechanical Engineering, DIP, Base

Number of Respondents: 13





**2016-17 Graduate Follow-up Survey:
Survey Summary (1/2)**
**Saskatoon, Mining, Energy & Manufacturing, Mining Engineering
Technology,
DIP, Base**

Gender
☒ Female
☒ Gender Unknown
☒ Male

Citizenship
☒ Canadian
☒ Citizenship Unknown
☒ Permanent Resident
☒ Student Visa

Indigenous
☒ Indigenous
☒ Non-Indigenous

Number of Respondents: **4**

Overall Employment

Available Workforce	# of Grads Employed	Employment Rate	# of Full-time Grads	Full-time Employment Rate
3	2	67%	2	67%

Training Related Employment

Available Workforce	# of Training Related Grads	Employment Rate	# of Full-time Grads	Full-time Employment Rate
3	2	67%	2	67%

Location of Employment

Saskatoon	Regina	Moose Jaw	Prince Albert	Elsewhere in Sask	Outside Sask
50%	50%	0%	0%	0%	0%

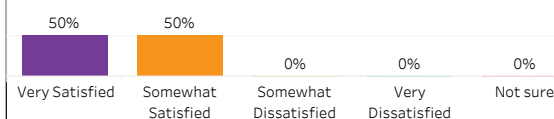
Average Salary

Overall	\$66,840
Full-time Training Related	\$66,840

Salary by Location

	Overall	Full-time Training Related
Saskatoon	43,680	43,680
Regina	90,000	90,000

Overall Satisfaction with the Program



Satisfaction with Sask Polytech

Satisfied with the decision to attend Saskpolytech	Recommend program to others	Recommend Saskpolytech to others
100%	100%	100%

Satisfaction with Campus Facilities & Services

■ % Satisfied ■ % Dissatisfied ■ % Not sure

Campus facilities



Campus activities



Instruction delivered



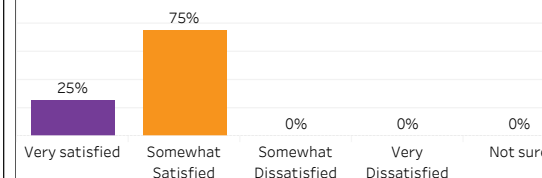
Student support services



Educational experience

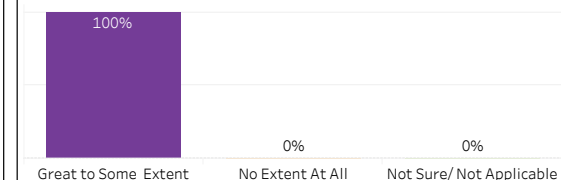


Relevance of Program to the Field of Employment

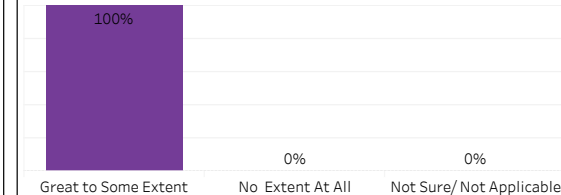


Program Benefits

Skills and knowledge relevant in the workplace



Improved earning potential

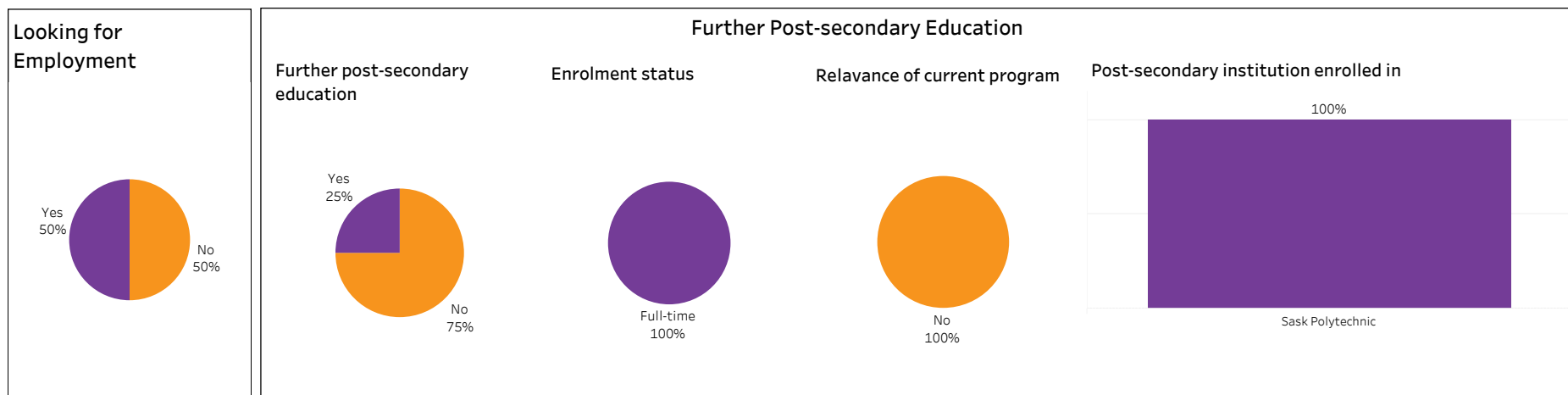
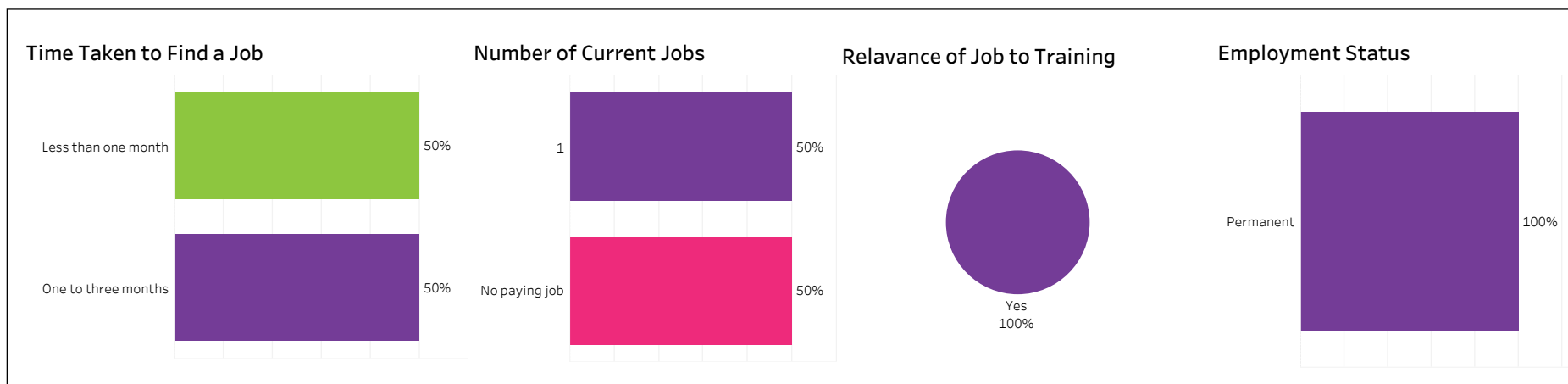


Improved employment opportunities



**2016-17 Graduate Follow-up Survey:
Survey Summary (2/2)**
Saskatoon, Mining, Energy & Manufacturing, Mining
Engineering Technology, DIP, Base

Number of Respondents: 4





2016-17 Graduate Follow-up Survey: Survey Summary (1/2) Regina, Mining, Energy & Manufacturing, Welding, APCERT, Con Ed - Sask Poly Delivered

Gender
☒ Female
☒ Gender Unknown
☒ Male

Citizenship
☒ Canadian
☒ Citizenship Unknown
☒ Permanent Resident
☒ Student Visa

Indigenous
☒ Indigenous
☒ Non-Indigenous

Number of Respondents: 9

Overall Employment

Available Workforce	# of Grads Employed	Employment Rate	# of Full-time Grads	Full-time Employment Rate
8	7	88%	7	88%

Training Related Employment

Available Workforce	# of Training Related Grads	Employment Rate	# of Full-time Grads	Full-time Employment Rate
8	5	63%	5	63%

Location of Employment

Saskatoon	Regina	Moose Jaw	Prince Albert	Elsewhere in Sask	Outside Sask
0%	83%	0%	0%	17%	0%

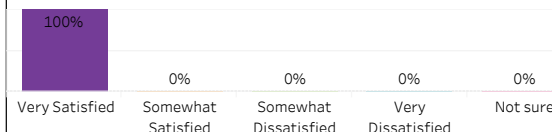
Average Salary

Overall	\$35,407
Full-time Training Related	\$41,020

Salary by Location

	Overall	Full-time Training Related
Regina	35,688	43,360
Elsewhere in SK	34,000	34,000

Overall Satisfaction with the Program



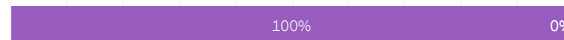
Satisfaction with Sask Polytech

Satisfied with the decision to attend Saskpolytech	Recommend program to others	Recommend Saskpolytech to others
100%	100%	100%

Satisfaction with Campus Facilities & Services

% Satisfied % Dissatisfied % Not sure

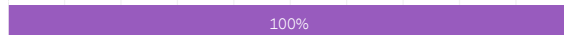
Campus facilities



Campus activities



Instruction delivered



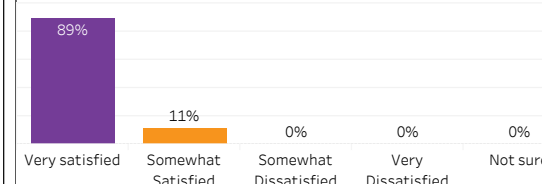
Student support services



Educational experience

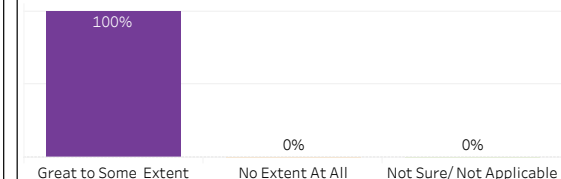


Relevance of Program to the Field of Employment

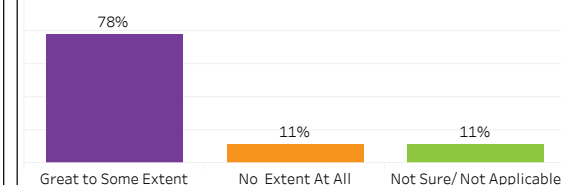


Program Benefits

Skills and knowledge relevant in the workplace



Improved earning potential



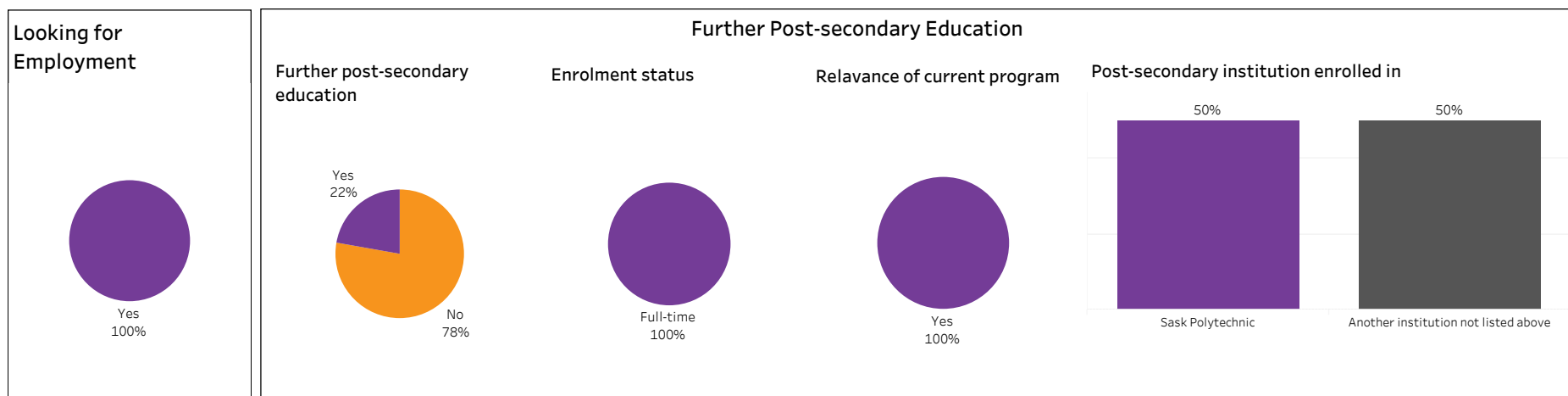
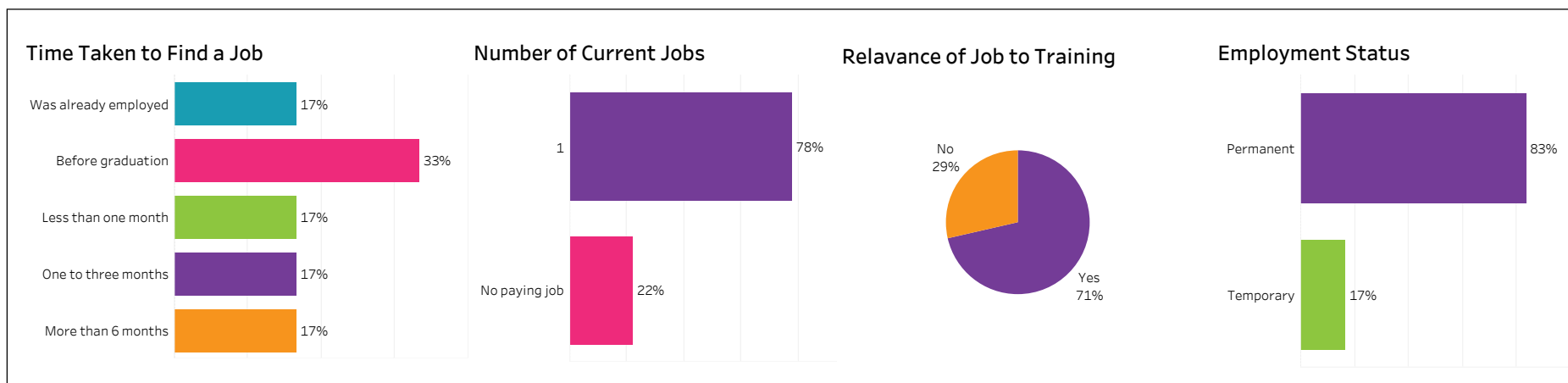
Improved employment opportunities



2016-17 Graduate Follow-up Survey: Survey Summary (2/2)

Regina, Mining, Energy & Manufacturing, Welding, APCERT, Con
Ed - Sask Poly Delivered

Number of Respondents: 9





2016-17 Graduate Follow-up Survey: Survey Summary (1/2) Saskatoon, Mining, Energy & Manufacturing, Welding, APCERT, Con Ed - Brokered

Gender
☒ Female
☒ Gender Unknown
☒ Male

Citizenship
☒ Canadian
☒ Citizenship Unknown
☒ Permanent Resident
☒ Student Visa

Indigenous
☒ Indigenous
☒ Non-Indigenous

Number of Respondents: **4**

Overall Employment

Available Workforce	# of Grads Employed	Employment Rate	# of Full-time Grads	Full-time Employment Rate
4	4	100%	4	100%

Training Related Employment

Available Workforce	# of Training Related Grads	Employment Rate	# of Full-time Grads	Full-time Employment Rate
4	4	100%	4	100%

Location of Employment

Saskatoon	Regina	Moose Jaw	Prince Albert	Elsewhere in Sask	Outside Sask
25%	0%	0%	0%	75%	0%

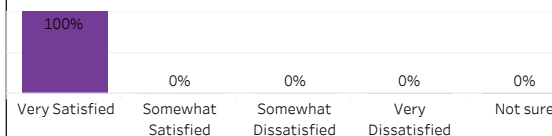
Average Salary

Overall	\$35,880
Full-time Training Related	\$35,880

Salary by Location

	Overall	Full-time Training Related
Saskatoon	31,200	31,200
Elsewhere in SK	38,220	38,220

Overall Satisfaction with the Program



Satisfaction with Sask Polytech

Satisfied with the decision to attend Saskpolytech	Recommend program to others	Recommend Saskpolytech to others
100%	100%	100%

Satisfaction with Campus Facilities & Services

% Satisfied % Dissatisfied % Not sure

Campus facilities



Campus activities



Instruction delivered



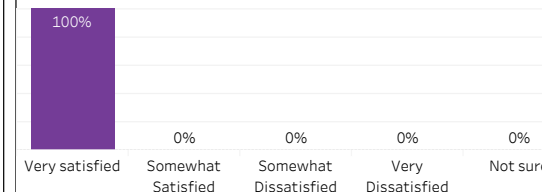
Student support services



Educational experience

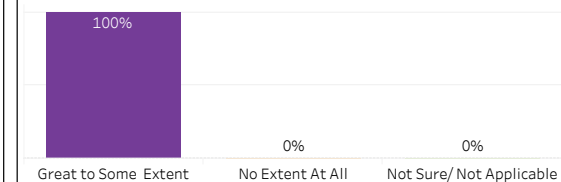


Relevance of Program to the Field of Employment

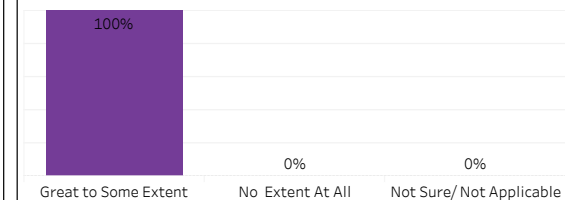


Program Benefits

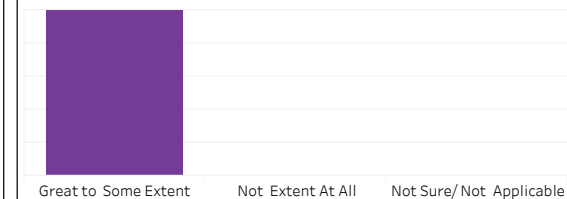
Skills and knowledge relevant in the workplace



Improved earning potential




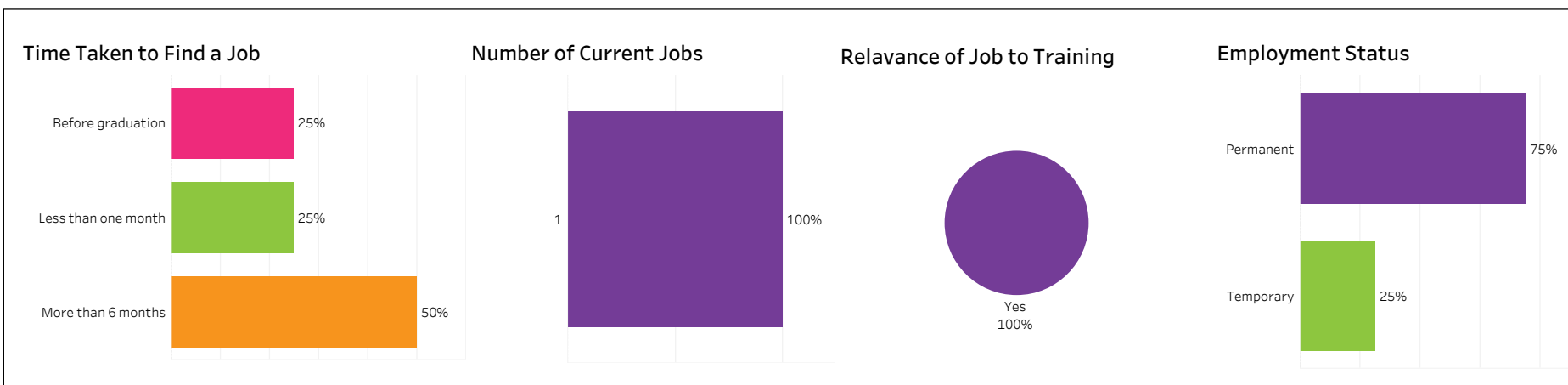
Improved employment opportunities





2016-17 Graduate Follow-up Survey: Survey Summary (2/2) Saskatoon, Mining, Energy & Manufacturing, Welding, APCERT, Con Ed - Brokered

Number of Respondents: 4





2016-17 Graduate Follow-up Survey: Survey Summary (1/2)

Moose Jaw, Mining, Energy & Manufacturing, Welding, CERT, Base

Gender
☒ Female
☒ Gender Unknown
☒ Male

Citizenship
☒ Canadian
☒ Citizenship Unknown
☒ Permanent Resident
☒ Student Visa

Indigenous
☒ Indigenous
☒ Non-Indigenous

Number of Respondents: **14**

Overall Employment

Available Workforce	# of Grads Employed	Employment Rate	# of Full-time Grads	Full-time Employment Rate
14	13	93%	13	93%

Training Related Employment

Available Workforce	# of Training Related Grads	Employment Rate	# of Full-time Grads	Full-time Employment Rate
14	13	93%	13	93%

Location of Employment

Saskatoon	Regina	Moose Jaw	Prince Albert	Elsewhere in Sask	Outside Sask
15%	23%	8%	0%	38%	15%

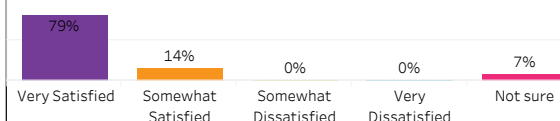
Average Salary

Overall	\$50,293
Full-time Training Related	\$50,293

Salary by Location

	Overall	Full-time Training Related
Saskatoon	36,400	36,400
Regina	53,993	53,993
Moose Jaw	41,600	41,600
Elsewhere in SK	51,128	51,128
British Columbia	71,500	71,500
Manitoba	36,400	36,400

Overall Satisfaction with the Program



Satisfaction with Sask Polytech

Satisfied with the decision to attend Saskpolytech	Recommend program to others	Recommend Saskpolytech to others
93%	86%	86%

Satisfaction with Campus Facilities & Services

■ % Satisfied ■ % Dissatisfied ■ % Not sure

Campus facilities



Campus activities



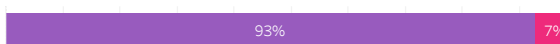
Instruction delivered



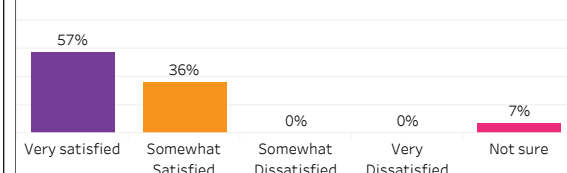
Student support services



Educational experience

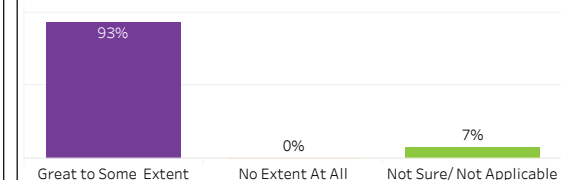


Relevance of Program to the Field of Employment

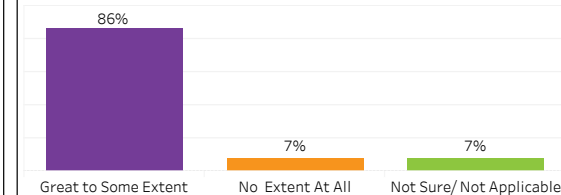


Program Benefits

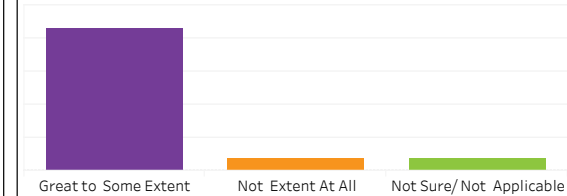
Skills and knowledge relevant in the workplace



Improved earning potential



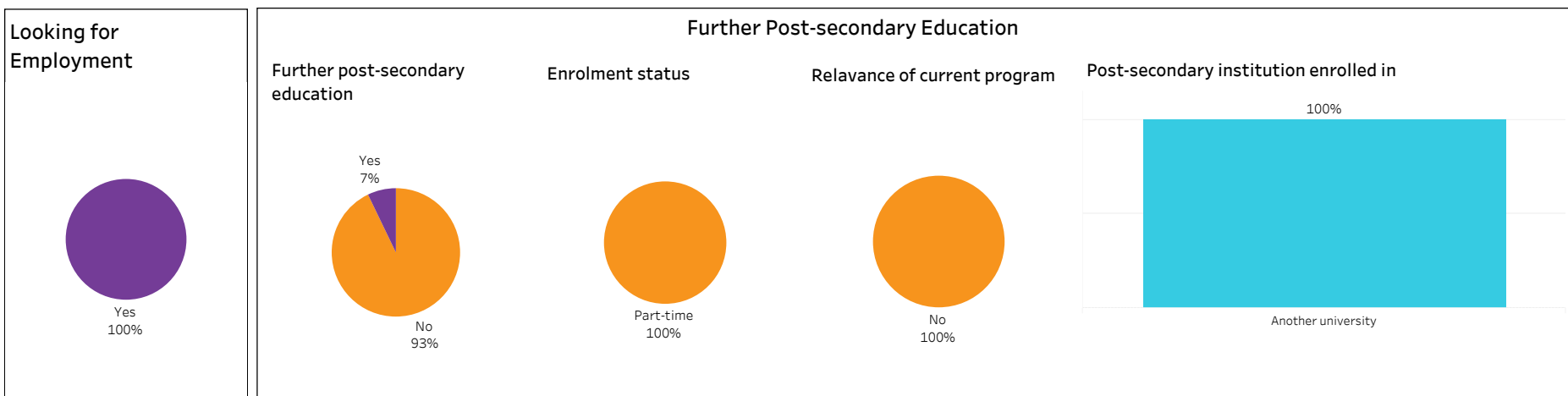
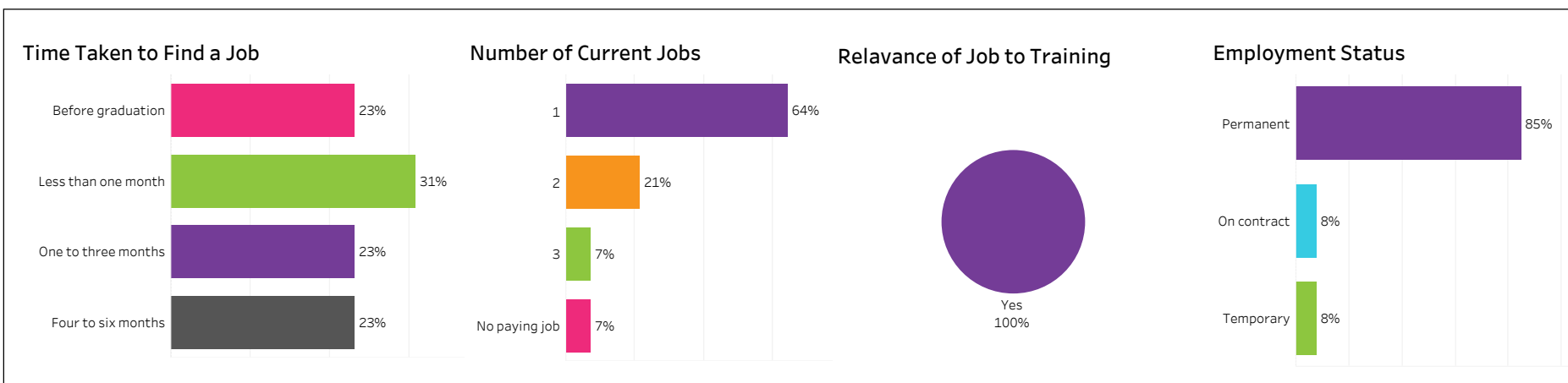
Improved employment opportunities



2016-17 Graduate Follow-up Survey: Survey Summary (2/2)

Moose Jaw, Mining, Energy & Manufacturing, Welding, CERT, Base

Number of Respondents: **14**





2016-17 Graduate Follow-up Survey: Survey Summary (1/2) Prince Albert, Mining, Energy & Manufacturing, Welding, CERT, Base

Gender
☒ Female
☒ Gender Unknown
☒ Male

Citizenship
☒ Canadian
☒ Citizenship Unknown
☒ Permanent Resident
☒ Student Visa

Indigenous
☒ Indigenous
☒ Non-Indigenous

Number of Respondents: **13**

Overall Employment

Available Workforce	# of Grads Employed	Employment Rate	# of Full-time Grads	Full-time Employment Rate
11	8	73%	7	64%

Training Related Employment

Available Workforce	# of Training Related Grads	Employment Rate	# of Full-time Grads	Full-time Employment Rate
11	5	45%	4	36%

Location of Employment

Saskatoon	Regina	Moose Jaw	Prince Albert	Elsewhere in Sask	Outside Sask
25%	0%	0%	13%	25%	38%

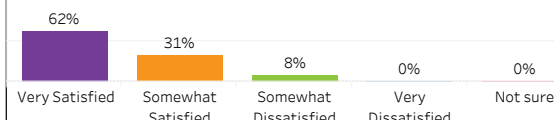
Average Salary

Overall	\$41,747
Full-time Training Related	\$53,057

Salary by Location

	Overall	Full-time Training Related
Saskatoon	45,006	52,572
Prince Albert	22,750	
Elsewhere in SK	36,434	
Alberta		
Ontario	65,000	65,000
Elsewhere in Canada	41,600	41,600

Overall Satisfaction with the Program



Satisfaction with Sask Polytech

Satisfied with the decision to attend Saskpolytech	Recommend program to others	Recommend Saskpolytech to others
92%	85%	85%

Satisfaction with Campus Facilities & Services

% Satisfied % Dissatisfied % Not sure

Campus facilities



Campus activities



Instruction delivered



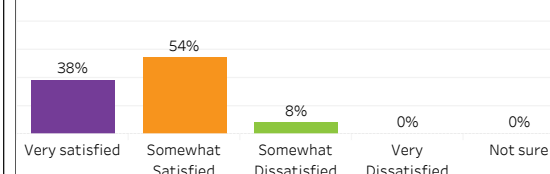
Student support services



Educational experience

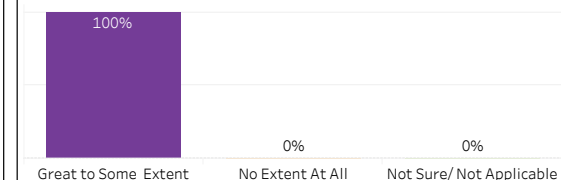


Relevance of Program to the Field of Employment

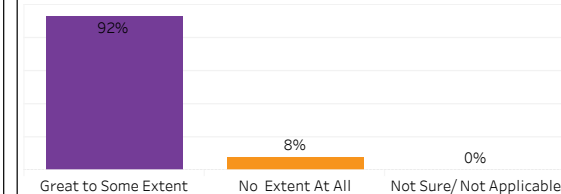


Program Benefits

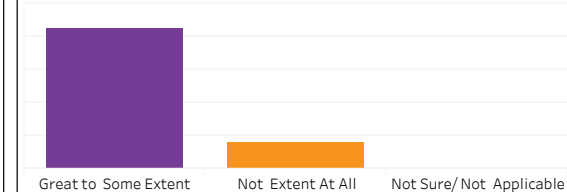
Skills and knowledge relevant in the workplace



Improved earning potential

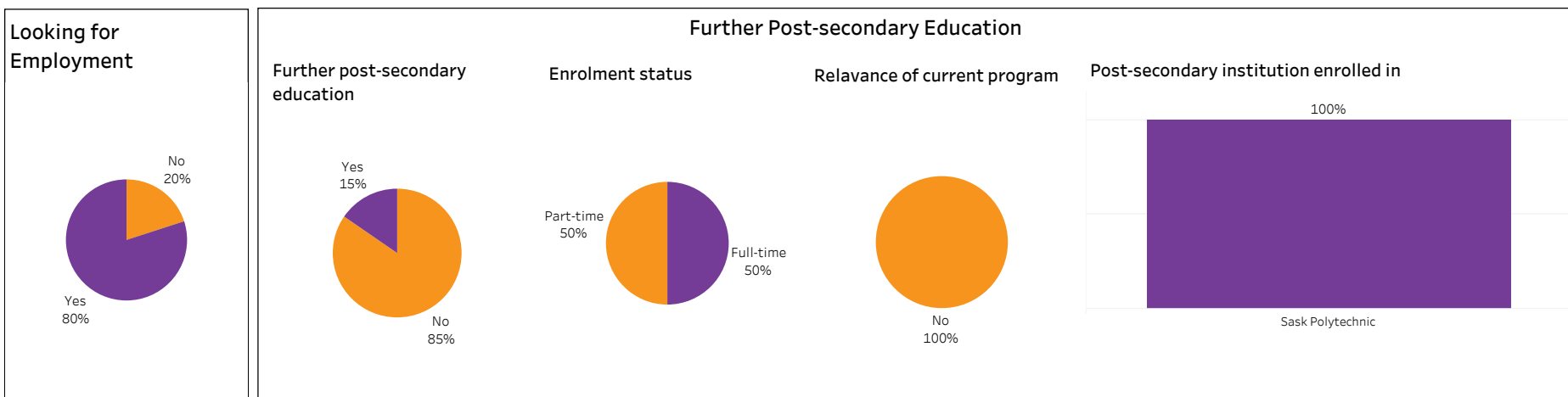
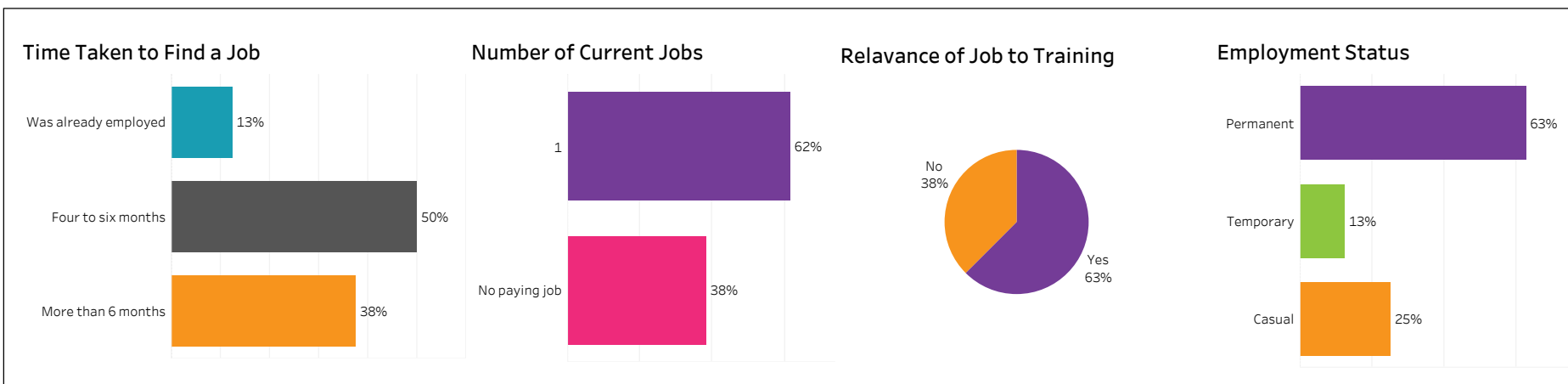


Improved employment opportunities



2016-17 Graduate Follow-up Survey: Survey Summary (2/2) Prince Albert, Mining, Energy & Manufacturing, Welding, CERT, Base

Number of Respondents: 13





2016-17 Graduate Follow-up Survey: Survey Summary (1/2) Regina, Mining, Energy & Manufacturing, Welding, CERT, Base

Gender
☒ Female
☒ Gender Unknown
☒ Male

Citizenship
☒ Canadian
☒ Citizenship Unknown
☒ Permanent Resident
☒ Student Visa

Indigenous
☒ Indigenous
☒ Non-Indigenous

Number of Respondents: 23

Overall Employment

Available Workforce	# of Grads Employed	Employment Rate	# of Full-time Grads	Full-time Employment Rate
23	20	87%	18	78%

Training Related Employment

Available Workforce	# of Training Related Grads	Employment Rate	# of Full-time Grads	Full-time Employment Rate
23	16	70%	15	65%

Location of Employment

Saskatoon	Regina	Moose Jaw	Prince Albert	Elsewhere in Sask	Outside Sask
0%	65%	0%	0%	25%	10%

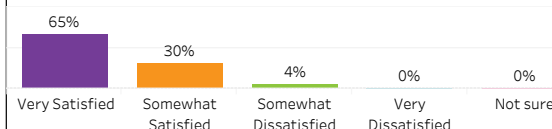
Average Salary

Overall	\$41,896
Full-time Training Related	\$46,180

Salary by Location

	Overall	Full-time Training Related
Regina	39,146	43,063
Elsewhere in SK	49,837	53,560
Alberta	41,600	41,600
British Columbia	30,000	

Overall Satisfaction with the Program



Satisfaction with Sask Polytech

Satisfied with the decision to attend Saskpolytech	Recommend program to others	Recommend Saskpolytech to others
100%	91%	100%

Satisfaction with Campus Facilities & Services

% Satisfied % Dissatisfied % Not sure


Campus facilities



Campus activities



Instruction delivered



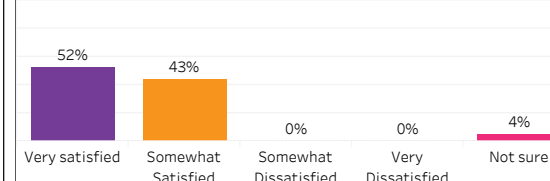
Student support services



Educational experience

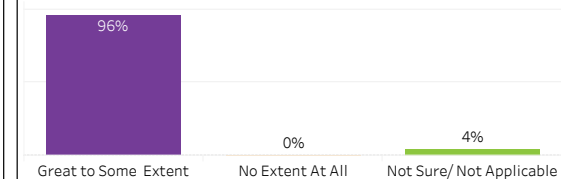


Relevance of Program to the Field of Employment

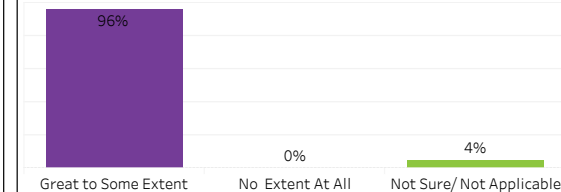


Program Benefits

Skills and knowledge relevant in the workplace



Improved earning potential



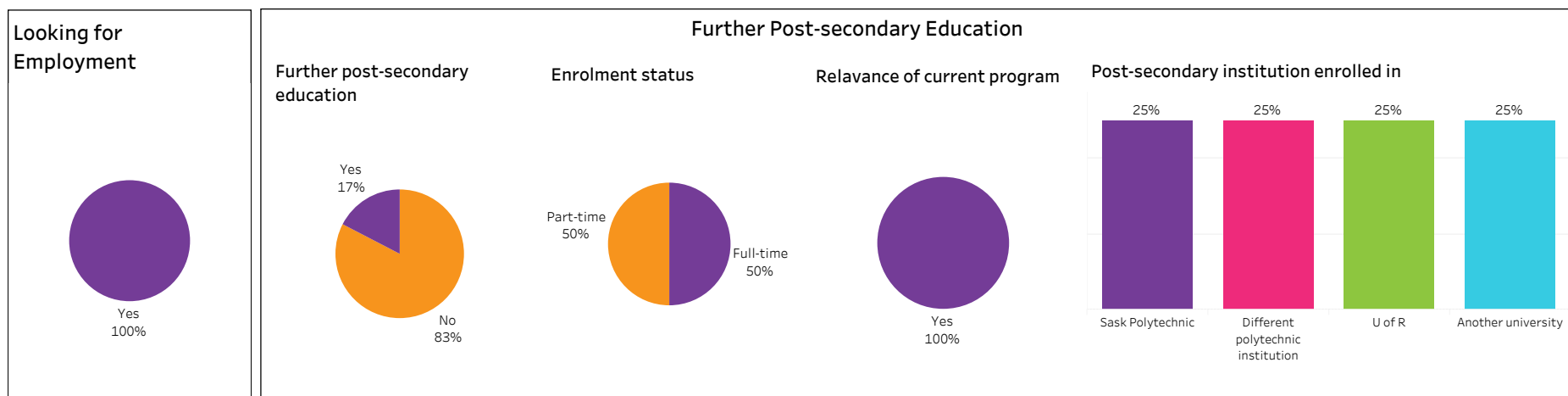
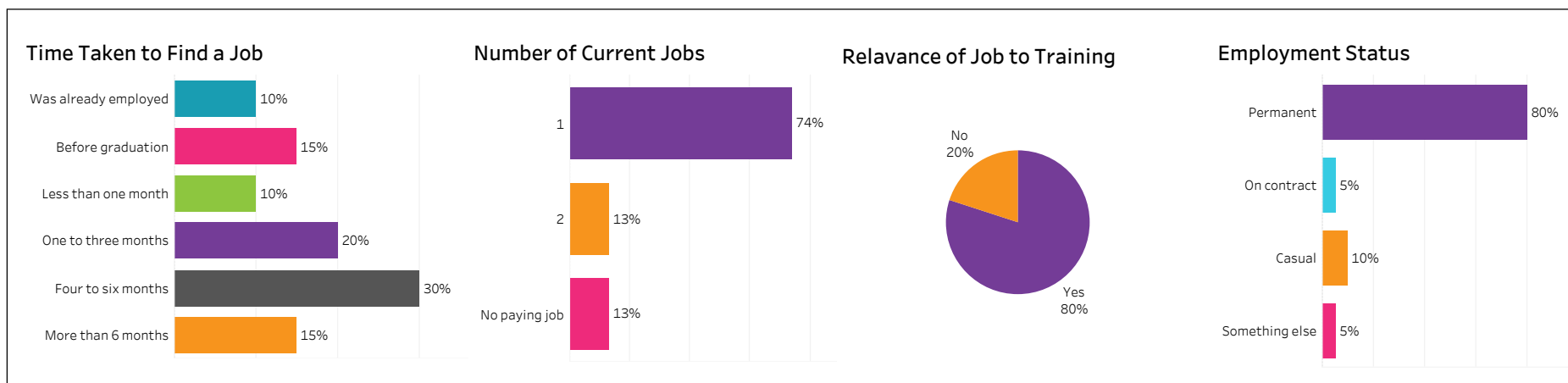
Improved employment opportunities



2016-17 Graduate Follow-up Survey: Survey Summary (2/2)

Regina, Mining, Energy & Manufacturing, Welding, CERT, Base

Number of Respondents: 23



Institutional Research and Analysis (IR & A)



2016-17 Graduate Follow-up Survey: Survey Summary (1/2)

Saskatoon, Mining, Energy & Manufacturing, Welding, CERT, Base

Gender
☒ Female
☒ Gender Unknown
☒ Male

Citizenship
☒ Canadian
☒ Citizenship Unknown
☒ Permanent Resident
☒ Student Visa

Indigenous
☒ Indigenous
☒ Non-Indigenous

Number of Respondents: **8**

Overall Employment

Available Workforce	# of Grads Employed	Employment Rate	# of Full-time Grads	Full-time Employment Rate
7	7	100%	7	100%

Training Related Employment

Available Workforce	# of Training Related Grads	Employment Rate	# of Full-time Grads	Full-time Employment Rate
7	6	86%	6	86%

Location of Employment

Saskatoon	Regina	Moose Jaw	Prince Albert	Elsewhere in Sask	Outside Sask
83%	0%	0%	0%	17%	0%

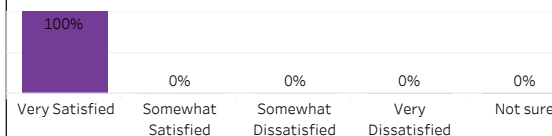
Average Salary

Overall	\$34,450
Full-time Training Related	\$36,048

Salary by Location

	Overall	Full-time Training Related
Saskatoon	35,340	37,560
Elsewhere in SK	30,000	30,000

Overall Satisfaction with the Program



Satisfaction with Sask Polytech

Satisfied with the decision to attend Saskpolytech	Recommend program to others	Recommend Saskpolytech to others
100%	100%	100%

Satisfaction with Campus Facilities & Services

% Satisfied % Dissatisfied % Not sure

Campus facilities



Campus activities



Instruction delivered



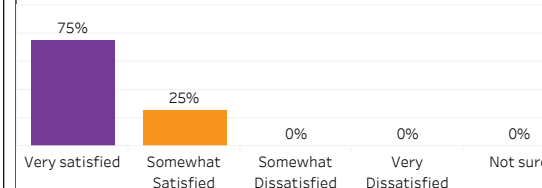
Student support services



Educational experience

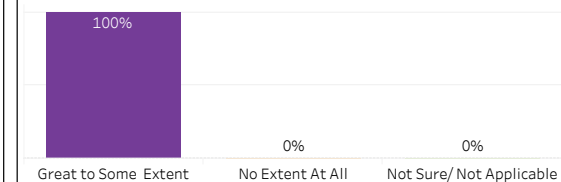


Relevance of Program to the Field of Employment

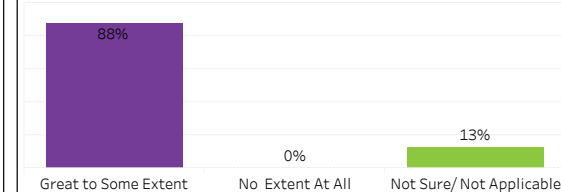


Program Benefits

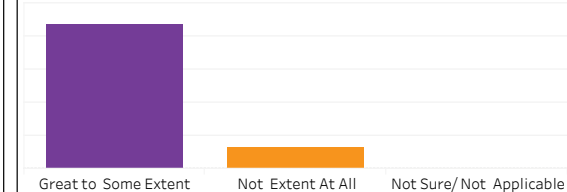
Skills and knowledge relevant in the workplace



Improved earning potential




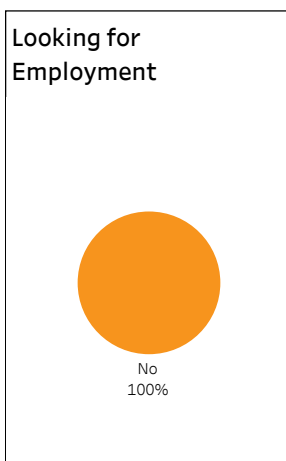
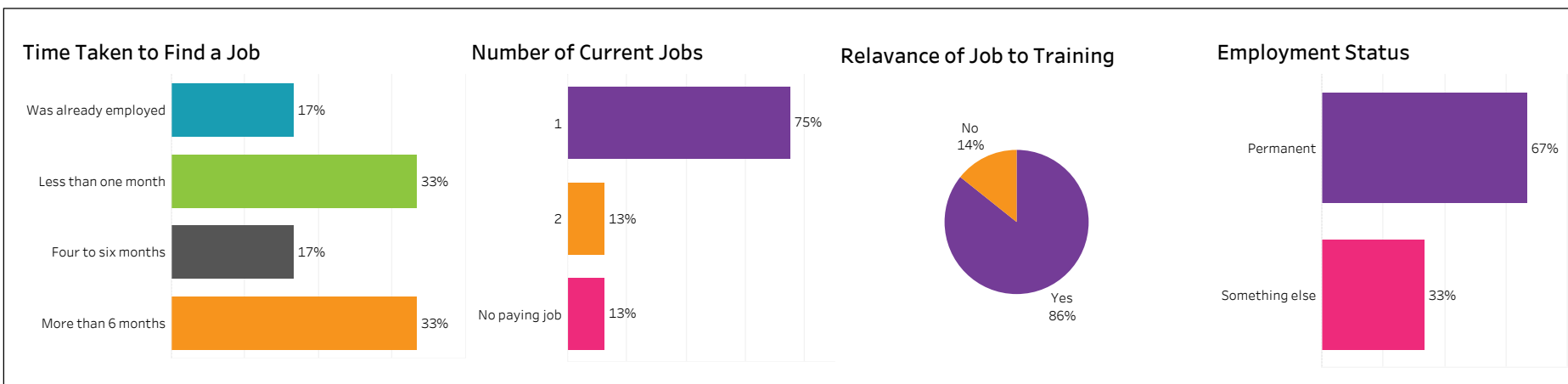
Improved employment opportunities





2016-17 Graduate Follow-up Survey: Survey Summary (2/2) Saskatoon, Mining, Energy & Manufacturing, Welding, CERT, Base

Number of Respondents: 8





2016-17 Graduate Follow-up Survey: Survey Summary (1/2) Moose Jaw, Mining, Energy & Manufacturing, Welding, CERT, Con Ed - Brokered

Gender
☒ Female
☒ Gender Unknown
☒ Male

Citizenship
☒ Canadian
☒ Citizenship Unknown
☒ Permanent Resident
☒ Student Visa

Indigenous
☒ Indigenous
☒ Non-Indigenous

Number of Respondents: 7

Overall Employment

Available Workforce	# of Grads Employed	Employment Rate	# of Full-time Grads	Full-time Employment Rate
6	6	100%	5	83%

Training Related Employment

Available Workforce	# of Training Related Grads	Employment Rate	# of Full-time Grads	Full-time Employment Rate
6	6	100%	5	83%

Location of Employment

Saskatoon	Regina	Moose Jaw	Prince Albert	Elsewhere in Sask	Outside Sask
17%	17%	0%	0%	67%	0%

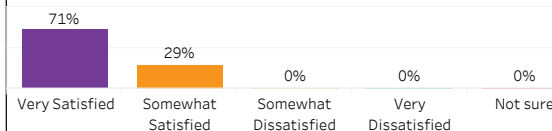
Average Salary

Overall	\$36,530
Full-time Training Related	\$36,920

Salary by Location

	Overall	Full-time Training Related
Saskatoon	31,200	31,200
Regina		
Elsewhere in SK	38,307	39,780

Overall Satisfaction with the Program



Satisfaction with Sask Polytech

Satisfied with the decision to attend Saskpolytech	Recommend program to others	Recommend Saskpolytech to others
100%	100%	100%

Satisfaction with Campus Facilities & Services

% Satisfied % Dissatisfied % Not sure

Campus facilities



Campus activities



Instruction delivered



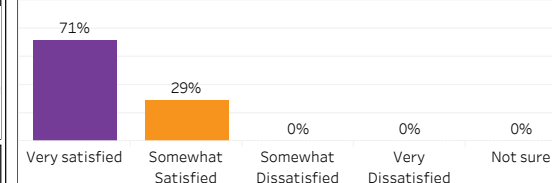
Student support services



Educational experience

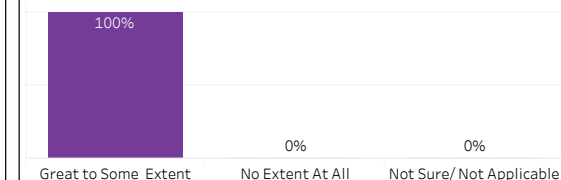


Relevance of Program to the Field of Employment

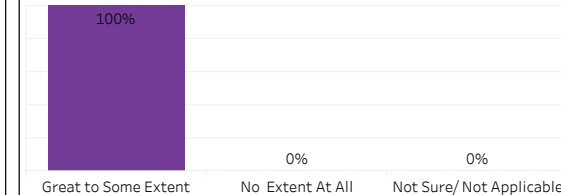


Program Benefits

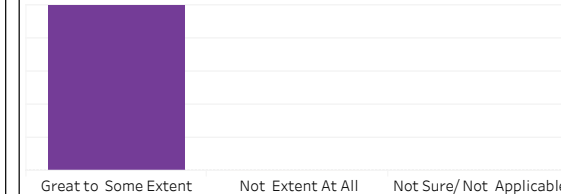
Skills and knowledge relevant in the workplace



Improved earning potential




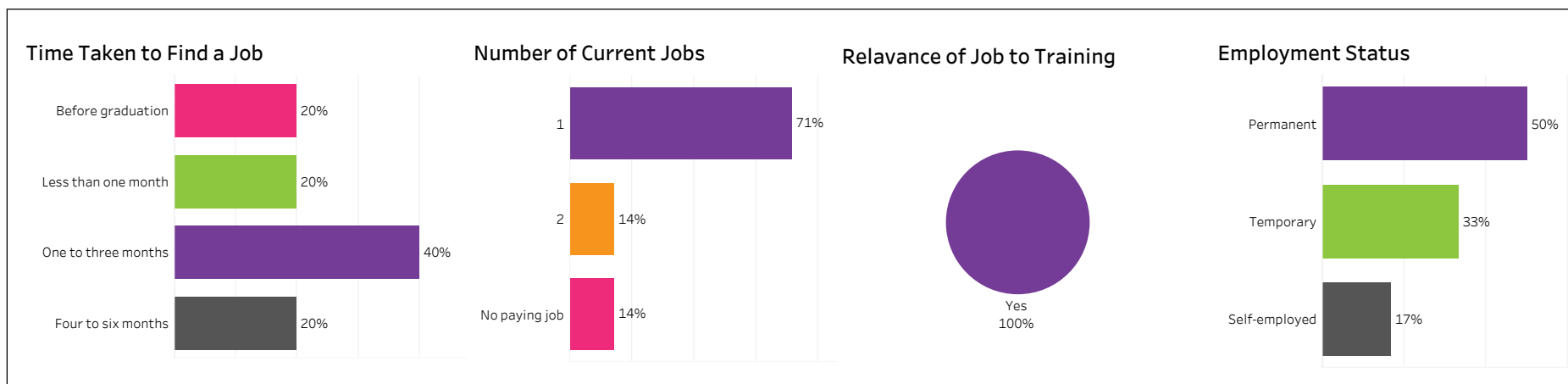
Improved employment opportunities





2016-17 Graduate Follow-up Survey:
Survey Summary (2/2)
Moose Jaw, Mining, Energy & Manufacturing, Welding, CERT,
Con Ed - Brokered

Number of Respondents: 7





2016-17 Graduate Follow-up Survey: Survey Summary (1/2) Prince Albert, Mining, Energy & Manufacturing, Welding, CERT, Con Ed - Brokered

Gender
☒ Female
☒ Gender Unknown
☒ Male

Citizenship
☒ Canadian
☒ Citizenship Unknown
☒ Permanent Resident
☒ Student Visa

Indigenous
☒ Indigenous
☒ Non-Indigenous

Number of Respondents: 7

Overall Employment

Available Workforce	# of Grads Employed	Employment Rate	# of Full-time Grads	Full-time Employment Rate
7	4	57%	3	43%

Training Related Employment

Available Workforce	# of Training Related Grads	Employment Rate	# of Full-time Grads	Full-time Employment Rate
7	1	14%	1	14%

Location of Employment

Saskatoon	Regina	Moose Jaw	Prince Albert	Elsewhere in Sask	Outside Sask
0%	0%	0%	0%	50%	50%

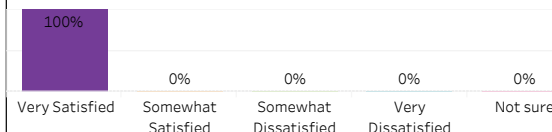
Average Salary

	Overall	Full-time Training Related
	\$54,600	\$31,200

Salary by Location

	Overall	Full-time Training Related
Elsewhere in SK	31,200	31,200
Alberta	78,000	

Overall Satisfaction with the Program



Satisfaction with Sask Polytech

Satisfied with the decision to attend Saskpolytech	Recommend program to others	Recommend Saskpolytech to others
100%	100%	100%

Satisfaction with Campus Facilities & Services

% Satisfied % Dissatisfied % Not sure

Campus facilities



Campus activities



Instruction delivered



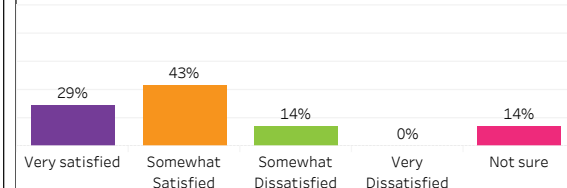
Student support services



Educational experience

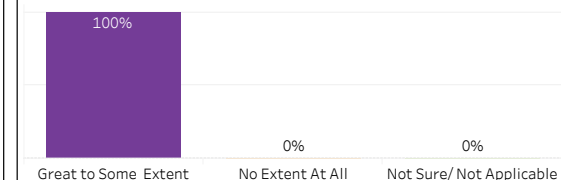


Relevance of Program to the Field of Employment

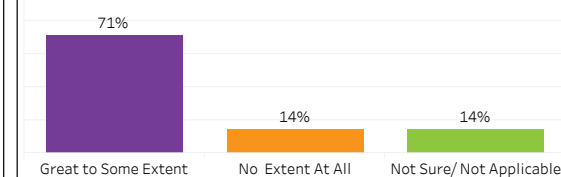


Program Benefits

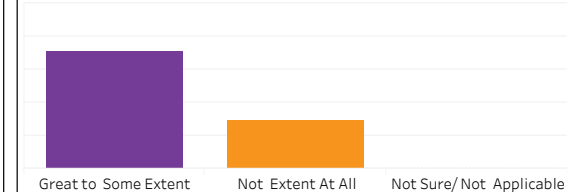
Skills and knowledge relevant in the workplace



Improved earning potential


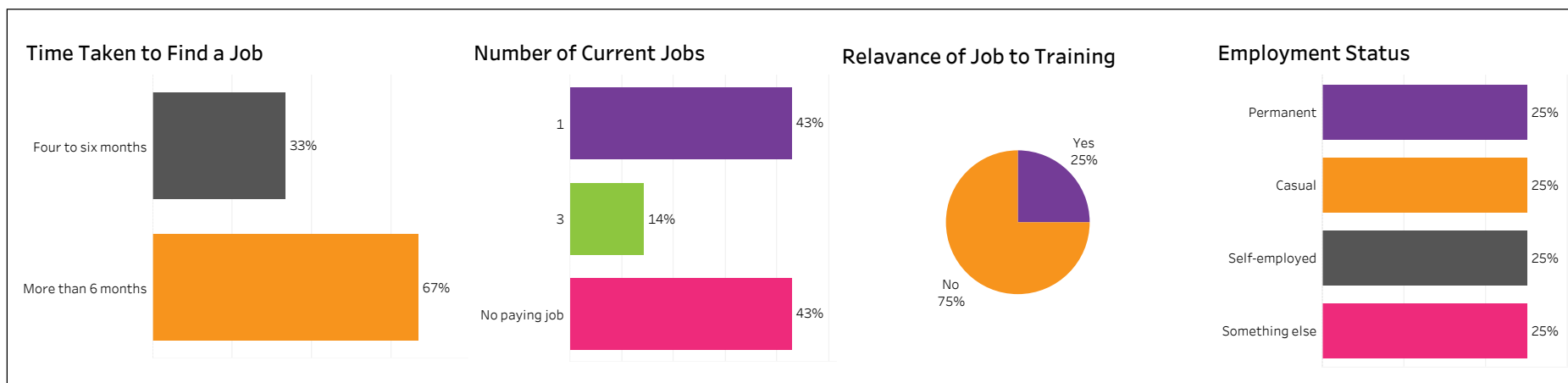


Improved employment opportunities



**2016-17 Graduate Follow-up Survey:
Survey Summary (2/2)**
Prince Albert, Mining, Energy & Manufacturing, Welding, CERT,
Con Ed - Brokered

Number of Respondents: **7**





2016-17 Graduate Follow-up Survey: Survey Summary (1/2) Regina, Mining, Energy & Manufacturing, Welding, CERT, Con Ed - Brokered

Gender
☒ Female
☒ Gender Unknown
☒ Male

Citizenship
☒ Canadian
☒ Citizenship Unknown
☒ Permanent Resident
☒ Student Visa

Indigenous
☒ Indigenous
☒ Non-Indigenous

Number of Respondents: **7**

Overall Employment

Available Workforce	# of Grads Employed	Employment Rate	# of Full-time Grads	Full-time Employment Rate
7	7	100%	7	100%

Training Related Employment

Available Workforce	# of Training Related Grads	Employment Rate	# of Full-time Grads	Full-time Employment Rate
7	4	57%	4	57%

Location of Employment

Saskatoon	Regina	Moose Jaw	Prince Albert	Elsewhere in Sask	Outside Sask
0%	0%	0%	0%	86%	14%

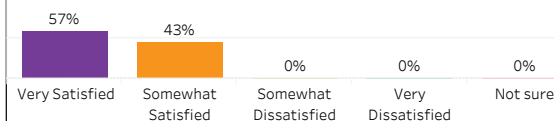
Average Salary



Salary by Location

	Overall	Full-time Training Related
Elsewhere in SK	45,900	44,533
Alberta	42,120	42,120

Overall Satisfaction with the Program



Satisfaction with Sask Polytech

Satisfied with the decision to attend Saskpolytech	Recommend program to others	Recommend Saskpolytech to others
100%	100%	100%

Satisfaction with Campus Facilities & Services

% Satisfied % Dissatisfied % Not sure

Campus facilities



Campus activities



Instruction delivered



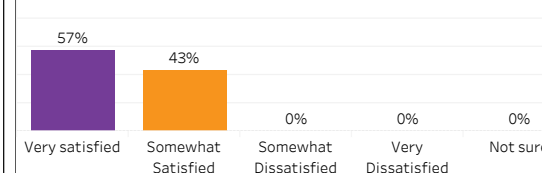
Student support services



Educational experience

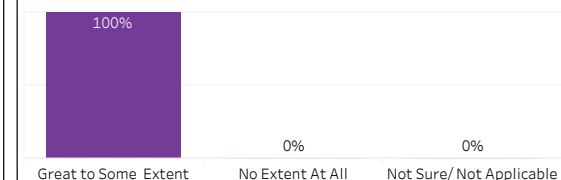


Relevance of Program to the Field of Employment

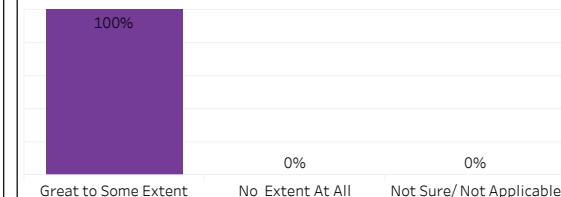


Program Benefits

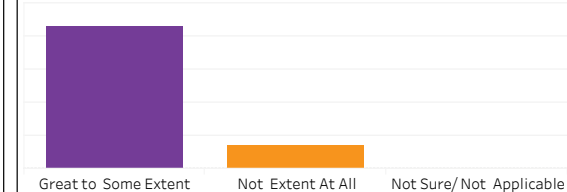
Skills and knowledge relevant in the workplace



Improved earning potential




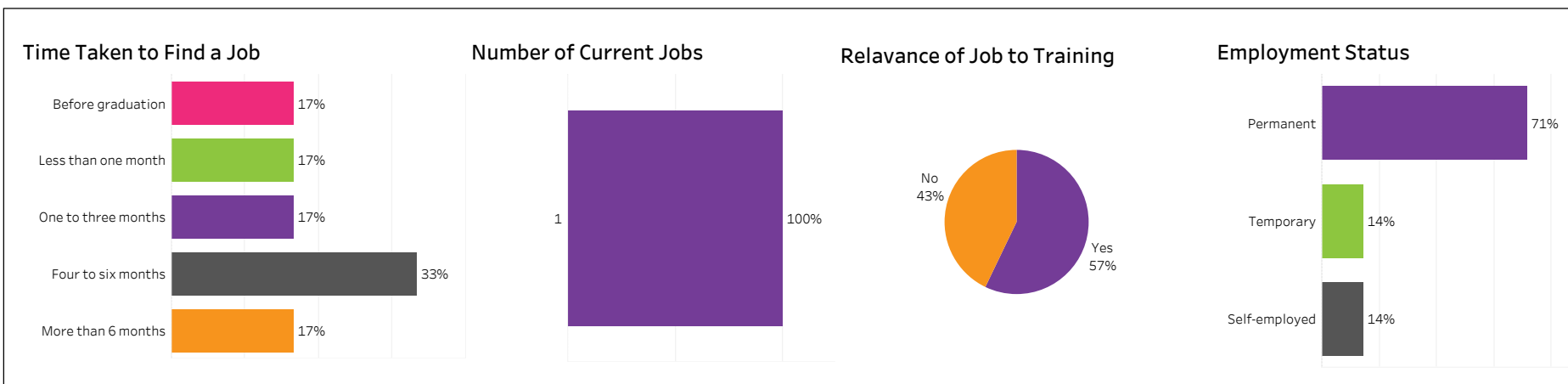
Improved employment opportunities





2016-17 Graduate Follow-up Survey: Survey Summary (2/2) Regina, Mining, Energy & Manufacturing, Welding, CERT, Con Ed - Brokered

Number of Respondents: 7



School of Natural Resources & Built Environment



2016-17 Graduate Follow-up Survey:
Survey Summary (1/2)
All Campuses, Natural Resources & Built Environment, All
Programs,
All Credentials, Base and Con Ed

Gender
☒ Female
☒ Gender Unknown
☒ Male

Citizenship
☒ Canadian
☒ Citizenship Unknown
☒ Permanent Resident
☒ Student Visa

Indigenous
☒ Indigenous
☒ Non-Indigenous

Number of Respondents: **65**

Overall Employment

Available Workforce	# of Grads Employed	Employment Rate	# of Full-time Grads	Full-time Employment Rate
56	47	84%	42	75%

Training Related Employment

Available Workforce	# of Training Related Grads	Employment Rate	# of Full-time Grads	Full-time Employment Rate
56	35	63%	31	55%

Location of Employment

Saskatoon	Regina	Moose Jaw	Prince Albert	Elsewhere in Sask	Outside Sask
24%	17%	4%	13%	28%	13%

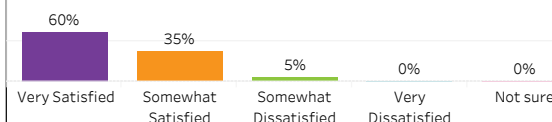
Average Salary

Overall	\$49,390
Full-time Training Related	\$56,623

Salary by Location

	Overall	Full-time Training Related
Saskatoon	58,113	57,943
Regina	49,458	60,567
Moose Jaw	45,552	45,552
Prince Albert	33,775	50,596
Elsewhere in SK	39,534	49,325
Alberta	41,600	41,600
British Columbia	76,353	76,353
Manitoba	82,680	82,680
Ontario		

Overall Satisfaction with the Program



Satisfaction with Sask Polytech

Satisfied with the decision to attend Saskpolytech	Recommend program to others	Recommend Saskpolytech to others
98%	94%	97%

Satisfaction with Campus Facilities & Services

■ % Satisfied ■ % Dissatisfied ■ % Not sure

Campus facilities



Campus activities



Instruction delivered



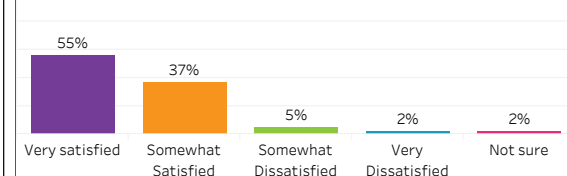
Student support services



Educational experience

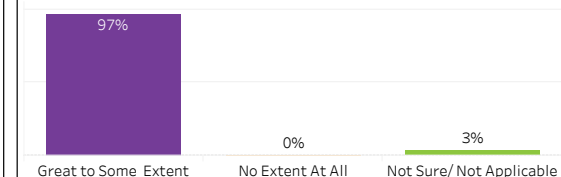


Relevance of Program to the Field of Employment

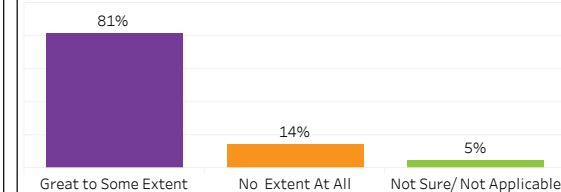


Program Benefits

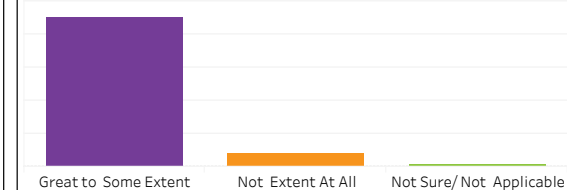
Skills and knowledge relevant in the workplace



Improved earning potential



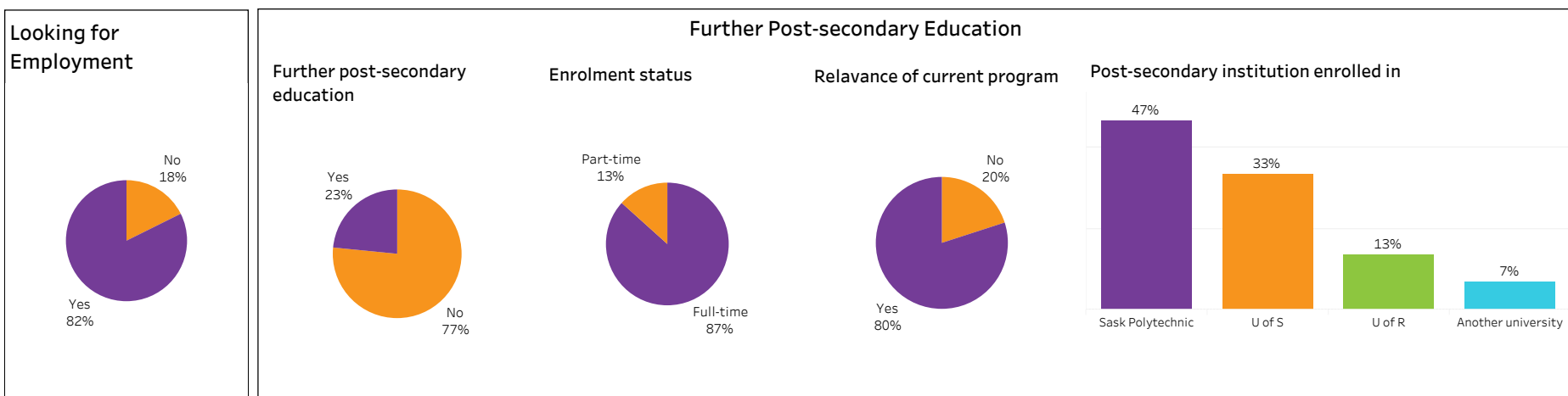
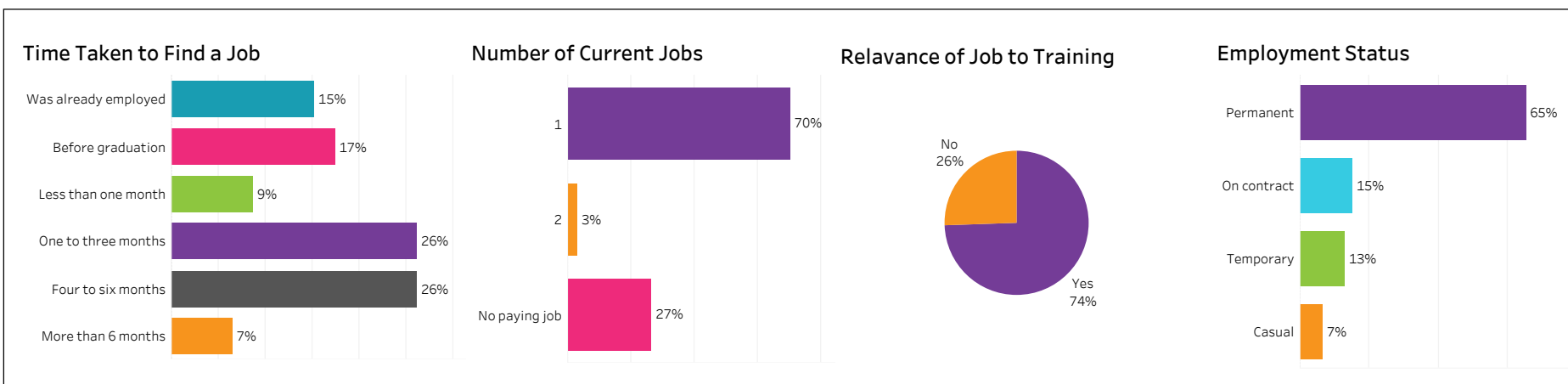
Improved employment opportunities



2016-17 Graduate Follow-up Survey: Survey Summary (2/2)

All Campuses, Natural Resources & Built Environment, All
Programs, All Credentials, Base and Con Ed

Number of Respondents: 65





**2016-17 Graduate Follow-up Survey:
Survey Summary (1/2)**
**All Campuses, Natural Resources & Built Environment, All
Programs,
All Credentials, Base**

Gender
☒ Female
☒ Gender Unknown
☒ Male

Citizenship
☒ Canadian
☒ Citizenship Unknown
☒ Permanent Resident
☒ Student Visa

Indigenous
☒ Indigenous
☒ Non-Indigenous

Number of Respondents: **62**

Overall Employment

Available Workforce	# of Grads Employed	Employment Rate	# of Full-time Grads	Full-time Employment Rate
53	45	85%	40	75%

Training Related Employment

Available Workforce	# of Training Related Grads	Employment Rate	# of Full-time Grads	Full-time Employment Rate
53	34	64%	30	57%

Location of Employment

Saskatoon	Regina	Moose Jaw	Prince Albert	Elsewhere in Sask	Outside Sask
25%	16%	5%	14%	27%	14%

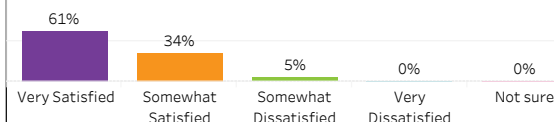
Average Salary

Overall	\$50,183
Full-time Training Related	\$57,470

Salary by Location

	Overall	Full-time Training Related
Saskatoon	58,113	57,943
Regina	51,769	60,567
Moose Jaw	45,552	45,552
Prince Albert	33,775	50,596
Elsewhere in SK	40,030	51,783
Alberta	41,600	41,600
British Columbia	76,353	76,353
Manitoba	82,680	82,680
Ontario		

Overall Satisfaction with the Program



Satisfaction with Sask Polytech

Satisfied with the decision to attend Saskpolytech	Recommend program to others	Recommend Saskpolytech to others
98%	95%	97%

Satisfaction with Campus Facilities & Services

■ % Satisfied ■ % Dissatisfied ■ % Not sure

Campus facilities



Campus activities



Instruction delivered



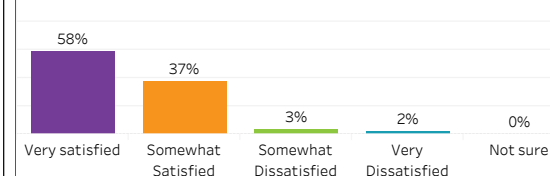
Student support services



Educational experience

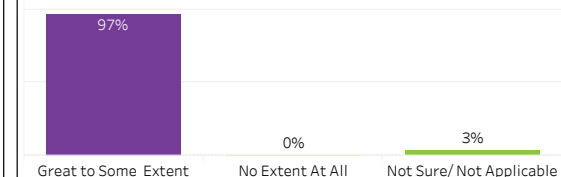


Relevance of Program to the Field of Employment

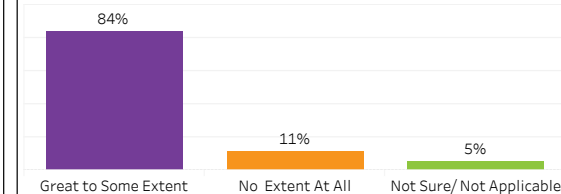


Program Benefits

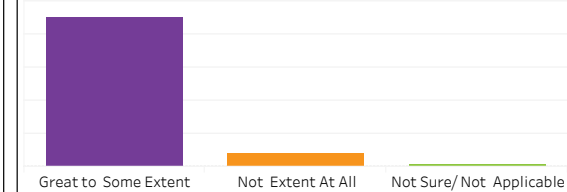
Skills and knowledge relevant in the workplace



Improved earning potential

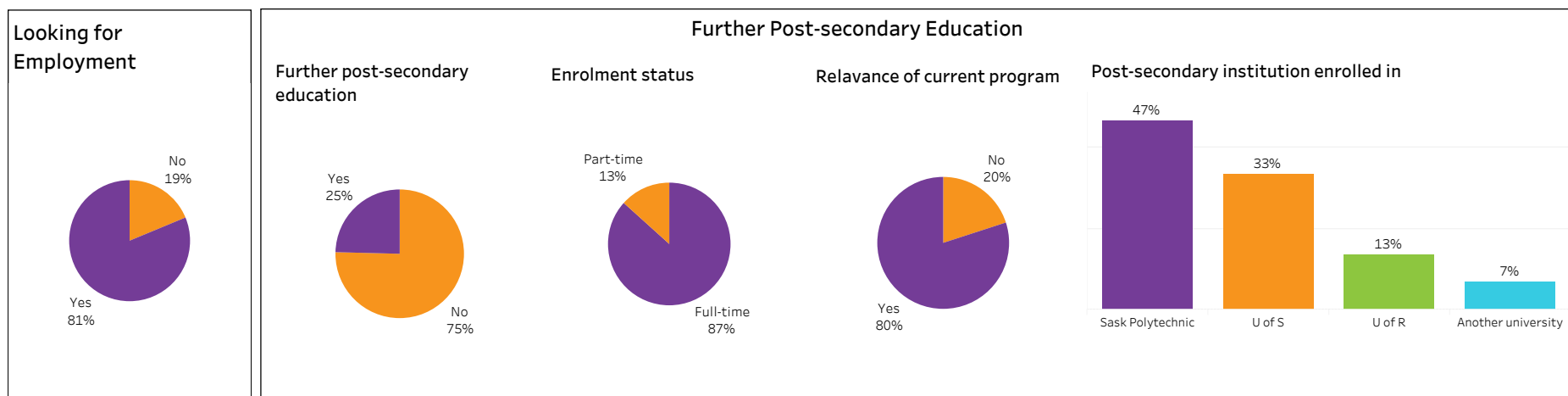
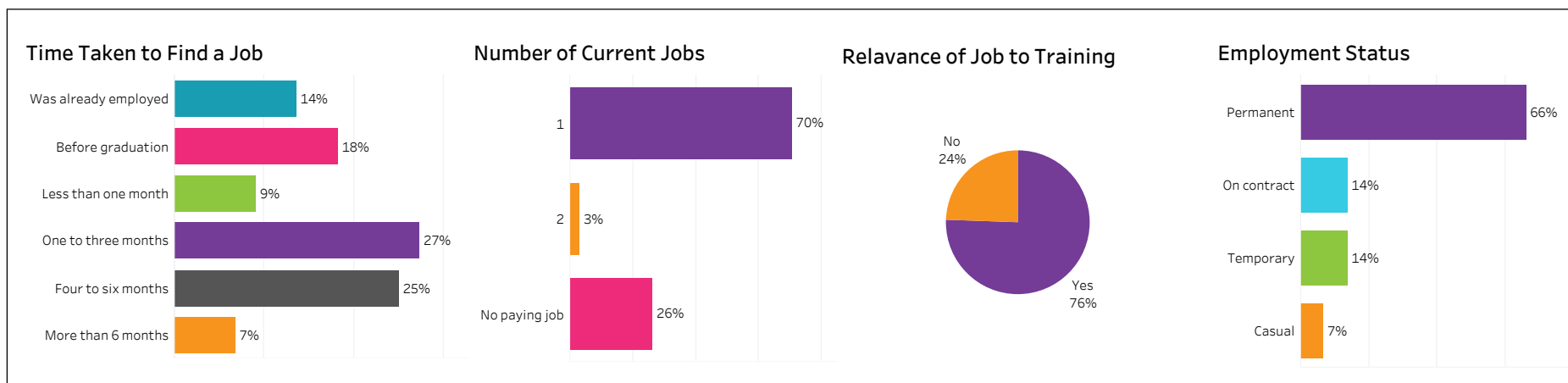


Improved employment opportunities



**2016-17 Graduate Follow-up Survey:
Survey Summary (2/2)**
**All Campuses, Natural Resources & Built Environment, All
Programs, All Credentials, Base**

Number of Respondents: 62





2016-17 Graduate Follow-up Survey:
Survey Summary (1/2)
All Campuses, Natural Resources & Built Environment, All
Programs,
All Credentials, Con Ed - Brokered

Gender
☒ Female
☒ Gender Unknown
☒ Male

Citizenship
☒ Canadian
☒ Citizenship Unknown
☒ Permanent Resident
☒ Student Visa

Indigenous
☒ Indigenous
☒ Non-Indigenous

Number of Respondents: **2**

Overall Employment

Available Workforce	# of Grads Employed	Employment Rate	# of Full-time Grads	Full-time Employment Rate
2	1	50%	1	50%

Training Related Employment

Available Workforce	# of Training Related Grads	Employment Rate	# of Full-time Grads	Full-time Employment Rate
2	1	50%	1	50%

Location of Employment

Saskatoon	Regina	Moose Jaw	Prince Albert	Elsewhere in Sask	Outside Sask
0%	0%	0%	0%	100%	0%

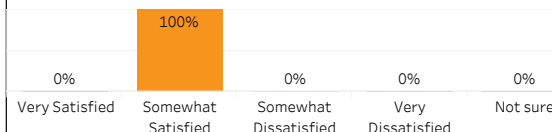
Average Salary

Overall	\$34,580
Full-time Training Related	\$34,580

Salary by Location

	Overall	Full-time Training Related
Elsewhere in SK	34,580	34,580

Overall Satisfaction with the Program



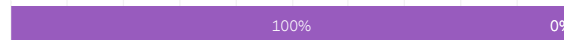
Satisfaction with Sask Polytech

Satisfied with the decision to attend Saskpolytech	Recommend program to others	Recommend Saskpolytech to others
100%	100%	100%

Satisfaction with Campus Facilities & Services

% Satisfied % Dissatisfied % Not sure

Campus facilities



Campus activities



Instruction delivered



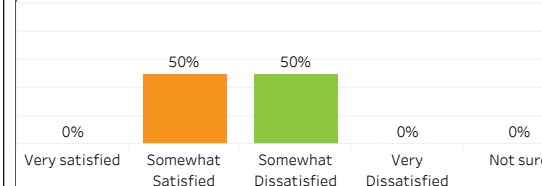
Student support services



Educational experience

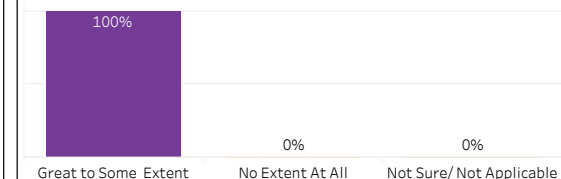


Relevance of Program to the Field of Employment

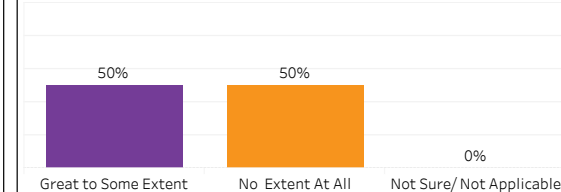


Program Benefits

Skills and knowledge relevant in the workplace



Improved earning potential




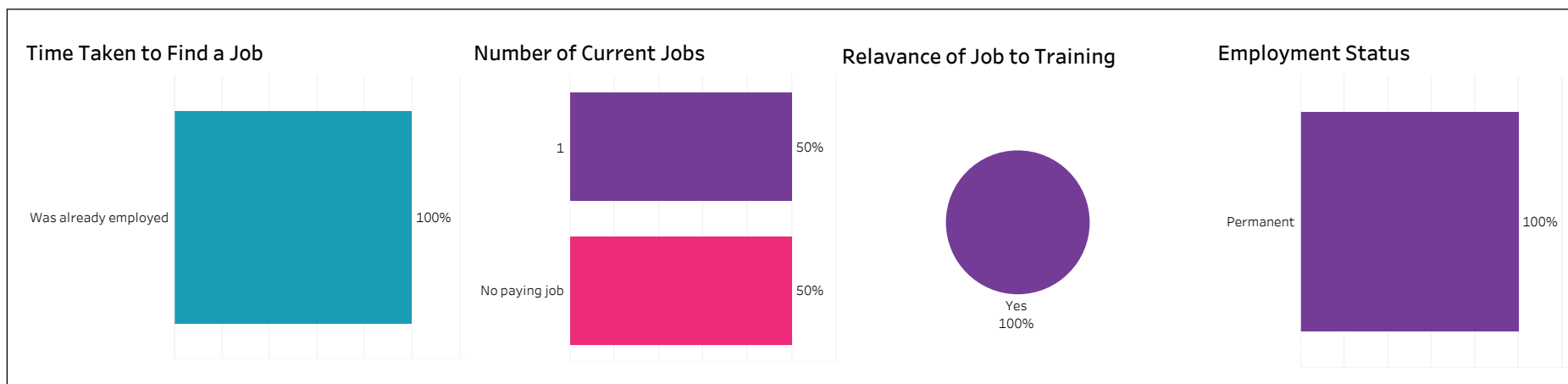
Improved employment opportunities





2016-17 Graduate Follow-up Survey:
Survey Summary (2/2)
All Campuses, Natural Resources & Built Environment, All
Programs, All Credentials, Con Ed - Brokered

Number of Respondents: 2



Institutional Research and Analysis (IR & A)



**2016-17 Graduate Follow-up Survey:
Survey Summary (1/2)**
All Campuses, Natural Resources & Built Environment, All
Programs,
All Credentials, Con Ed - Sask Poly Delivered

Gender
☒ Female
☒ Gender Unknown
☒ Male

Citizenship
☒ Canadian
☒ Citizenship Unknown
☒ Permanent Resident
☒ Student Visa

Indigenous
☒ Indigenous
☒ Non-Indigenous

Number of Respondents: **1**

Overall Employment

Available Workforce	# of Grads Employed	Employment Rate	# of Full-time Grads	Full-time Employment Rate
1	1	100%	1	100%

Training Related Employment

Available Workforce	# of Training Related Grads	Employment Rate	# of Full-time Grads	Full-time Employment Rate
1	0	0%		

Location of Employment

Saskatoon	Regina	Moose Jaw	Prince Albert	Elsewhere in Sask	Outside Sask
0%	100%	0%	0%	0%	0%

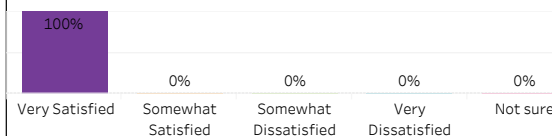
Average Salary

	Overall	Full-time Training Related
	\$33,280	

Salary by Location

	Overall	Full-time Training Related
Regina	33,280	

Overall Satisfaction with the Program



Satisfaction with Sask Polytech

Satisfied with the decision to attend Saskpolytech	Recommend program to others	Recommend Saskpolytech to others
100%	0%	100%

Satisfaction with Campus Facilities & Services

% Satisfied % Dissatisfied % Not sure

Campus facilities



Campus activities



Instruction delivered



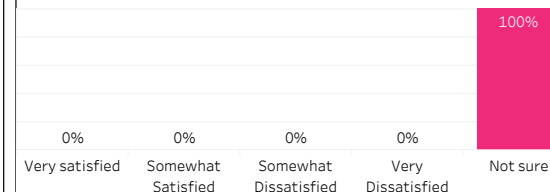
Student support services



Educational experience

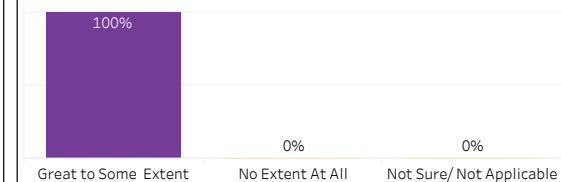


Relevance of Program to the Field of Employment

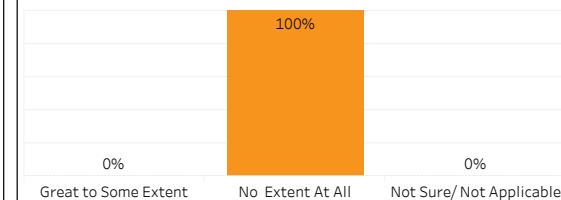


Program Benefits

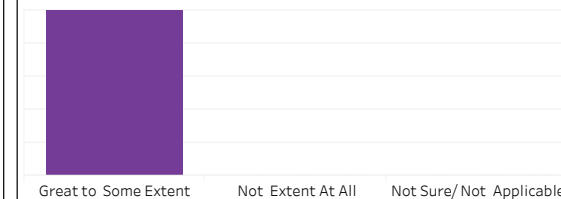
Skills and knowledge relevant in the workplace



Improved earning potential




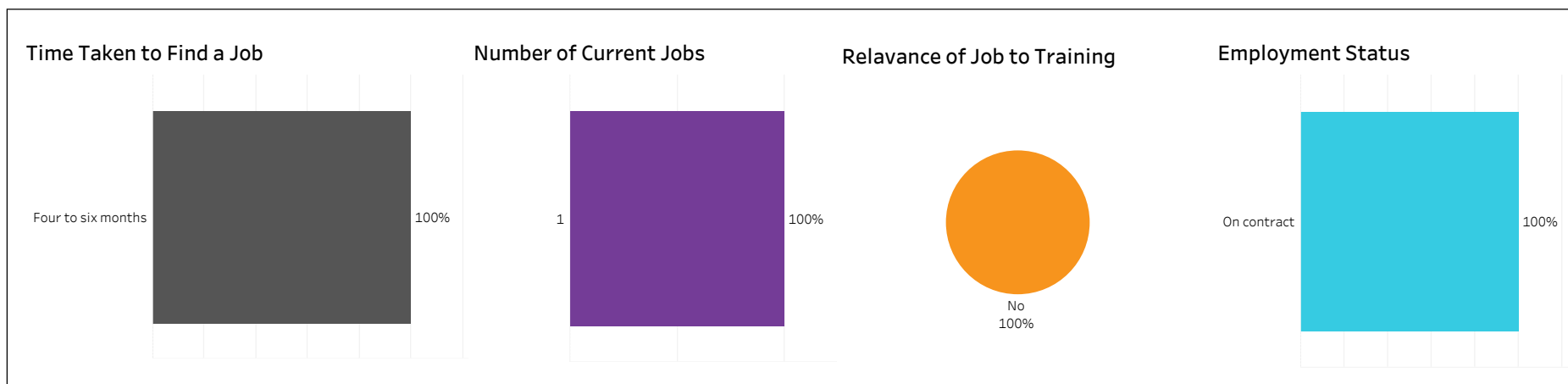
Improved employment opportunities





2016-17 Graduate Follow-up Survey:
Survey Summary (2/2)
All Campuses, Natural Resources & Built Environment, All
Programs, All Credentials, Con Ed - Sask Poly Delivered

Number of Respondents: 1



Institutional Research and Analysis (IR & A)



2016-17 Graduate Follow-up Survey: Survey Summary (1/2)

Saskatoon, Animal and BioScience, BioScience Technology,
DIP, Base

Gender
☒ Female
☒ Gender Unknown
☒ Male

Citizenship
☒ Canadian
☒ Citizenship Unknown
☒ Permanent Resident
☒ Student Visa

Indigenous
☒ Indigenous
☒ Non-Indigenous

Number of Respondents: **10**

Overall Employment

Available Workforce	# of Grads Employed	Employment Rate	# of Full-time Grads	Full-time Employment Rate
9	7	78%	6	67%

Training Related Employment

Available Workforce	# of Training Related Grads	Employment Rate	# of Full-time Grads	Full-time Employment Rate
9	5	56%	5	56%

Location of Employment

Saskatoon	Regina	Moose Jaw	Prince Albert	Elsewhere in Sask	Outside Sask
86%	0%	0%	0%	0%	14%

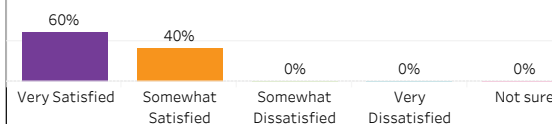
Average Salary

Overall	\$33,796
Full-time Training Related	\$43,471

Salary by Location

	Overall	Full-time Training Related
Saskatoon	33,796	43,471
Ontario		

Overall Satisfaction with the Program



Satisfaction with Sask Polytech

Satisfied with the decision to attend Saskpolytech	Recommend program to others	Recommend Saskpolytech to others
100%	80%	100%

Satisfaction with Campus Facilities & Services

% Satisfied % Dissatisfied % Not sure

Campus facilities



Campus activities



Instruction delivered



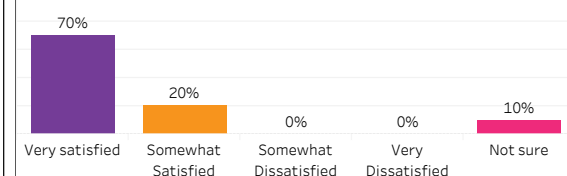
Student support services



Educational experience

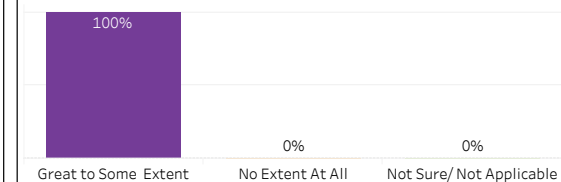


Relevance of Program to the Field of Employment

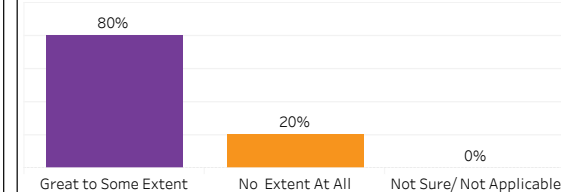


Program Benefits

Skills and knowledge relevant in the workplace



Improved earning potential



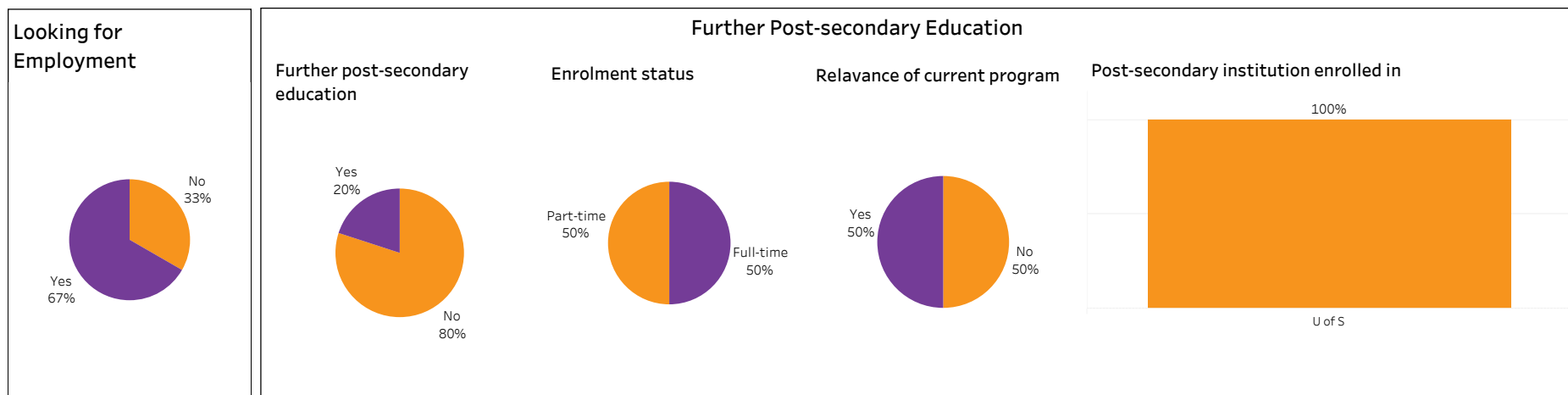
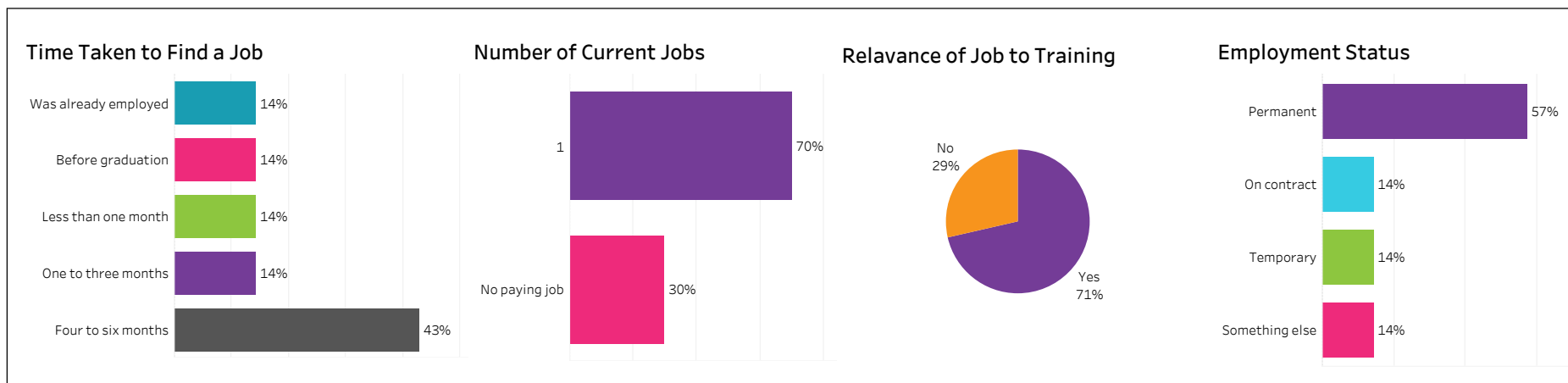
Improved employment opportunities



2016-17 Graduate Follow-up Survey: Survey Summary (2/2)

Saskatoon, Animal and BioScience, BioScience Technology, DIP,
Base

Number of Respondents: 10





**2016-17 Graduate Follow-up Survey:
Survey Summary (1/2)**
**Moose Jaw, Natural Resources & Built Environment, Civil
Engineering Technologies,
DIPC, Base**

Gender
☒ Female
☒ Gender Unknown
☒ Male

Citizenship
☒ Canadian
☒ Citizenship Unknown
☒ Permanent Resident
☒ Student Visa

Indigenous
☒ Indigenous
☒ Non-Indigenous

Number of Respondents: **18**

Overall Employment

Available Workforce	# of Grads Employed	Employment Rate	# of Full-time Grads	Full-time Employment Rate
18	16	89%	16	89%

Training Related Employment

Available Workforce	# of Training Related Grads	Employment Rate	# of Full-time Grads	Full-time Employment Rate
18	13	72%	13	72%

Location of Employment

Saskatoon	Regina	Moose Jaw	Prince Albert	Elsewhere in Sask	Outside Sask
25%	25%	6%	6%	25%	13%

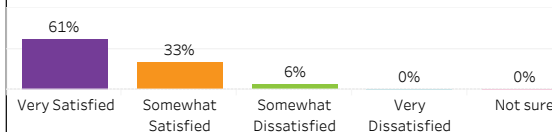
Average Salary

Overall	\$54,988
Full-time Training Related	\$60,644

Salary by Location

	Overall	Full-time Training Related
Saskatoon	53,950	64,133
Regina	55,425	68,350
Moose Jaw	62,400	62,400
Prince Albert	62,000	62,000
Elsewhere in SK	55,669	55,669
Alberta	41,600	41,600
Ontario		

Overall Satisfaction with the Program



Satisfaction with Sask Polytech

Satisfied with the decision to attend Saskpolytech	Recommend program to others	Recommend Saskpolytech to others
100%	100%	100%

Satisfaction with Campus Facilities & Services

■ % Satisfied ■ % Dissatisfied ■ % Not sure

Campus facilities



Campus activities



Instruction delivered



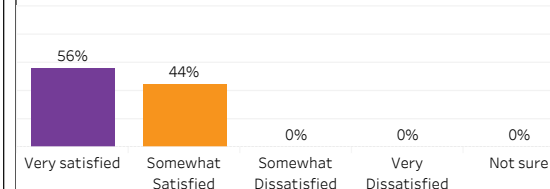
Student support services



Educational experience

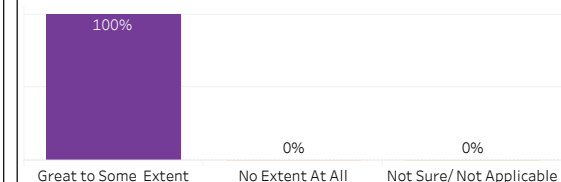


Relevance of Program to the Field of Employment

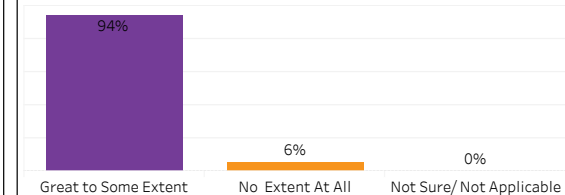


Program Benefits

Skills and knowledge relevant in the workplace



Improved earning potential

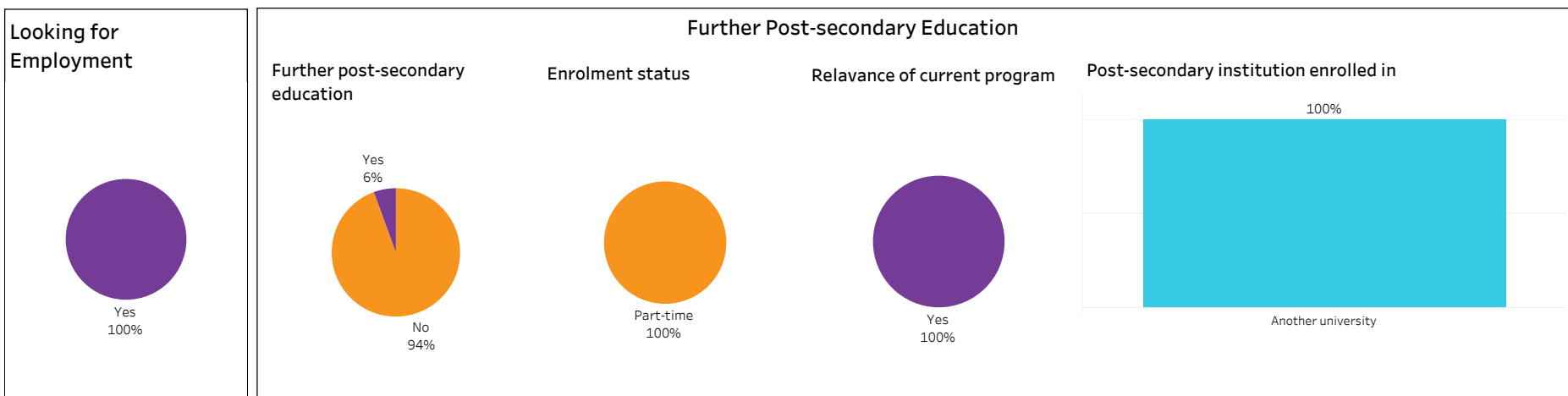
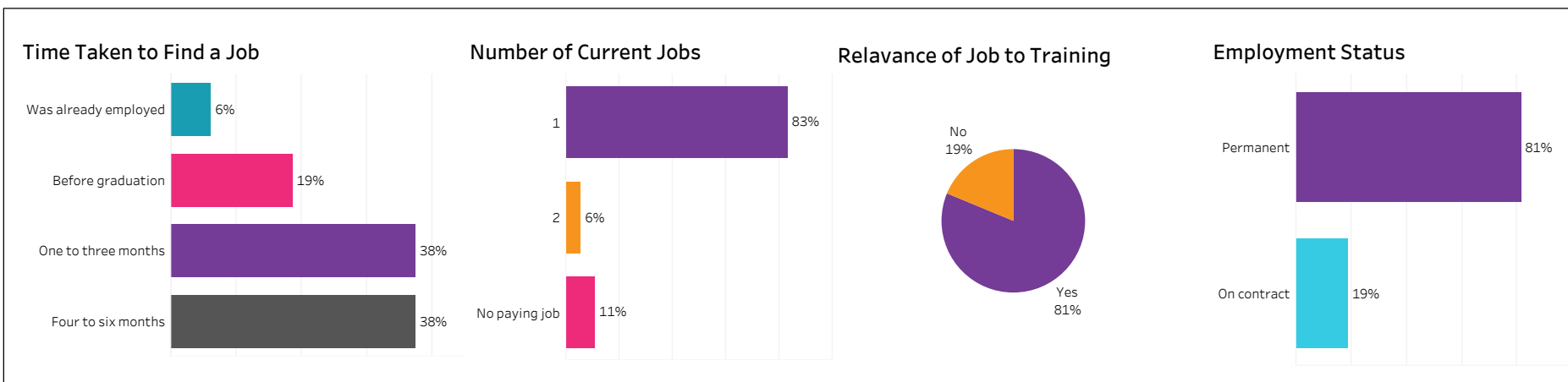


Improved employment opportunities



**2016-17 Graduate Follow-up Survey:
Survey Summary (2/2)**
Moose Jaw, Natural Resources & Built Environment, Civil
Engineering Technologies, DIPC, Base

Number of Respondents: **18**





**2016-17 Graduate Follow-up Survey:
Survey Summary (1/2)**
**Moose Jaw, Natural Resources & Built Environment, Civil
Technician,
CERT, Base**

Gender
☒ Female
☒ Gender Unknown
☒ Male

Citizenship
☒ Canadian
☒ Citizenship Unknown
☒ Permanent Resident
☒ Student Visa

Indigenous
☒ Indigenous
☒ Non-Indigenous

Number of Respondents: **6**

Overall Employment

Available Workforce	# of Grads Employed	Employment Rate	# of Full-time Grads	Full-time Employment Rate
6	6	100%	5	83%

Training Related Employment

Available Workforce	# of Training Related Grads	Employment Rate	# of Full-time Grads	Full-time Employment Rate
6	4	67%	3	50%

Location of Employment

Saskatoon	Regina	Moose Jaw	Prince Albert	Elsewhere in Sask	Outside Sask
50%	33%	0%	0%	17%	0%

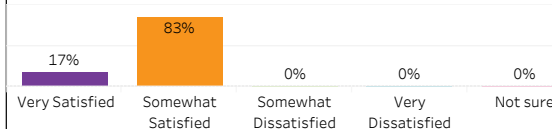
Average Salary

Overall	\$60,813
Full-time Training Related	\$50,880

Salary by Location

	Overall	Full-time Training Related
Saskatoon	74,213	53,820
Regina	60,200	45,000
Elsewhere in SK	21,840	

Overall Satisfaction with the Program



Satisfaction with Sask Polytech

Satisfied with the decision to attend Saskpolytech	Recommend program to others	Recommend Saskpolytech to others
100%	83%	100%

Satisfaction with Campus Facilities & Services

% Satisfied % Dissatisfied % Not sure

Campus facilities



Campus activities



Instruction delivered



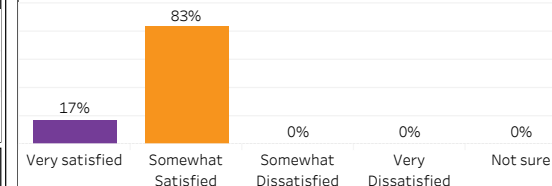
Student support services



Educational experience

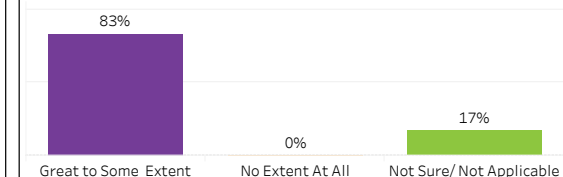


Relevance of Program to the Field of Employment

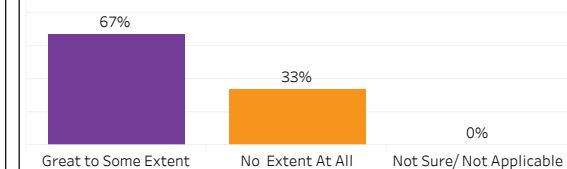


Program Benefits

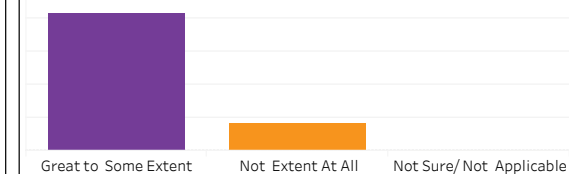
Skills and knowledge relevant in the workplace



Improved earning potential



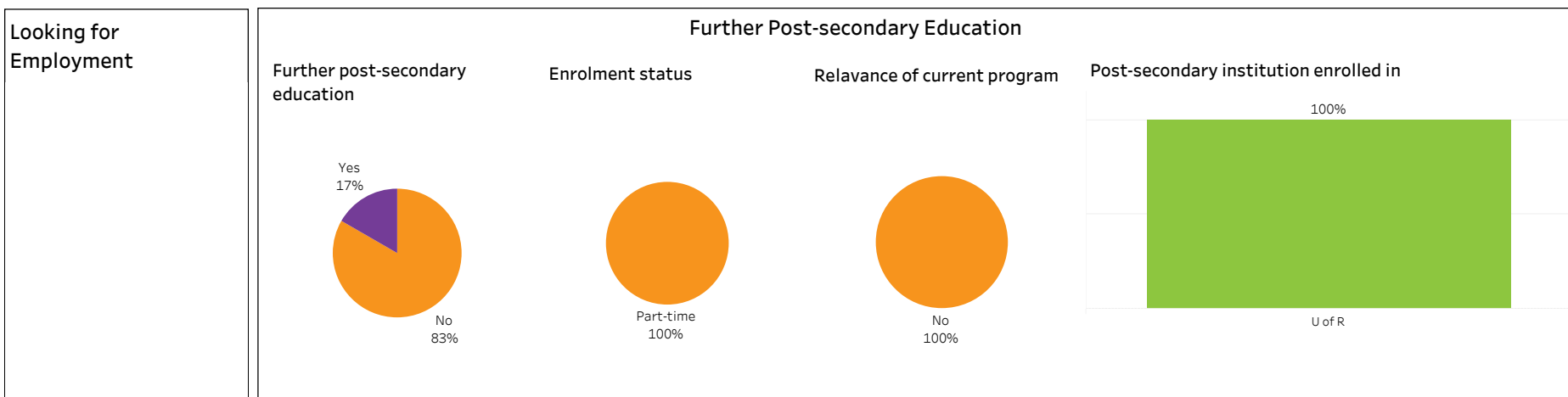
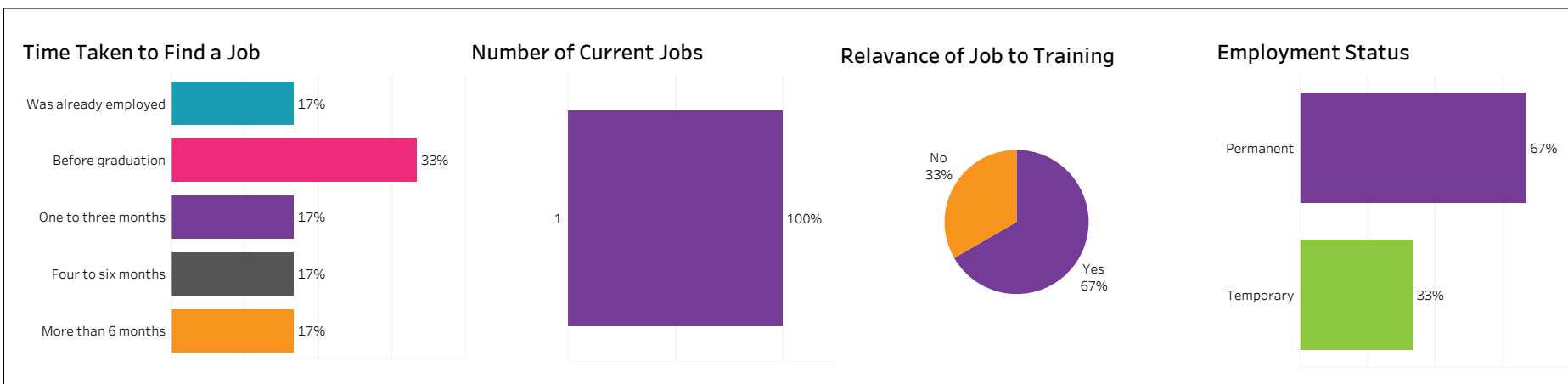
Improved employment opportunities





2016-17 Graduate Follow-up Survey: Survey Summary (2/2) Moose Jaw, Natural Resources & Built Environment, Civil Technician, CERT, Base

Number of Respondents: 6



Institutional Research and Analysis (IR & A)



**2016-17 Graduate Follow-up Survey:
Survey Summary (1/2)**
**Moose Jaw, Natural Resources & Built Environment, Civil
Technician,
CERT, Con Ed - Brokered**

Gender
☒ Female
☒ Gender Unknown
☒ Male

Citizenship
☒ Canadian
☒ Citizenship Unknown
☒ Permanent Resident
☒ Student Visa

Indigenous
☒ Indigenous
☒ Non-Indigenous

Number of Respondents: **2**

Overall Employment

Available Workforce	# of Grads Employed	Employment Rate	# of Full-time Grads	Full-time Employment Rate
2	1	50%	1	50%

Training Related Employment

Available Workforce	# of Training Related Grads	Employment Rate	# of Full-time Grads	Full-time Employment Rate
2	1	50%	1	50%

Location of Employment

Saskatoon	Regina	Moose Jaw	Prince Albert	Elsewhere in Sask	Outside Sask
0%	0%	0%	0%	100%	0%

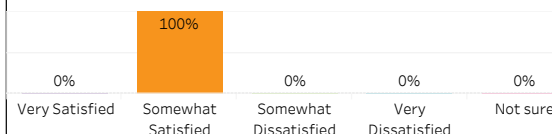
Average Salary

Overall	\$34,580
Full-time Training Related	\$34,580

Salary by Location

	Overall	Full-time Training Related
Elsewhere in SK	34,580	34,580

Overall Satisfaction with the Program



Satisfaction with Sask Polytech

Satisfied with the decision to attend Saskpolytech	Recommend program to others	Recommend Saskpolytech to others
100%	100%	100%

Satisfaction with Campus Facilities & Services

■ % Satisfied ■ % Dissatisfied ■ % Not sure

Campus facilities



Campus activities



Instruction delivered



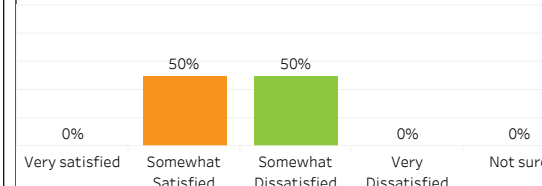
Student support services



Educational experience

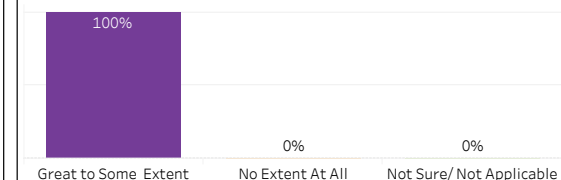


Relevance of Program to the Field of Employment

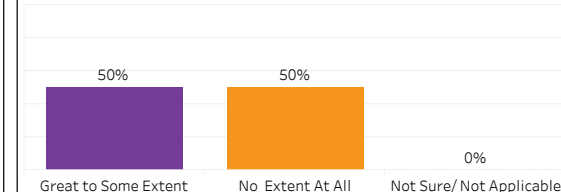


Program Benefits

Skills and knowledge relevant in the workplace



Improved earning potential




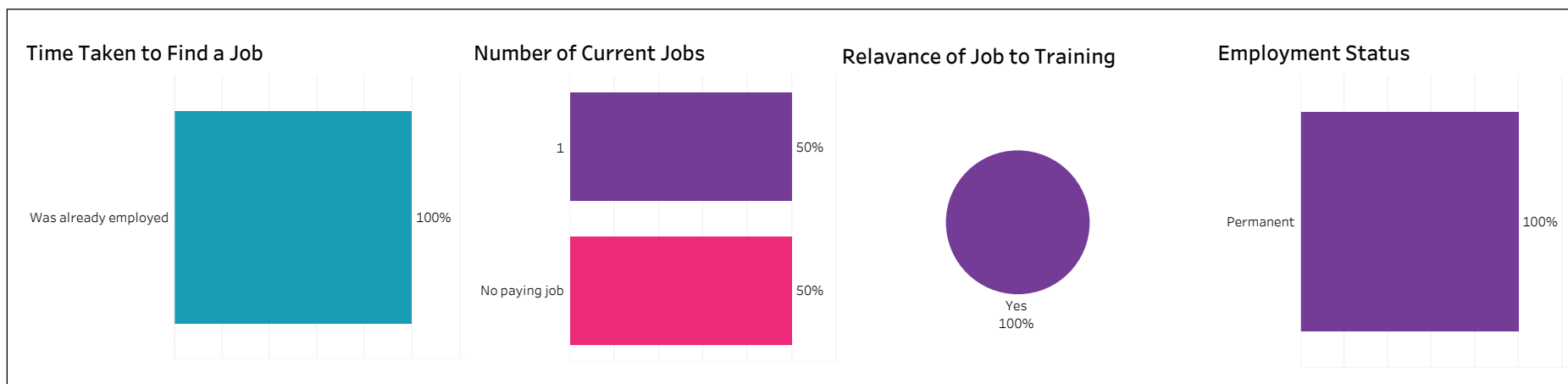
Improved employment opportunities





2016-17 Graduate Follow-up Survey:
Survey Summary (2/2)
Moose Jaw, Natural Resources & Built Environment, Civil
Technician, CERT, Con Ed - Brokered

Number of Respondents: 2





2016-17 Graduate Follow-up Survey: Survey Summary (1/2)

Moose Jaw, Natural Resources & Built Environment, Environmental
Engineering,
DIPC, Base

Gender
☒ Female
☒ Gender Unknown
☒ Male

Citizenship
☒ Canadian
☒ Citizenship Unknown
☒ Permanent Resident
☒ Student Visa

Indigenous
☒ Indigenous
☒ Non-Indigenous

Number of Respondents: **11**

Overall Employment

Available Workforce	# of Grads Employed	Employment Rate	# of Full-time Grads	Full-time Employment Rate
11	7	64%	7	64%

Training Related Employment

Available Workforce	# of Training Related Grads	Employment Rate	# of Full-time Grads	Full-time Employment Rate
11	7	64%	7	64%

Location of Employment

Saskatoon	Regina	Moose Jaw	Prince Albert	Elsewhere in Sask	Outside Sask
17%	0%	17%	17%	33%	17%

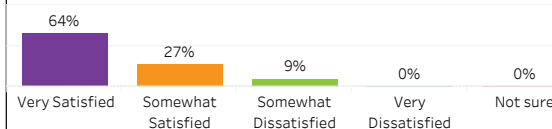
Average Salary

Overall	\$50,804
Full-time Training Related	\$50,804

Salary by Location

	Overall	Full-time Training Related
Saskatoon	45,760	45,760
Moose Jaw	28,704	28,704
Prince Albert	44,000	44,000
Elsewhere in SK	51,840	51,840
Manitoba	82,680	82,680

Overall Satisfaction with the Program



Satisfaction with Sask Polytech

Satisfied with the decision to attend Saskpolytech	Recommend program to others	Recommend Saskpolytech to others
91%	82%	91%

Satisfaction with Campus Facilities & Services

% Satisfied % Dissatisfied % Not sure

Campus facilities



Campus activities



Instruction delivered



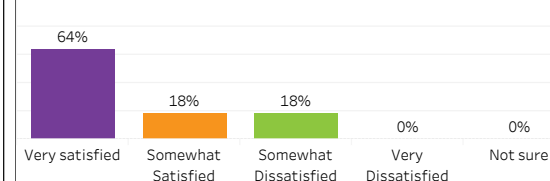
Student support services



Educational experience

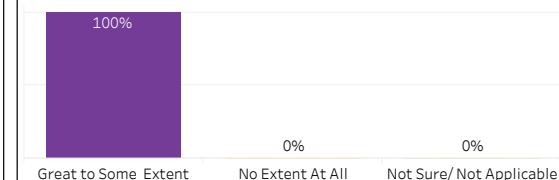


Relevance of Program to the Field of Employment

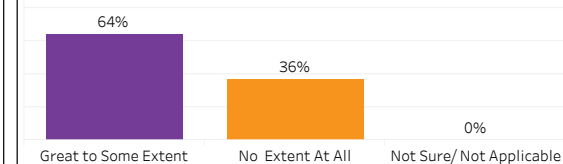


Program Benefits

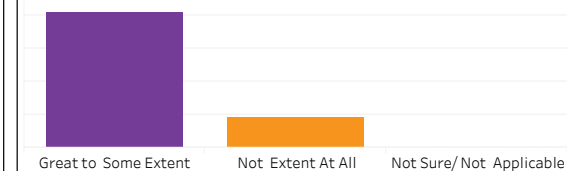
Skills and knowledge relevant in the workplace



Improved earning potential




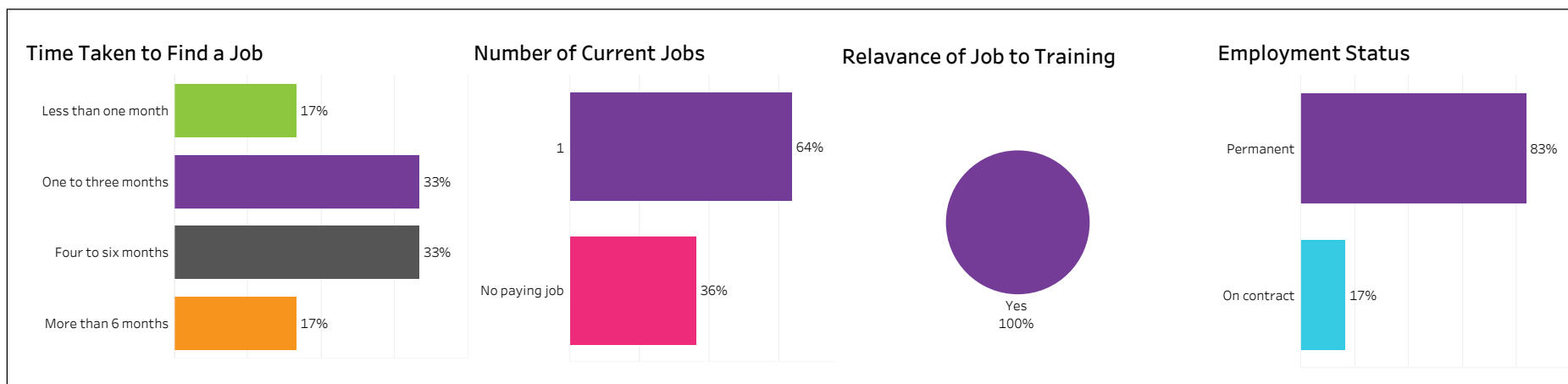
Improved employment opportunities





**2016-17 Graduate Follow-up Survey:
Survey Summary (2/2)**
Moose Jaw, Natural Resources & Built Environment,
Environmental Engineering, DIPC, Base

Number of Respondents: **11**



Institutional Research and Analysis (IR & A)



**2016-17 Graduate Follow-up Survey:
Survey Summary (1/2)**
**Prince Albert, Natural Resources & Built Environment, GIS for
Resource Management,
CERT, Base**

Gender
☒ Female
☒ Gender Unknown
☒ Male

Citizenship
☒ Canadian
☒ Citizenship Unknown
☒ Permanent Resident
☒ Student Visa

Indigenous
☒ Indigenous
☒ Non-Indigenous

Number of Respondents: **4**

Overall Employment

Available Workforce	# of Grads Employed	Employment Rate	# of Full-time Grads	Full-time Employment Rate
4	4	100%	4	100%

Training Related Employment

Available Workforce	# of Training Related Grads	Employment Rate	# of Full-time Grads	Full-time Employment Rate
4	3	75%	3	75%

Location of Employment

Saskatoon	Regina	Moose Jaw	Prince Albert	Elsewhere in Sask	Outside Sask
0%	0%	0%	25%	75%	0%

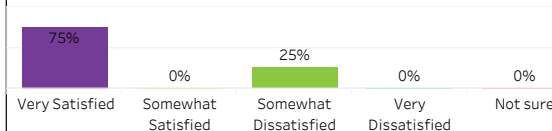
Average Salary



Salary by Location

	Overall	Full-time Training Related
Prince Albert	45,789	45,789
Elsewhere in SK	45,760	47,840

Overall Satisfaction with the Program



Satisfaction with Sask Polytech

Satisfied with the decision to attend Saskpolytech	Recommend program to others	Recommend Saskpolytech to others
100%	100%	100%

Satisfaction with Campus Facilities & Services

■ % Satisfied ■ % Dissatisfied ■ % Not sure

Campus facilities



Campus activities



Instruction delivered



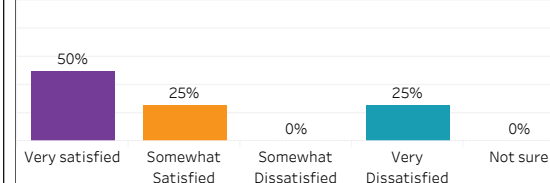
Student support services



Educational experience

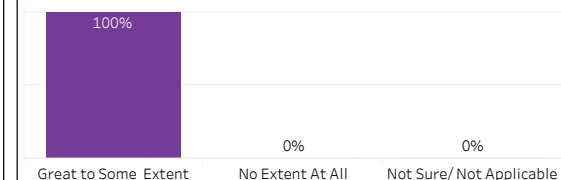


Relevance of Program to the Field of Employment

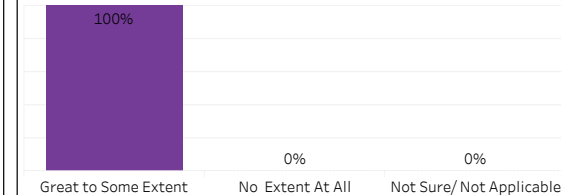


Program Benefits

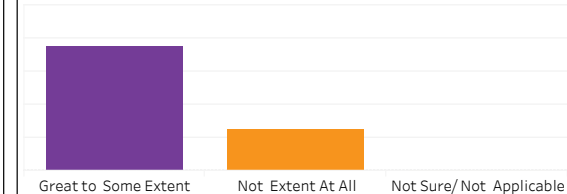
Skills and knowledge relevant in the workplace



Improved earning potential



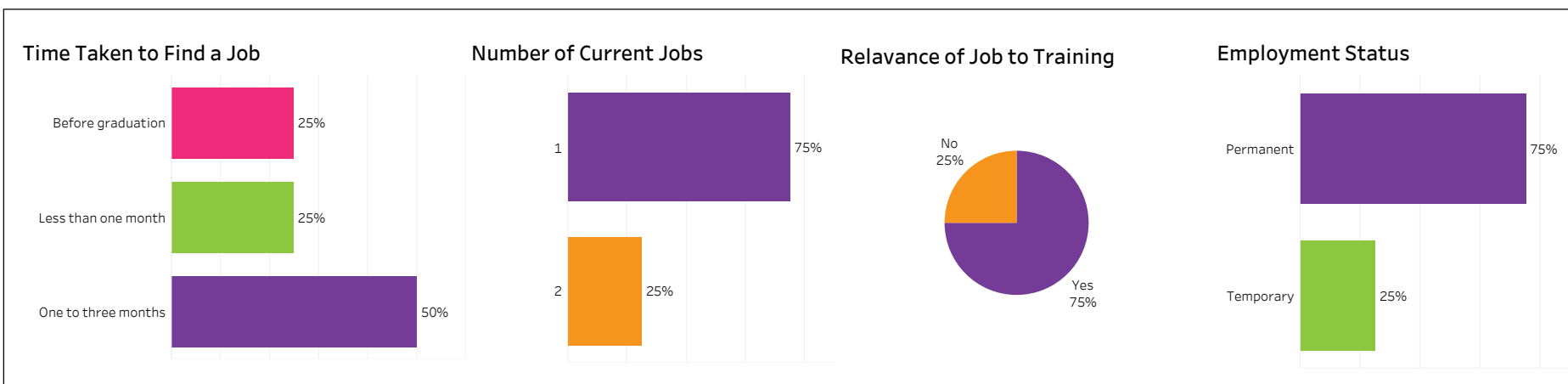
Improved employment opportunities



2016-17 Graduate Follow-up Survey: Survey Summary (2/2)

Prince Albert, Natural Resources & Built Environment, GIS for Resource Management, CERT, Base

Number of Respondents: 4



Looking for Employment

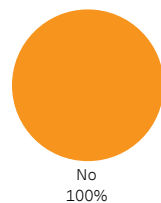
Further Post-secondary Education

Further post-secondary
education

Enrolment status

Relavence of current program

Post-secondary institution enrolled in





**2016-17 Graduate Follow-up Survey:
Survey Summary (1/2)**
**Prince Albert, Natural Resources & Built Environment, Integrated
Resource Management,
DIP, Base**

Gender
☒ Female
☒ Gender Unknown
☒ Male

Citizenship
☒ Canadian
☒ Citizenship Unknown
☒ Permanent Resident
☒ Student Visa

Indigenous
☒ Indigenous
☒ Non-Indigenous

Number of Respondents: **15**

Overall Employment

Available Workforce	# of Grads Employed	Employment Rate	# of Full-time Grads	Full-time Employment Rate
7	6	86%	4	57%

Training Related Employment

Available Workforce	# of Training Related Grads	Employment Rate	# of Full-time Grads	Full-time Employment Rate
7	4	57%	2	29%

Location of Employment

Saskatoon	Regina	Moose Jaw	Prince Albert	Elsewhere in Sask	Outside Sask
0%	17%	0%	33%	17%	33%

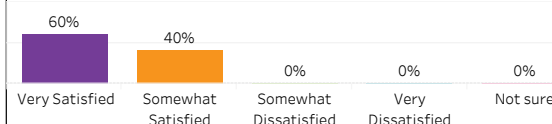
Average Salary

Overall	\$44,092
Full-time Training Related	\$85,280

Salary by Location

	Overall	Full-time Training Related
Regina	20,280	
Prince Albert	7,621	
Elsewhere in SK	22,000	
British Columbia	85,280	85,280

Overall Satisfaction with the Program



Satisfaction with Sask Polytech

Satisfied with the decision to attend Saskpolytech	Recommend program to others	Recommend Saskpolytech to others
100%	100%	93%

Satisfaction with Campus Facilities & Services

■ % Satisfied ■ % Dissatisfied ■ % Not sure

Campus facilities



Campus activities



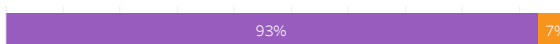
Instruction delivered



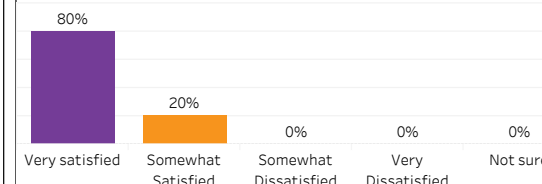
Student support services



Educational experience

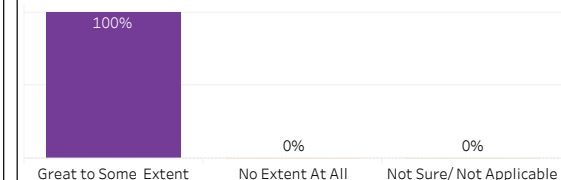


Relevance of Program to the Field of Employment

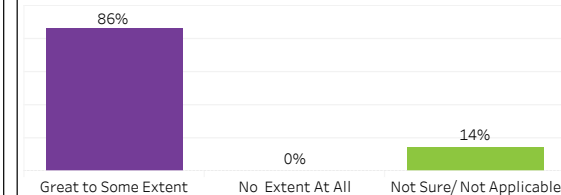


Program Benefits

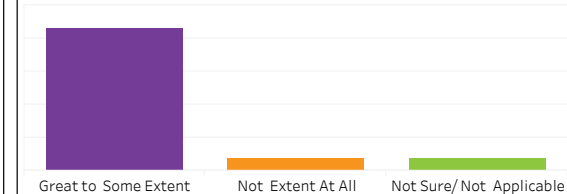
Skills and knowledge relevant in the workplace



Improved earning potential

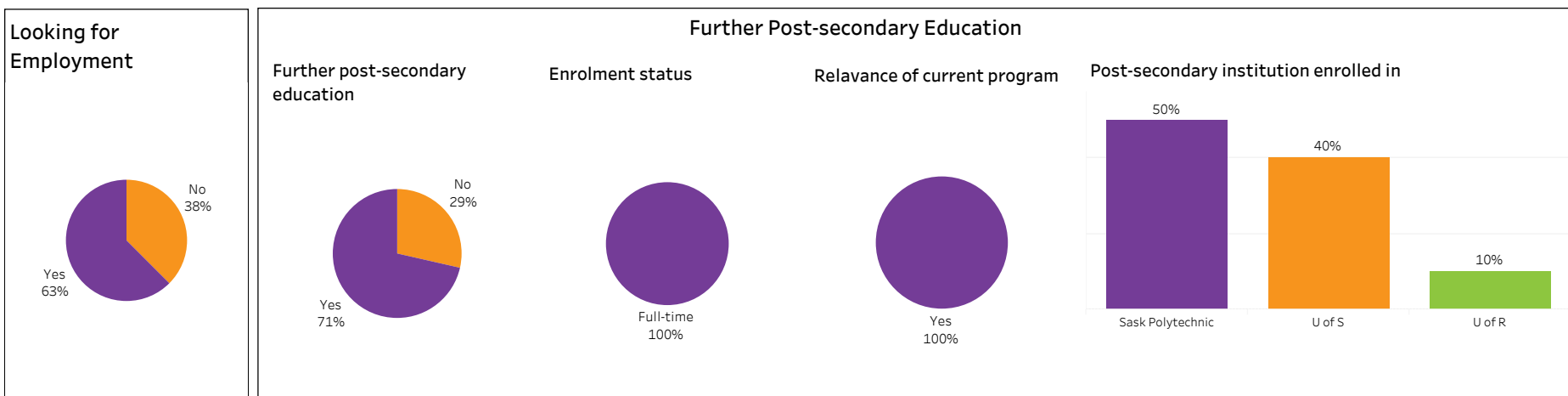
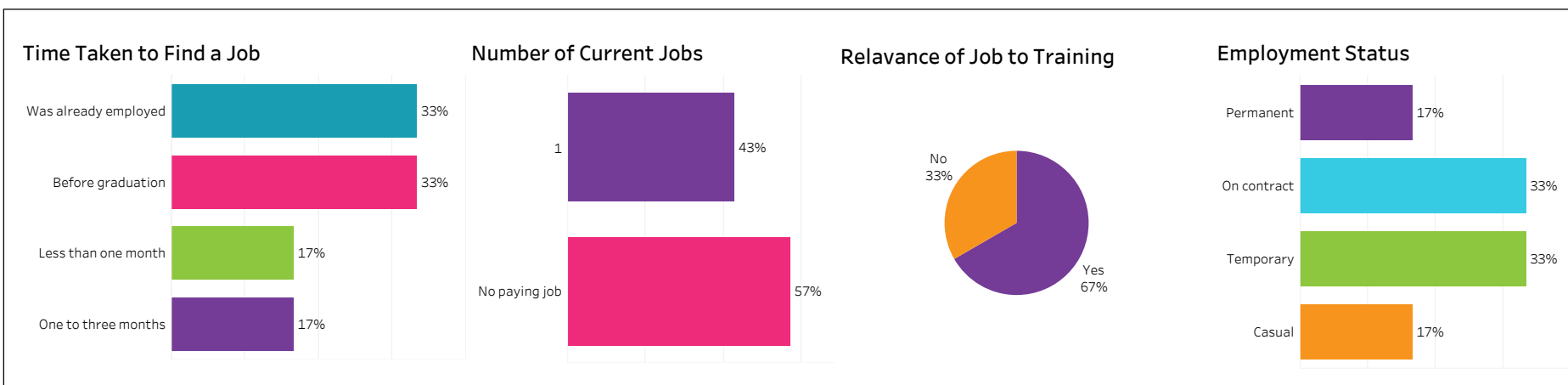


Improved employment opportunities



**2016-17 Graduate Follow-up Survey:
Survey Summary (2/2)**
Prince Albert, Natural Resources & Built Environment,
Integrated Resource Management, DIP, Base

Number of Respondents: **15**



Institutional Research and Analysis (IR & A)



**2016-17 Graduate Follow-up Survey:
Survey Summary (1/2)**
**Prince Albert, Natural Resources & Built Environment,
Resource/Environmental Law,
DIP, Base**

Gender
☒ Female
☒ Gender Unknown
☒ Male

Citizenship
☒ Canadian
☒ Citizenship Unknown
☒ Permanent Resident
☒ Student Visa

Indigenous
☒ Indigenous
☒ Non-Indigenous

Number of Respondents: **8**

Overall Employment

Available Workforce	# of Grads Employed	Employment Rate	# of Full-time Grads	Full-time Employment Rate
7	6	86%	4	57%

Training Related Employment

Available Workforce	# of Training Related Grads	Employment Rate	# of Full-time Grads	Full-time Employment Rate
7	3	43%	2	29%

Location of Employment

Saskatoon	Regina	Moose Jaw	Prince Albert	Elsewhere in Sask	Outside Sask
50%	0%	0%	17%	17%	17%

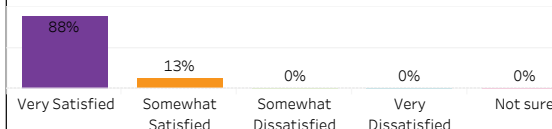
Average Salary



Salary by Location

	Overall	Full-time Training Related
Saskatoon	48,464	59,800
Prince Albert	9,464	
Elsewhere in SK	4,160	
British Columbia	58,500	58,500

Overall Satisfaction with the Program



Satisfaction with Sask Polytech

Satisfied with the decision to attend Saskpolytech	Recommend program to others	Recommend Saskpolytech to others
100%	100%	100%

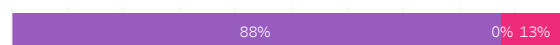
Satisfaction with Campus Facilities & Services

☒ % Satisfied
 ☒ % Dissatisfied
 ☒ % Not sure

Campus facilities



Campus activities



Instruction delivered



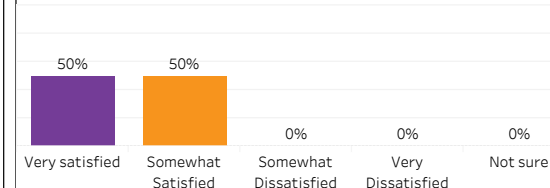
Student support services



Educational experience

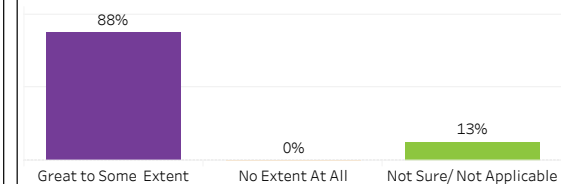


Relevance of Program to the Field of Employment

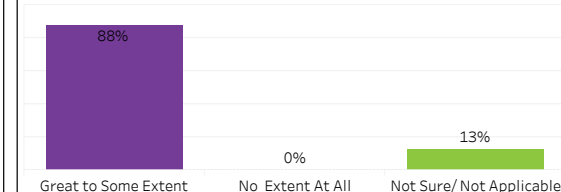


Program Benefits

Skills and knowledge relevant in the workplace



Improved earning potential

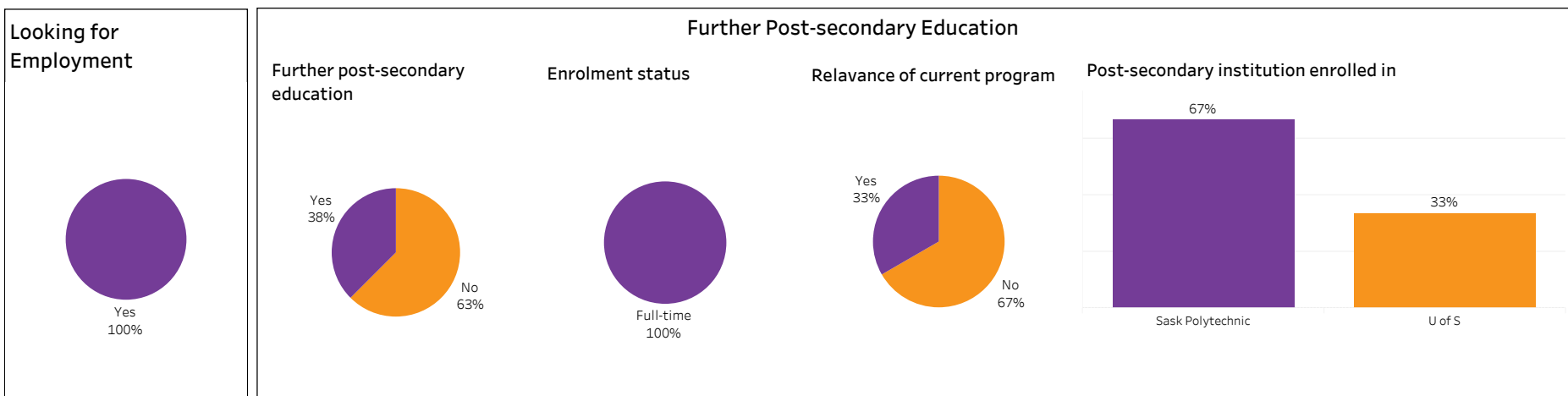
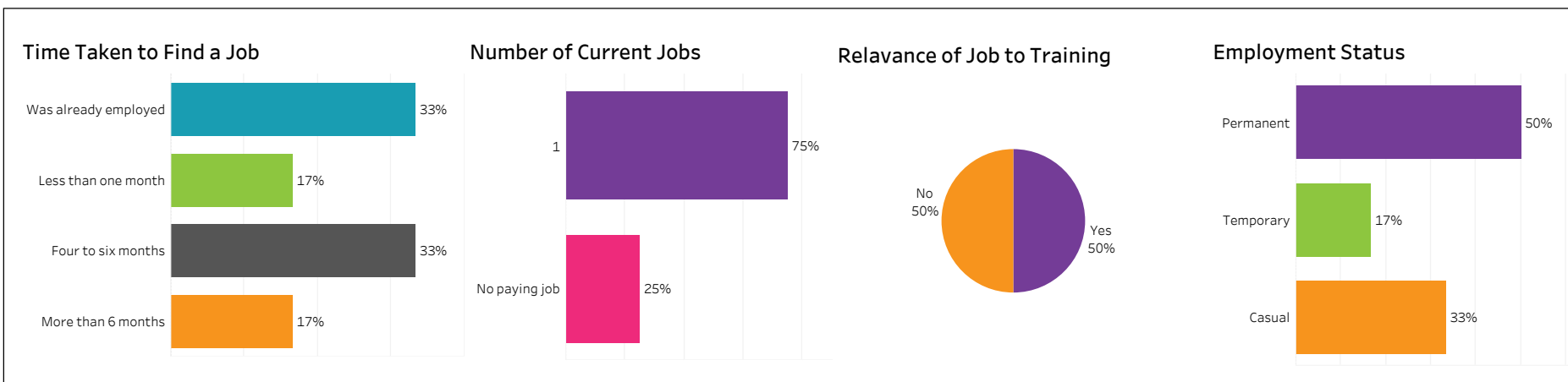


Improved employment opportunities



**2016-17 Graduate Follow-up Survey:
Survey Summary (2/2)**
Prince Albert, Natural Resources & Built Environment,
Resource/Environmental Law, DIP, Base

Number of Respondents: 8



Institutional Research and Analysis (IR & A)



**2016-17 Graduate Follow-up Survey:
Survey Summary (1/2)**
**Moose Jaw, Natural Resources & Built Environment, Water &
Wastewater Technician,
CERT, Con Ed - Sask Poly Delivered**

Gender
☒ Female
☒ Gender Unknown
☒ Male

Citizenship
☒ Canadian
☒ Citizenship Unknown
☒ Permanent Resident
☒ Student Visa

Indigenous
☒ Indigenous
☒ Non-Indigenous

Number of Respondents: **1**

Overall Employment

Available Workforce	# of Grads Employed	Employment Rate	# of Full-time Grads	Full-time Employment Rate
1	1	100%	1	100%

Training Related Employment

Available Workforce	# of Training Related Grads	Employment Rate	# of Full-time Grads	Full-time Employment Rate
1	0	0%		

Location of Employment

Saskatoon	Regina	Moose Jaw	Prince Albert	Elsewhere in Sask	Outside Sask
0%	100%	0%	0%	0%	0%

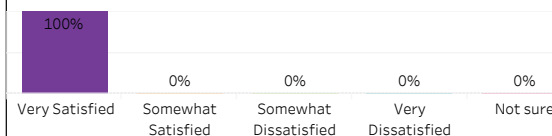
Average Salary

	Overall	Full-time Training Related
	\$33,280	

Salary by Location

	Overall	Full-time Training Related
Regina	33,280	

Overall Satisfaction with the Program



Satisfaction with Sask Polytech

Satisfied with the decision to attend Saskpolytech	Recommend program to others	Recommend Saskpolytech to others
100%	0%	100%

Satisfaction with Campus Facilities & Services

■ % Satisfied ■ % Dissatisfied ■ % Not sure

Campus facilities



Campus activities



Instruction delivered



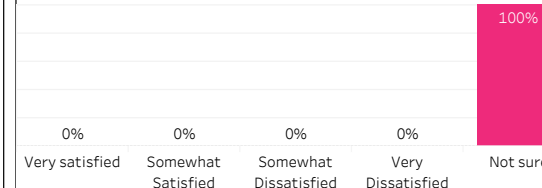
Student support services



Educational experience

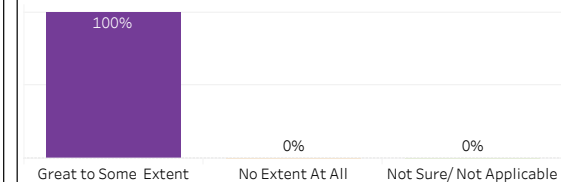


Relevance of Program to the Field of Employment

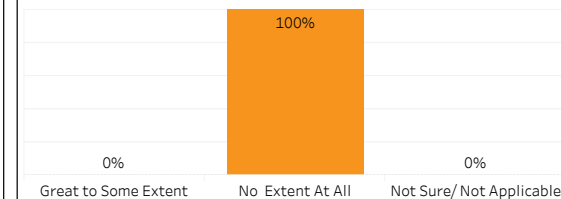


Program Benefits

Skills and knowledge relevant in the workplace



Improved earning potential




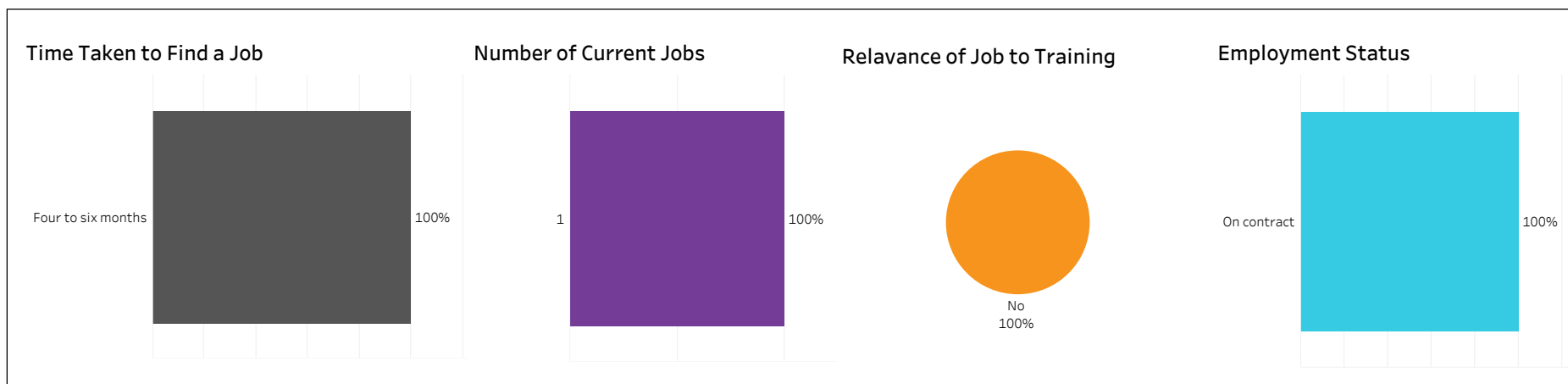
Improved employment opportunities





2016-17 Graduate Follow-up Survey:
Survey Summary (2/2)
Moose Jaw, Natural Resources & Built Environment, Water &
Wastewater Technician, CERT, Con Ed - Sask Poly Delivered

Number of Respondents: 1



School of Nursing



2016-17 Graduate Follow-up Survey: Survey Summary (1/2)

All Campuses, Nursing, All Programs,
All Credentials, Base and Con Ed

Gender
☒ Female
☒ Gender Unknown
☒ Male

Citizenship
☒ Canadian
☒ Citizenship Unknown
☒ Permanent Resident
☒ Student Visa

Indigenous
☒ Indigenous
☒ Non-Indigenous

Number of Respondents: 317

Overall Employment

Available Workforce	# of Grads Employed	Employment Rate	# of Full-time Grads	Full-time Employment Rate
306	293	96%	242	79%

Training Related Employment

Available Workforce	# of Training Related Grads	Employment Rate	# of Full-time Grads	Full-time Employment Rate
306	263	86%	222	73%

Location of Employment

Saskatoon	Regina	Moose Jaw	Prince Albert	Elsewhere in Sask	Outside Sask
22%	32%	3%	8%	28%	7%

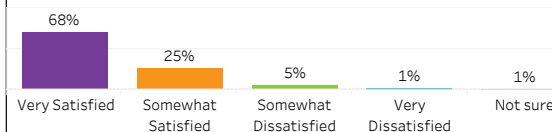
Average Salary

Overall	\$59,408
Full-time Training Related	\$65,949

Salary by Location

	Overall	Full-time Training Related
Saskatoon	61,900	70,045
Regina	59,999	65,133
Moose Jaw	54,873	85,620
Prince Albert	66,360	71,137
Elsewhere in SK	58,391	62,644
Alberta	44,803	
British Columbia	36,741	66,000
Manitoba		
Ontario	71,629	71,629
Elsewhere in Canada	41,587	47,379

Overall Satisfaction with the Program



Satisfaction with Sask Polytech

Satisfied with the decision to attend Saskpolytech	Recommend program to others	Recommend Saskpolytech to others
99%	94%	98%

Satisfaction with Campus Facilities & Services

% Satisfied % Dissatisfied % Not sure

Campus facilities



Campus activities



Instruction delivered



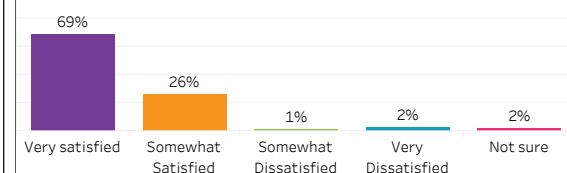
Student support services



Educational experience

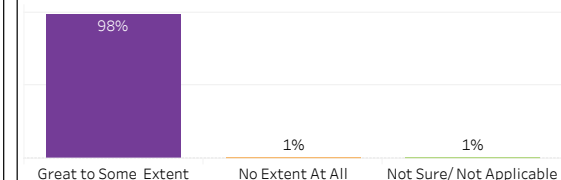


Relevance of Program to the Field of Employment

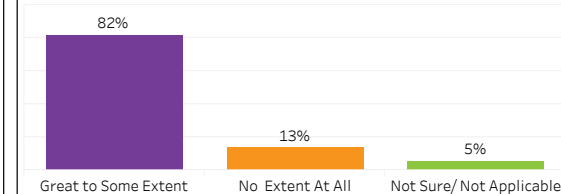


Program Benefits

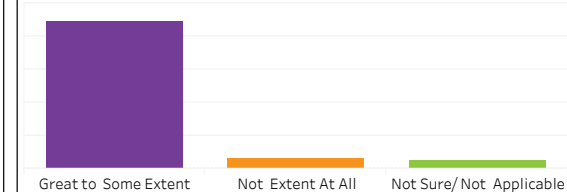
Skills and knowledge relevant in the workplace



Improved earning potential



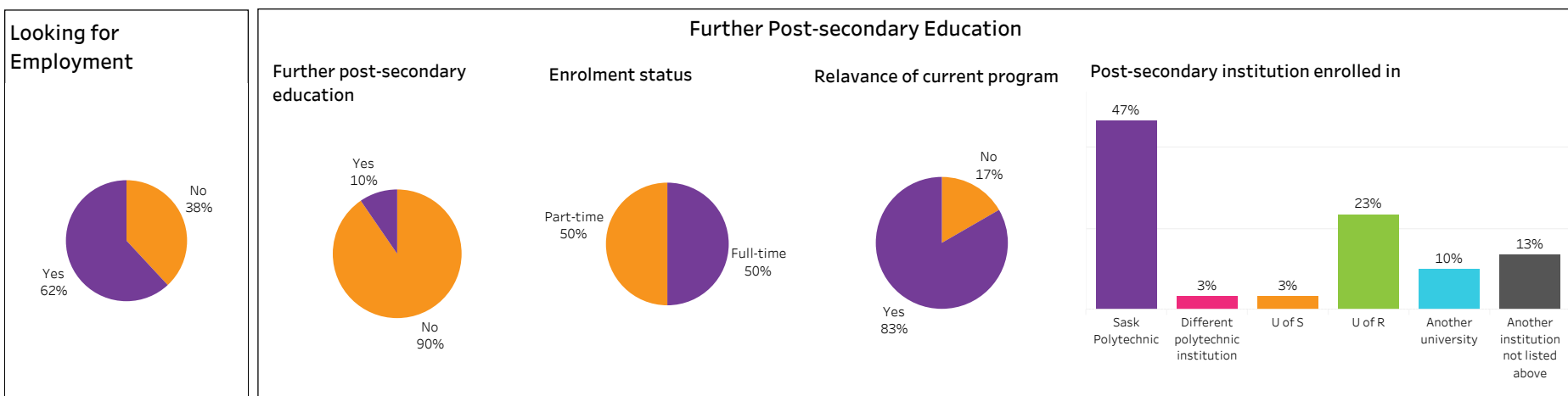
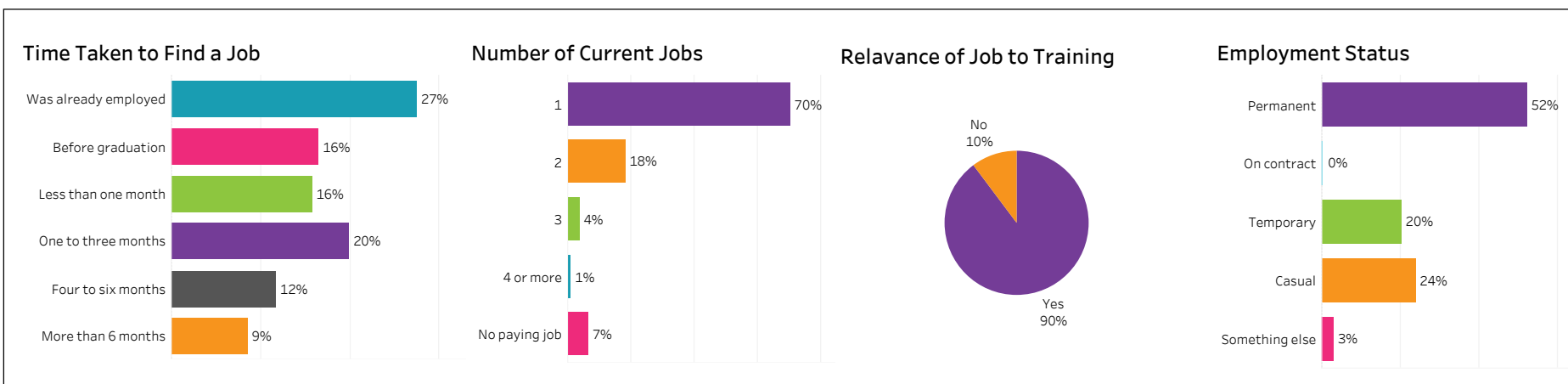
Improved employment opportunities



2016-17 Graduate Follow-up Survey: Survey Summary (2/2)

All Campuses, Nursing, All Programs, All Credentials, Base and
Con Ed

Number of Respondents: **317**



Institutional Research and Analysis (IR & A)



2016-17 Graduate Follow-up Survey: Survey Summary (1/2)

All Campuses, Nursing, All Programs,
All Credentials, Base

Gender
☒ Female
☒ Gender Unknown
☒ Male

Citizenship
☒ Canadian
☒ Citizenship Unknown
☒ Permanent Resident
☒ Student Visa

Indigenous
☒ Indigenous
☒ Non-Indigenous

Number of Respondents: 102

Overall Employment

Available Workforce	# of Grads Employed	Employment Rate	# of Full-time Grads	Full-time Employment Rate
96	93	97%	76	79%

Training Related Employment

Available Workforce	# of Training Related Grads	Employment Rate	# of Full-time Grads	Full-time Employment Rate
96	88	92%	74	77%

Location of Employment

Saskatoon	Regina	Moose Jaw	Prince Albert	Elsewhere in Sask	Outside Sask
18%	38%	2%	11%	25%	5%

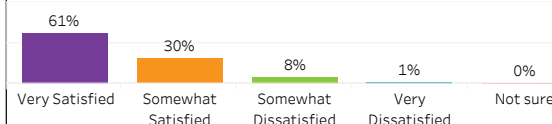
Average Salary

Overall	\$63,787
Full-time Training Related	\$68,769

Salary by Location

	Overall	Full-time Training Related
Saskatoon	62,196	74,856
Regina	61,224	65,086
Moose Jaw	44,928	
Prince Albert	72,056	75,915
Elsewhere in SK	66,106	67,403
Alberta	65,000	
British Columbia	66,000	66,000
Manitoba		

Overall Satisfaction with the Program



Satisfaction with Sask Polytech

Satisfied with the decision to attend Saskpolytech	Recommend program to others	Recommend Saskpolytech to others
100%	93%	97%

Satisfaction with Campus Facilities & Services

% Satisfied % Dissatisfied % Not sure

Campus facilities



Campus activities



Instruction delivered



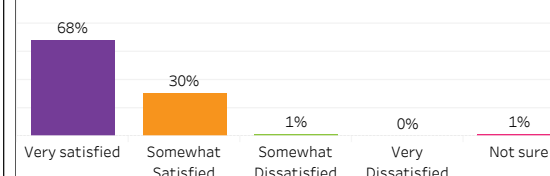
Student support services



Educational experience

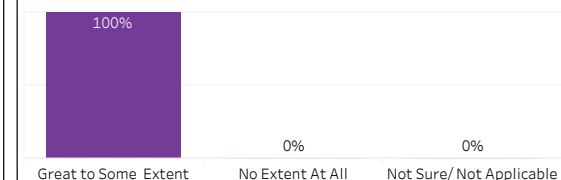


Relevance of Program to the Field of Employment

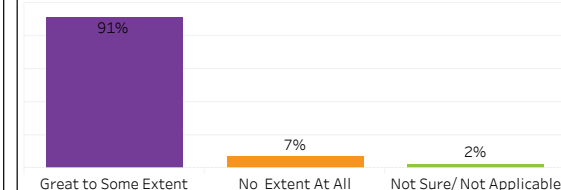


Program Benefits

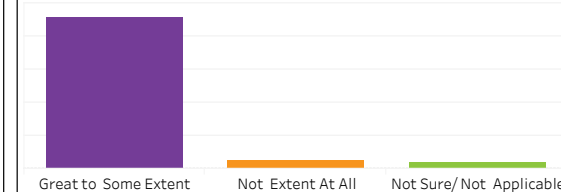
Skills and knowledge relevant in the workplace



Improved earning potential



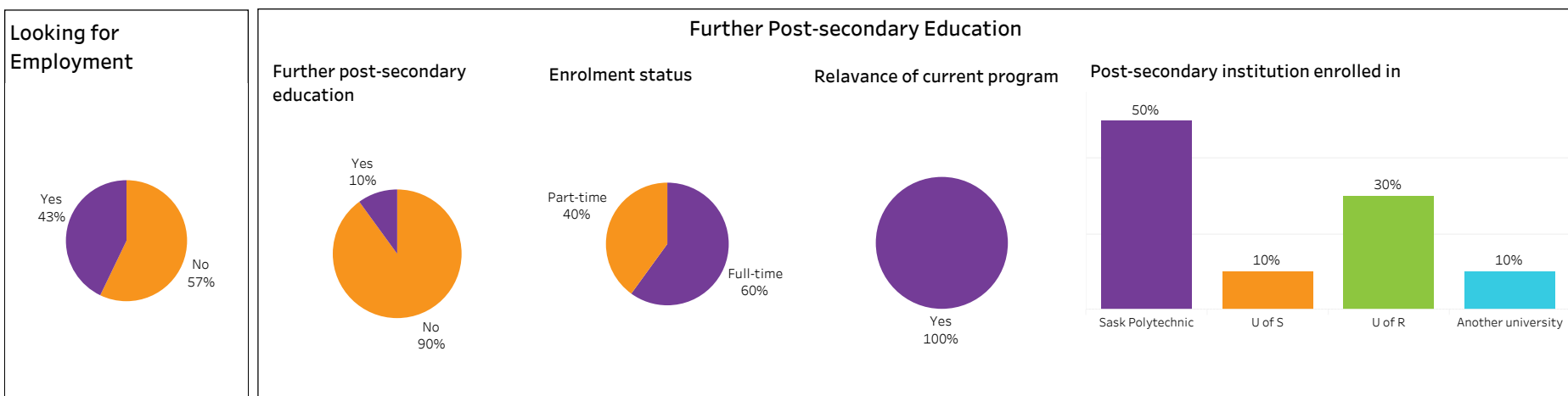
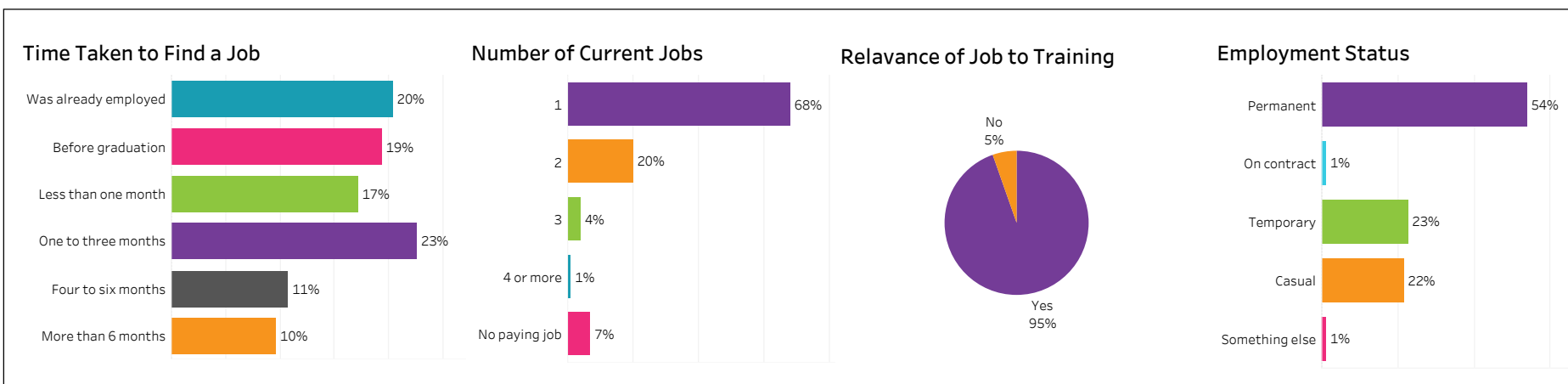
Improved employment opportunities



2016-17 Graduate Follow-up Survey: Survey Summary (2/2)

All Campuses, Nursing, All Programs, All Credentials, Base

Number of Respondents: 102





2016-17 Graduate Follow-up Survey: Survey Summary (1/2)

All Campuses, Nursing, All Programs,
All Credentials, Con Ed - Brokered

Gender
☒ Female
☒ Gender Unknown
☒ Male

Citizenship
☒ Canadian
☒ Citizenship Unknown
☒ Permanent Resident
☒ Student Visa

Indigenous
☒ Indigenous
☒ Non-Indigenous

Number of Respondents: 88

Overall Employment

Available Workforce	# of Grads Employed	Employment Rate	# of Full-time Grads	Full-time Employment Rate
87	87	100%	69	79%

Training Related Employment

Available Workforce	# of Training Related Grads	Employment Rate	# of Full-time Grads	Full-time Employment Rate
87	84	97%	66	76%

Location of Employment

Saskatoon	Regina	Moose Jaw	Prince Albert	Elsewhere in Sask	Outside Sask
21%	17%	2%	7%	51%	1%

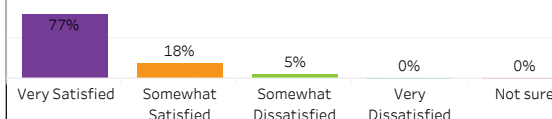
Average Salary

Overall	\$53,940
Full-time Training Related	\$61,708

Salary by Location

	Overall	Full-time Training Related
Saskatoon	49,673	60,700
Regina	56,414	64,807
Moose Jaw	17,540	
Prince Albert	56,035	61,522
Elsewhere in SK	56,861	61,120
Alberta	33,010	

Overall Satisfaction with the Program



Satisfaction with Sask Polytech

Satisfied with the decision to attend Saskpolytech	Recommend program to others	Recommend Saskpolytech to others
99%	97%	98%

Satisfaction with Campus Facilities & Services

% Satisfied % Dissatisfied % Not sure

Campus facilities



Campus activities



Instruction delivered



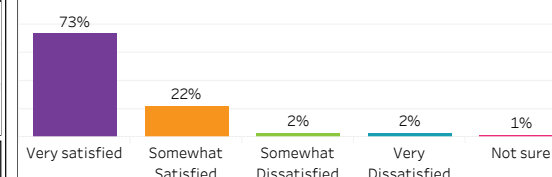
Student support services



Educational experience

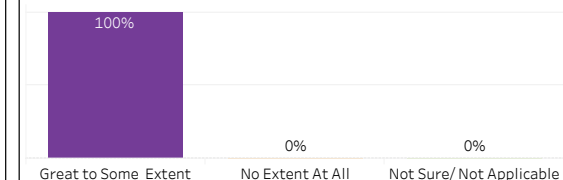


Relevance of Program to the Field of Employment

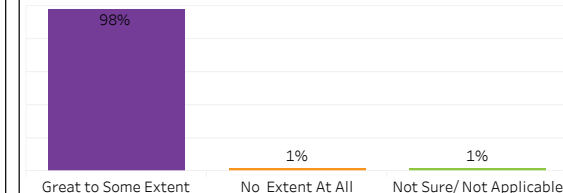


Program Benefits

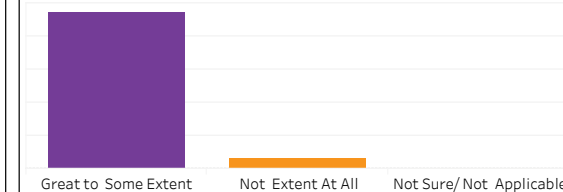
Skills and knowledge relevant in the workplace



Improved earning potential



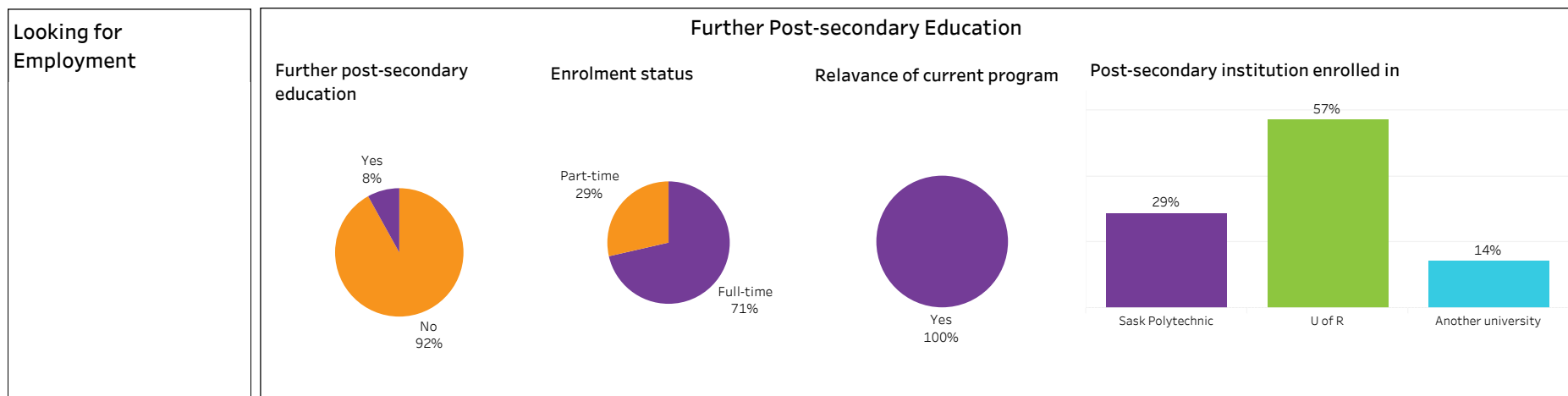
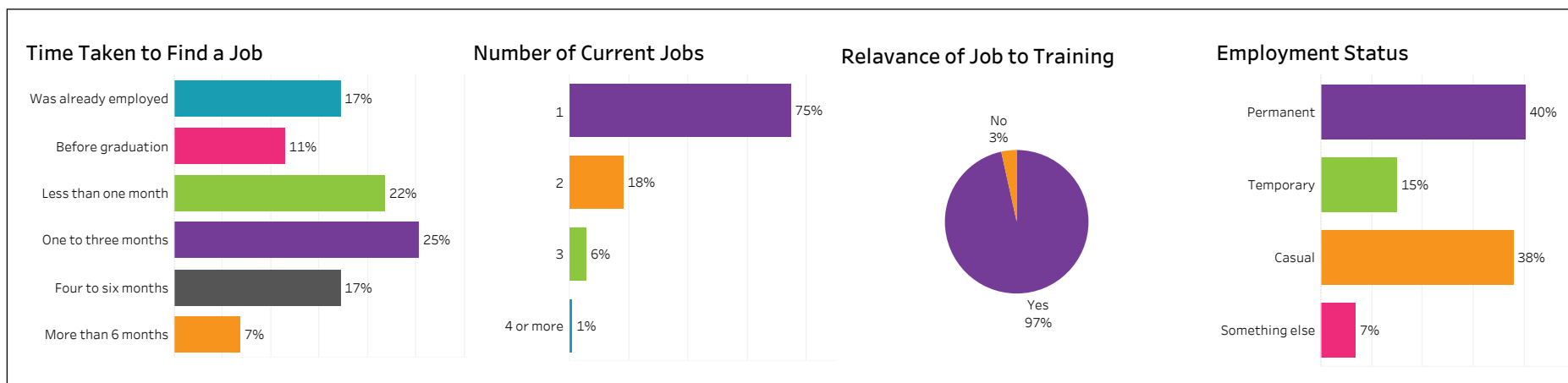
Improved employment opportunities



2016-17 Graduate Follow-up Survey: Survey Summary (2/2)

All Campuses, Nursing, All Programs, All Credentials, Con Ed -
Brokered

Number of Respondents: 88





2016-17 Graduate Follow-up Survey: Survey Summary (1/2)

All Campuses, Nursing, All Programs,
All Credentials, Con Ed - Sask Poly Delivered

Gender
☒ Female
☒ Gender Unknown
☒ Male

Citizenship
☒ Canadian
☒ Citizenship Unknown
☒ Permanent Resident
☒ Student Visa

Indigenous
☒ Indigenous
☒ Non-Indigenous

Number of Respondents: 127

Overall Employment

Available Workforce	# of Grads Employed	Employment Rate	# of Full-time Grads	Full-time Employment Rate
123	113	92%	97	79%

Training Related Employment

Available Workforce	# of Training Related Grads	Employment Rate	# of Full-time Grads	Full-time Employment Rate
123	91	74%	82	67%

Location of Employment

Saskatoon	Regina	Moose Jaw	Prince Albert	Elsewhere in Sask	Outside Sask
26%	39%	5%	5%	12%	13%

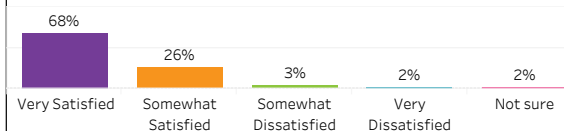
Average Salary

Overall	\$60,308
Full-time Training Related	\$66,950

Salary by Location

	Overall	Full-time Training Related
Saskatoon	68,783	71,759
Regina	60,352	65,288
Moose Jaw	68,975	85,620
Prince Albert	68,498	73,597
Elsewhere in SK	50,163	58,052
Alberta	36,400	
British Columbia	26,988	
Ontario	71,629	71,629
Elsewhere in Canada	41,587	47,379

Overall Satisfaction with the Program



Satisfaction with Sask Polytech

Satisfied with the decision to attend Saskpolytech	Recommend program to others	Recommend Saskpolytech to others
98%	94%	99%

Satisfaction with Campus Facilities & Services

% Satisfied % Dissatisfied % Not sure

Campus facilities



Campus activities



Instruction delivered



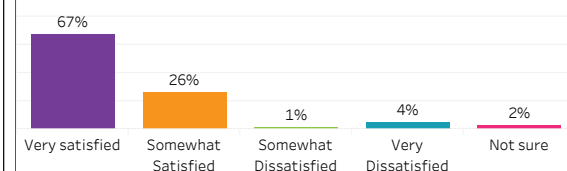
Student support services



Educational experience

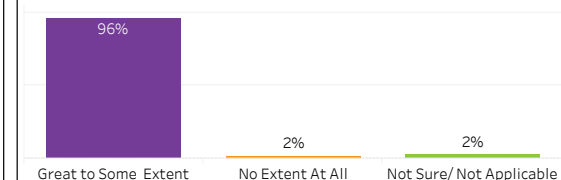


Relevance of Program to the Field of Employment

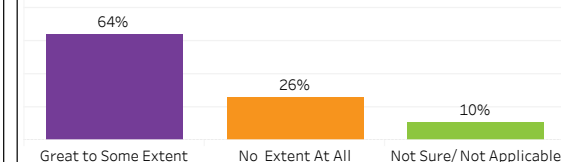


Program Benefits

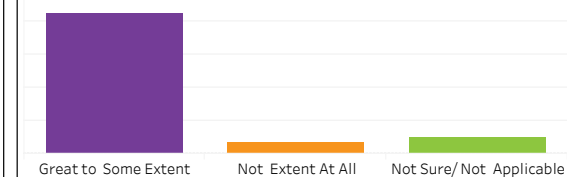
Skills and knowledge relevant in the workplace



Improved earning potential

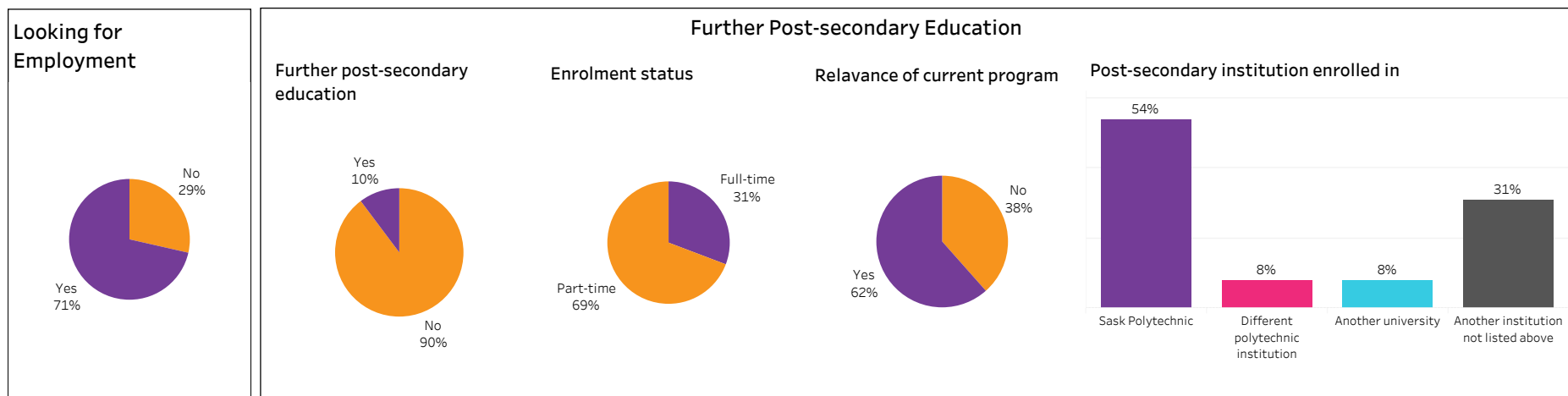
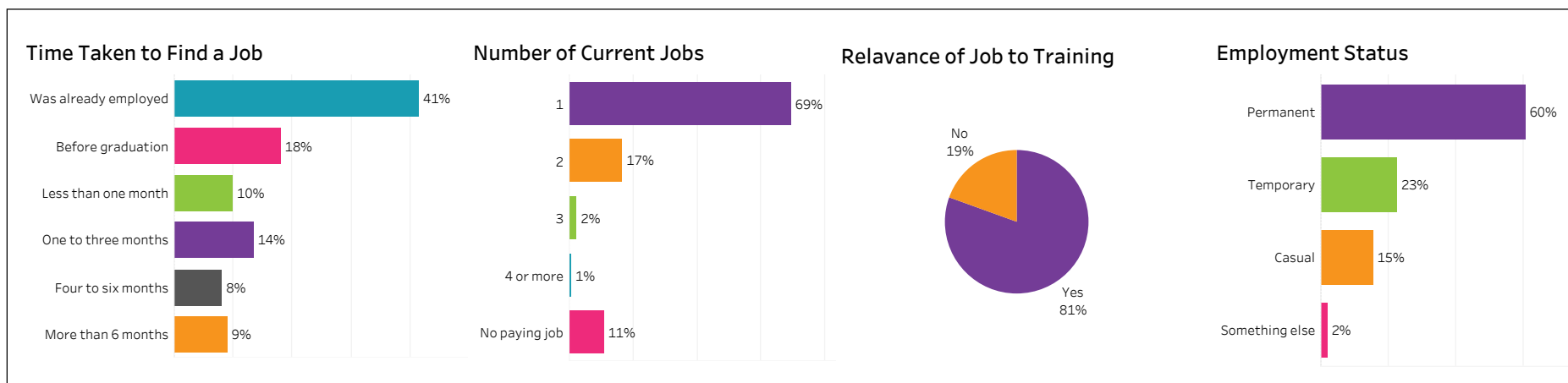


Improved employment opportunities



**2016-17 Graduate Follow-up Survey:
Survey Summary (2/2)**
**All Campuses, Nursing, All Programs, All Credentials, Con Ed -
Sask Poly Delivered**

Number of Respondents: 127



Institutional Research and Analysis (IR & A)



2016-17 Graduate Follow-up Survey: Survey Summary (1/2)

Regina, Nursing, Critical Care Nursing,
ACERT, Con Ed - Sask Poly Delivered

Gender
☒ Female
☒ Gender Unknown
☒ Male

Citizenship
☒ Canadian
☒ Citizenship Unknown
☒ Permanent Resident
☒ Student Visa

Indigenous
☒ Indigenous
☒ Non-Indigenous

Number of Respondents: **38**

Overall Employment

Available Workforce	# of Grads Employed	Employment Rate	# of Full-time Grads	Full-time Employment Rate
37	36	97%	36	97%

Training Related Employment

Available Workforce	# of Training Related Grads	Employment Rate	# of Full-time Grads	Full-time Employment Rate
37	33	89%	33	89%

Location of Employment

Saskatoon	Regina	Moose Jaw	Prince Albert	Elsewhere in Sask	Outside Sask
37%	37%	6%	11%	9%	0%

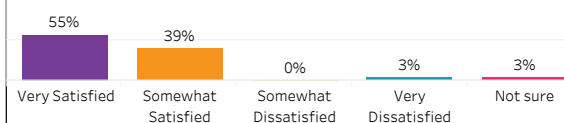
Average Salary



Salary by Location

	Overall	Full-time Training Related
Saskatoon	81,573	81,376
Regina	83,879	83,879
Moose Jaw	111,380	111,380
Prince Albert	73,597	73,597
Elsewhere in SK	59,570	59,570

Overall Satisfaction with the Program




Satisfaction with Sask Polytech

Satisfied with the decision to attend Saskpolytech	Recommend program to others	Recommend Saskpolytech to others
97%	97%	100%

Satisfaction with Campus Facilities & Services

% Satisfied % Dissatisfied % Not sure

Campus facilities



Campus activities



Instruction delivered



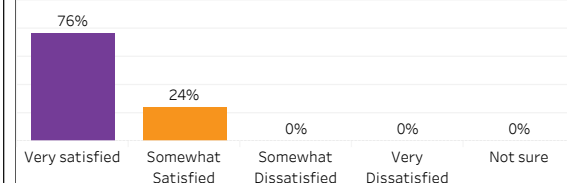
Student support services



Educational experience

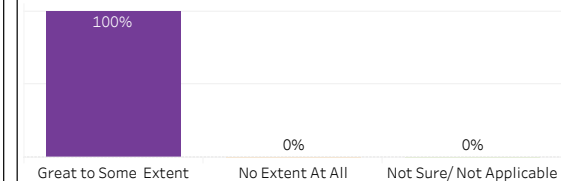


Relevance of Program to the Field of Employment

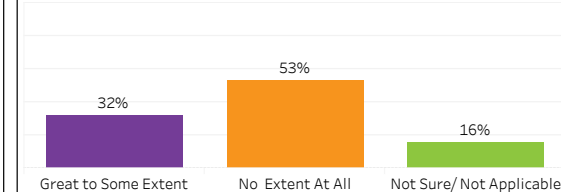


Program Benefits

Skills and knowledge relevant in the workplace



Improved earning potential




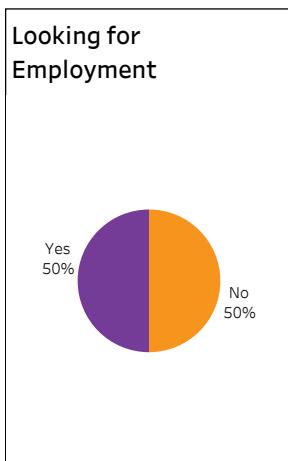
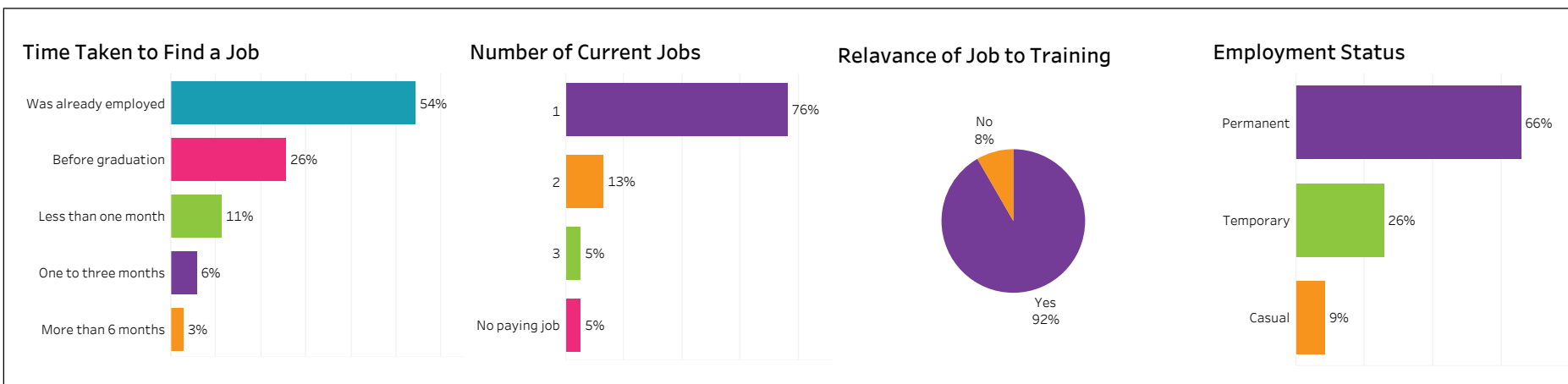
Improved employment opportunities





2016-17 Graduate Follow-up Survey:
Survey Summary (2/2)
 Regina, Nursing, Critical Care Nursing, ACERT, Con Ed - Sask
 Poly Delivered

Number of Respondents: **38**





**2016-17 Graduate Follow-up Survey:
Survey Summary (1/2)**
**Regina, Nursing, Diabetes Education/Professional,
ACERT, Base**

Gender
☒ Female
☒ Gender Unknown
☒ Male

Citizenship
☒ Canadian
☒ Citizenship Unknown
☒ Permanent Resident
☒ Student Visa

Indigenous
☒ Indigenous
☒ Non-Indigenous

Number of Respondents: **2**

Overall Employment

Available Workforce	# of Grads Employed	Employment Rate	# of Full-time Grads	Full-time Employment Rate
2	2	100%	0	0%

Training Related Employment

Available Workforce	# of Training Related Grads	Employment Rate	# of Full-time Grads	Full-time Employment Rate
2	2	100%	0	0%

Location of Employment

Saskatoon	Regina	Moose Jaw	Prince Albert	Elsewhere in Sask	Outside Sask
0%	0%	0%	50%	50%	0%

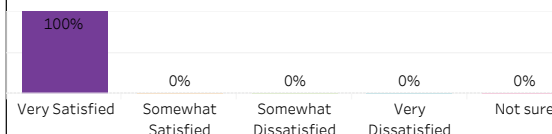
Average Salary

	Overall	Full-time Training Related
	\$42,614	

Salary by Location

	Overall	Full-time Training Related
Prince Albert	41,184	
Elsewhere in SK	44,044	

Overall Satisfaction with the Program



Satisfaction with Sask Polytech

Satisfied with the decision to attend Saskpolytech	Recommend program to others	Recommend Saskpolytech to others
100%	100%	100%

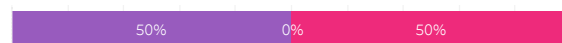
Satisfaction with Campus Facilities & Services

■ % Satisfied ■ % Dissatisfied ■ % Not sure

Campus facilities



Campus activities



Instruction delivered



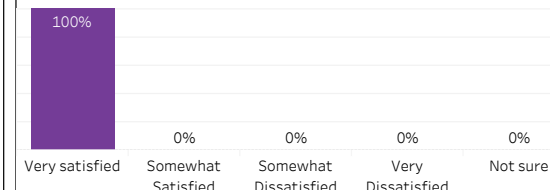
Student support services



Educational experience

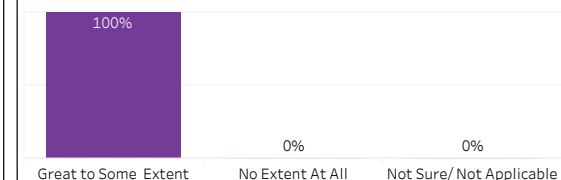


Relevance of Program to the Field of Employment

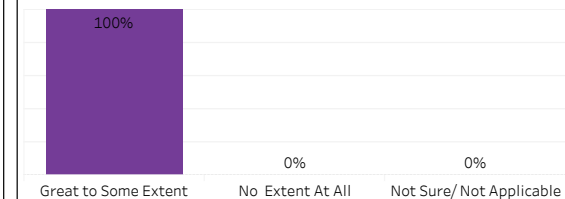


Program Benefits

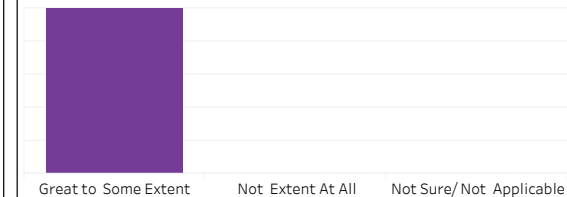
Skills and knowledge relevant in the workplace



Improved earning potential




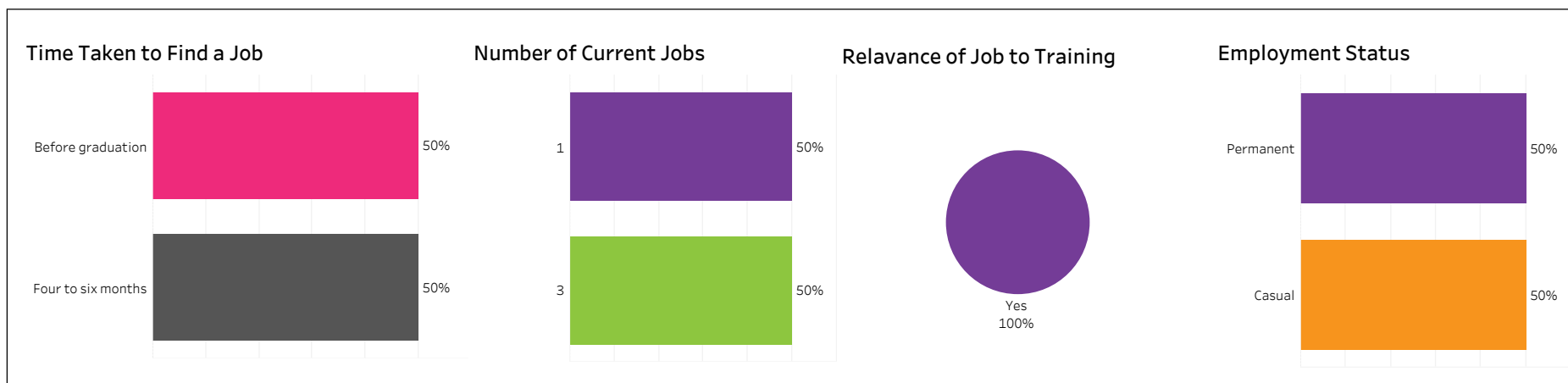
Improved employment opportunities



2016-17 Graduate Follow-up Survey: Survey Summary (2/2)

Regina, Nursing, Diabetes Education/Professional, ACERT, Base

Number of Respondents: 2





**2016-17 Graduate Follow-up Survey:
Survey Summary (1/2)**
**Regina, Nursing, Diabetes Education/Providers,
APCERT, Base**

Gender
☒ Female
☒ Gender Unknown
☒ Male

Citizenship
☒ Canadian
☒ Citizenship Unknown
☒ Permanent Resident
☒ Student Visa

Indigenous
☒ Indigenous
☒ Non-Indigenous

Number of Respondents: **1**

Overall Employment

Available Workforce	# of Grads Employed	Employment Rate	# of Full-time Grads	Full-time Employment Rate
1	1	100%	1	100%

Training Related Employment

Available Workforce	# of Training Related Grads	Employment Rate	# of Full-time Grads	Full-time Employment Rate
1	1	100%	1	100%

Location of Employment

Saskatoon	Regina	Moose Jaw	Prince Albert	Elsewhere in Sask	Outside Sask
0%	0%	0%	0%	100%	0%

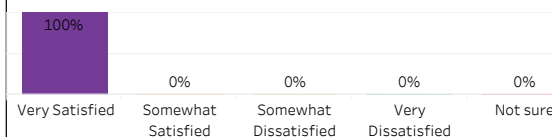
Average Salary



Salary by Location

	Overall	Full-time Training Related
Elsewhere in SK	40,000	40,000

Overall Satisfaction with the Program



Satisfaction with Sask Polytech

Satisfied with the decision to attend Saskpolytech	Recommend program to others	Recommend Saskpolytech to others
100%	100%	100%

Satisfaction with Campus Facilities & Services

■ % Satisfied ■ % Dissatisfied ■ % Not sure

Campus facilities



Campus activities



Instruction delivered



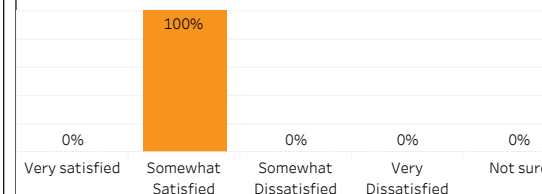
Student support services



Educational experience

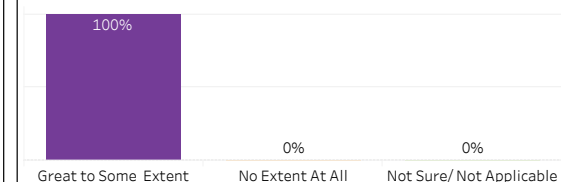


Relevance of Program to the Field of Employment

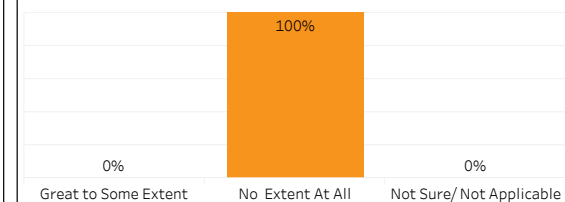


Program Benefits

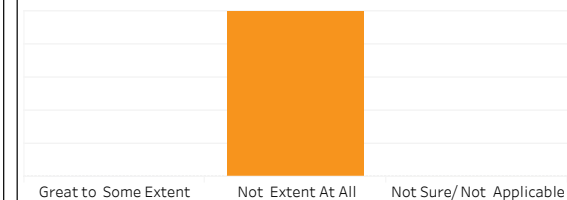
Skills and knowledge relevant in the workplace



Improved earning potential




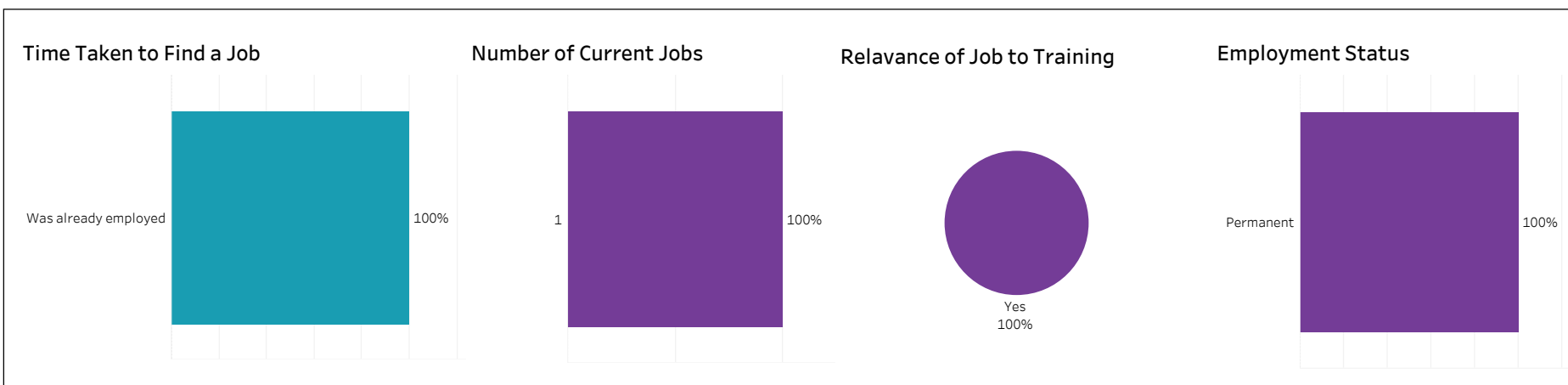
Improved employment opportunities





2016-17 Graduate Follow-up Survey:
Survey Summary (2/2)
Regina, Nursing, Diabetes Education/Providers, APCERT, Base

Number of Respondents: 1





2016-17 Graduate Follow-up Survey: Survey Summary (1/2)

Regina, Nursing, Emergency Nursing,
ACERT, Con Ed - Sask Poly Delivered

Gender
☒ Female
☒ Gender Unknown
☒ Male

Citizenship
☒ Canadian
☒ Citizenship Unknown
☒ Permanent Resident
☒ Student Visa

Indigenous
☒ Indigenous
☒ Non-Indigenous

Number of Respondents: 2

Overall Employment

Available Workforce	# of Grads Employed	Employment Rate	# of Full-time Grads	Full-time Employment Rate
2	2	100%	1	50%

Training Related Employment

Available Workforce	# of Training Related Grads	Employment Rate	# of Full-time Grads	Full-time Employment Rate
2	1	50%	1	50%

Location of Employment

Saskatoon	Regina	Moose Jaw	Prince Albert	Elsewhere in Sask	Outside Sask
50%	0%	50%	0%	0%	0%

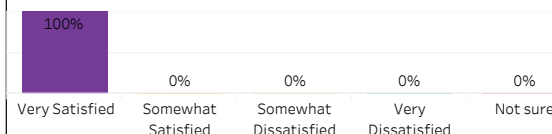
Average Salary

	Overall	Full-time Training Related
	\$61,336	\$74,000

Salary by Location

	Overall	Full-time Training Related
Saskatoon	48,672	
Moose Jaw	74,000	74,000

Overall Satisfaction with the Program



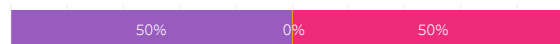
Satisfaction with Sask Polytech

Satisfied with the decision to attend Saskpolytech	Recommend program to others	Recommend Saskpolytech to others
100%	100%	100%

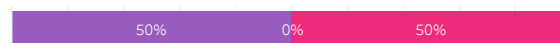
Satisfaction with Campus Facilities & Services

% Satisfied % Dissatisfied % Not sure

Campus facilities



Campus activities



Instruction delivered



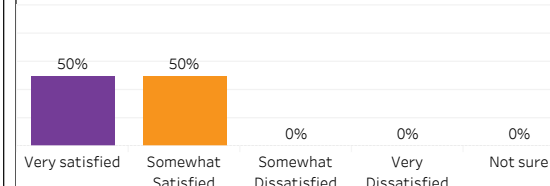
Student support services



Educational experience

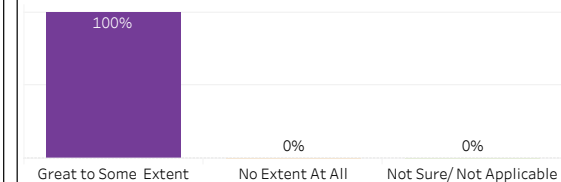


Relevance of Program to the Field of Employment

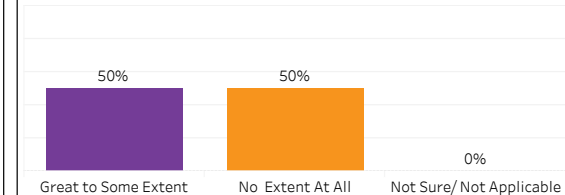


Program Benefits

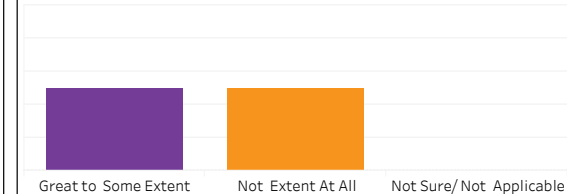
Skills and knowledge relevant in the workplace



Improved earning potential




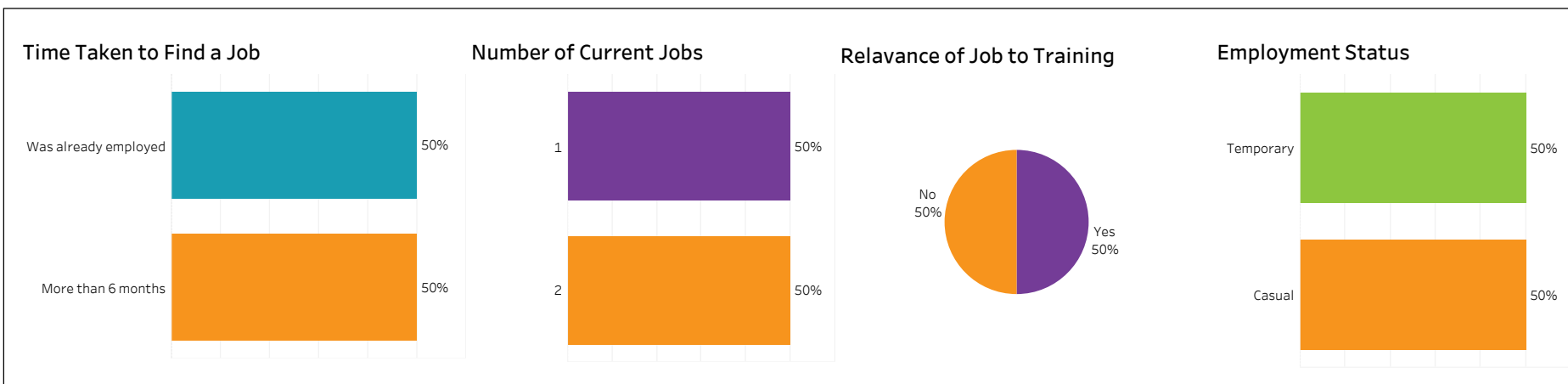
Improved employment opportunities





2016-17 Graduate Follow-up Survey: Survey Summary (2/2) Regina, Nursing, Emergency Nursing, ACERT, Con Ed - Sask Poly Delivered

Number of Respondents: 2





2016-17 Graduate Follow-up Survey: Survey Summary (1/2) Regina, Nursing, Medical Device Reprocess Tech, APCERT, Con Ed - Sask Poly Delivered

Gender
☒ Female
☒ Gender Unknown
☒ Male

Citizenship
☒ Canadian
☒ Citizenship Unknown
☒ Permanent Resident
☒ Student Visa

Indigenous
☒ Indigenous
☒ Non-Indigenous

Number of Respondents: 64

Overall Employment

Available Workforce	# of Grads Employed	Employment Rate	# of Full-time Grads	Full-time Employment Rate
61	54	89%	46	75%

Training Related Employment

Available Workforce	# of Training Related Grads	Employment Rate	# of Full-time Grads	Full-time Employment Rate
61	39	64%	35	57%

Location of Employment

Saskatoon	Regina	Moose Jaw	Prince Albert	Elsewhere in Sask	Outside Sask
9%	47%	6%	0%	19%	19%

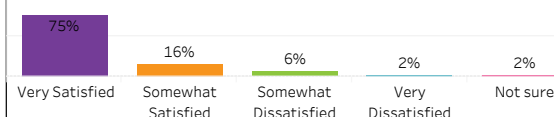
Average Salary



Salary by Location

	Overall	Full-time Training Related
Saskatoon	37,198	40,747
Regina	48,566	50,880
Moose Jaw	39,030	45,718
Elsewhere in SK	47,812	57,445
Alberta	36,400	
British Columbia	24,804	
Ontario	74,000	74,000
Elsewhere in Canada	41,587	47,379

Overall Satisfaction with the Program



Satisfaction with Sask Polytech

Satisfied with the decision to attend Saskpolytech	Recommend program to others	Recommend Saskpolytech to others
97%	89%	98%

Satisfaction with Campus Facilities & Services

% Satisfied % Dissatisfied % Not sure

Campus facilities



Campus activities



Instruction delivered



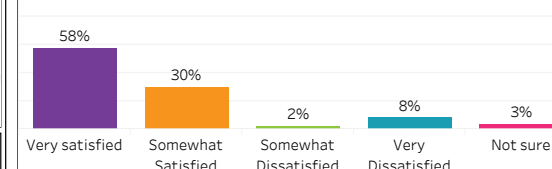
Student support services



Educational experience

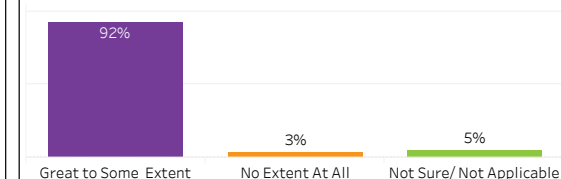


Relevance of Program to the Field of Employment

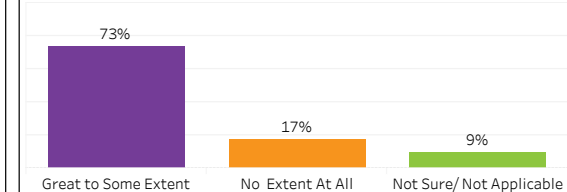


Program Benefits

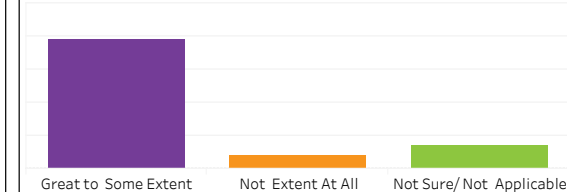
Skills and knowledge relevant in the workplace



Improved earning potential

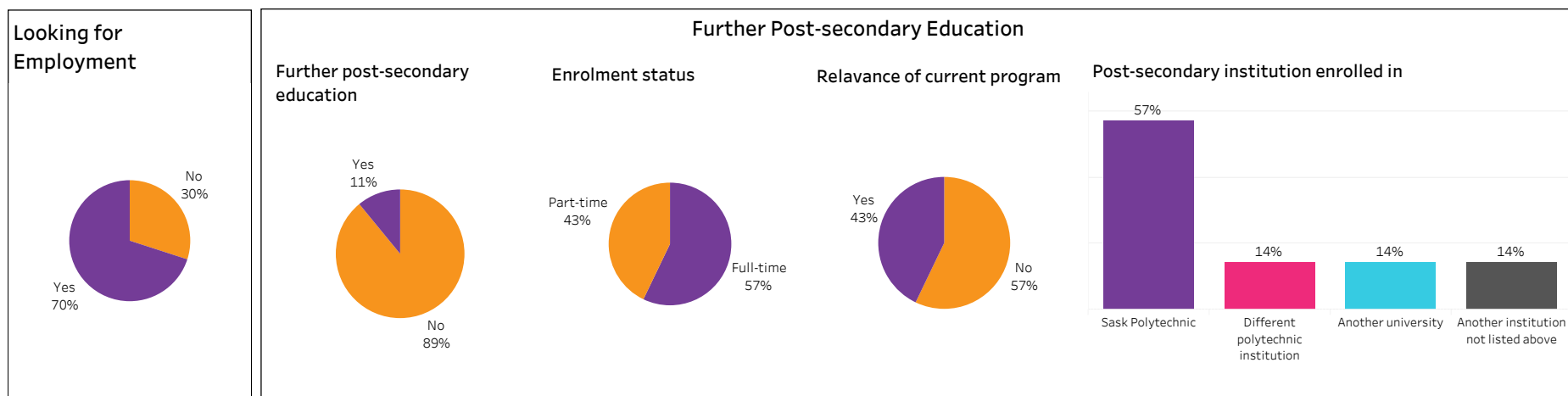
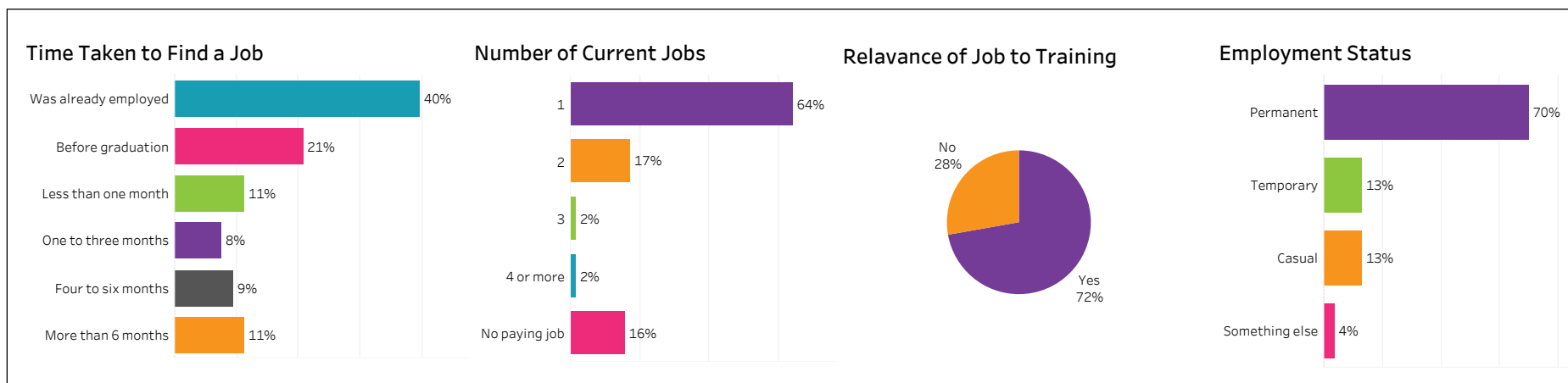


Improved employment opportunities



**2016-17 Graduate Follow-up Survey:
Survey Summary (2/2)**
Regina, Nursing, Medical Device Reprocess Tech, APCERT, Con
Ed - Sask Poly Delivered

Number of Respondents: **64**



Institutional Research and Analysis (IR & A)



2016-17 Graduate Follow-up Survey: Survey Summary (1/2)

Regina, Nursing, International Educated Nurses, APCERT, Base

Gender
☒ Female
☒ Gender Unknown
☒ Male

Citizenship
☒ Canadian
☒ Citizenship Unknown
☒ Permanent Resident
☒ Student Visa

Indigenous
☒ Indigenous
☒ Non-Indigenous

Number of Respondents: **2**

Overall Employment

Available Workforce	# of Grads Employed	Employment Rate	# of Full-time Grads	Full-time Employment Rate
2	2	100%	2	100%

Training Related Employment

Available Workforce	# of Training Related Grads	Employment Rate	# of Full-time Grads	Full-time Employment Rate
2	2	100%	2	100%

Location of Employment

Saskatoon	Regina	Moose Jaw	Prince Albert	Elsewhere in Sask	Outside Sask
0%	50%	0%	0%	50%	0%

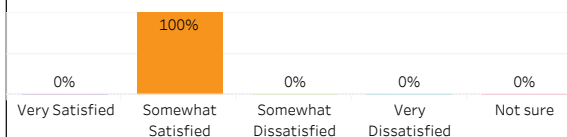
Average Salary



Salary by Location

	Overall	Full-time Training Related
Regina	95,000	95,000
Elsewhere in SK	50,000	50,000

Overall Satisfaction with the Program



Satisfaction with Sask Polytech

Satisfied with the decision to attend Saskpolytech	Recommend program to others	Recommend Saskpolytech to others
100%	100%	100%

Satisfaction with Campus Facilities & Services

% Satisfied % Dissatisfied % Not sure

Campus facilities



Campus activities



Instruction delivered



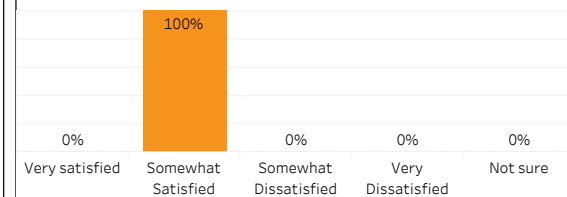
Student support services



Educational experience

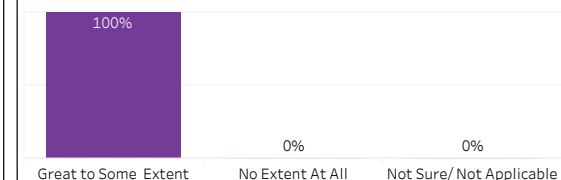


Relevance of Program to the Field of Employment

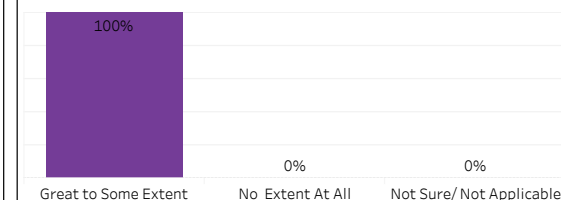


Program Benefits

Skills and knowledge relevant in the workplace



Improved earning potential




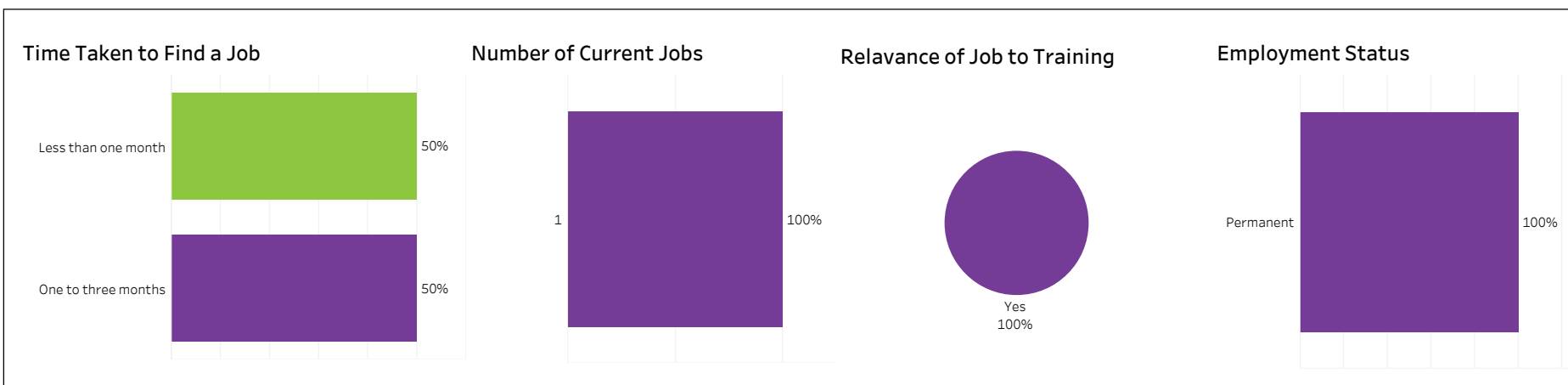
Improved employment opportunities





2016-17 Graduate Follow-up Survey:
Survey Summary (2/2)
Regina, Nursing, International Educated Nurses, APCERT, Base

Number of Respondents: 2





2016-17 Graduate Follow-up Survey: Survey Summary (1/2)

Regina, Nursing, International Educated Nurses, APCERT, Con Ed - Sask Poly Delivered

Gender
☒ Female
☒ Gender Unknown
☒ Male

Citizenship
☒ Canadian
☒ Citizenship Unknown
☒ Permanent Resident
☒ Student Visa

Indigenous
☒ Indigenous
☒ Non-Indigenous

Number of Respondents: 23

Overall Employment

Available Workforce	# of Grads Employed	Employment Rate	# of Full-time Grads	Full-time Employment Rate
23	21	91%	14	61%

Training Related Employment

Available Workforce	# of Training Related Grads	Employment Rate	# of Full-time Grads	Full-time Employment Rate
23	18	78%	13	57%

Location of Employment

Saskatoon	Regina	Moose Jaw	Prince Albert	Elsewhere in Sask	Outside Sask
48%	24%	0%	10%	0%	19%

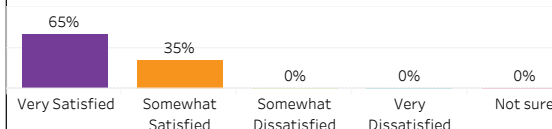
Average Salary

Overall	\$59,586
Full-time Training Related	\$72,751

Salary by Location

	Overall	Full-time Training Related
Saskatoon	72,931	76,447
Regina	45,767	59,713
Prince Albert	48,100	
British Columbia	28,080	
Ontario	69,259	69,259

Overall Satisfaction with the Program



Satisfaction with Sask Polytech

Satisfied with the decision to attend Saskpolytech	Recommend program to others	Recommend Saskpolytech to others
100%	100%	100%

Satisfaction with Campus Facilities & Services

% Satisfied % Dissatisfied % Not sure

Campus facilities




Campus activities



Instruction delivered



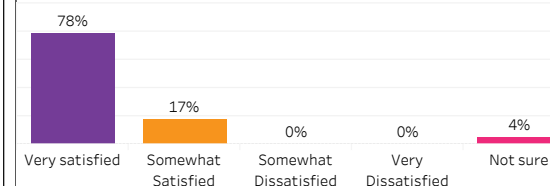
Student support services



Educational experience

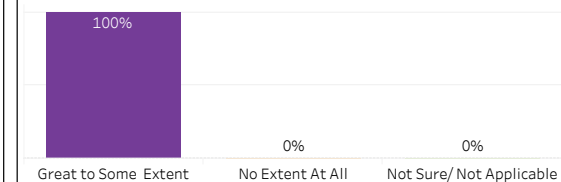


Relevance of Program to the Field of Employment

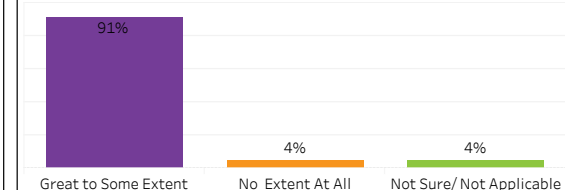


Program Benefits

Skills and knowledge relevant in the workplace



Improved earning potential

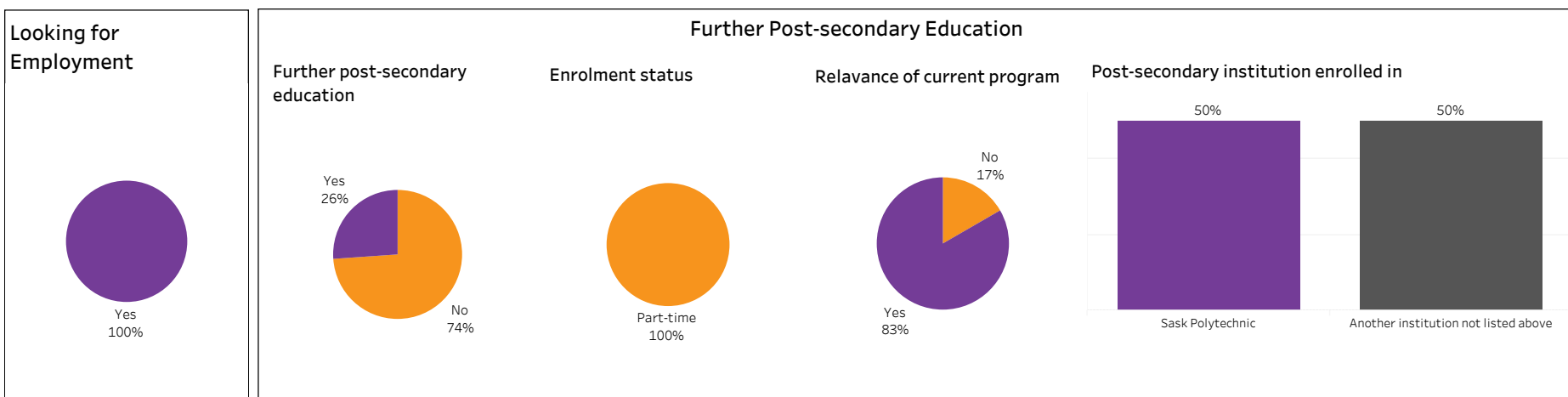
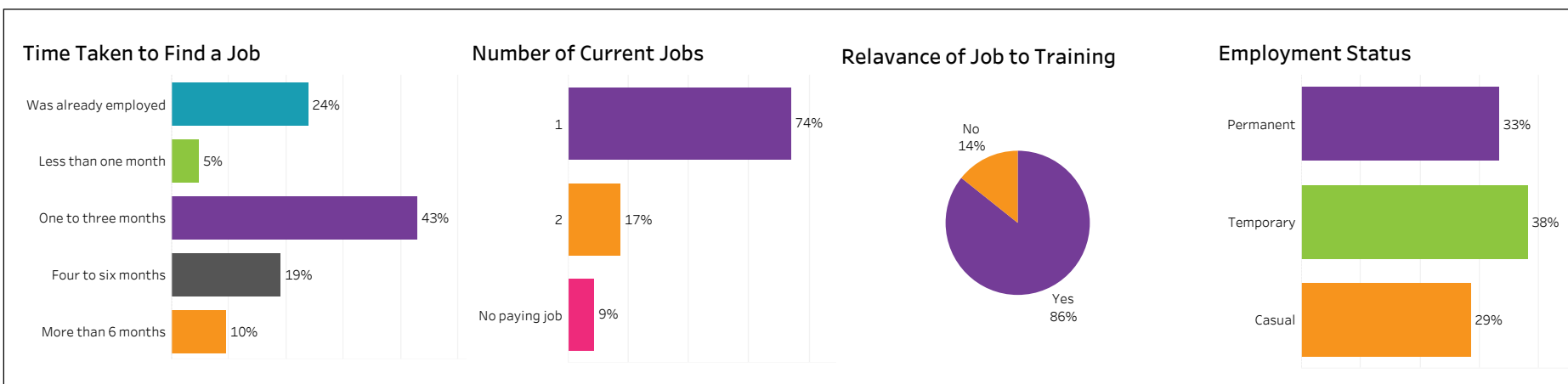


Improved employment opportunities



**2016-17 Graduate Follow-up Survey:
Survey Summary (2/2)**
Regina, Nursing, International Educated Nurses, APCERT, Con
Ed - Sask Poly Delivered

Number of Respondents: 23



Institutional Research and Analysis (IR & A)



2016-17 Graduate Follow-up Survey: Survey Summary (1/2) Regina, Nursing, Perioperative Nursing/LPN, ACERT, Base

Gender
☒ Female
☒ Gender Unknown
☒ Male

Citizenship
☒ Canadian
☒ Citizenship Unknown
☒ Permanent Resident
☒ Student Visa

Indigenous
☒ Indigenous
☒ Non-Indigenous

Number of Respondents: 6

Overall Employment

Available Workforce	# of Grads Employed	Employment Rate	# of Full-time Grads	Full-time Employment Rate
6	6	100%	5	83%

Training Related Employment

Available Workforce	# of Training Related Grads	Employment Rate	# of Full-time Grads	Full-time Employment Rate
6	6	100%	5	83%

Location of Employment

Saskatoon	Regina	Moose Jaw	Prince Albert	Elsewhere in Sask	Outside Sask
33%	33%	0%	17%	0%	17%

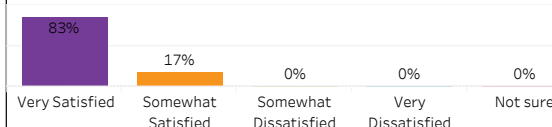
Average Salary

Overall	\$67,713
Full-time Training Related	\$71,883

Salary by Location

	Overall	Full-time Training Related
Saskatoon	61,911	76,960
Regina	68,707	68,707
Prince Albert	79,040	79,040
British Columbia	66,000	66,000

Overall Satisfaction with the Program



Satisfaction with Sask Polytech

Satisfied with the decision to attend Saskpolytech	Recommend program to others	Recommend Saskpolytech to others
100%	100%	100%

Satisfaction with Campus Facilities & Services

% Satisfied % Dissatisfied % Not sure

Campus facilities



Campus activities



Instruction delivered



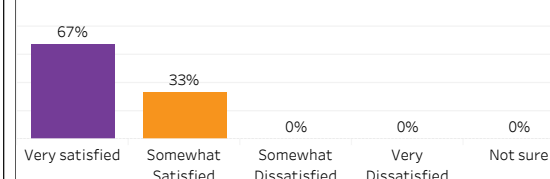
Student support services



Educational experience

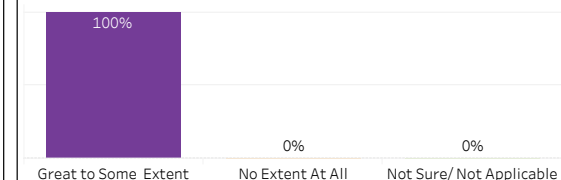


Relevance of Program to the Field of Employment

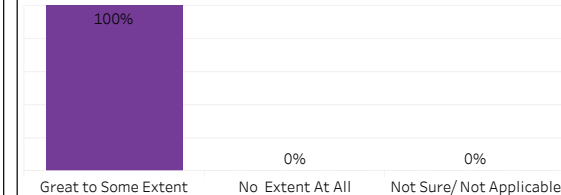


Program Benefits


Skills and knowledge relevant in the workplace



Improved earning potential


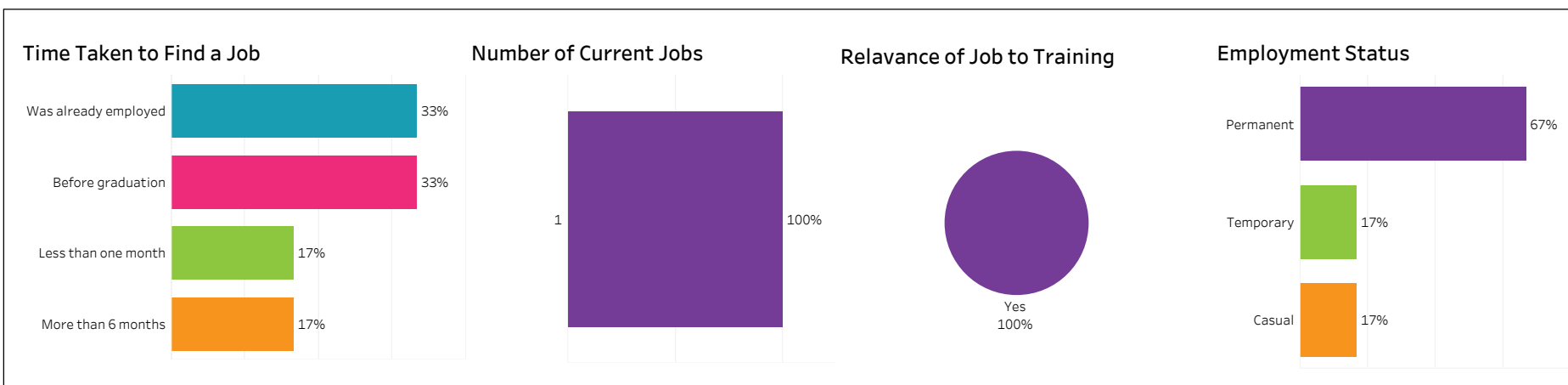


Improved employment opportunities



**2016-17 Graduate Follow-up Survey:
Survey Summary (2/2)**
Regina, Nursing, Perioperative Nursing/LPN, ACERT, Base

Number of Respondents: 6





2016-17 Graduate Follow-up Survey: Survey Summary (1/2) Regina, Nursing, Perioperative Nursing/RN, ACERT, Base

Gender
☒ Female
☒ Gender Unknown
☒ Male

Citizenship
☒ Canadian
☒ Citizenship Unknown
☒ Permanent Resident
☒ Student Visa

Indigenous
☒ Indigenous
☒ Non-Indigenous

Number of Respondents: **14**

Overall Employment

Available Workforce	# of Grads Employed	Employment Rate	# of Full-time Grads	Full-time Employment Rate
12	11	92%	9	75%

Training Related Employment

Available Workforce	# of Training Related Grads	Employment Rate	# of Full-time Grads	Full-time Employment Rate
12	10	83%	9	75%

Location of Employment

Saskatoon	Regina	Moose Jaw	Prince Albert	Elsewhere in Sask	Outside Sask
36%	36%	0%	0%	18%	9%

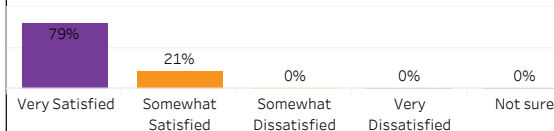
Average Salary

Overall	\$65,679
Full-time Training Related	\$71,967

Salary by Location

	Overall	Full-time Training Related
Saskatoon	67,644	75,285
Regina	62,338	71,005
Elsewhere in SK	68,432	68,432
Alberta		

Overall Satisfaction with the Program



Satisfaction with Sask Polytech

Satisfied with the decision to attend Saskpolytech	Recommend program to others	Recommend Saskpolytech to others
100%	100%	100%

Satisfaction with Campus Facilities & Services

% Satisfied % Dissatisfied % Not sure

Campus facilities



Campus activities



Instruction delivered



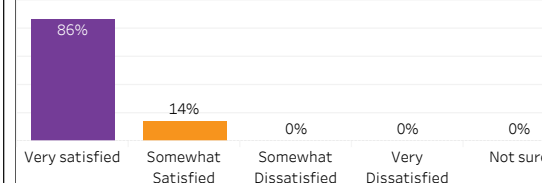
Student support services



Educational experience

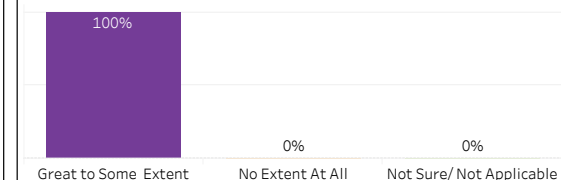


Relevance of Program to the Field of Employment

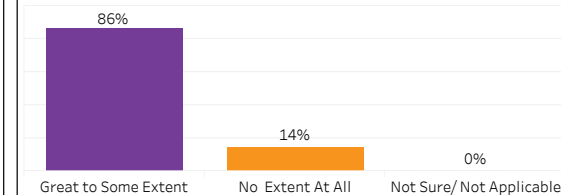


Program Benefits

Skills and knowledge relevant in the workplace



Improved earning potential



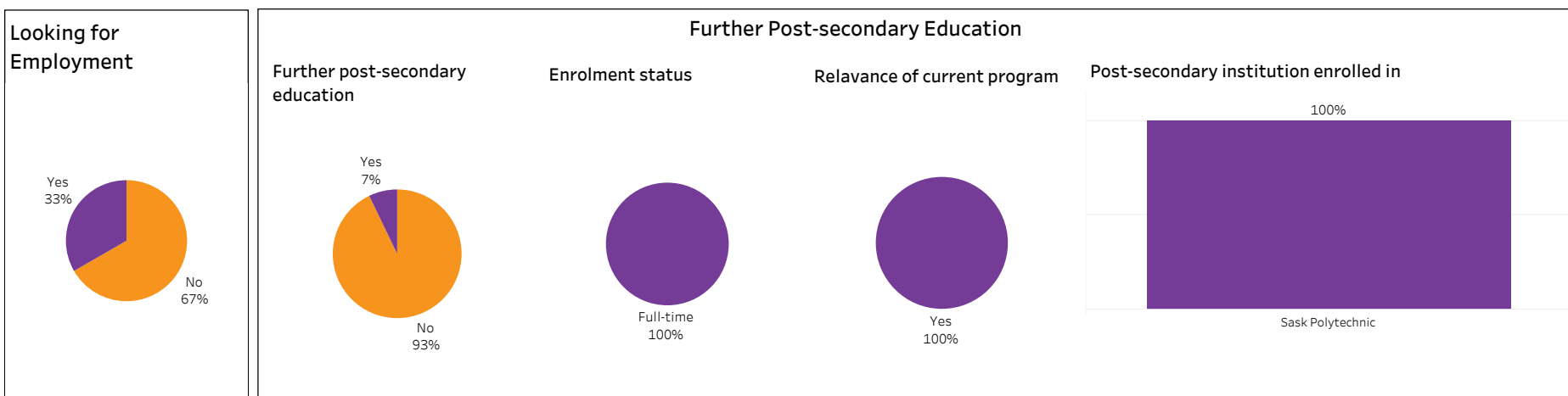
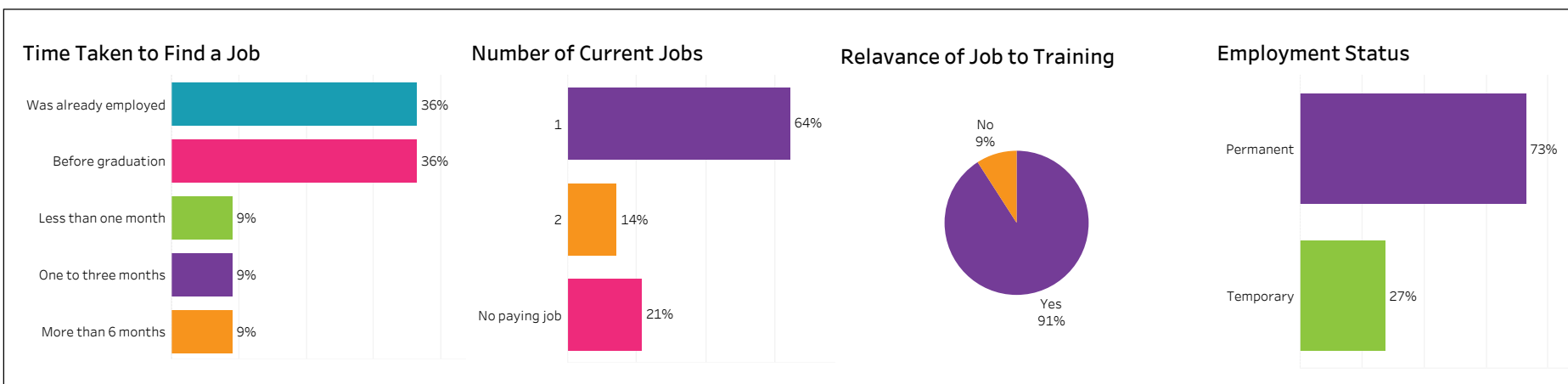
Improved employment opportunities



2016-17 Graduate Follow-up Survey: Survey Summary (2/2)

Regina, Nursing, Perioperative Nursing/RN, ACERT, Base

Number of Respondents: **14**





2016-17 Graduate Follow-up Survey: Survey Summary (1/2)

Prince Albert, Nursing, Practical Nursing, DIP, Base

Gender
☒ Female
☒ Gender Unknown
☒ Male

Citizenship
☒ Canadian
☒ Citizenship Unknown
☒ Permanent Resident
☒ Student Visa

Indigenous
☒ Indigenous
☒ Non-Indigenous

Number of Respondents: **9**

Overall Employment

Available Workforce	# of Grads Employed	Employment Rate	# of Full-time Grads	Full-time Employment Rate
8	8	100%	7	88%

Training Related Employment

Available Workforce	# of Training Related Grads	Employment Rate	# of Full-time Grads	Full-time Employment Rate
8	7	88%	6	75%

Location of Employment

Saskatoon	Regina	Moose Jaw	Prince Albert	Elsewhere in Sask	Outside Sask
13%	13%	0%	25%	25%	25%

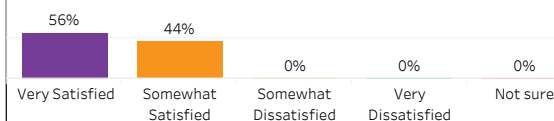
Average Salary

Overall	\$57,445
Full-time Training Related	\$59,393

Salary by Location

	Overall	Full-time Training Related
Saskatoon	42,095	
Regina	33,280	33,280
Prince Albert	61,334	61,334
Elsewhere in SK	71,479	71,479
Alberta	65,000	
Manitoba		

Overall Satisfaction with the Program



Satisfaction with Sask Polytech

Satisfied with the decision to attend Saskpolytech	Recommend program to others	Recommend Saskpolytech to others
100%	89%	100%

Satisfaction with Campus Facilities & Services

■ % Satisfied ■ % Dissatisfied ■ % Not sure

Campus facilities



Campus activities



Instruction delivered



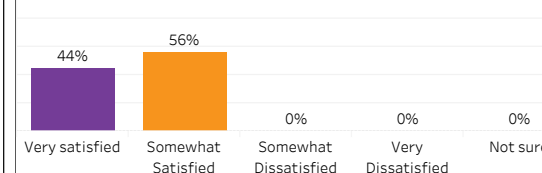
Student support services



Educational experience

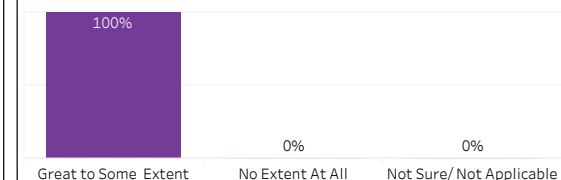


Relevance of Program to the Field of Employment

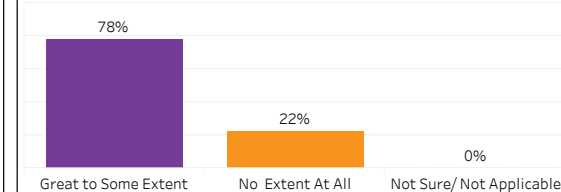


Program Benefits

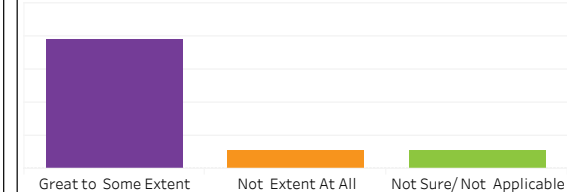
Skills and knowledge relevant in the workplace



Improved earning potential


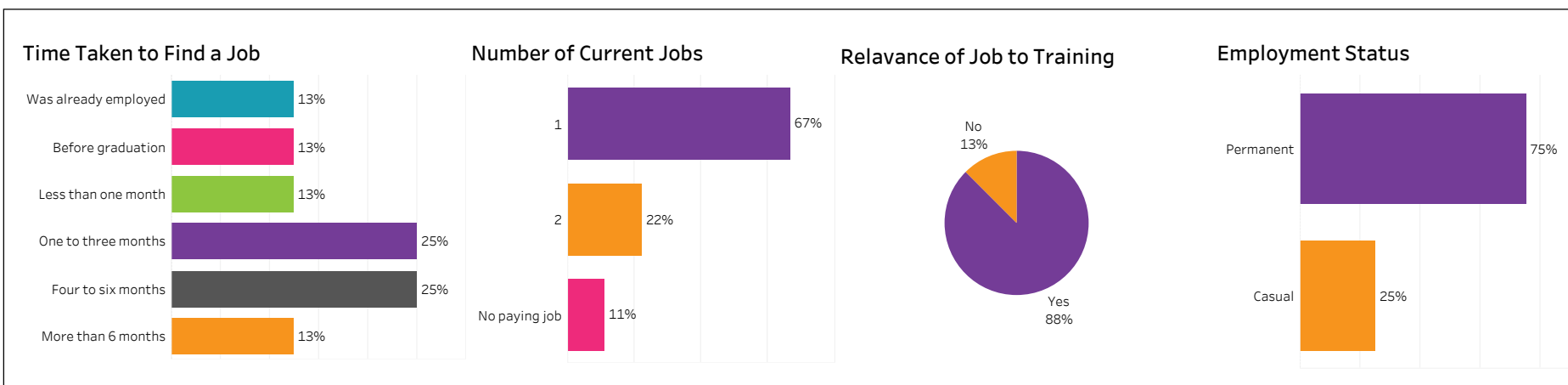


Improved employment opportunities



**2016-17 Graduate Follow-up Survey:
Survey Summary (2/2)**
Prince Albert, Nursing, Practical Nursing, DIP, Base

Number of Respondents: 9





2016-17 Graduate Follow-up Survey: Survey Summary (1/2)

Regina, Nursing, Practical Nursing, DIP, Base

Gender
☒ Female
☒ Gender Unknown
☒ Male

Citizenship
☒ Canadian
☒ Citizenship Unknown
☒ Permanent Resident
☒ Student Visa

Indigenous
☒ Indigenous
☒ Non-Indigenous

Number of Respondents: 30

Overall Employment

Available Workforce	# of Grads Employed	Employment Rate	# of Full-time Grads	Full-time Employment Rate
29	29	100%	25	86%

Training Related Employment

Available Workforce	# of Training Related Grads	Employment Rate	# of Full-time Grads	Full-time Employment Rate
29	28	97%	24	83%

Location of Employment

Saskatoon	Regina	Moose Jaw	Prince Albert	Elsewhere in Sask	Outside Sask
7%	68%	4%	7%	14%	0%

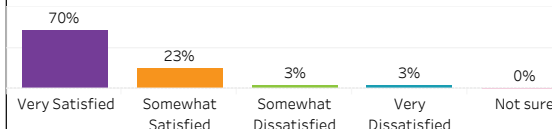
Average Salary

Overall	\$62,205
Full-time Training Related	\$65,984

Salary by Location

	Overall	Full-time Training Related
Saskatoon	66,650	66,650
Regina	58,221	61,785
Moose Jaw	44,928	
Prince Albert	78,400	78,400
Elsewhere in SK	75,455	75,455

Overall Satisfaction with the Program



Satisfaction with Sask Polytech

Satisfied with the decision to attend Saskpolytech	Recommend program to others	Recommend Saskpolytech to others
100%	100%	100%

Satisfaction with Campus Facilities & Services

% Satisfied % Dissatisfied % Not sure

Campus facilities



Campus activities



Instruction delivered



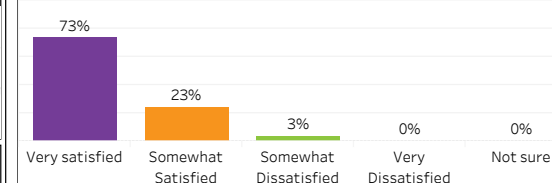
Student support services



Educational experience

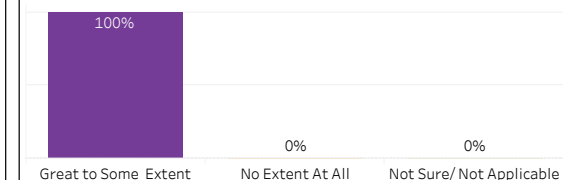


Relevance of Program to the Field of Employment

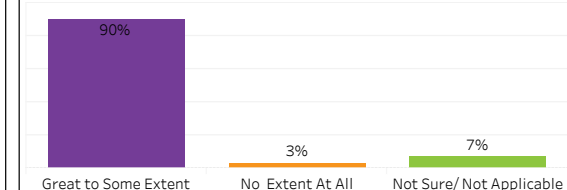


Program Benefits

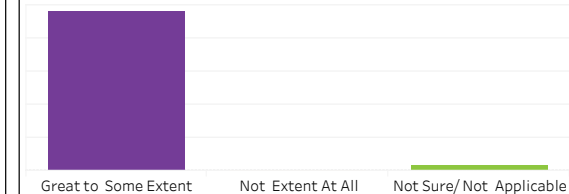
Skills and knowledge relevant in the workplace



Improved earning potential

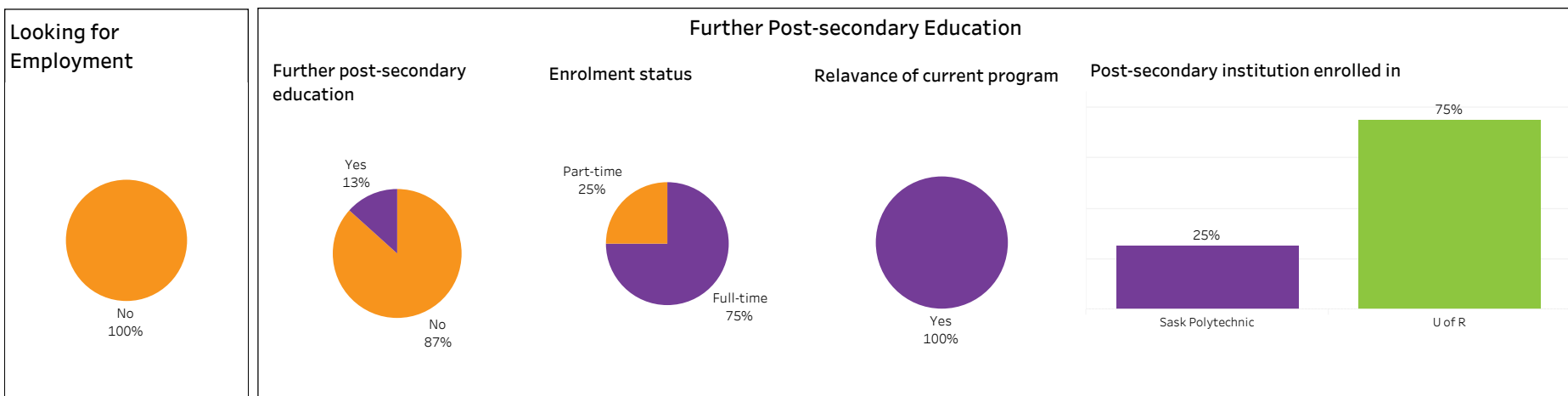
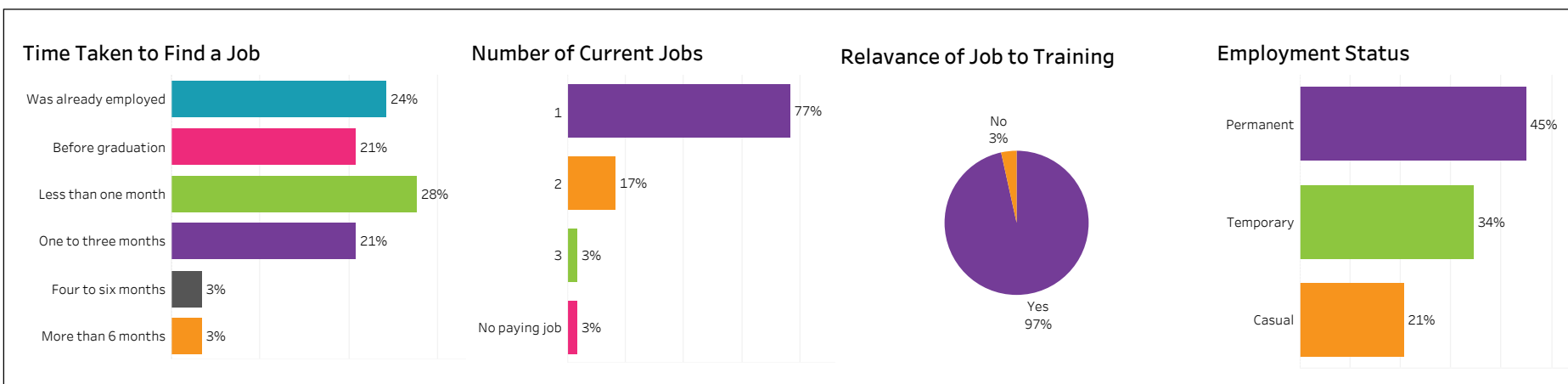


Improved employment opportunities



2016-17 Graduate Follow-up Survey: Survey Summary (2/2) Regina, Nursing, Practical Nursing, DIP, Base

Number of Respondents: 30





2016-17 Graduate Follow-up Survey: Survey Summary (1/2)

Saskatoon, Nursing, Practical Nursing, DIP, Base

Gender
☒ Female
☒ Gender Unknown
☒ Male

Citizenship
☒ Canadian
☒ Citizenship Unknown
☒ Permanent Resident
☒ Student Visa

Indigenous
☒ Indigenous
☒ Non-Indigenous

Number of Respondents: **17**

Overall Employment

Available Workforce	# of Grads Employed	Employment Rate	# of Full-time Grads	Full-time Employment Rate
17	16	94%	13	76%

Training Related Employment

Available Workforce	# of Training Related Grads	Employment Rate	# of Full-time Grads	Full-time Employment Rate
17	14	82%	13	76%

Location of Employment

Saskatoon	Regina	Moose Jaw	Prince Albert	Elsewhere in Sask	Outside Sask
38%	0%	6%	0%	56%	0%

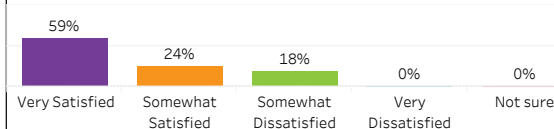
Average Salary

Overall	\$55,475
Full-time Training Related	\$64,082

Salary by Location

	Overall	Full-time Training Related
Saskatoon	45,725	66,100
Moose Jaw		
Elsewhere in SK	63,275	63,275

Overall Satisfaction with the Program



Satisfaction with Sask Polytech

Satisfied with the decision to attend Saskpolytech	Recommend program to others	Recommend Saskpolytech to others
100%	88%	88%

Satisfaction with Campus Facilities & Services

% Satisfied % Dissatisfied % Not sure

Campus facilities



Campus activities



Instruction delivered



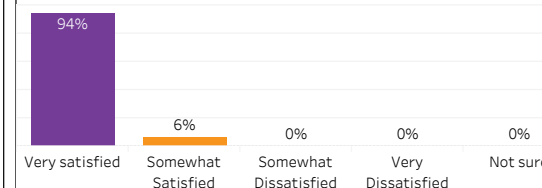
Student support services



Educational experience

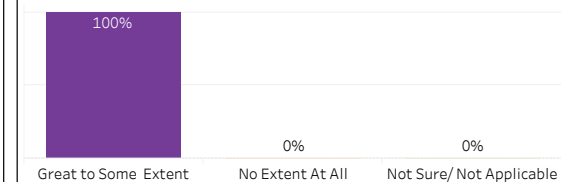


Relevance of Program to the Field of Employment

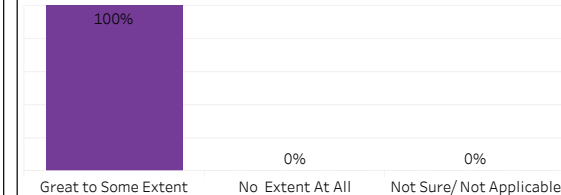


Program Benefits

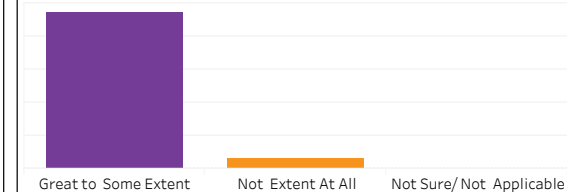
Skills and knowledge relevant in the workplace



Improved earning potential



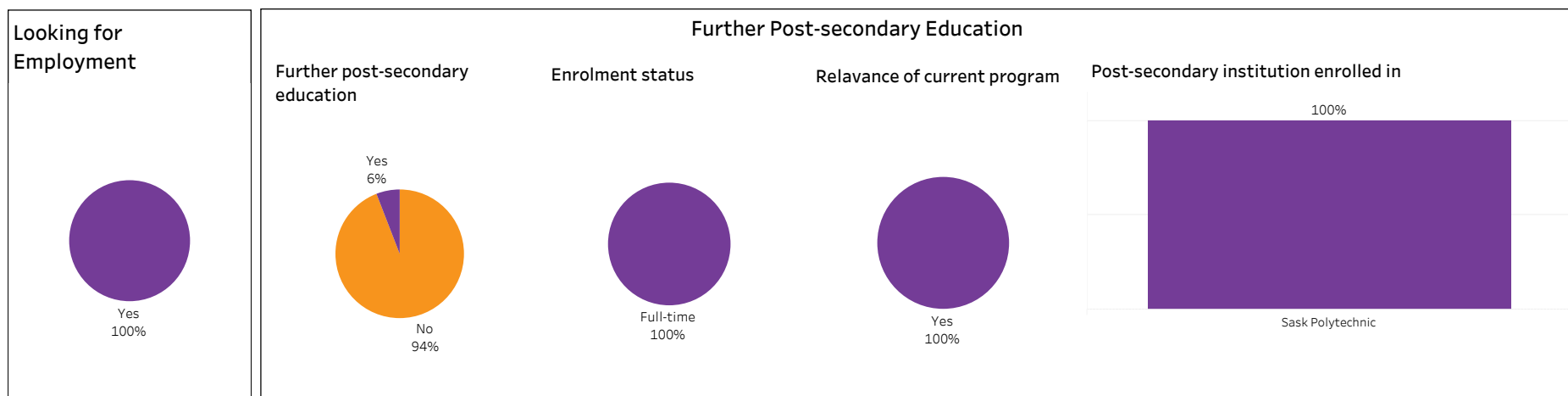
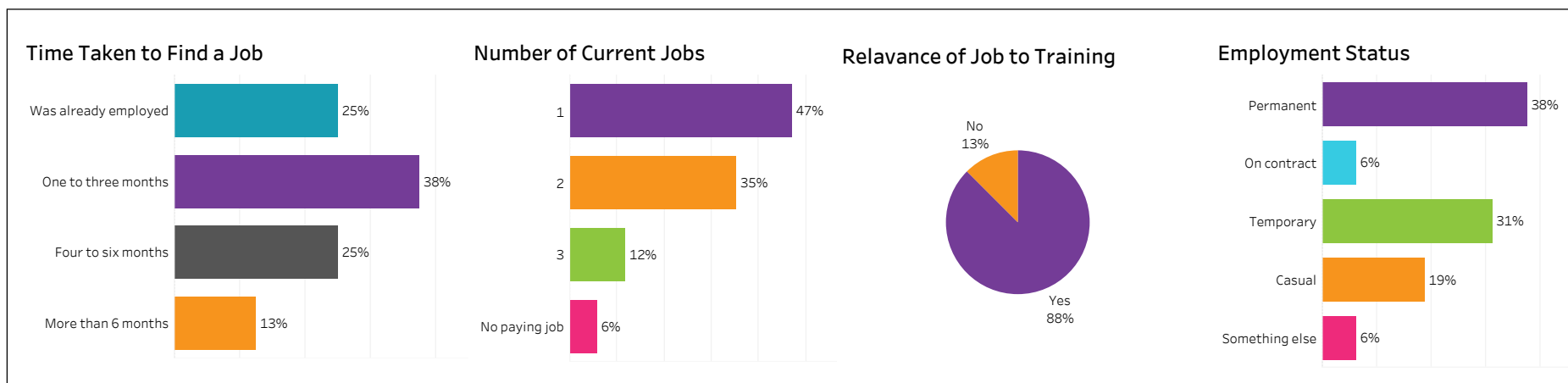
Improved employment opportunities



2016-17 Graduate Follow-up Survey: Survey Summary (2/2)

Saskatoon, Nursing, Practical Nursing, DIP, Base

Number of Respondents: 17



Institutional Research and Analysis (IR & A)



2016-17 Graduate Follow-up Survey: Survey Summary (1/2)

Prince Albert, Nursing, Practical Nursing, DIP, Con Ed - Brokered

Gender
☒ Female
☒ Gender Unknown
☒ Male

Citizenship
☒ Canadian
☒ Citizenship Unknown
☒ Permanent Resident
☒ Student Visa

Indigenous
☒ Indigenous
☒ Non-Indigenous

Number of Respondents: **41**

Overall Employment

Available Workforce	# of Grads Employed	Employment Rate	# of Full-time Grads	Full-time Employment Rate
41	41	100%	31	76%

Training Related Employment

Available Workforce	# of Training Related Grads	Employment Rate	# of Full-time Grads	Full-time Employment Rate
41	39	95%	29	71%

Location of Employment

Saskatoon	Regina	Moose Jaw	Prince Albert	Elsewhere in Sask	Outside Sask
34%	5%	2%	15%	41%	2%

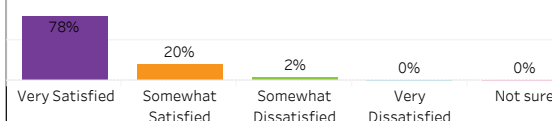
Average Salary

Overall	\$51,344
Full-time Training Related	\$61,489

Salary by Location

	Overall	Full-time Training Related
Saskatoon	50,661	60,565
Regina	38,925	65,370
Moose Jaw	21,048	
Prince Albert	56,035	61,522
Elsewhere in SK	55,167	61,792
Alberta	33,010	

Overall Satisfaction with the Program



Satisfaction with Sask Polytech

Satisfied with the decision to attend Saskpolytech	Recommend program to others	Recommend Saskpolytech to others
100%	98%	98%

Satisfaction with Campus Facilities & Services

% Satisfied % Dissatisfied % Not sure

Campus facilities



Campus activities



Instruction delivered



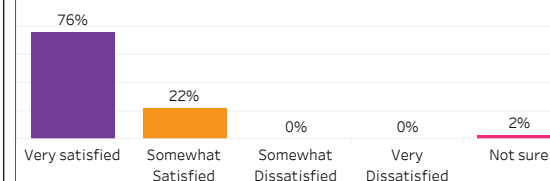
Student support services



Educational experience

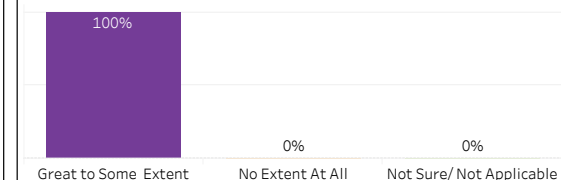


Relevance of Program to the Field of Employment

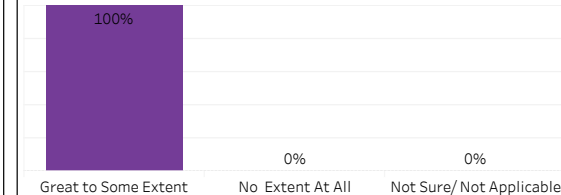


Program Benefits

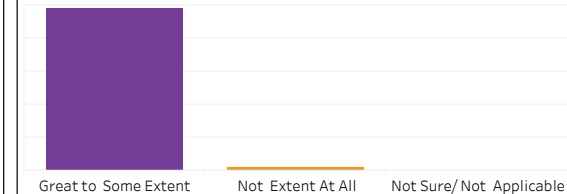
Skills and knowledge relevant in the workplace



Improved earning potential

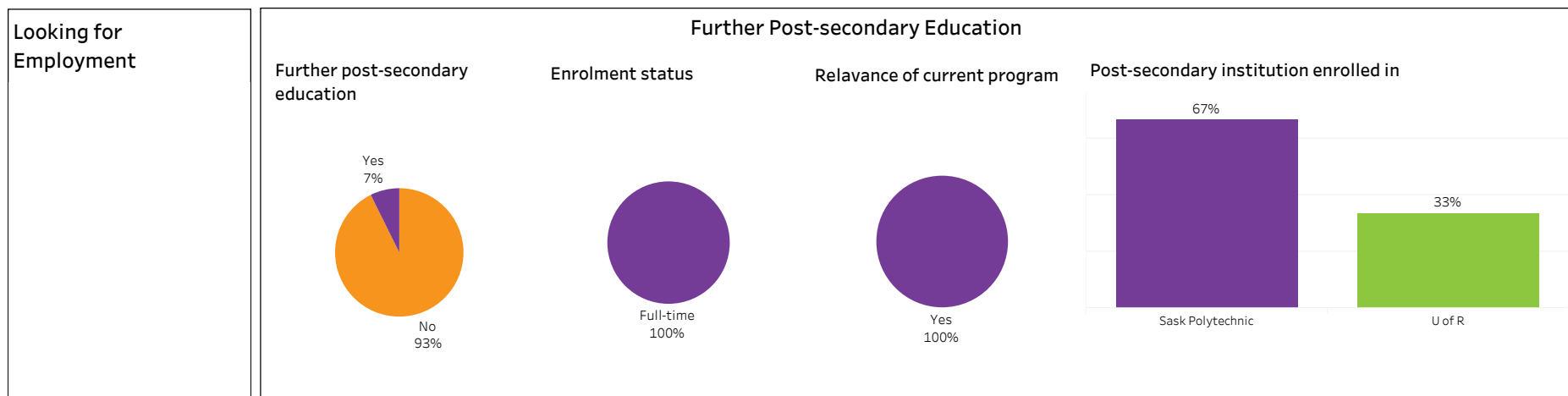
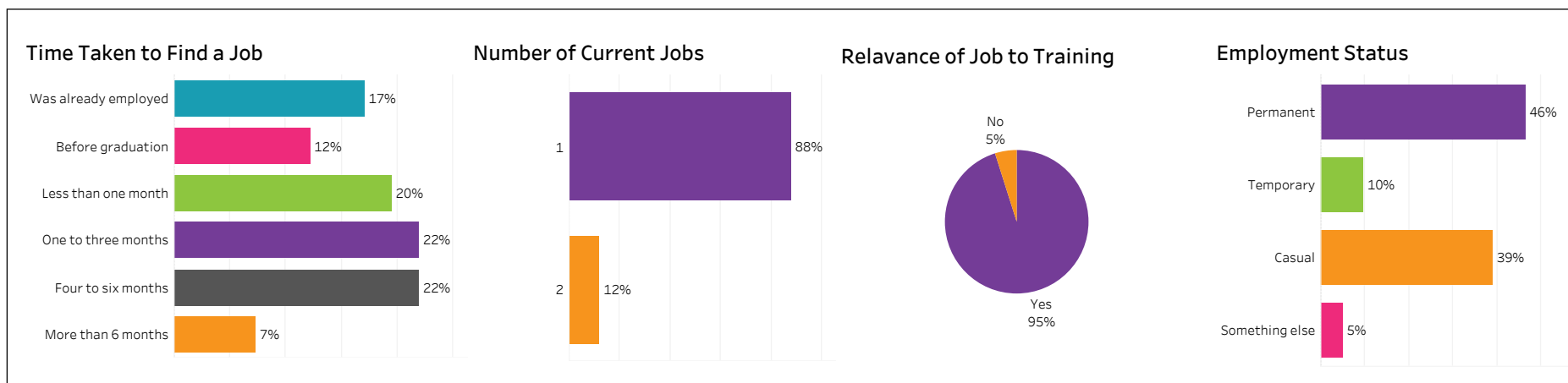


Improved employment opportunities



2016-17 Graduate Follow-up Survey: Survey Summary (2/2) Prince Albert, Nursing, Practical Nursing, DIP, Con Ed - Brokered

Number of Respondents: 41





2016-17 Graduate Follow-up Survey: Survey Summary (1/2)

Regina, Nursing, Practical Nursing, DIP, Con Ed - Brokered

Gender
☒ Female
☒ Gender Unknown
☒ Male

Citizenship
☒ Canadian
☒ Citizenship Unknown
☒ Permanent Resident
☒ Student Visa

Indigenous
☒ Indigenous
☒ Non-Indigenous

Number of Respondents: **47**

Overall Employment

Available Workforce	# of Grads Employed	Employment Rate	# of Full-time Grads	Full-time Employment Rate
46	46	100%	38	83%

Training Related Employment

Available Workforce	# of Training Related Grads	Employment Rate	# of Full-time Grads	Full-time Employment Rate
46	45	98%	37	80%

Location of Employment

Saskatoon	Regina	Moose Jaw	Prince Albert	Elsewhere in Sask	Outside Sask
9%	29%	2%	0%	60%	0%

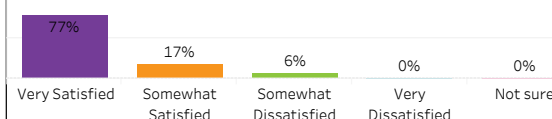
Average Salary

Overall	\$56,277
Full-time Training Related	\$61,874

Salary by Location

	Overall	Full-time Training Related
Saskatoon	45,719	61,776
Regina	59,329	64,750
Moose Jaw	14,032	
Elsewhere in SK	57,892	60,768

Overall Satisfaction with the Program



Satisfaction with Sask Polytech

Satisfied with the decision to attend Saskpolytech	Recommend program to others	Recommend Saskpolytech to others
98%	96%	98%

Satisfaction with Campus Facilities & Services

■ % Satisfied ■ % Dissatisfied ■ % Not sure

Campus facilities



Campus activities



Instruction delivered



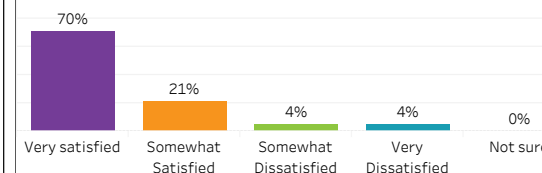
Student support services



Educational experience

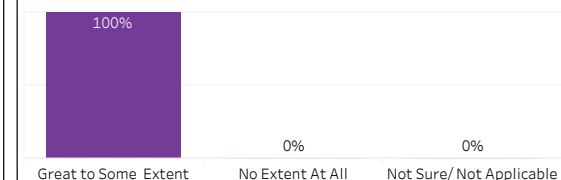


Relevance of Program to the Field of Employment

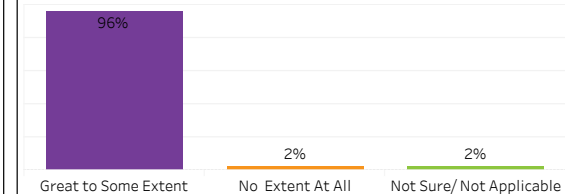


Program Benefits

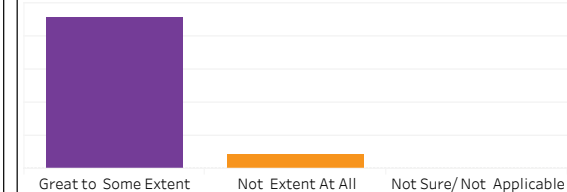
Skills and knowledge relevant in the workplace



Improved earning potential



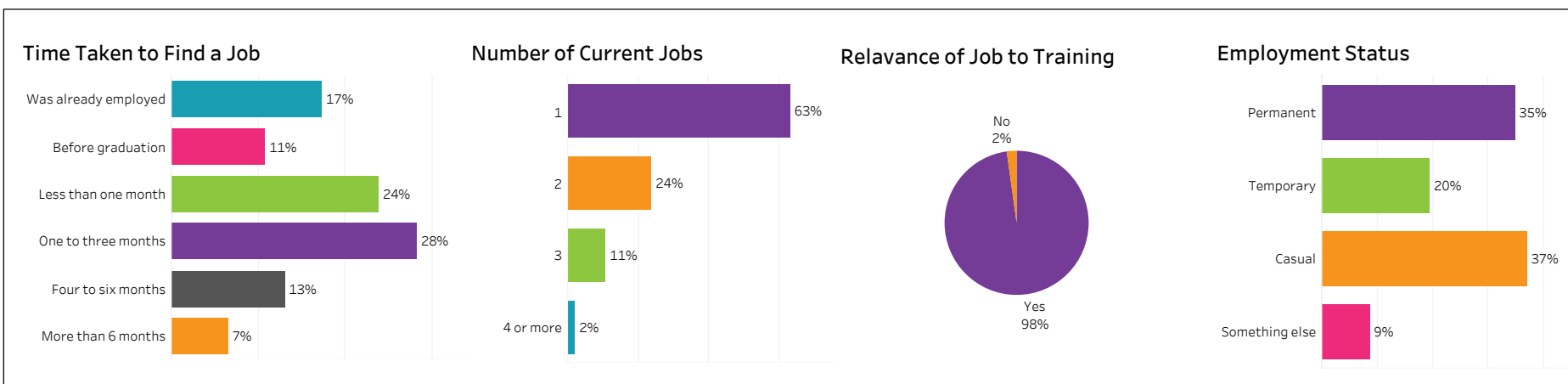
Improved employment opportunities



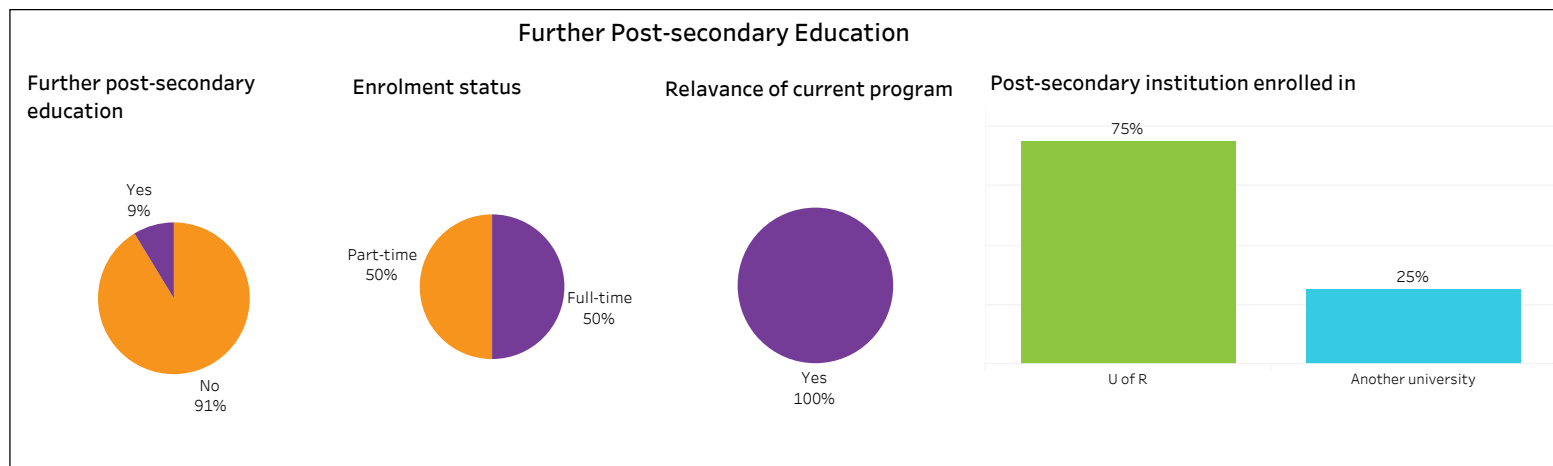
2016-17 Graduate Follow-up Survey: Survey Summary (2/2)

Regina, Nursing, Practical Nursing, DIP, Con Ed - Brokered

Number of Respondents: 47



Looking for Employment



Institutional Research and Analysis (IR & A)



2016-17 Graduate Follow-up Survey: Survey Summary (1/2)

All Campuses, Nursing, Psychiatric Nursing,
DIP, Base and Con Ed

Gender
☒ Female
☒ Gender Unknown
☒ Male

Citizenship
☒ Canadian
☒ Citizenship Unknown
☒ Permanent Resident
☒ Student Visa

Indigenous
☒ Indigenous
☒ Non-Indigenous

Number of Respondents: **21**

Overall Employment

Available Workforce	# of Grads Employed	Employment Rate	# of Full-time Grads	Full-time Employment Rate
19	18	95%	14	74%

Training Related Employment

Available Workforce	# of Training Related Grads	Employment Rate	# of Full-time Grads	Full-time Employment Rate
19	18	95%	14	74%

Location of Employment

Saskatoon	Regina	Moose Jaw	Prince Albert	Elsewhere in Sask	Outside Sask
11%	44%	0%	22%	17%	6%

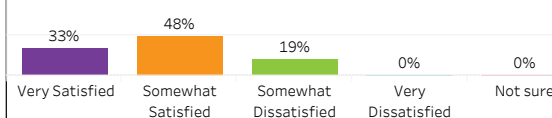
Average Salary

Overall	\$74,255
Full-time Training Related	\$76,351

Salary by Location

	Overall	Full-time Training Related
Saskatoon	90,121	90,121
Regina	65,023	69,045
Prince Albert	77,537	77,537
Elsewhere in SK	77,765	77,765
Manitoba		

Overall Satisfaction with the Program



Satisfaction with Sask Polytech

Satisfied with the decision to attend Saskpolytech	Recommend program to others	Recommend Saskpolytech to others
100%	79%	95%

Satisfaction with Campus Facilities & Services

% Satisfied % Dissatisfied % Not sure

Campus facilities



Campus activities



Instruction delivered



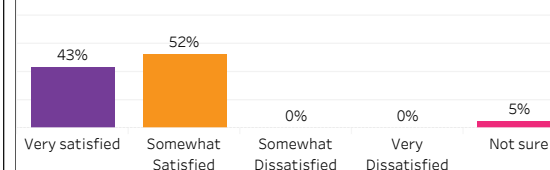
Student support services



Educational experience

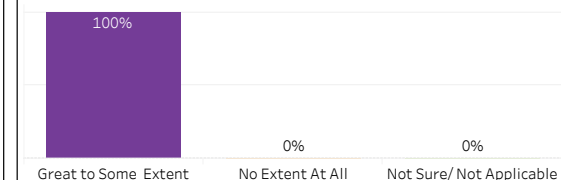


Relevance of Program to the Field of Employment

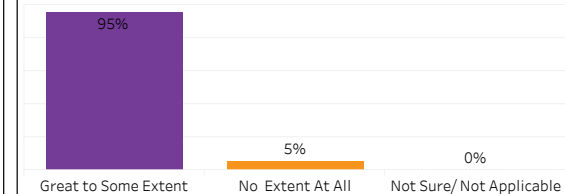


Program Benefits

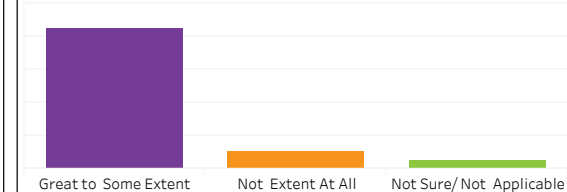
Skills and knowledge relevant in the workplace



Improved earning potential



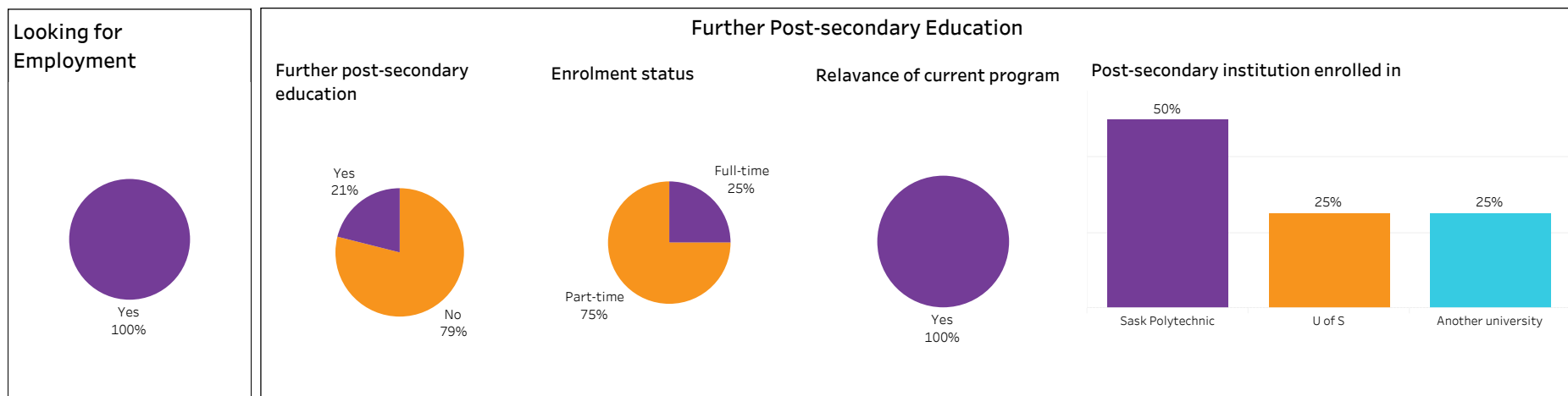
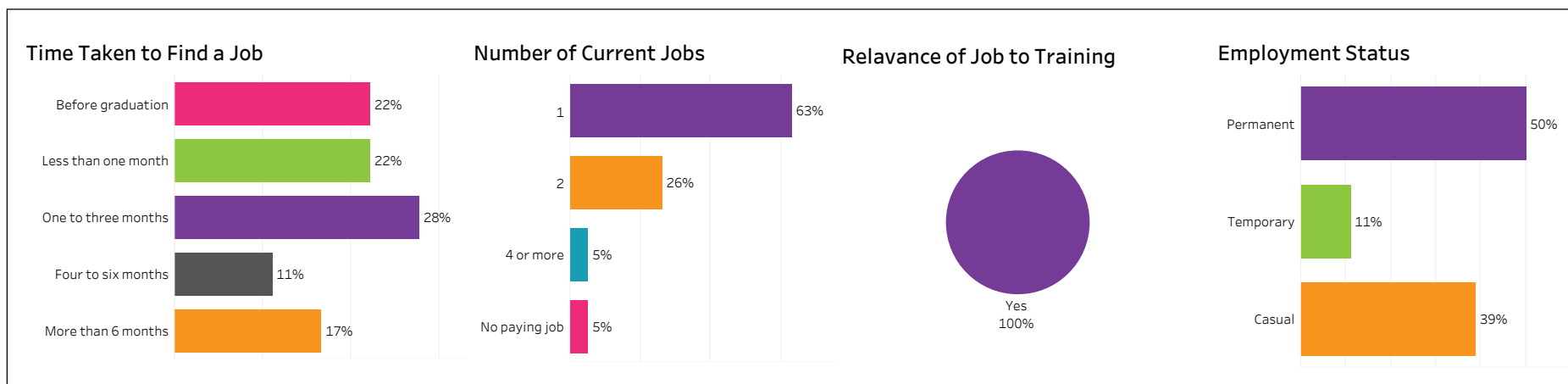
Improved employment opportunities



2016-17 Graduate Follow-up Survey: Survey Summary (2/2)

All Campuses, Nursing, Psychiatric Nursing, DIP, Base and Con
Ed

Number of Respondents: 21



School of Transportation



2016-17 Graduate Follow-up Survey: Survey Summary (1/2)

All Campuses, Transportation, All Programs,
All Credentials, Base and Con Ed

Gender
☒ Female
☒ Gender Unknown
☒ Male

Citizenship
☒ Canadian
☒ Citizenship Unknown
☒ Permanent Resident
☒ Student Visa

Indigenous
☒ Indigenous
☒ Non-Indigenous

Number of Respondents: 177

Overall Employment

Available Workforce	# of Grads Employed	Employment Rate	# of Full-time Grads	Full-time Employment Rate
167	148	89%	134	80%

Training Related Employment

Available Workforce	# of Training Related Grads	Employment Rate	# of Full-time Grads	Full-time Employment Rate
167	112	67%	106	63%

Location of Employment

Saskatoon	Regina	Moose Jaw	Prince Albert	Elsewhere in Sask	Outside Sask
31%	9%	1%	5%	45%	9%

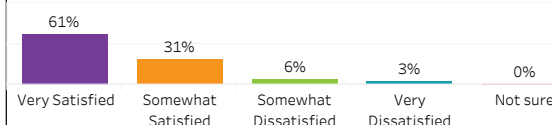
Average Salary



Salary by Location

	Overall	Full-time Training Related
Saskatoon	38,420	43,650
Regina	36,121	39,065
Moose Jaw	14,066	
Prince Albert	27,427	36,133
Elsewhere in SK	46,272	47,245
Alberta	38,690	38,253
British Columbia	52,364	52,364
Manitoba	48,750	48,750
Ontario	56,000	56,000

Overall Satisfaction with the Program



Satisfaction with Sask Polytech

Satisfied with the decision to attend Saskpolytech	Recommend program to others	Recommend Saskpolytech to others
91%	90%	97%

Satisfaction with Campus Facilities & Services

% Satisfied % Dissatisfied % Not sure

Campus facilities



Campus activities



Instruction delivered



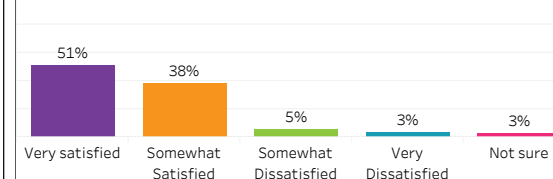
Student support services



Educational experience

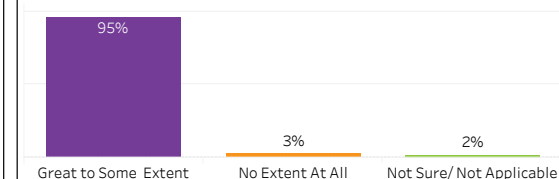


Relevance of Program to the Field of Employment

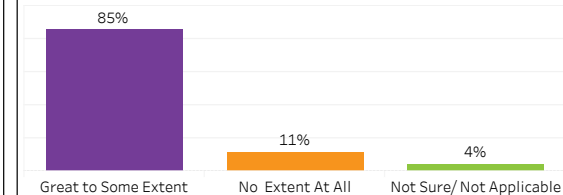


Program Benefits

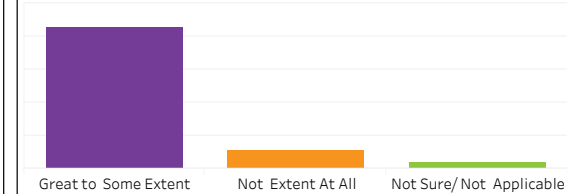
Skills and knowledge relevant in the workplace



Improved earning potential



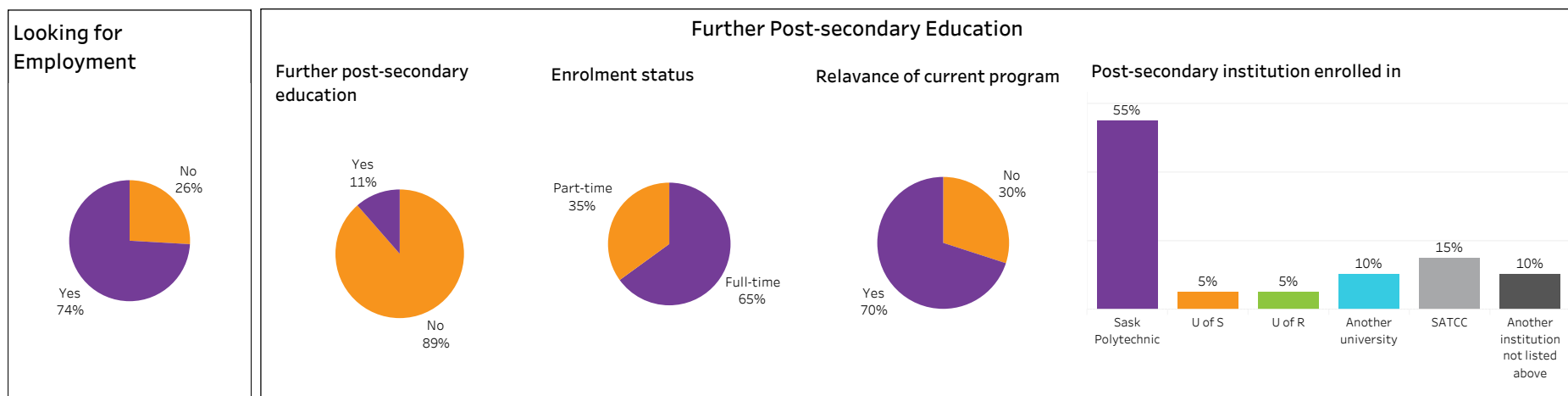
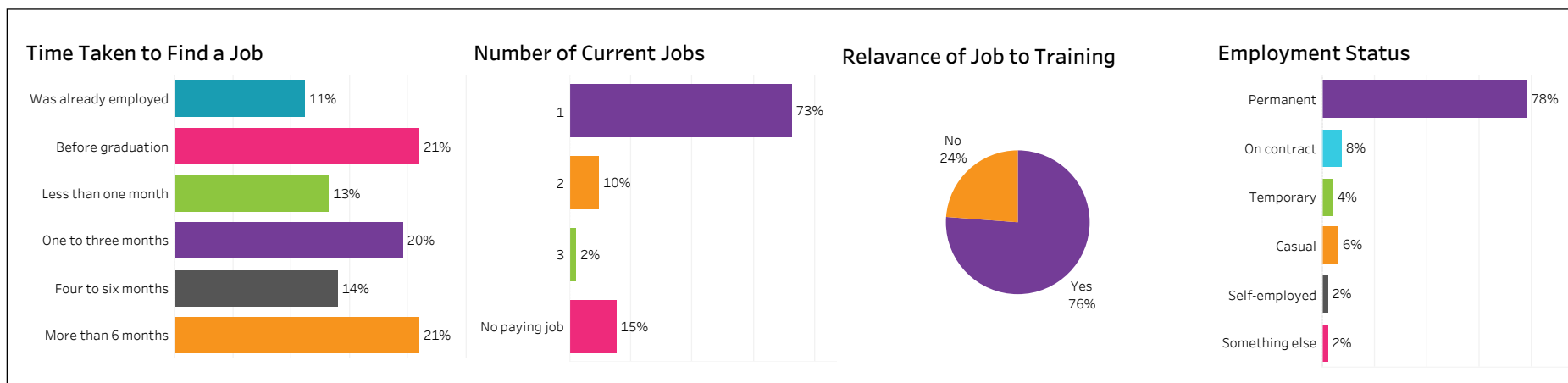
Improved employment opportunities



2016-17 Graduate Follow-up Survey: Survey Summary (2/2)

All Campuses, Transportation, All Programs, All Credentials,
Base and Con Ed

Number of Respondents: 177



Institutional Research and Analysis (IR & A)



2016-17 Graduate Follow-up Survey: Survey Summary (1/2) All Campuses, Transportation, All Programs, All Credentials, Base

Gender
☒ Female
☒ Gender Unknown
☒ Male

Citizenship
☒ Canadian
☒ Citizenship Unknown
☒ Permanent Resident
☒ Student Visa

Indigenous
☒ Indigenous
☒ Non-Indigenous

Number of Respondents: **113**

Overall Employment

Available Workforce	# of Grads Employed	Employment Rate	# of Full-time Grads	Full-time Employment Rate
109	98	90%	88	81%

Training Related Employment

Available Workforce	# of Training Related Grads	Employment Rate	# of Full-time Grads	Full-time Employment Rate
109	77	71%	72	66%

Location of Employment

Saskatoon	Regina	Moose Jaw	Prince Albert	Elsewhere in Sask	Outside Sask
40%	9%	2%	4%	36%	8%

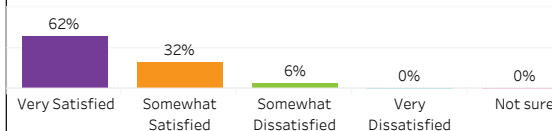
Average Salary



Salary by Location

	Overall	Full-time Training Related
Saskatoon	39,133	43,579
Regina	32,784	37,353
Moose Jaw	14,066	
Prince Albert	36,133	36,133
Elsewhere in SK	43,522	42,892
Alberta	38,690	38,253
British Columbia	52,364	52,364
Ontario	52,000	52,000

Overall Satisfaction with the Program



Satisfaction with Sask Polytech

Satisfied with the decision to attend Saskpolytech	Recommend program to others	Recommend Saskpolytech to others
93%	91%	97%

Satisfaction with Campus Facilities & Services

% Satisfied % Dissatisfied % Not sure

Campus facilities



Campus activities



Instruction delivered



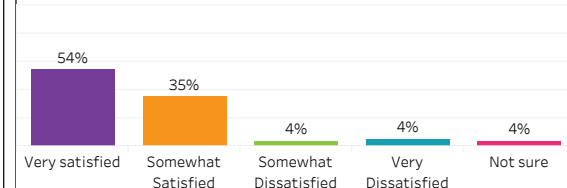
Student support services



Educational experience

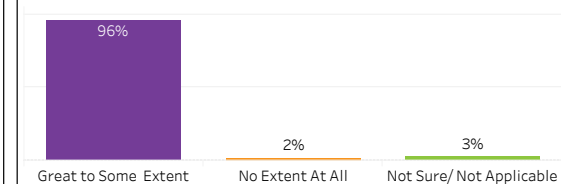


Relevance of Program to the Field of Employment

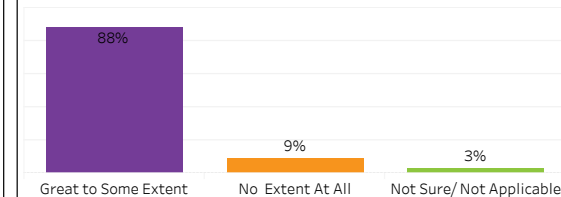


Program Benefits

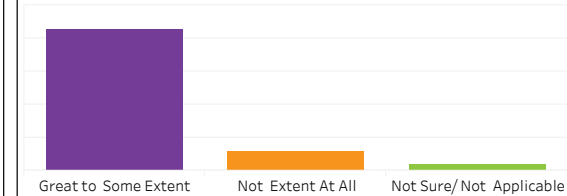
Skills and knowledge relevant in the workplace



Improved earning potential

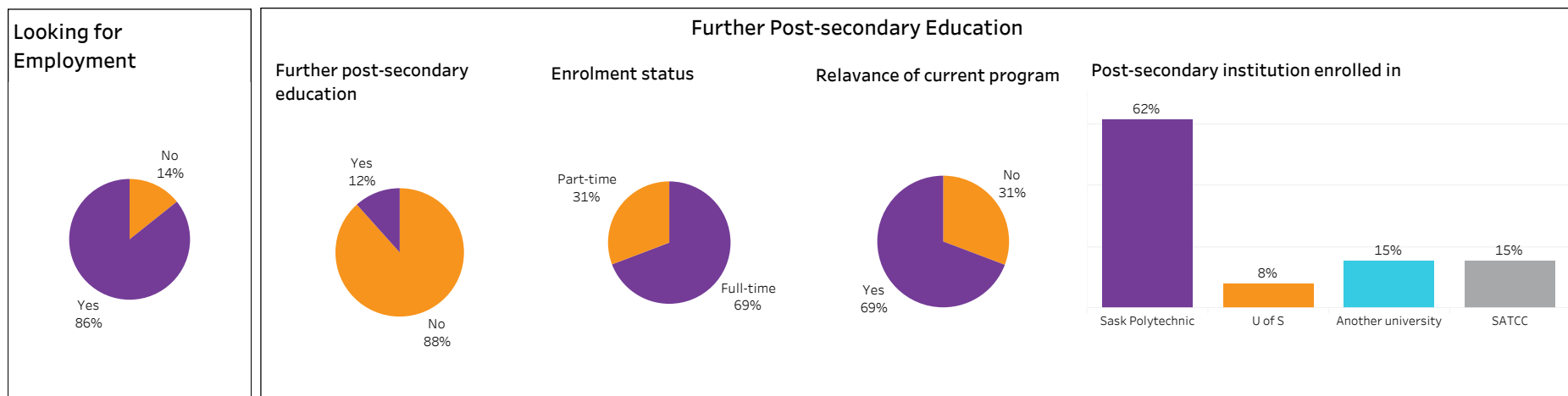
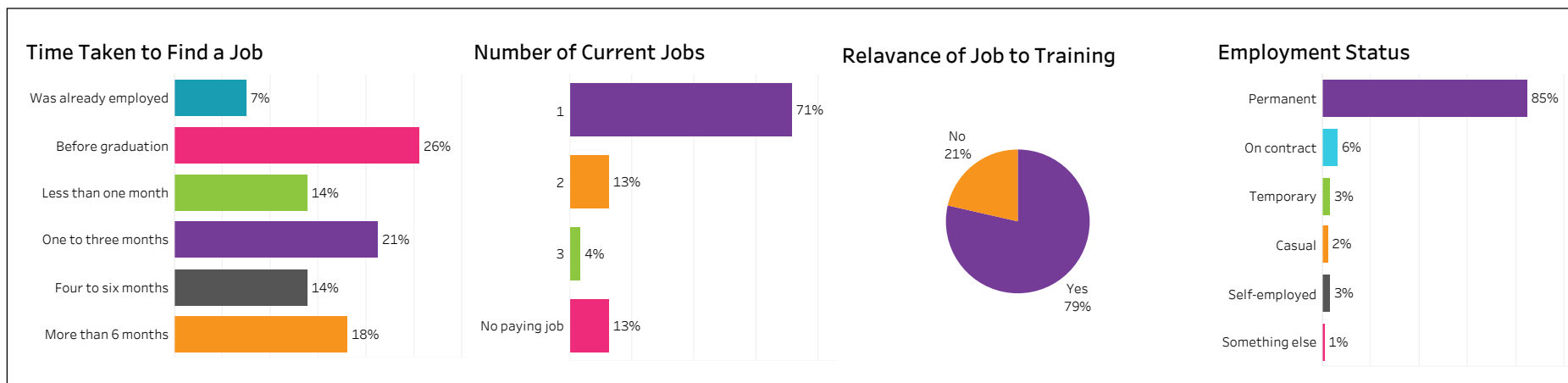


Improved employment opportunities



**2016-17 Graduate Follow-up Survey:
Survey Summary (2/2)**
*All Campuses, Transportation, All Programs, All Credentials,
Base*

Number of Respondents: **113**



Institutional Research and Analysis (IR & A)



2016-17 Graduate Follow-up Survey: Survey Summary (1/2)

All Campuses, Transportation, All Programs,
All Credentials, Con Ed - Brokered

Gender
☒ Female
☒ Gender Unknown
☒ Male

Citizenship
☒ Canadian
☒ Citizenship Unknown
☒ Permanent Resident
☒ Student Visa

Indigenous
☒ Indigenous
☒ Non-Indigenous

Number of Respondents: **54**

Overall Employment

Available Workforce	# of Grads Employed	Employment Rate	# of Full-time Grads	Full-time Employment Rate
50	44	88%	41	82%

Training Related Employment

Available Workforce	# of Training Related Grads	Employment Rate	# of Full-time Grads	Full-time Employment Rate
50	31	62%	30	60%

Location of Employment

Saskatoon	Regina	Moose Jaw	Prince Albert	Elsewhere in Sask	Outside Sask
9%	9%	0%	7%	65%	9%

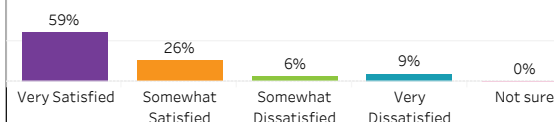
Average Salary

Overall	\$43,987
Full-time Training Related	\$52,136

Salary by Location

	Overall	Full-time Training Related
Saskatoon	27,057	39,000
Regina	42,796	44,200
Prince Albert	18,720	
Elsewhere in SK	50,130	53,772
Alberta		
Manitoba	48,750	48,750
Ontario	60,000	60,000

Overall Satisfaction with the Program



Satisfaction with Sask Polytech

Satisfied with the decision to attend Saskpolytech	Recommend program to others	Recommend Saskpolytech to others
85%	85%	96%

Satisfaction with Campus Facilities & Services

% Satisfied % Dissatisfied % Not sure

Campus facilities



Campus activities



Instruction delivered



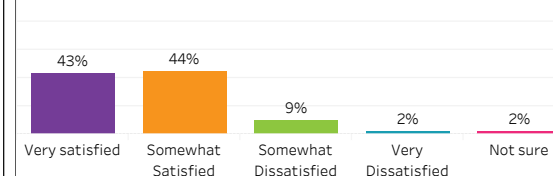
Student support services



Educational experience

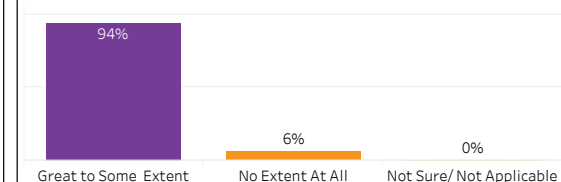


Relevance of Program to the Field of Employment

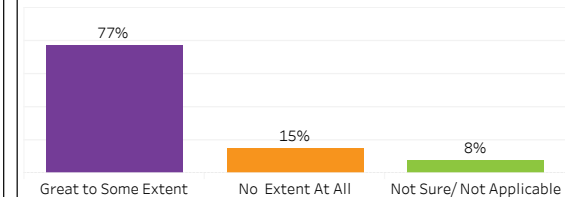


Program Benefits

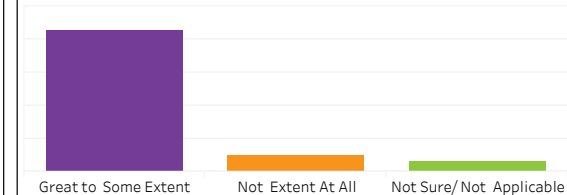
Skills and knowledge relevant in the workplace



Improved earning potential



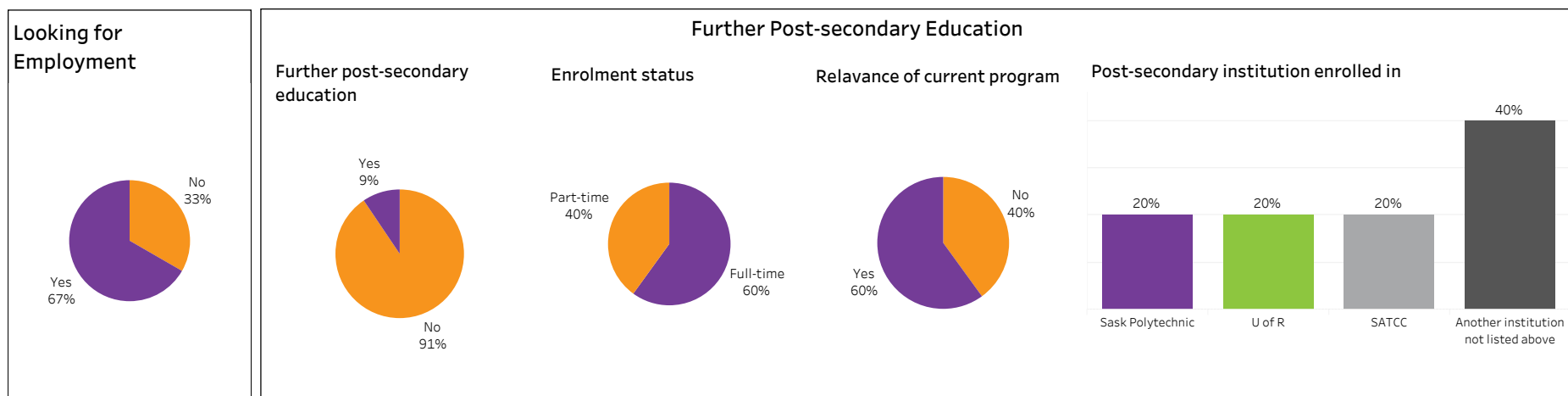
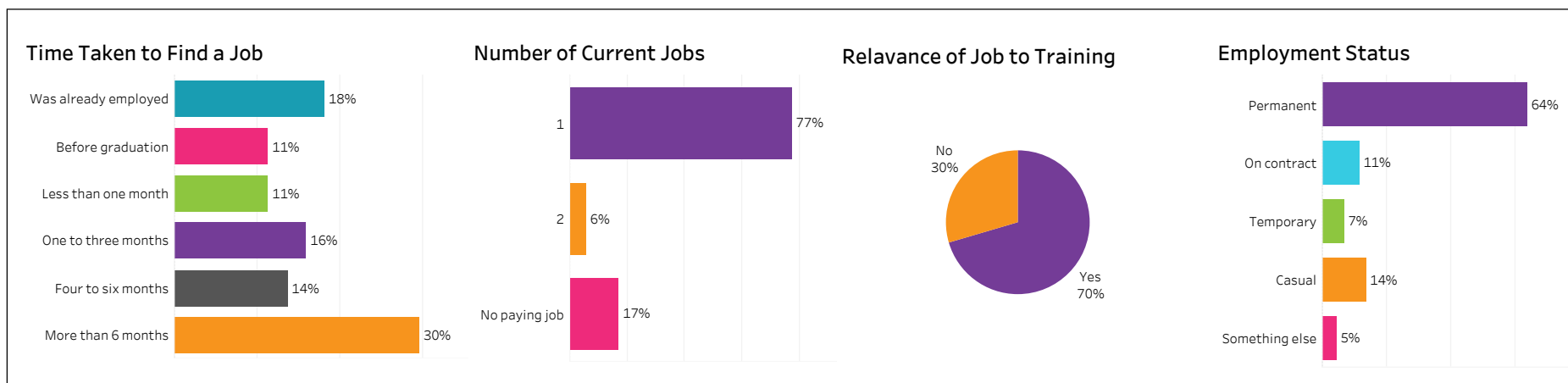
Improved employment opportunities



2016-17 Graduate Follow-up Survey: Survey Summary (2/2)

All Campuses, Transportation, All Programs, All Credentials,
Con Ed - Brokered

Number of Respondents: **54**





2016-17 Graduate Follow-up Survey: Survey Summary (1/2)

All Campuses, Transportation, All Programs,
All Credentials, Con Ed - Sask Poly Delivered

Gender
☒ Female
☒ Gender Unknown
☒ Male

Citizenship
☒ Canadian
☒ Citizenship Unknown
☒ Permanent Resident
☒ Student Visa

Indigenous
☒ Indigenous
☒ Non-Indigenous

Number of Respondents: **10**

Overall Employment

Available Workforce	# of Grads Employed	Employment Rate	# of Full-time Grads	Full-time Employment Rate
8	6	75%	5	63%

Training Related Employment

Available Workforce	# of Training Related Grads	Employment Rate	# of Full-time Grads	Full-time Employment Rate
8	4	50%	4	50%

Location of Employment

Saskatoon	Regina	Moose Jaw	Prince Albert	Elsewhere in Sask	Outside Sask
40%	0%	0%	0%	40%	20%

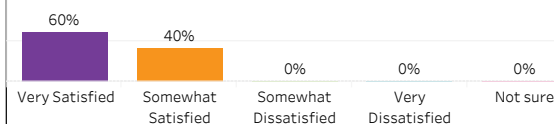
Average Salary

Overall	\$46,367
Full-time Training Related	\$51,870

Salary by Location

	Overall	Full-time Training Related
Saskatoon	42,640	49,920
Elsewhere in SK	53,820	53,820
British Columbia		

Overall Satisfaction with the Program



Satisfaction with Sask Polytech

Satisfied with the decision to attend Saskpolytech	Recommend program to others	Recommend Saskpolytech to others
100%	100%	100%

Satisfaction with Campus Facilities & Services

% Satisfied % Dissatisfied % Not sure

Campus facilities



Campus activities



Instruction delivered



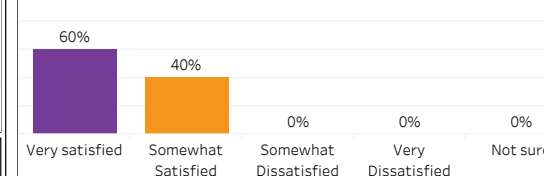
Student support services



Educational experience

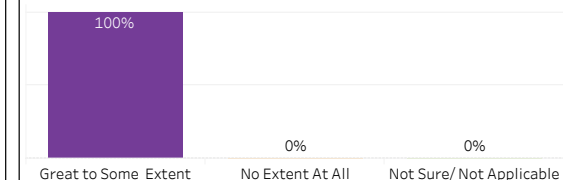


Relevance of Program to the Field of Employment

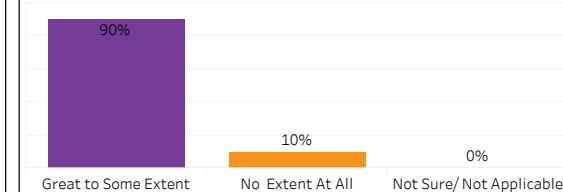


Program Benefits

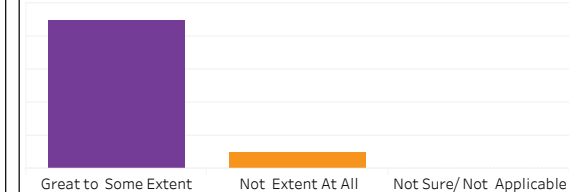
Skills and knowledge relevant in the workplace



Improved earning potential

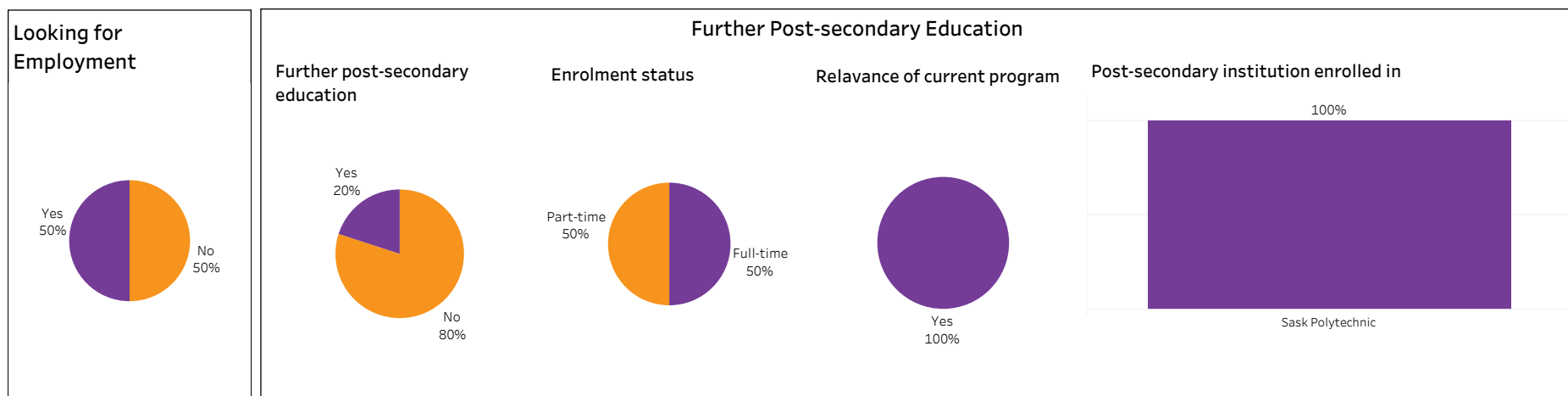
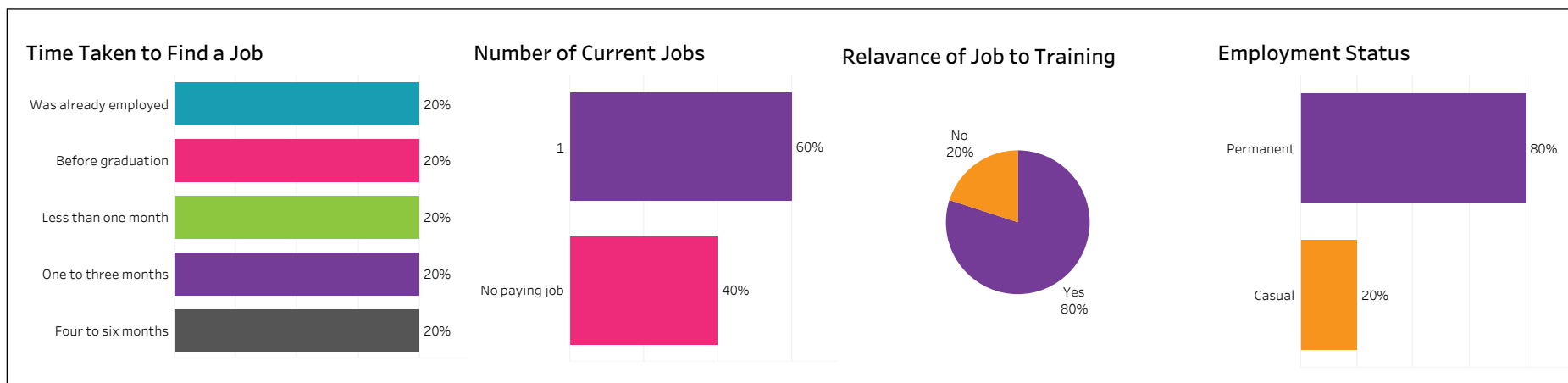


Improved employment opportunities



**2016-17 Graduate Follow-up Survey:
Survey Summary (2/2)**
**All Campuses, Transportation, All Programs, All Credentials,
Con Ed - Sask Poly Delivered**

Number of Respondents: **10**





2016-17 Graduate Follow-up Survey: Survey Summary (1/2) Saskatoon, Transportation, Agricultural Equipment Technician, CERT, Base

Gender
☒ Female
☒ Gender Unknown
☒ Male

Citizenship
☒ Canadian
☒ Citizenship Unknown
☒ Permanent Resident
☒ Student Visa

Indigenous
☒ Indigenous
☒ Non-Indigenous

Number of Respondents: 6

Overall Employment

Available Workforce	# of Grads Employed	Employment Rate	# of Full-time Grads	Full-time Employment Rate
6	6	100%	6	100%

Training Related Employment

Available Workforce	# of Training Related Grads	Employment Rate	# of Full-time Grads	Full-time Employment Rate
6	5	83%	5	83%

Location of Employment

Saskatoon	Regina	Moose Jaw	Prince Albert	Elsewhere in Sask	Outside Sask
17%	0%	0%	0%	67%	17%

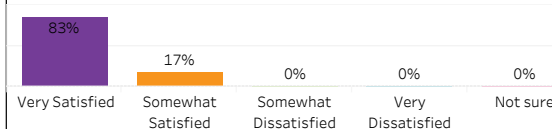
Average Salary



Salary by Location

	Overall	Full-time Training Related
Saskatoon	27,040	
Elsewhere in SK	45,970	45,970
Alberta	42,000	42,000

Overall Satisfaction with the Program



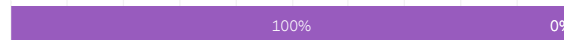
Satisfaction with Sask Polytech

Satisfied with the decision to attend Saskpolytech	Recommend program to others	Recommend Saskpolytech to others
83%	100%	100%

Satisfaction with Campus Facilities & Services

% Satisfied % Dissatisfied % Not sure

Campus facilities



Campus activities



Instruction delivered



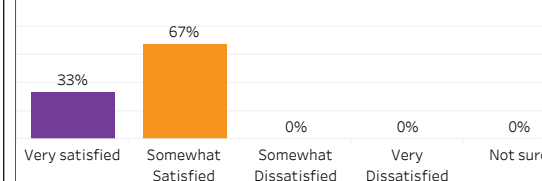
Student support services



Educational experience

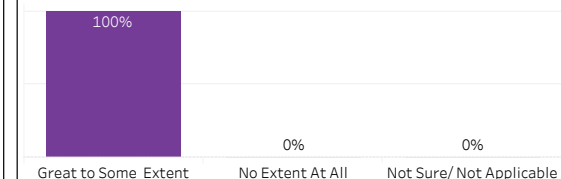


Relevance of Program to the Field of Employment

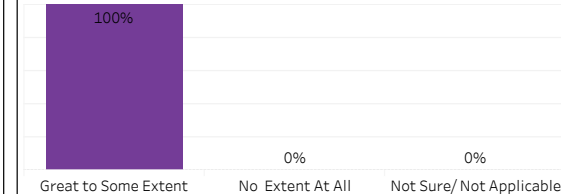


Program Benefits

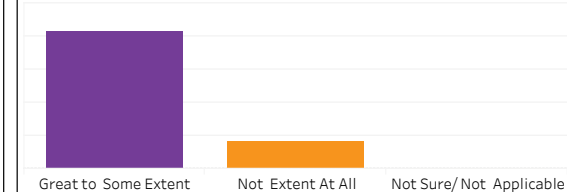
Skills and knowledge relevant in the workplace



Improved earning potential



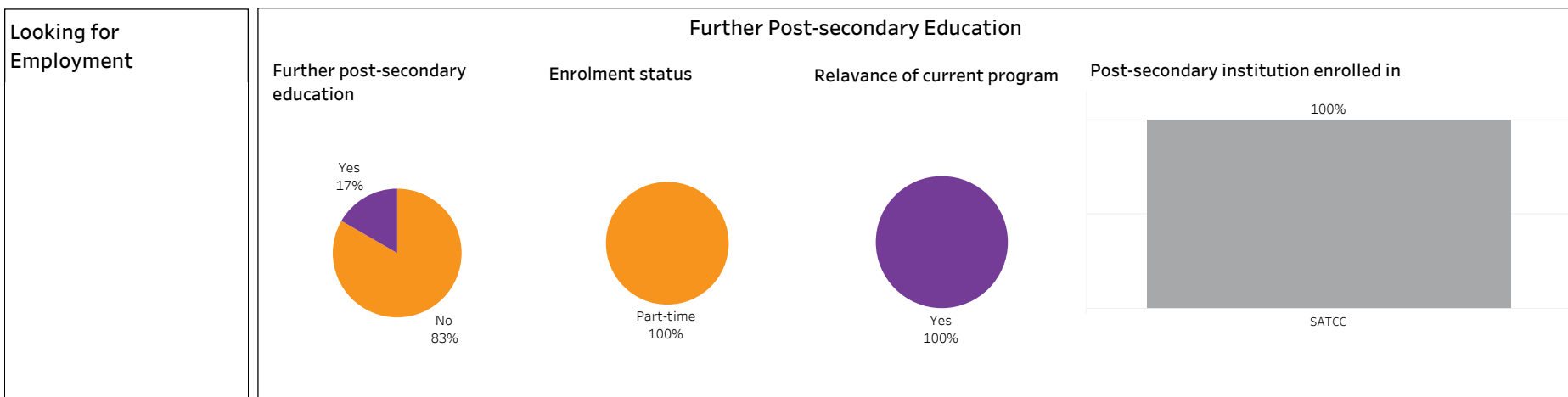
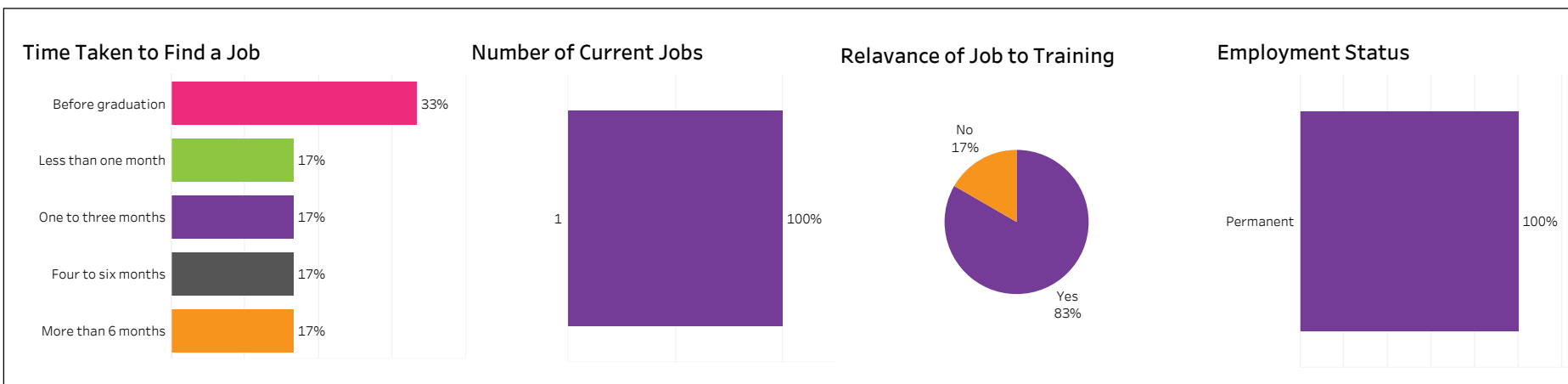
Improved employment opportunities





2016-17 Graduate Follow-up Survey:
Survey Summary (2/2)
 Saskatoon, Transportation, Agricultural Equipment Technician,
 CERT, Base

Number of Respondents: 6



Institutional Research and Analysis (IR & A)



2016-17 Graduate Follow-up Survey: Survey Summary (1/2) Saskatoon, Transportation, Agricultural Equipment Technician, CERT, Con Ed - Brokered

Gender
☒ Female
☒ Gender Unknown
☒ Male

Citizenship
☒ Canadian
☒ Citizenship Unknown
☒ Permanent Resident
☒ Student Visa

Indigenous
☒ Indigenous
☒ Non-Indigenous

Number of Respondents: 7

Overall Employment

Available Workforce	# of Grads Employed	Employment Rate	# of Full-time Grads	Full-time Employment Rate
7	7	100%	6	86%

Training Related Employment

Available Workforce	# of Training Related Grads	Employment Rate	# of Full-time Grads	Full-time Employment Rate
7	6	86%	5	71%

Location of Employment

Saskatoon	Regina	Moose Jaw	Prince Albert	Elsewhere in Sask	Outside Sask
14%	14%	0%	0%	71%	0%

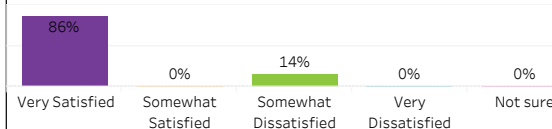
Average Salary

Overall	\$37,868
Full-time Training Related	\$40,230

Salary by Location

	Overall	Full-time Training Related
Saskatoon	39,000	39,000
Regina	30,784	
Elsewhere in SK	40,845	40,845

Overall Satisfaction with the Program



Satisfaction with Sask Polytech

Satisfied with the decision to attend Saskpolytech	Recommend program to others	Recommend Saskpolytech to others
86%	86%	100%

Satisfaction with Campus Facilities & Services

% Satisfied % Dissatisfied % Not sure

Campus facilities



Campus activities



Instruction delivered



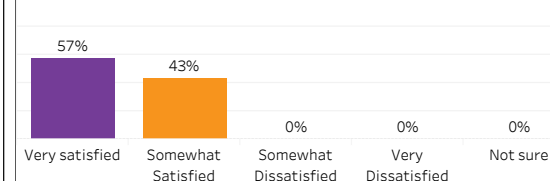
Student support services



Educational experience

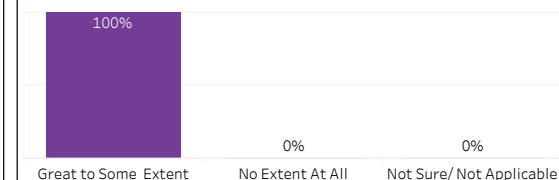


Relevance of Program to the Field of Employment

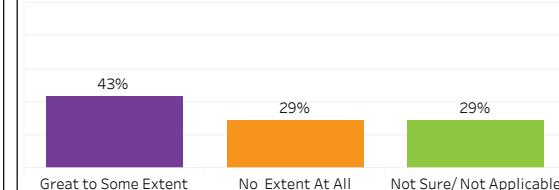


Program Benefits


Skills and knowledge relevant in the workplace



Improved earning potential



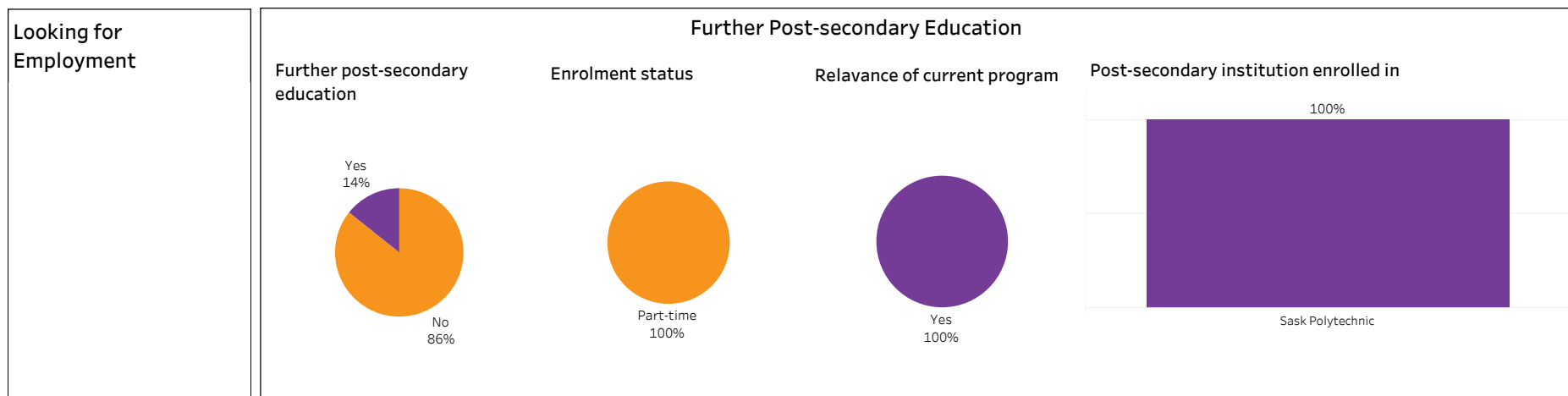
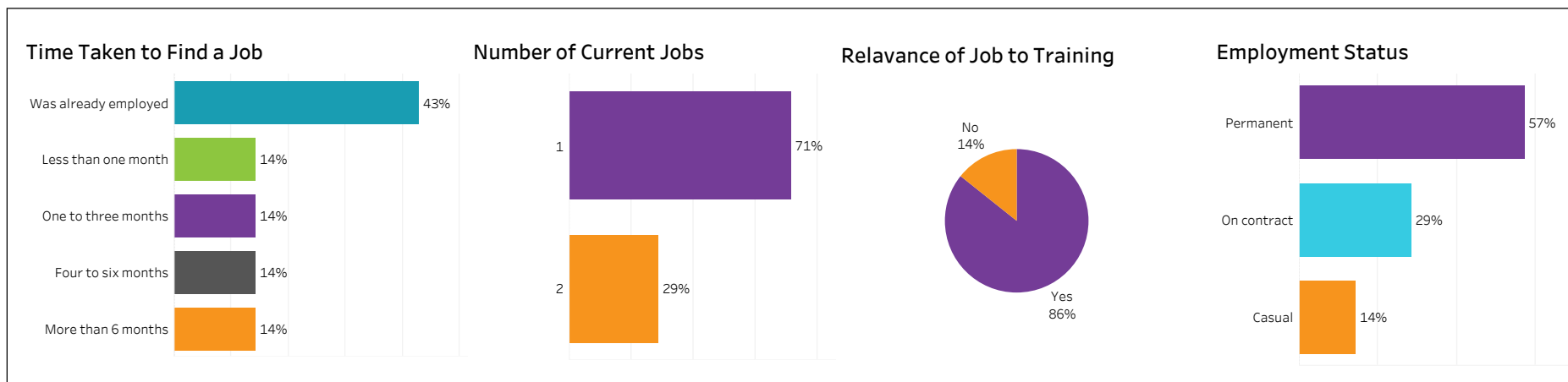
Improved employment opportunities





**2016-17 Graduate Follow-up Survey:
Survey Summary (2/2)**
Saskatoon, Transportation, Agricultural Equipment Technician,
CERT, Con Ed - Brokered

Number of Respondents: 7



Institutional Research and Analysis (IR & A)



2016-17 Graduate Follow-up Survey: Survey Summary (1/2) Saskatoon, Transportation, Agricultural Equipment Technician, CERT, Con Ed - Sask Poly Delivered

Gender
☒ Female
☒ Gender Unknown
☒ Male

Citizenship
☒ Canadian
☒ Citizenship Unknown
☒ Permanent Resident
☒ Student Visa

Indigenous
☒ Indigenous
☒ Non-Indigenous

Number of Respondents: **4**

Overall Employment

Available Workforce	# of Grads Employed	Employment Rate	# of Full-time Grads	Full-time Employment Rate
3	3	100%	3	100%

Training Related Employment

Available Workforce	# of Training Related Grads	Employment Rate	# of Full-time Grads	Full-time Employment Rate
3	3	100%	3	100%

Location of Employment

Saskatoon	Regina	Moose Jaw	Prince Albert	Elsewhere in Sask	Outside Sask
33%	0%	0%	0%	67%	0%

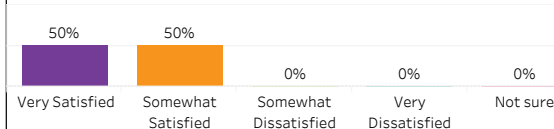
Average Salary



Salary by Location

	Overall	Full-time Training Related
Saskatoon	49,920	49,920
Elsewhere in SK	53,820	53,820

Overall Satisfaction with the Program



Satisfaction with Sask Polytech

Satisfied with the decision to attend Saskpolytech	Recommend program to others	Recommend Saskpolytech to others
100%	100%	100%

Satisfaction with Campus Facilities & Services

% Satisfied % Dissatisfied % Not sure

Campus facilities



Campus activities



Instruction delivered



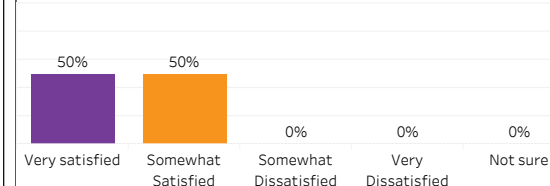
Student support services



Educational experience

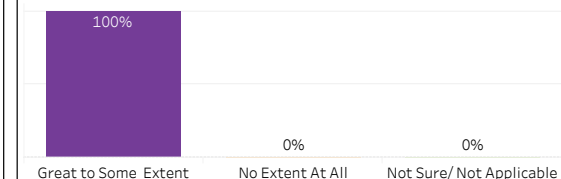


Relevance of Program to the Field of Employment

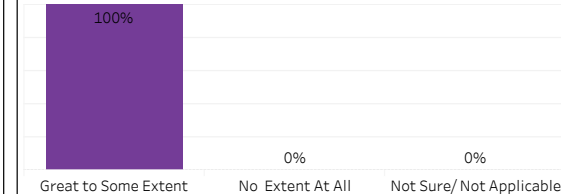


Program Benefits

Skills and knowledge relevant in the workplace



Improved earning potential

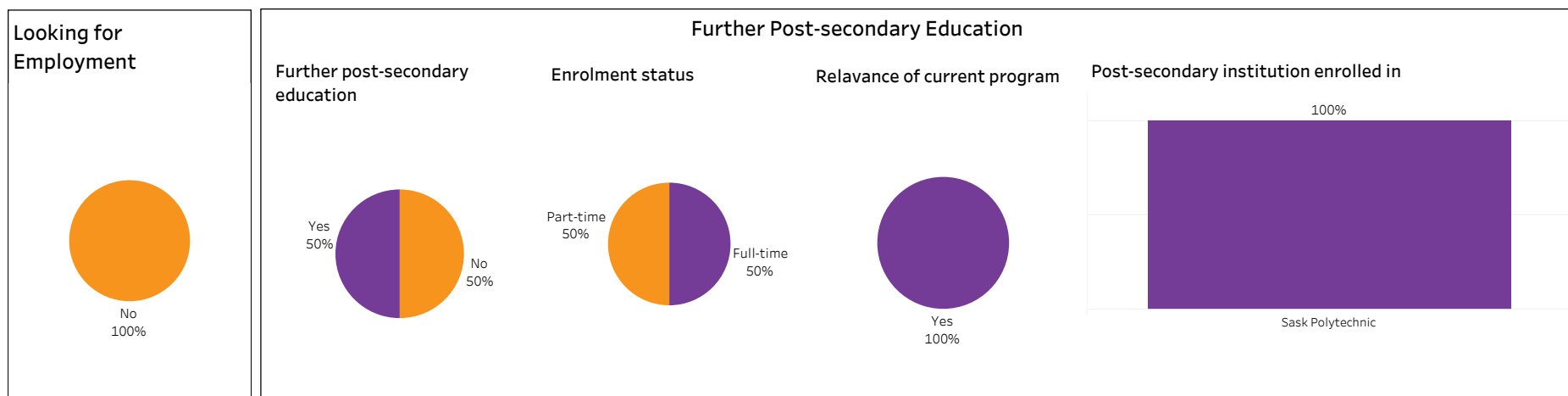
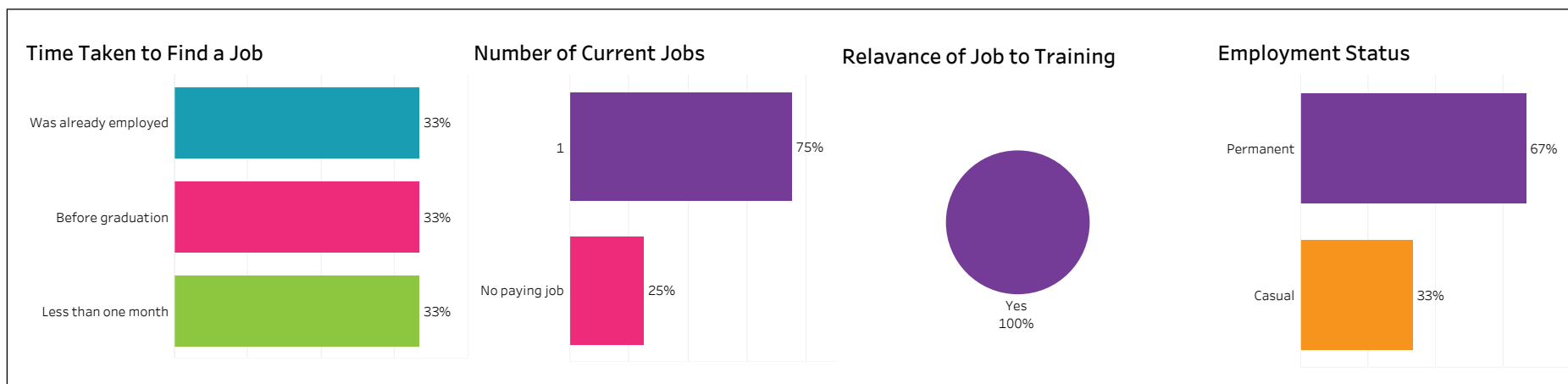


Improved employment opportunities



**2016-17 Graduate Follow-up Survey:
Survey Summary (2/2)**
Saskatoon, Transportation, Agricultural Equipment Technician,
CERT, Con Ed - Sask Poly Delivered

Number of Respondents: 4





**2016-17 Graduate Follow-up Survey:
Survey Summary (1/2)**
**Saskatoon, Transportation, Agricultural Machinery Technician,
CERT, Con Ed - Sask Poly Delivered**

Gender
☒ Female
☒ Gender Unknown
☒ Male

Citizenship
☒ Canadian
☒ Citizenship Unknown
☒ Permanent Resident
☒ Student Visa

Indigenous
☒ Indigenous
☒ Non-Indigenous

Number of Respondents: **1**

Overall Employment

Available Workforce	# of Grads Employed	Employment Rate	# of Full-time Grads	Full-time Employment Rate
0	0			

Training Related Employment

Available Workforce	# of Training Related Grads	Employment Rate	# of Full-time Grads	Full-time Employment Rate
0				

Location of Employment

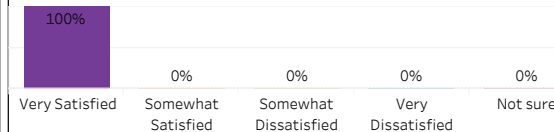
Saskatoon	Regina	Moose Jaw	Prince Albert	Elsewhere in Sask	Outside Sask

Average Salary

Overall	Full-time Training Related

Salary by Location

Overall Satisfaction with the Program



Satisfaction with Sask Polytech

Satisfied with the decision to attend Saskpolytech	Recommend program to others	Recommend Saskpolytech to others
100%	100%	100%

Satisfaction with Campus Facilities & Services

■ % Satisfied ■ % Dissatisfied ■ % Not sure

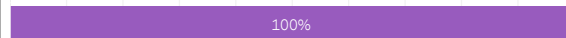
Campus facilities



Campus activities



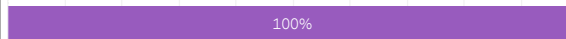
Instruction delivered



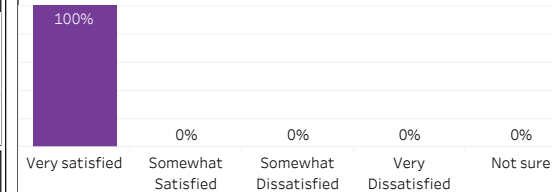
Student support services



Educational experience

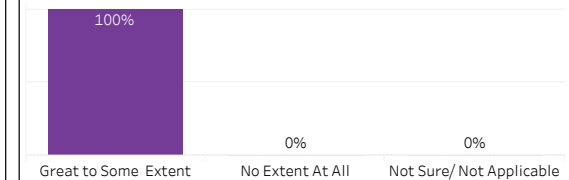


Relevance of Program to the Field of Employment

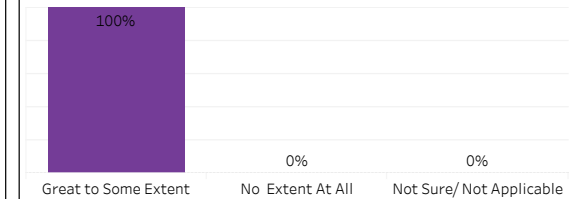


Program Benefits

Skills and knowledge relevant in the workplace



Improved earning potential




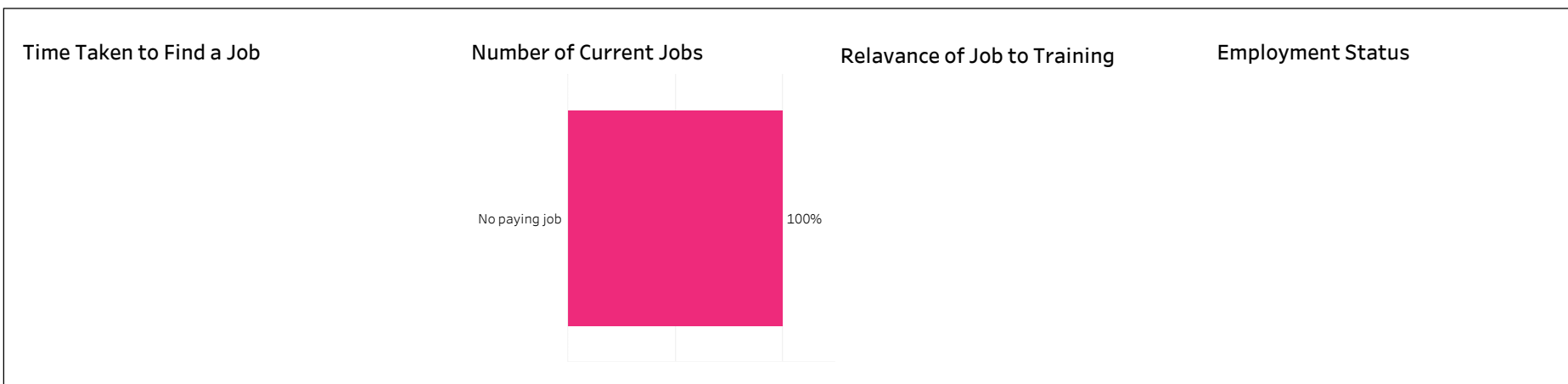
Improved employment opportunities





2016-17 Graduate Follow-up Survey:
Survey Summary (2/2)
Saskatoon, Transportation, Agricultural Machinery Technician,
CERT, Con Ed - Sask Poly Delivered

Number of Respondents: 1



Institutional Research and Analysis (IR & A)



2016-17 Graduate Follow-up Survey: Survey Summary (1/2) Regina, Transportation, Auto Body Technician, CERT, Base

Gender
☒ Female
☒ Gender Unknown
☒ Male

Citizenship
☒ Canadian
☒ Citizenship Unknown
☒ Permanent Resident
☒ Student Visa

Indigenous
☒ Indigenous
☒ Non-Indigenous

Number of Respondents: **7**

Overall Employment

Available Workforce	# of Grads Employed	Employment Rate	# of Full-time Grads	Full-time Employment Rate
7	7	100%	6	86%

Training Related Employment

Available Workforce	# of Training Related Grads	Employment Rate	# of Full-time Grads	Full-time Employment Rate
7	6	86%	6	86%

Location of Employment

Saskatoon	Regina	Moose Jaw	Prince Albert	Elsewhere in Sask	Outside Sask
0%	29%	14%	0%	57%	0%

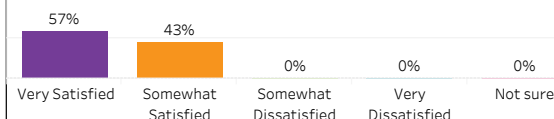
Average Salary

Overall	\$37,506
Full-time Training Related	\$41,373

Salary by Location

	Overall	Full-time Training Related
Regina	33,280	33,280
Moose Jaw	14,300	
Elsewhere in SK	45,420	45,420

Overall Satisfaction with the Program



Satisfaction with Sask Polytech

Satisfied with the decision to attend Saskpolytech	Recommend program to others	Recommend Saskpolytech to others
100%	86%	100%

Satisfaction with Campus Facilities & Services

% Satisfied % Dissatisfied % Not sure

Campus facilities



Campus activities



Instruction delivered



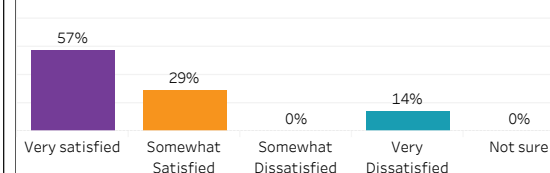
Student support services



Educational experience

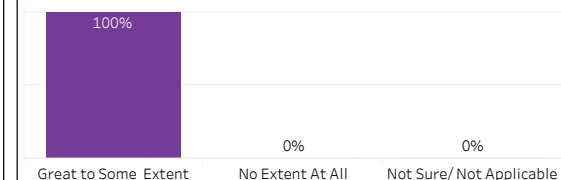


Relevance of Program to the Field of Employment

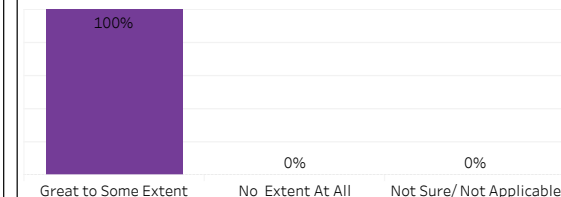


Program Benefits

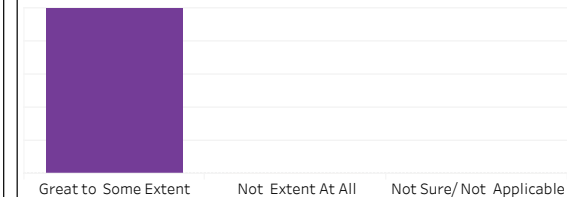
Skills and knowledge relevant in the workplace



Improved earning potential




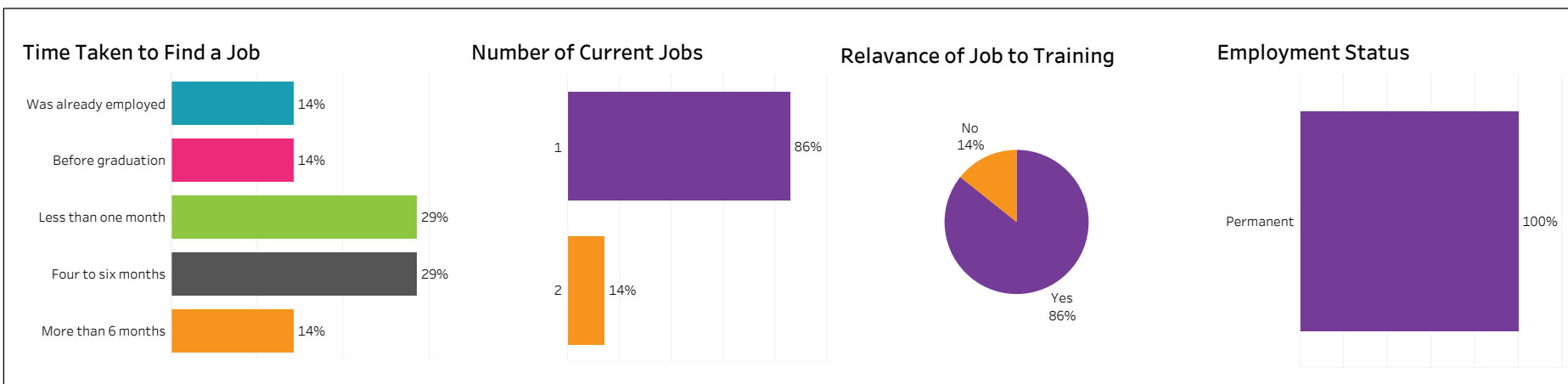
Improved employment opportunities





2016-17 Graduate Follow-up Survey: Survey Summary (2/2) Regina, Transportation, Auto Body Technician, CERT, Base

Number of Respondents: 7



Institutional Research and Analysis (IR & A)



2016-17 Graduate Follow-up Survey: Survey Summary (1/2) Saskatoon, Transportation, Auto Body Technician, CERT, Base

Gender
☒ Female
☒ Gender Unknown
☒ Male

Citizenship
☒ Canadian
☒ Citizenship Unknown
☒ Permanent Resident
☒ Student Visa

Indigenous
☒ Indigenous
☒ Non-Indigenous

Number of Respondents: 7

Overall Employment

Available Workforce	# of Grads Employed	Employment Rate	# of Full-time Grads	Full-time Employment Rate
7	7	100%	7	100%

Training Related Employment

Available Workforce	# of Training Related Grads	Employment Rate	# of Full-time Grads	Full-time Employment Rate
7	4	57%	4	57%

Location of Employment

Saskatoon	Regina	Moose Jaw	Prince Albert	Elsewhere in Sask	Outside Sask
57%	0%	0%	14%	29%	0%

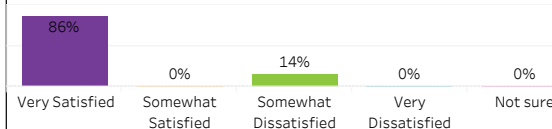
Average Salary

	Overall	Full-time Training Related
	\$44,798	\$35,616

Salary by Location

	Overall	Full-time Training Related
Saskatoon	41,936	39,312
Prince Albert	37,440	37,440
Elsewhere in SK	54,200	26,400

Overall Satisfaction with the Program



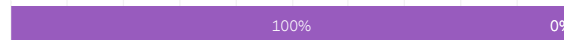
Satisfaction with Sask Polytech

Satisfied with the decision to attend Saskpolytech	Recommend program to others	Recommend Saskpolytech to others
100%	100%	100%

Satisfaction with Campus Facilities & Services

% Satisfied % Dissatisfied % Not sure

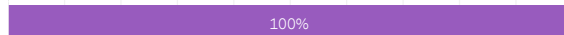
Campus facilities



Campus activities



Instruction delivered



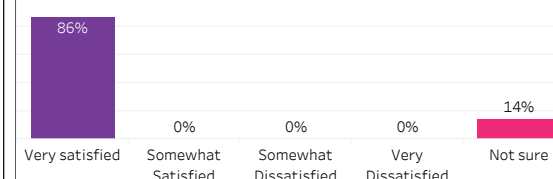
Student support services



Educational experience

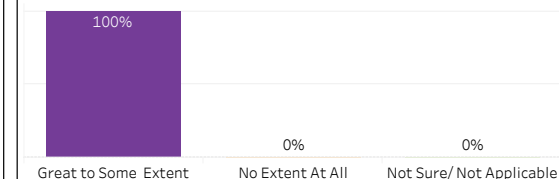


Relevance of Program to the Field of Employment

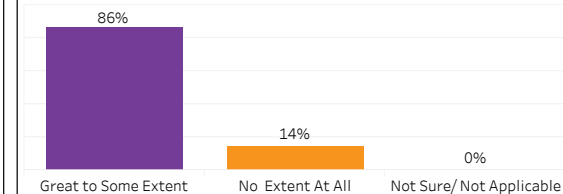


Program Benefits

Skills and knowledge relevant in the workplace



Improved earning potential



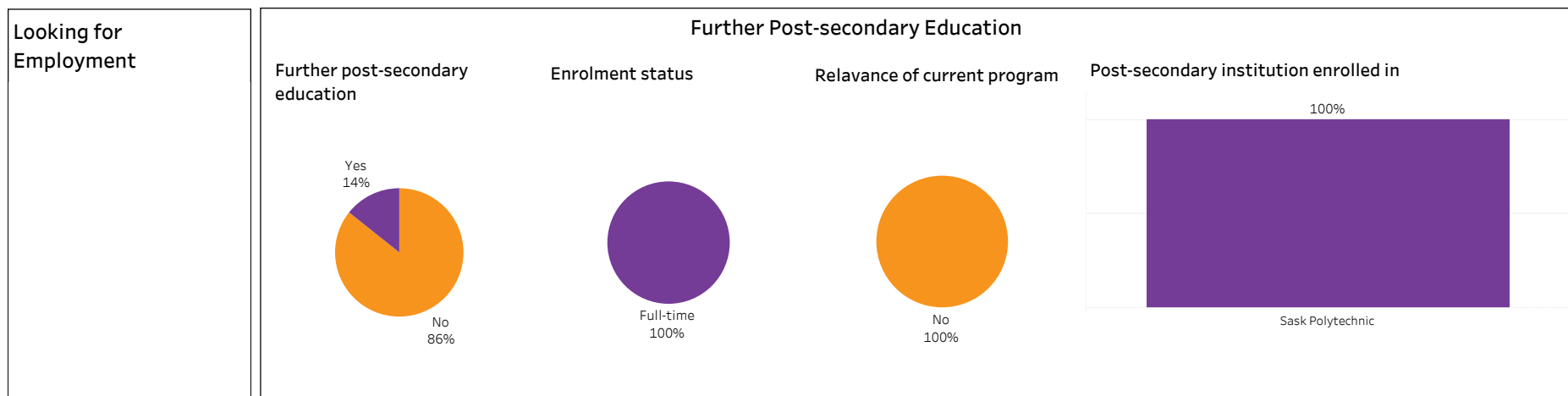
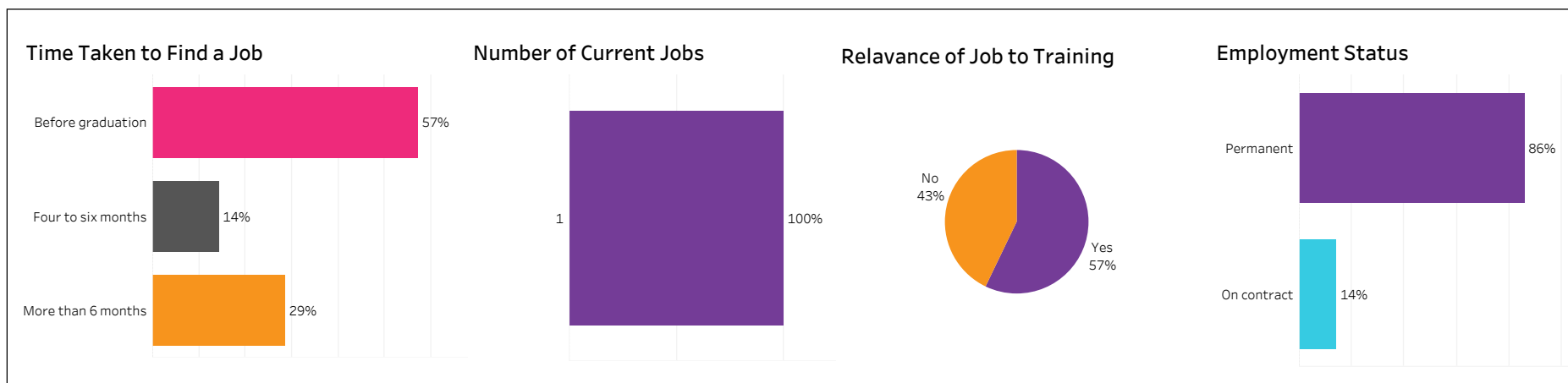
Improved employment opportunities



2016-17 Graduate Follow-up Survey: Survey Summary (2/2)

Saskatoon, Transportation, Auto Body Technician, CERT, Base

Number of Respondents: 7





2016-17 Graduate Follow-up Survey: Survey Summary (1/2) Moose Jaw, Transportation, Automotive Service Technician, CERT, Base

Gender
☒ Female
☒ Gender Unknown
☒ Male

Citizenship
☒ Canadian
☒ Citizenship Unknown
☒ Permanent Resident
☒ Student Visa

Indigenous
☒ Indigenous
☒ Non-Indigenous

Number of Respondents: **14**

Overall Employment

Available Workforce	# of Grads Employed	Employment Rate	# of Full-time Grads	Full-time Employment Rate
13	11	85%	10	77%

Training Related Employment

Available Workforce	# of Training Related Grads	Employment Rate	# of Full-time Grads	Full-time Employment Rate
13	7	54%	7	54%

Location of Employment

Saskatoon	Regina	Moose Jaw	Prince Albert	Elsewhere in Sask	Outside Sask
18%	27%	9%	0%	45%	0%

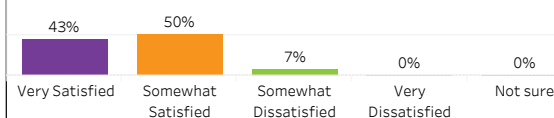
Average Salary



Salary by Location

	Overall	Full-time Training Related
Saskatoon	54,600	41,600
Regina	17,615	30,680
Moose Jaw	13,832	
Elsewhere in SK	43,160	43,160

Overall Satisfaction with the Program



Satisfaction with Sask Polytech

Satisfied with the decision to attend Saskpolytech	Recommend program to others	Recommend Saskpolytech to others
92%	85%	100%

Satisfaction with Campus Facilities & Services

% Satisfied % Dissatisfied % Not sure

Campus facilities



Campus activities



Instruction delivered



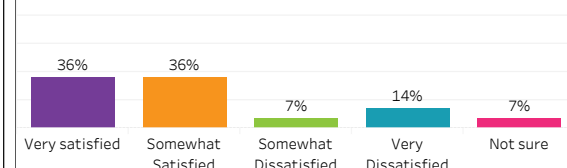
Student support services



Educational experience

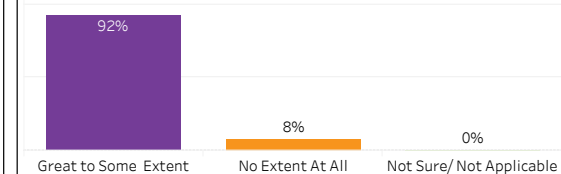


Relevance of Program to the Field of Employment

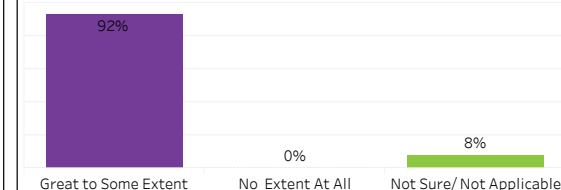


Program Benefits

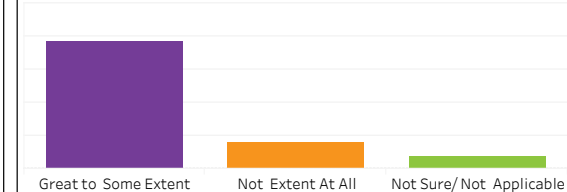
Skills and knowledge relevant in the workplace



Improved earning potential



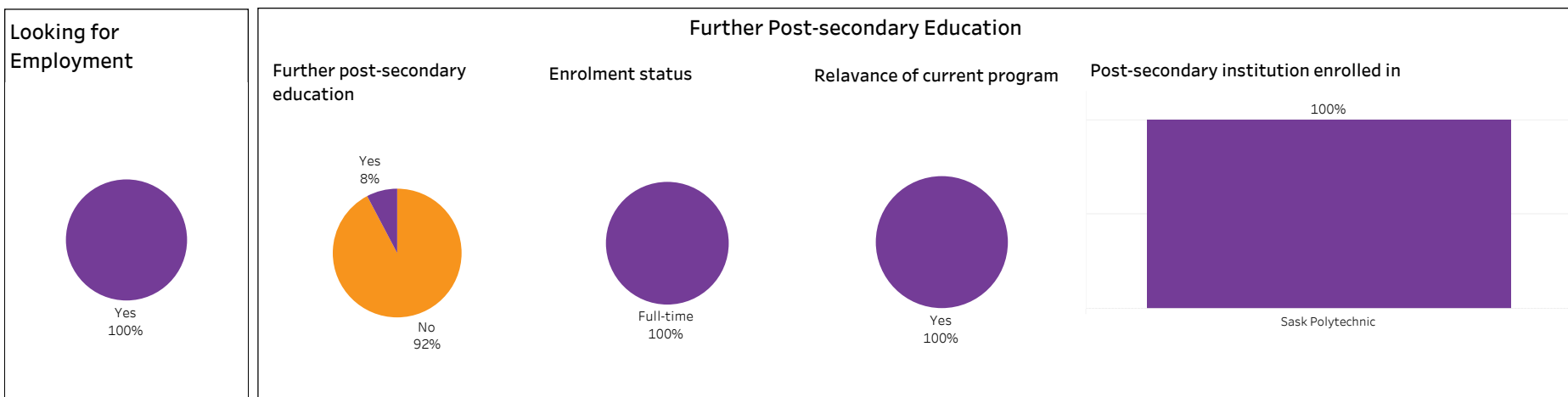
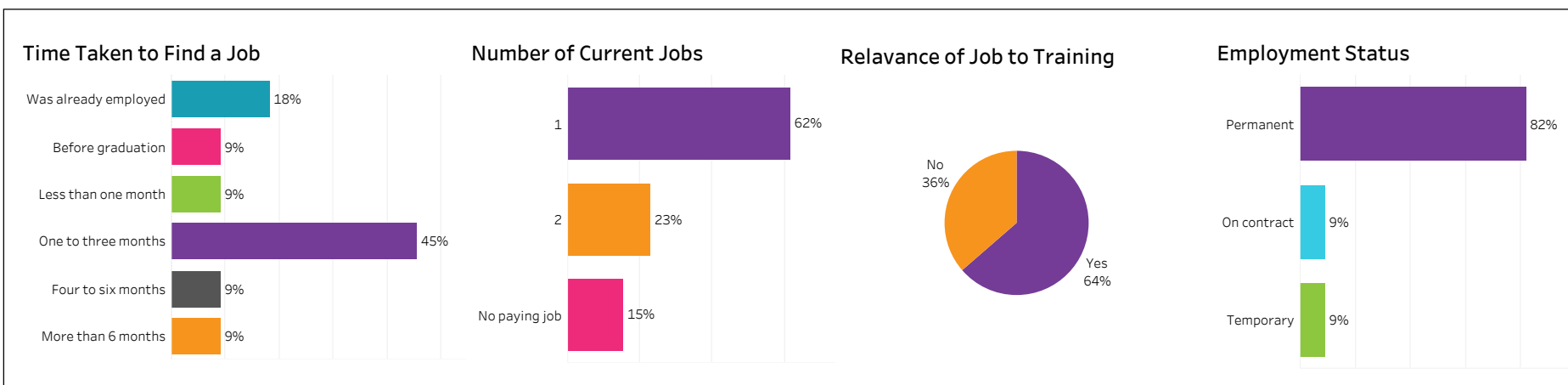
Improved employment opportunities





2016-17 Graduate Follow-up Survey: Survey Summary (2/2) Moose Jaw, Transportation, Automotive Service Technician, CERT, Base

Number of Respondents: 14



Institutional Research and Analysis (IR & A)



2016-17 Graduate Follow-up Survey: Survey Summary (1/2) Saskatoon, Transportation, Automotive Service Technician, CERT, Base

Gender
☒ Female
☒ Gender Unknown
☒ Male

Citizenship
☒ Canadian
☒ Citizenship Unknown
☒ Permanent Resident
☒ Student Visa

Indigenous
☒ Indigenous
☒ Non-Indigenous

Number of Respondents: **18**

Overall Employment

Available Workforce	# of Grads Employed	Employment Rate	# of Full-time Grads	Full-time Employment Rate
18	15	83%	12	67%

Training Related Employment

Available Workforce	# of Training Related Grads	Employment Rate	# of Full-time Grads	Full-time Employment Rate
18	12	67%	11	61%

Location of Employment

Saskatoon	Regina	Moose Jaw	Prince Albert	Elsewhere in Sask	Outside Sask
60%	13%	0%	0%	20%	7%

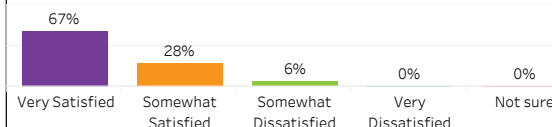
Average Salary

Overall	\$33,765
Full-time Training Related	\$39,664

Salary by Location

	Overall	Full-time Training Related
Saskatoon	30,940	42,055
Regina	34,480	35,360
Elsewhere in SK	40,213	40,213
Alberta	32,760	32,760

Overall Satisfaction with the Program



Satisfaction with Sask Polytech

Satisfied with the decision to attend Saskpolytech	Recommend program to others	Recommend Saskpolytech to others
89%	89%	94%

Satisfaction with Campus Facilities & Services

% Satisfied % Dissatisfied % Not sure

Campus facilities



Campus activities



Instruction delivered



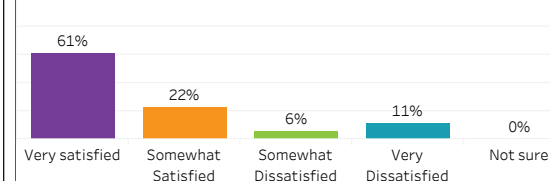
Student support services



Educational experience

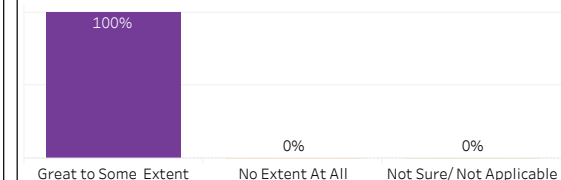


Relevance of Program to the Field of Employment

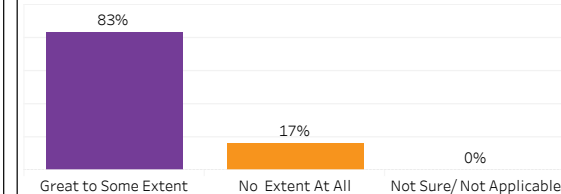


Program Benefits

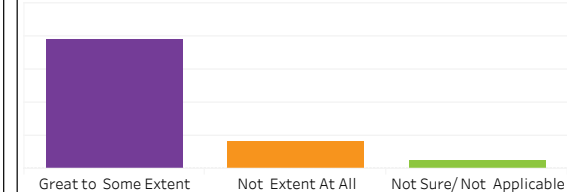
Skills and knowledge relevant in the workplace



Improved earning potential



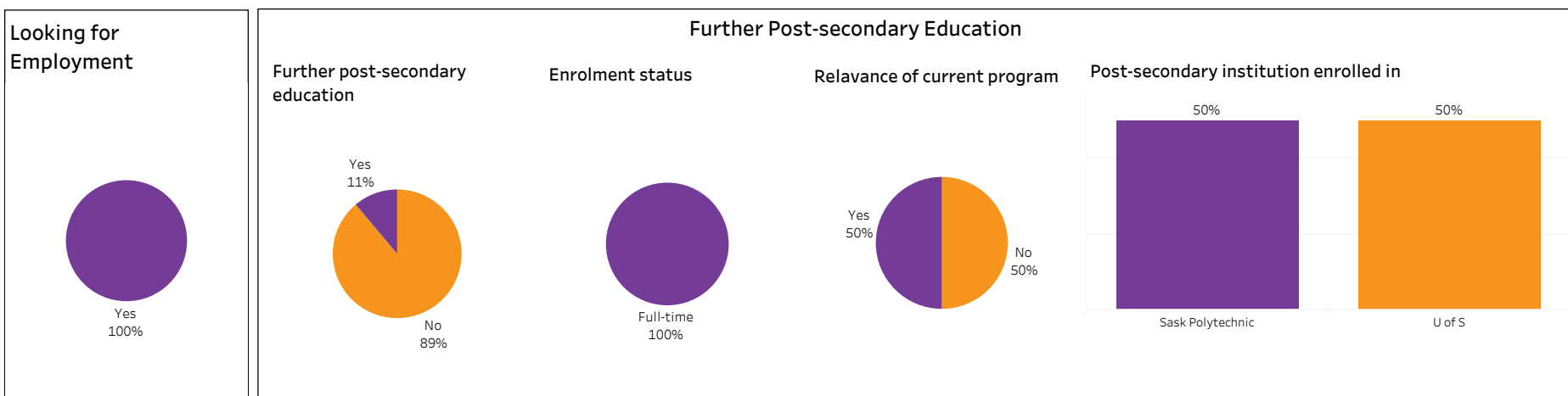
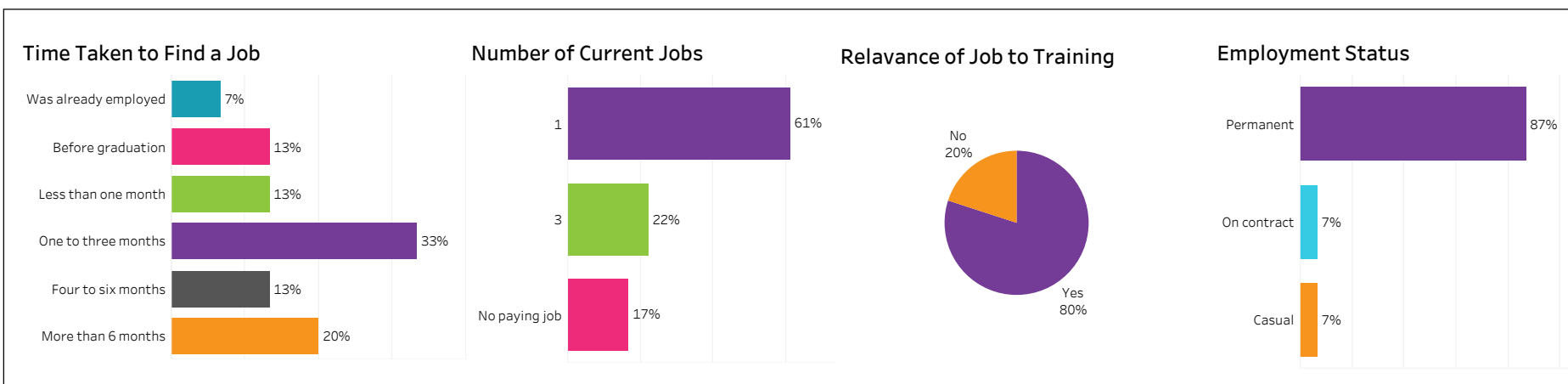
Improved employment opportunities



2016-17 Graduate Follow-up Survey: Survey Summary (2/2)

Saskatoon, Transportation, Automotive Service Technician, CERT, Base

Number of Respondents: **18**





2016-17 Graduate Follow-up Survey: Survey Summary (1/2)

Saskatoon, Transportation, Commercial Pilot,
DIP, Base

Gender
☒ Female
☒ Gender Unknown
☒ Male

Citizenship
☒ Canadian
☒ Citizenship Unknown
☒ Permanent Resident
☒ Student Visa

Indigenous
☒ Indigenous
☒ Non-Indigenous

Number of Respondents: 9

Overall Employment

Available Workforce	# of Grads Employed	Employment Rate	# of Full-time Grads	Full-time Employment Rate
8	8	100%	6	75%

Training Related Employment

Available Workforce	# of Training Related Grads	Employment Rate	# of Full-time Grads	Full-time Employment Rate
8	8	100%	6	75%

Location of Employment

Saskatoon	Regina	Moose Jaw	Prince Albert	Elsewhere in Sask	Outside Sask
13%	0%	0%	0%	50%	38%

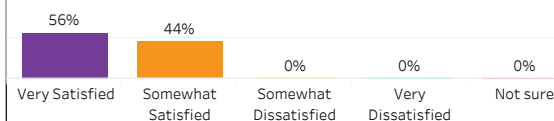
Average Salary

Overall	\$43,973
Full-time Training Related	\$44,460

Salary by Location

	Overall	Full-time Training Related
Saskatoon	47,840	47,840
Elsewhere in SK	45,333	45,000
Alberta	40,000	40,000
Ontario		

Overall Satisfaction with the Program



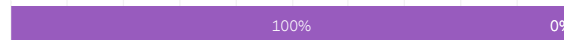
Satisfaction with Sask Polytech

Satisfied with the decision to attend Saskpolytech	Recommend program to others	Recommend Saskpolytech to others
100%	100%	100%

Satisfaction with Campus Facilities & Services

% Satisfied % Dissatisfied % Not sure

Campus facilities




Campus activities



Instruction delivered



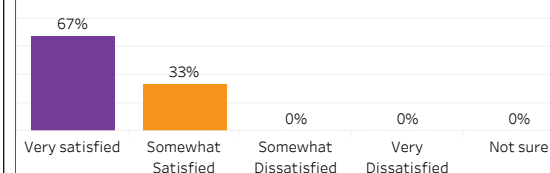
Student support services



Educational experience

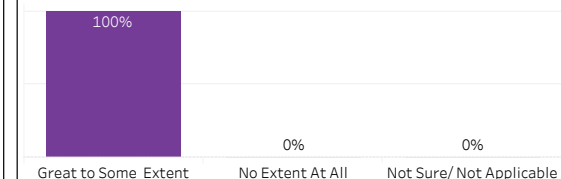


Relevance of Program to the Field of Employment

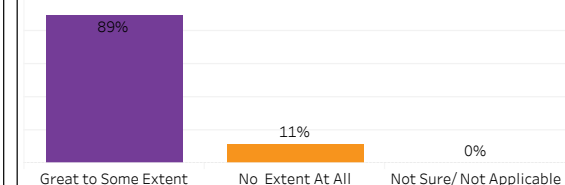


Program Benefits

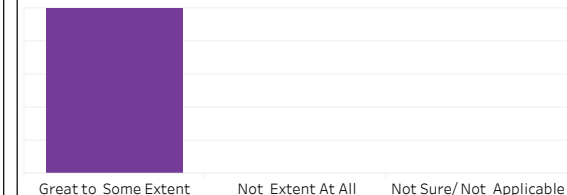
Skills and knowledge relevant in the workplace



Improved earning potential



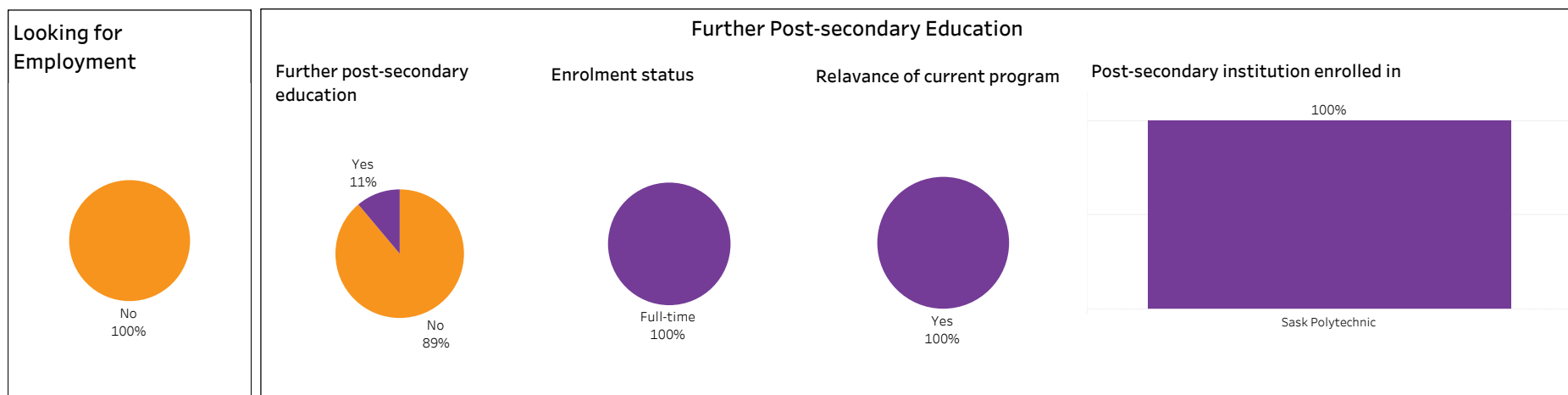
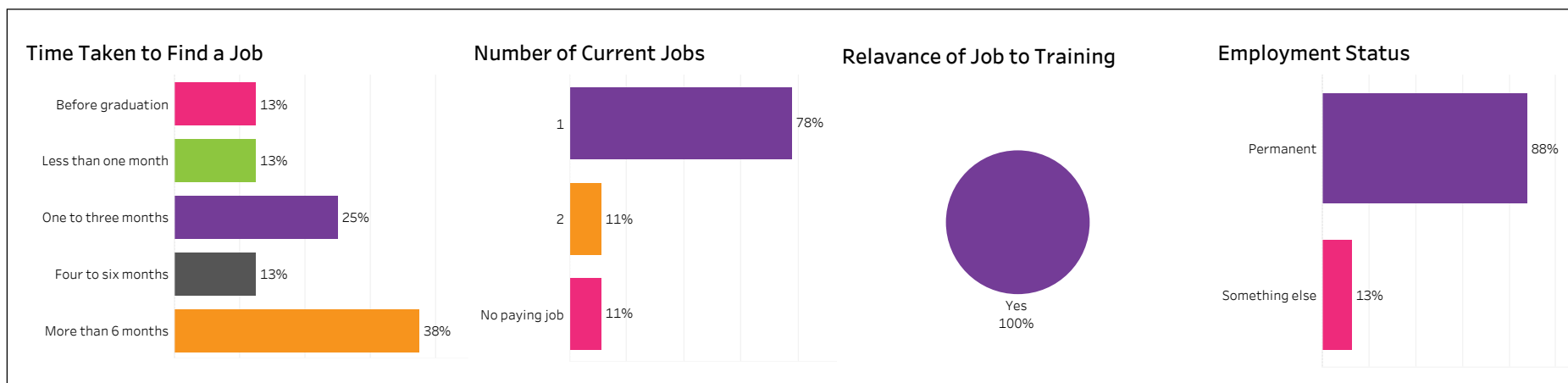
Improved employment opportunities



2016-17 Graduate Follow-up Survey: Survey Summary (2/2)

Saskatoon, Transportation, Commercial Pilot, DIP, Base

Number of Respondents: 9





2016-17 Graduate Follow-up Survey: Survey Summary (1/2) Regina, Transportation, Heavy Equipment Operator, APCERT, Con Ed - Brokered

Gender
☒ Female
☒ Gender Unknown
☒ Male

Citizenship
☒ Canadian
☒ Citizenship Unknown
☒ Permanent Resident
☒ Student Visa

Indigenous
☒ Indigenous
☒ Non-Indigenous

Number of Respondents: 17

Overall Employment

Available Workforce	# of Grads Employed	Employment Rate	# of Full-time Grads	Full-time Employment Rate
15	11	73%	11	73%

Training Related Employment

Available Workforce	# of Training Related Grads	Employment Rate	# of Full-time Grads	Full-time Employment Rate
15	9	60%	9	60%

Location of Employment

Saskatoon	Regina	Moose Jaw	Prince Albert	Elsewhere in Sask	Outside Sask
9%	9%	0%	0%	73%	9%

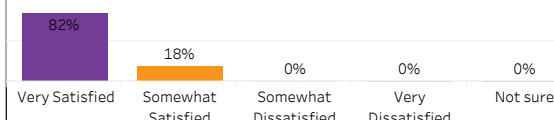
Average Salary



Salary by Location

	Overall	Full-time Training Related
Saskatoon		
Regina	52,000	
Elsewhere in SK	65,640	65,640
Alberta		

Overall Satisfaction with the Program



Satisfaction with Sask Polytech

Satisfied with the decision to attend Saskpolytech	Recommend program to others	Recommend Saskpolytech to others
94%	100%	100%

Satisfaction with Campus Facilities & Services

% Satisfied % Dissatisfied % Not sure

Campus facilities



Campus activities



Instruction delivered



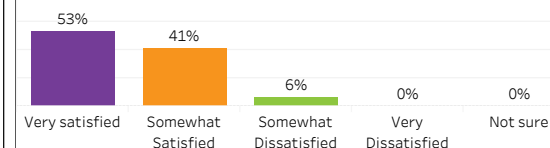
Student support services



Educational experience

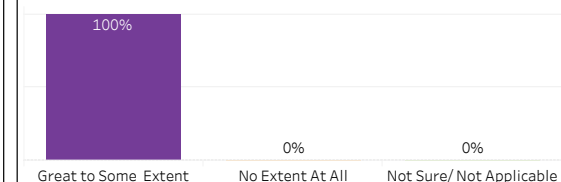


Relevance of Program to the Field of Employment

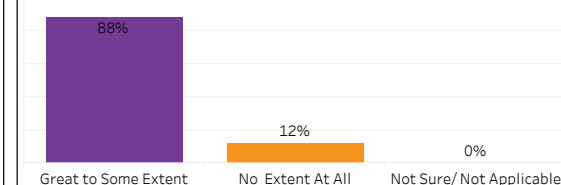


Program Benefits

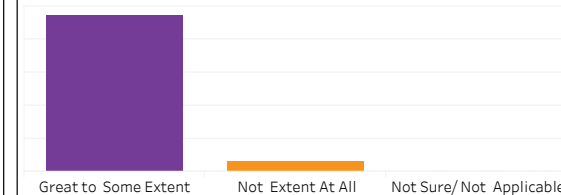
Skills and knowledge relevant in the workplace



Improved earning potential

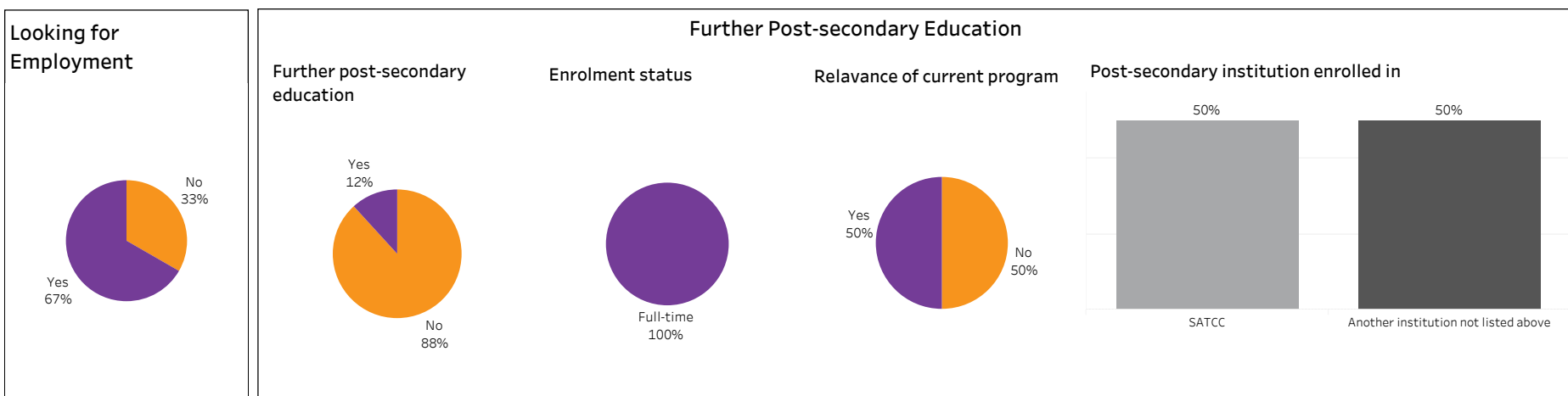
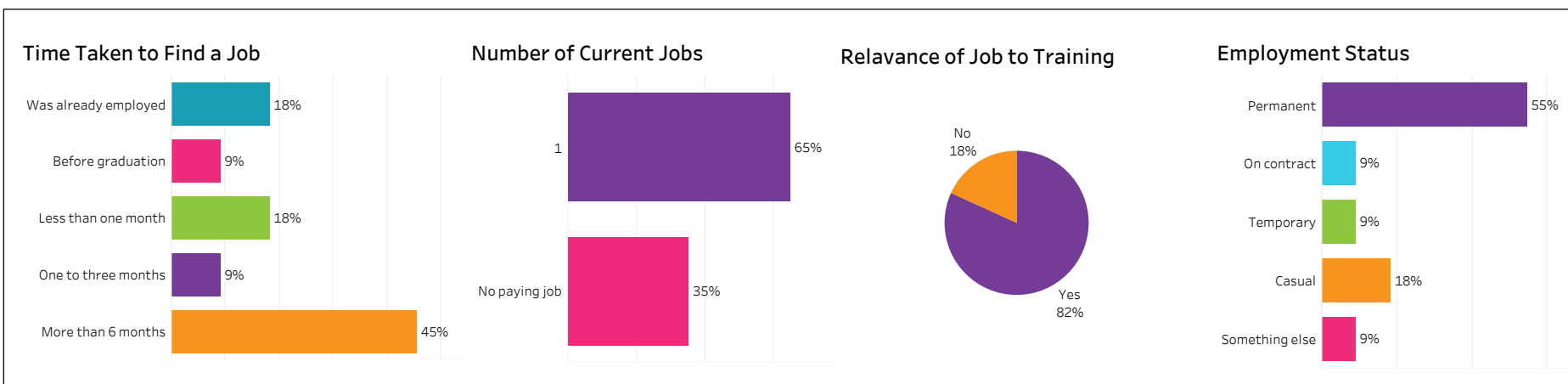


Improved employment opportunities



**2016-17 Graduate Follow-up Survey:
Survey Summary (2/2)**
Regina, Transportation, Heavy Equipment Operator, APCERT,
Con Ed - Brokered

Number of Respondents: 17





2016-17 Graduate Follow-up Survey: Survey Summary (1/2) Saskatoon, Transportation, Heavy Equip/Truck & Transport, APCERT, Con Ed - Brokered

Gender
☒ Female
☒ Gender Unknown
☒ Male

Citizenship
☒ Canadian
☒ Citizenship Unknown
☒ Permanent Resident
☒ Student Visa

Indigenous
☒ Indigenous
☒ Non-Indigenous

Number of Respondents: 10

Overall Employment

Available Workforce	# of Grads Employed	Employment Rate	# of Full-time Grads	Full-time Employment Rate
9	9	100%	8	89%

Training Related Employment

Available Workforce	# of Training Related Grads	Employment Rate	# of Full-time Grads	Full-time Employment Rate
9	5	56%	5	56%

Location of Employment

Saskatoon	Regina	Moose Jaw	Prince Albert	Elsewhere in Sask	Outside Sask
13%	0%	0%	38%	25%	25%

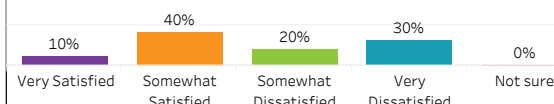
Average Salary

Overall	\$32,789
Full-time Training Related	\$49,450

Salary by Location

	Overall	Full-time Training Related
Saskatoon	25,012	
Prince Albert	18,720	
Elsewhere in SK	39,600	39,600
Manitoba	48,750	48,750
Ontario	60,000	60,000

Overall Satisfaction with the Program



Satisfaction with Sask Polytech

Satisfied with the decision to attend Saskpolytech	Recommend program to others	Recommend Saskpolytech to others
67%	56%	89%

Satisfaction with Campus Facilities & Services

% Satisfied % Dissatisfied % Not sure

Campus facilities



Campus activities



Instruction delivered



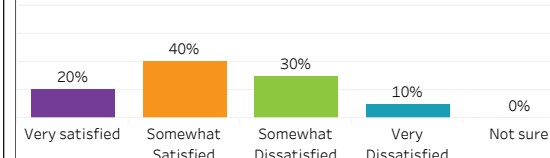
Student support services



Educational experience

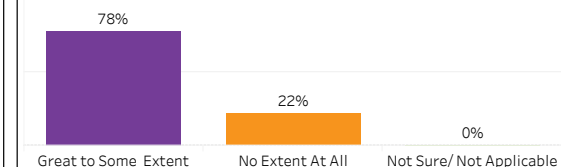


Relevance of Program to the Field of Employment

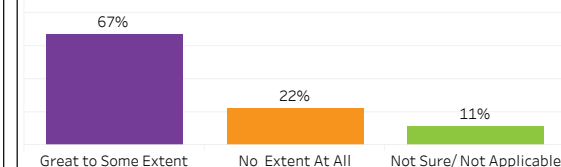


Program Benefits

Skills and knowledge relevant in the workplace



Improved earning potential

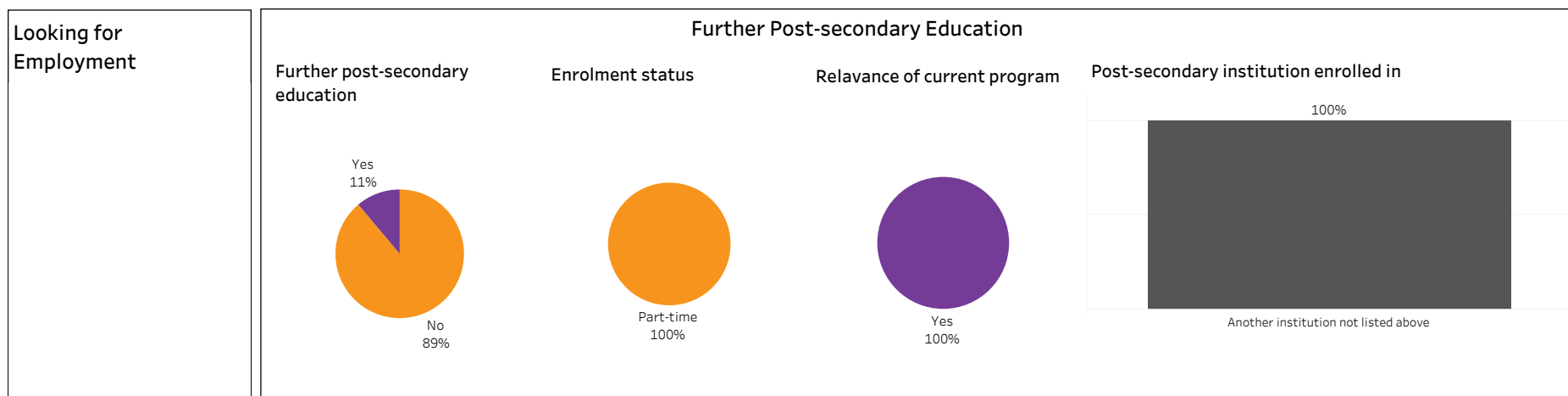
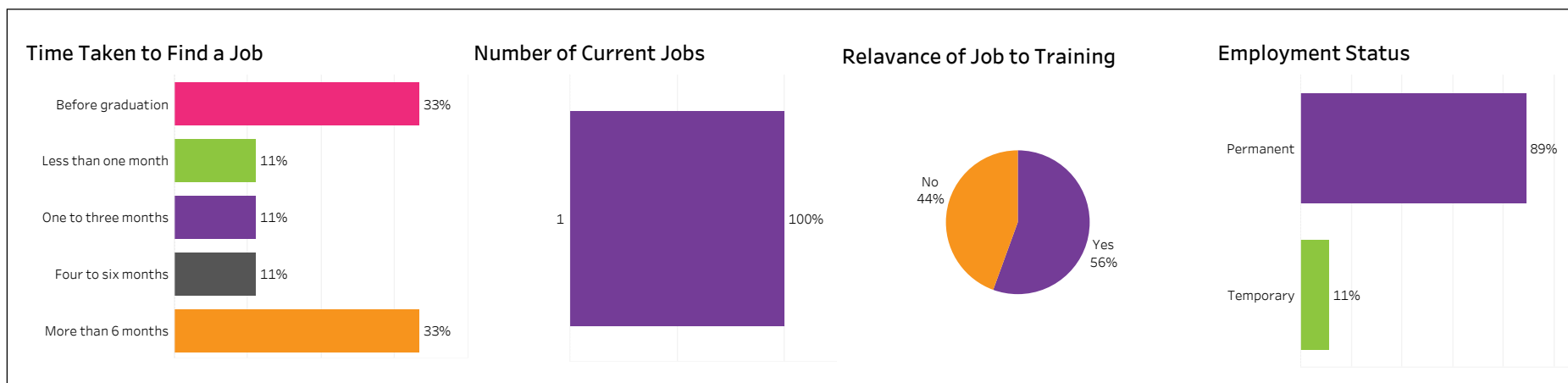


Improved employment opportunities



**2016-17 Graduate Follow-up Survey:
Survey Summary (2/2)**
Saskatoon, Transportation, Heavy Equip/Truck & Transport,
APCERT, Con Ed - Brokered

Number of Respondents: **10**





2016-17 Graduate Follow-up Survey: Survey Summary (1/2) Saskatoon, Transportation, Heavy Equip/Truck & Transport, CERT, Base

Gender
☒ Female
☒ Gender Unknown
☒ Male

Citizenship
☒ Canadian
☒ Citizenship Unknown
☒ Permanent Resident
☒ Student Visa

Indigenous
☒ Indigenous
☒ Non-Indigenous

Number of Respondents: 26

Overall Employment

Available Workforce	# of Grads Employed	Employment Rate	# of Full-time Grads	Full-time Employment Rate
26	24	92%	23	88%

Training Related Employment

Available Workforce	# of Training Related Grads	Employment Rate	# of Full-time Grads	Full-time Employment Rate
26	22	85%	21	81%

Location of Employment

Saskatoon	Regina	Moose Jaw	Prince Albert	Elsewhere in Sask	Outside Sask
54%	4%	0%	8%	25%	8%

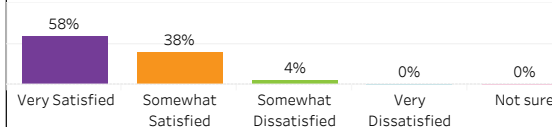
Average Salary



Salary by Location

	Overall	Full-time Training Related
Saskatoon	44,931	46,256
Regina	37,440	37,440
Prince Albert	36,400	36,400
Elsewhere in SK	39,873	47,020
British Columbia	67,600	67,600
Ontario	52,000	52,000

Overall Satisfaction with the Program



Satisfaction with Sask Polytech

Satisfied with the decision to attend Saskpolytech	Recommend program to others	Recommend Saskpolytech to others
88%	88%	96%

Satisfaction with Campus Facilities & Services

% Satisfied % Dissatisfied % Not sure


Campus facilities



Campus activities




Instruction delivered



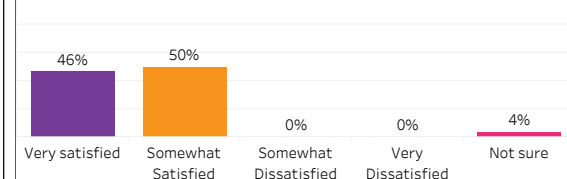
Student support services



Educational experience

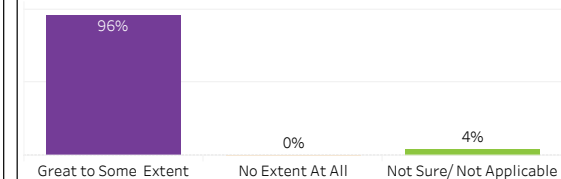


Relevance of Program to the Field of Employment

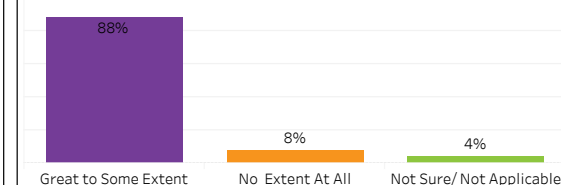


Program Benefits

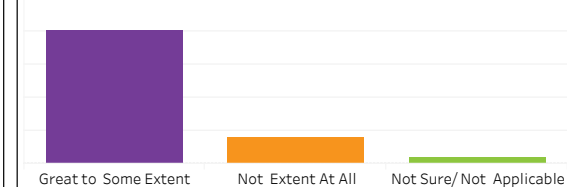
Skills and knowledge relevant in the workplace



Improved earning potential



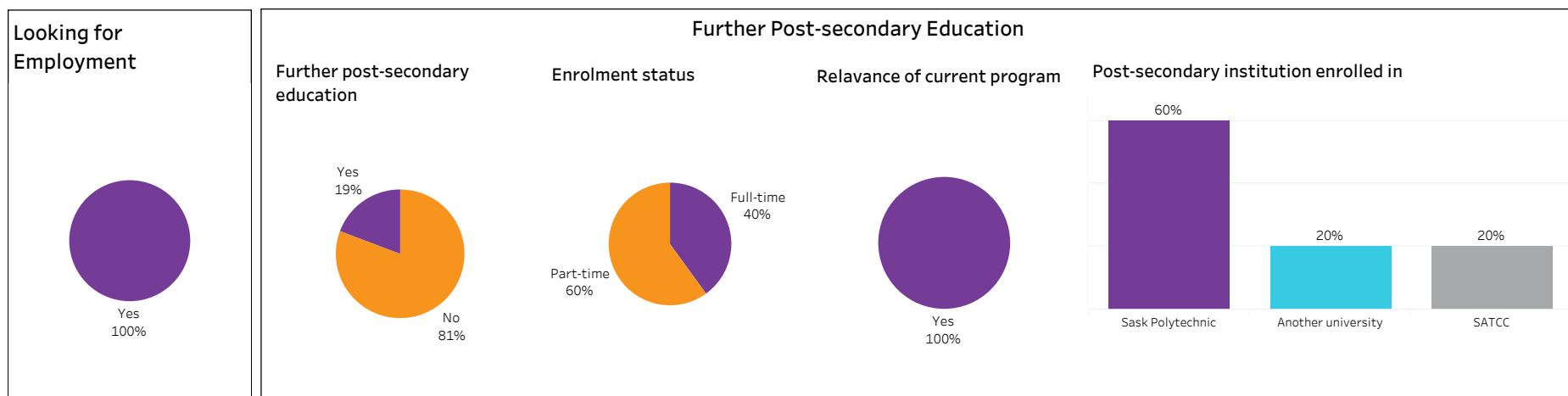
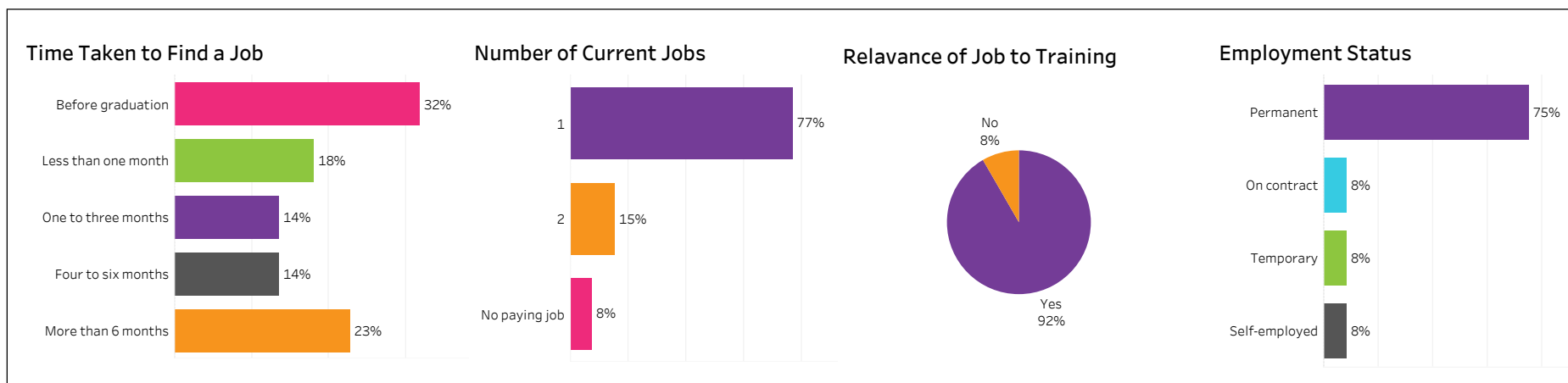
Improved employment opportunities



2016-17 Graduate Follow-up Survey: Survey Summary (2/2)

Saskatoon, Transportation, Heavy Equip/Truck & Transport,
CERT, Base

Number of Respondents: 26





2016-17 Graduate Follow-up Survey: Survey Summary (1/2) Saskatoon, Transportation, Heavy Equip/Truck & Transport, CERT, Con Ed - Brokered

Gender
☒ Female
☒ Gender Unknown
☒ Male

Citizenship
☒ Canadian
☒ Citizenship Unknown
☒ Permanent Resident
☒ Student Visa

Indigenous
☒ Indigenous
☒ Non-Indigenous

Number of Respondents: 10

Overall Employment

Available Workforce	# of Grads Employed	Employment Rate	# of Full-time Grads	Full-time Employment Rate
10	10	100%	9	90%

Training Related Employment

Available Workforce	# of Training Related Grads	Employment Rate	# of Full-time Grads	Full-time Employment Rate
10	8	80%	8	80%

Location of Employment

Saskatoon	Regina	Moose Jaw	Prince Albert	Elsewhere in Sask	Outside Sask
10%	20%	0%	0%	70%	0%

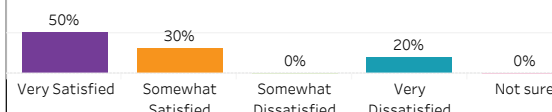
Average Salary

Overall	\$43,651
Full-time Training Related	\$49,214

Salary by Location

	Overall	Full-time Training Related
Saskatoon	17,160	
Regina	44,200	44,200
Elsewhere in SK	47,883	51,220

Overall Satisfaction with the Program



Satisfaction with Sask Polytech

Satisfied with the decision to attend Saskpolytech	Recommend program to others	Recommend Saskpolytech to others
70%	70%	90%

Satisfaction with Campus Facilities & Services

% Satisfied % Dissatisfied % Not sure

Campus facilities



Campus activities



Instruction delivered



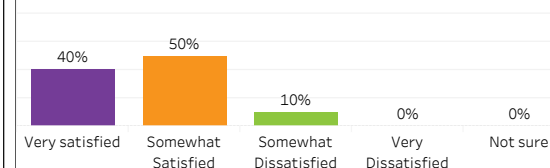
Student support services



Educational experience

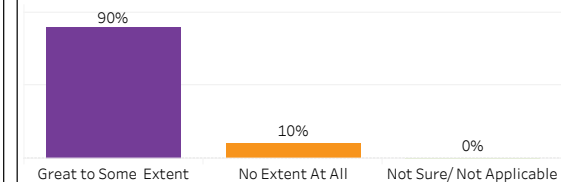


Relevance of Program to the Field of Employment

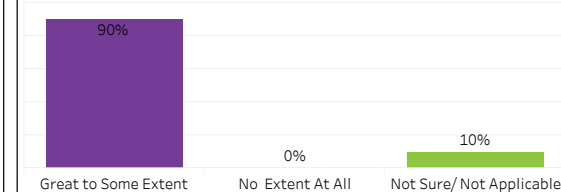


Program Benefits

Skills and knowledge relevant in the workplace



Improved earning potential




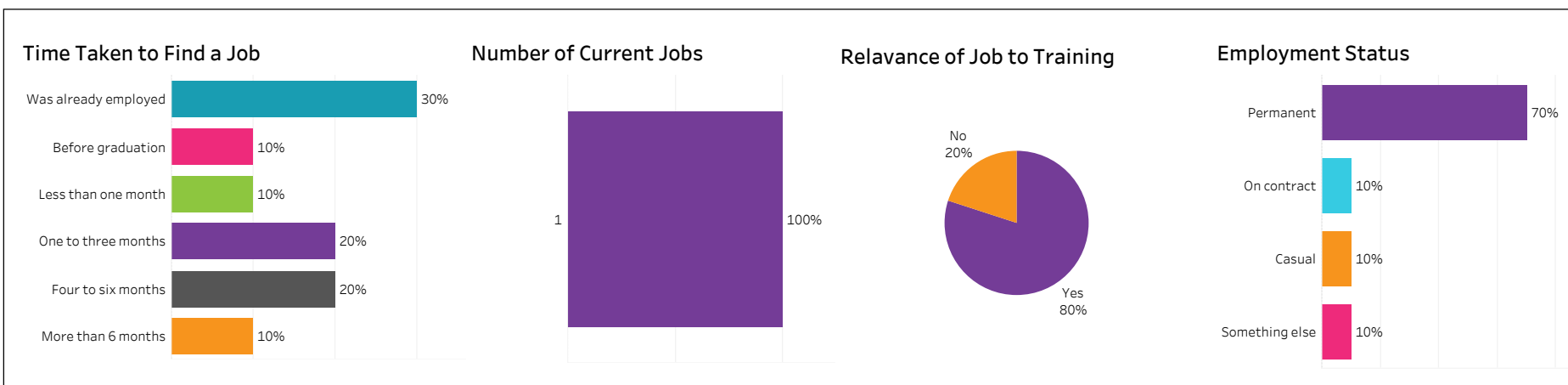
Improved employment opportunities





2016-17 Graduate Follow-up Survey: Survey Summary (2/2) Saskatoon, Transportation, Heavy Equip/Truck & Transport, CERT, Con Ed - Brokered

Number of Respondents: 10





2016-17 Graduate Follow-up Survey: Survey Summary (1/2) Saskatoon, Transportation, Multi-Mechanical Trades, CERT, Con Ed - Brokered

Gender
☒ Female
☒ Gender Unknown
☒ Male

Citizenship
☒ Canadian
☒ Citizenship Unknown
☒ Permanent Resident
☒ Student Visa

Indigenous
☒ Indigenous
☒ Non-Indigenous

Number of Respondents: 6

Overall Employment

Available Workforce	# of Grads Employed	Employment Rate	# of Full-time Grads	Full-time Employment Rate
5	4	80%	4	80%

Training Related Employment

Available Workforce	# of Training Related Grads	Employment Rate	# of Full-time Grads	Full-time Employment Rate
5	3	60%	3	60%

Location of Employment

Saskatoon	Regina	Moose Jaw	Prince Albert	Elsewhere in Sask	Outside Sask
0%	0%	0%	0%	100%	0%

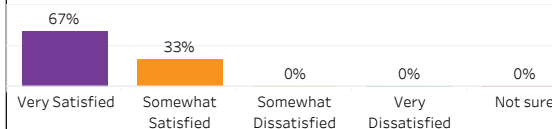
Average Salary

Overall	\$55,543
Full-time Training Related	\$55,543

Salary by Location

	Overall	Full-time Training Related
Elsewhere in SK	55,543	55,543

Overall Satisfaction with the Program



Satisfaction with Sask Polytech

Satisfied with the decision to attend Saskpolytech	Recommend program to others	Recommend Saskpolytech to others
100%	100%	100%

Satisfaction with Campus Facilities & Services

% Satisfied % Dissatisfied % Not sure

Campus facilities



Campus activities



Instruction delivered



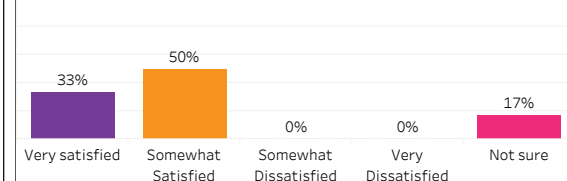
Student support services



Educational experience

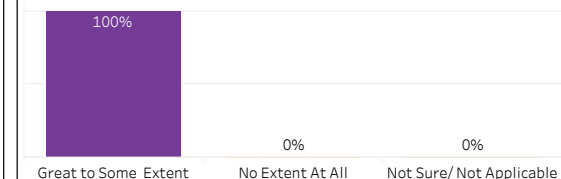


Relevance of Program to the Field of Employment

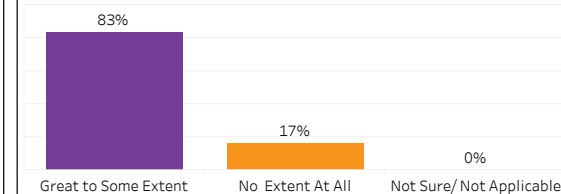


Program Benefits

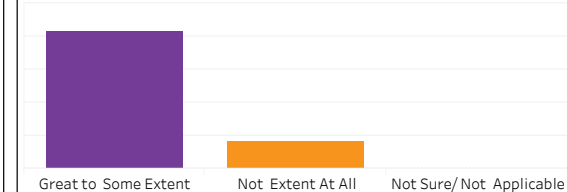
Skills and knowledge relevant in the workplace



Improved earning potential



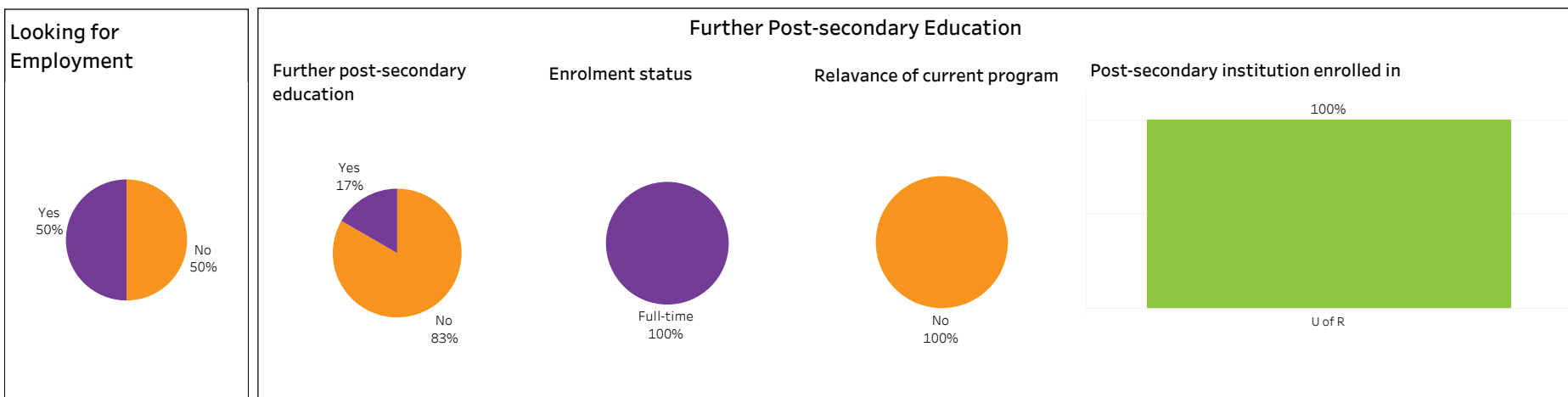
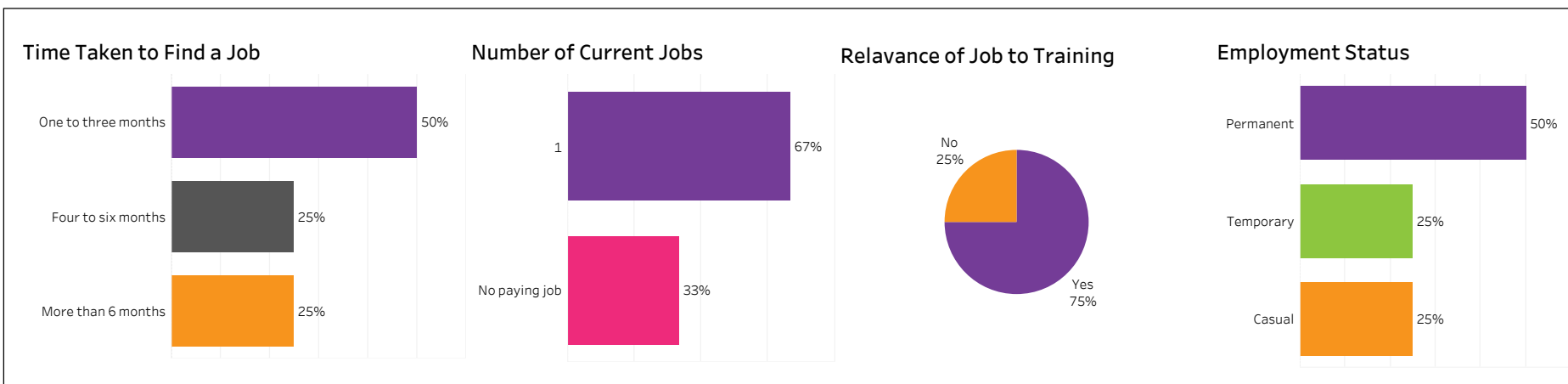
Improved employment opportunities





2016-17 Graduate Follow-up Survey: Survey Summary (2/2) Saskatoon, Transportation, Multi-Mechanical Trades, CERT, Con Ed - Brokered

Number of Respondents: 6



Institutional Research and Analysis (IR & A)



2016-17 Graduate Follow-up Survey: Survey Summary (1/2) Saskatoon, Transportation, Parts Management Technician, CERT, Base

Gender
☒ Female
☒ Gender Unknown
☒ Male

Citizenship
☒ Canadian
☒ Citizenship Unknown
☒ Permanent Resident
☒ Student Visa

Indigenous
☒ Indigenous
☒ Non-Indigenous

Number of Respondents: **14**

Overall Employment

Available Workforce	# of Grads Employed	Employment Rate	# of Full-time Grads	Full-time Employment Rate
14	10	71%	9	64%

Training Related Employment

Available Workforce	# of Training Related Grads	Employment Rate	# of Full-time Grads	Full-time Employment Rate
14	6	43%	6	43%

Location of Employment

Saskatoon	Regina	Moose Jaw	Prince Albert	Elsewhere in Sask	Outside Sask
89%	0%	0%	0%	0%	11%

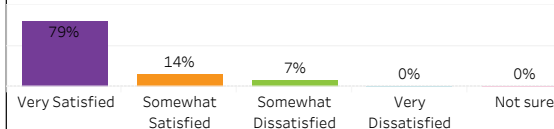
Average Salary

Overall	\$33,036
Full-time Training Related	\$38,870

Salary by Location

	Overall	Full-time Training Related
Saskatoon	32,452	39,306
British Columbia	37,128	37,128

Overall Satisfaction with the Program



Satisfaction with Sask Polytech

Satisfied with the decision to attend Saskpolytech	Recommend program to others	Recommend Saskpolytech to others
93%	93%	93%

Satisfaction with Campus Facilities & Services

% Satisfied % Dissatisfied % Not sure

Campus facilities



Campus activities



Instruction delivered



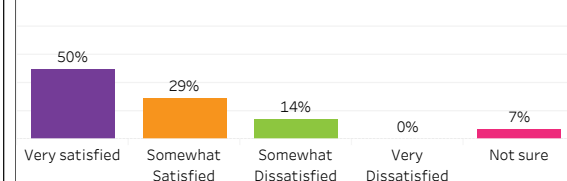
Student support services



Educational experience

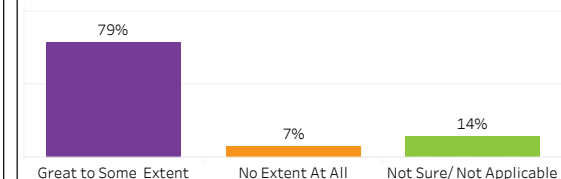


Relevance of Program to the Field of Employment

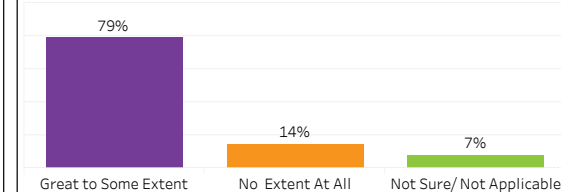


Program Benefits

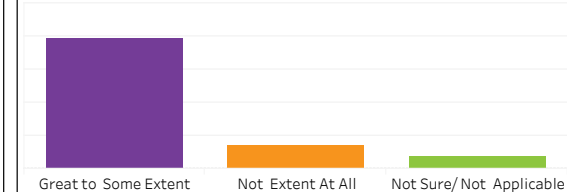
Skills and knowledge relevant in the workplace



Improved earning potential




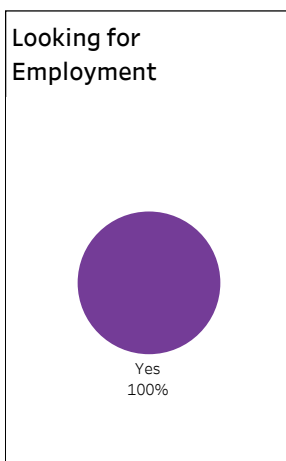
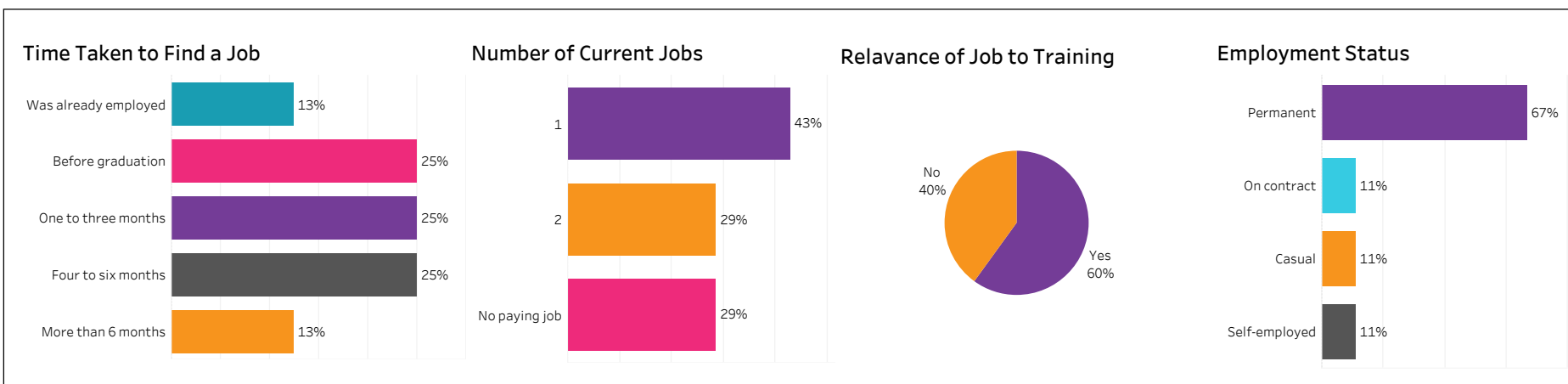
Improved employment opportunities





2016-17 Graduate Follow-up Survey: Survey Summary (2/2) Saskatoon, Transportation, Parts Management Technician, CERT, Base

Number of Respondents: 14





2016-17 Graduate Follow-up Survey: Survey Summary (1/2) Regina, Transportation, Power Sports Equip. Technician, CERT, Base

Gender
☒ Female
☒ Gender Unknown
☒ Male

Citizenship
☒ Canadian
☒ Citizenship Unknown
☒ Permanent Resident
☒ Student Visa

Indigenous
☒ Indigenous
☒ Non-Indigenous

Number of Respondents: **12**

Overall Employment

Available Workforce	# of Grads Employed	Employment Rate	# of Full-time Grads	Full-time Employment Rate
10	10	100%	9	90%

Training Related Employment

Available Workforce	# of Training Related Grads	Employment Rate	# of Full-time Grads	Full-time Employment Rate
10	7	70%	6	60%

Location of Employment

Saskatoon	Regina	Moose Jaw	Prince Albert	Elsewhere in Sask	Outside Sask
10%	10%	0%	10%	70%	0%

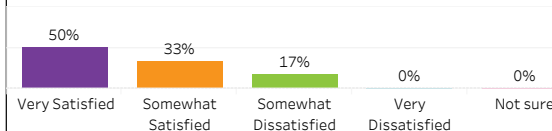
Average Salary

Overall	\$40,012
Full-time Training Related	\$40,175

Salary by Location

	Overall	Full-time Training Related
Saskatoon	29,120	
Regina	54,080	54,080
Prince Albert	34,560	34,560
Elsewhere in SK	40,466	38,103

Overall Satisfaction with the Program



Satisfaction with Sask Polytech

Satisfied with the decision to attend Saskpolytech	Recommend program to others	Recommend Saskpolytech to others
100%	92%	100%

Satisfaction with Campus Facilities & Services

% Satisfied % Dissatisfied % Not sure

Campus facilities



Campus activities



Instruction delivered



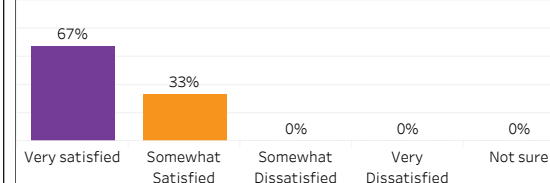
Student support services



Educational experience

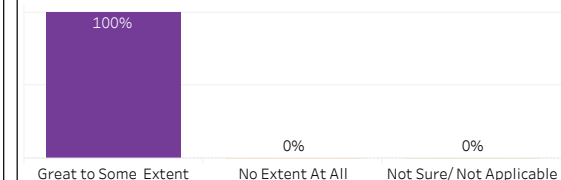


Relevance of Program to the Field of Employment

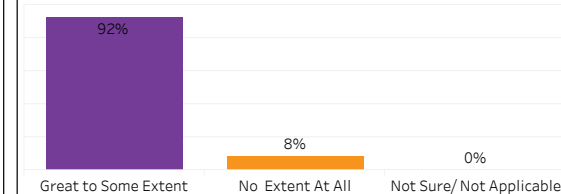


Program Benefits

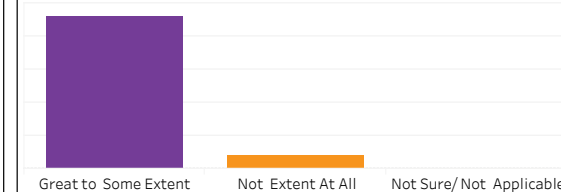
Skills and knowledge relevant in the workplace



Improved earning potential



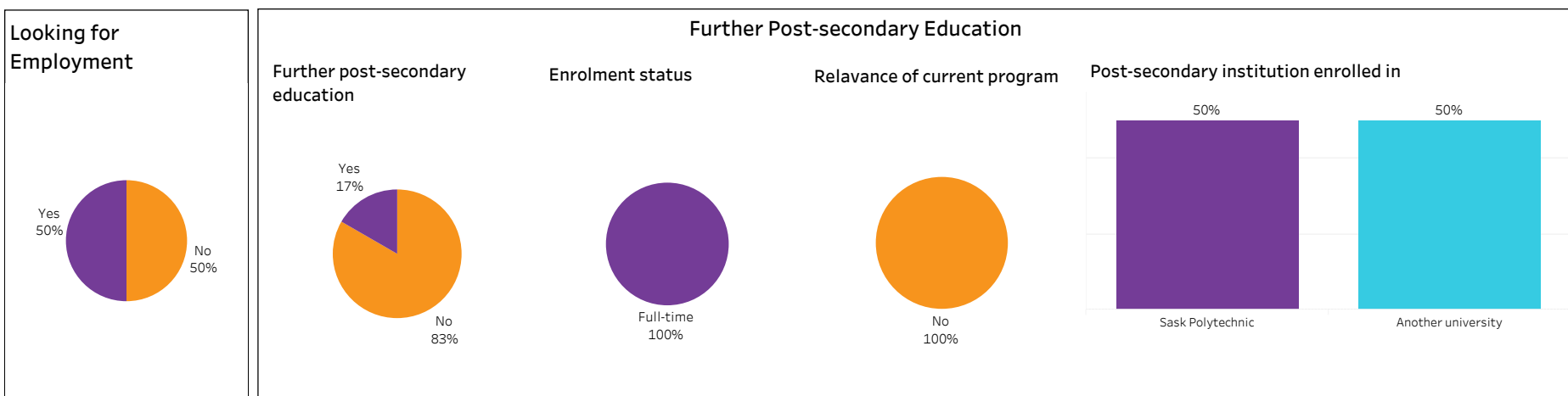
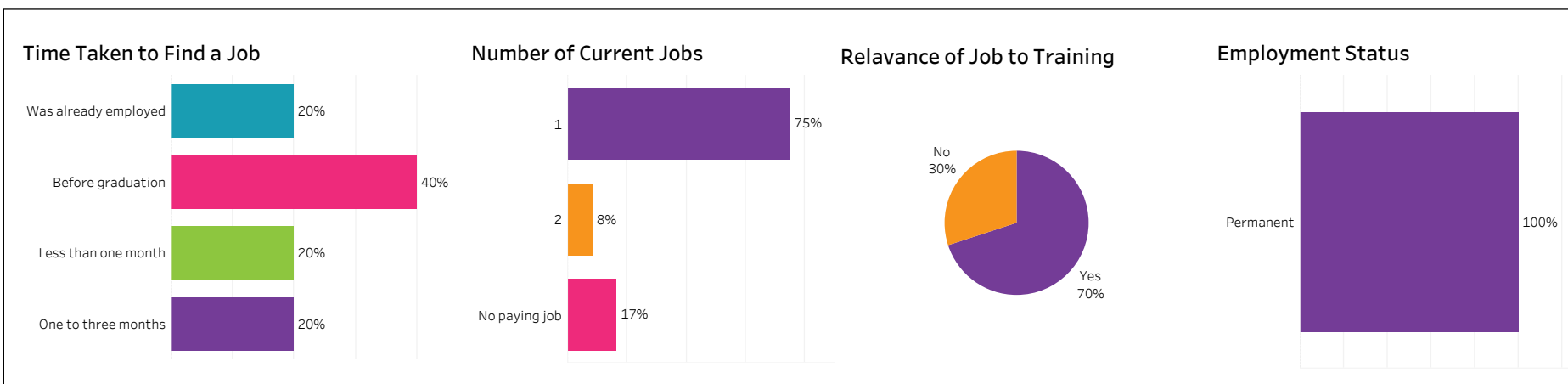
Improved employment opportunities



2016-17 Graduate Follow-up Survey: Survey Summary (2/2)

Regina, Transportation, Power Sports Equip. Technician, CERT, Base

Number of Respondents: **12**





2016-17 Graduate Follow-up Survey: Survey Summary (1/2) Saskatoon, Transportation, Tri-Trades HE/TT/AST, APCERT, Con Ed - Brokered

Gender
☒ Female
☒ Gender Unknown
☒ Male

Citizenship
☒ Canadian
☒ Citizenship Unknown
☒ Permanent Resident
☒ Student Visa

Indigenous
☒ Indigenous
☒ Non-Indigenous

Number of Respondents: **4**

Overall Employment

Available Workforce	# of Grads Employed	Employment Rate	# of Full-time Grads	Full-time Employment Rate
4	3	75%	3	75%

Training Related Employment

Available Workforce	# of Training Related Grads	Employment Rate	# of Full-time Grads	Full-time Employment Rate
4	0	0%		

Location of Employment

Saskatoon	Regina	Moose Jaw	Prince Albert	Elsewhere in Sask	Outside Sask
0%	0%	0%	0%	67%	33%

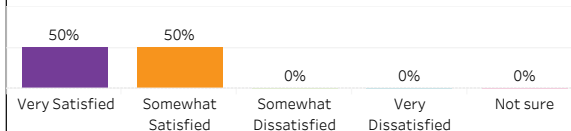
Average Salary

	Overall	Full-time Training Related
	\$32,280	

Salary by Location

	Overall	Full-time Training Related
Elsewhere in SK	32,280	
Alberta		

Overall Satisfaction with the Program



Satisfaction with Sask Polytech

Satisfied with the decision to attend Saskpolytech	Recommend program to others	Recommend Saskpolytech to others
100%	100%	100%

Satisfaction with Campus Facilities & Services

% Satisfied % Dissatisfied % Not sure

Campus facilities



Campus activities



Instruction delivered



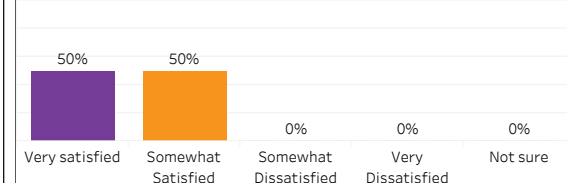
Student support services



Educational experience

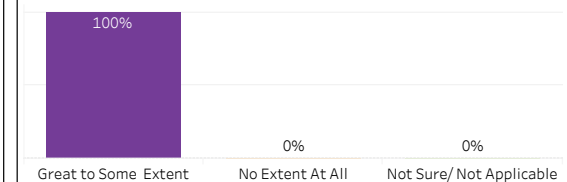


Relevance of Program to the Field of Employment

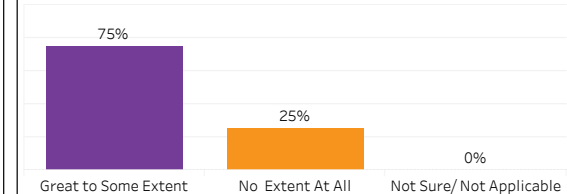


Program Benefits

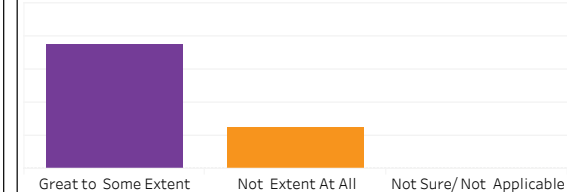
Skills and knowledge relevant in the workplace



Improved earning potential




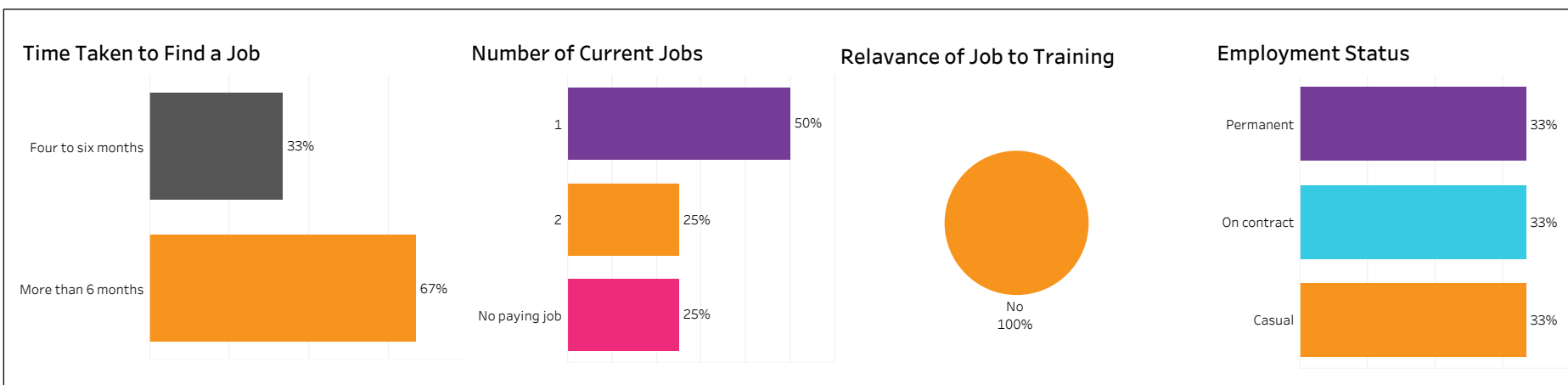
Improved employment opportunities





2016-17 Graduate Follow-up Survey: Survey Summary (2/2) Saskatoon, Transportation, Tri-Trades HE/TT/AST, APCERT, Con Ed - Brokered

Number of Respondents: 4





2016-17 Graduate Follow-up Survey: Survey Summary (1/2) Saskatoon, Transportation, Warehouse Worker, APCERT, Con Ed - Sask Poly Delivered

Gender
☒ Female
☒ Gender Unknown
☒ Male

Citizenship
☒ Canadian
☒ Citizenship Unknown
☒ Permanent Resident
☒ Student Visa

Indigenous
☒ Indigenous
☒ Non-Indigenous

Number of Respondents: 5

Overall Employment

Available Workforce	# of Grads Employed	Employment Rate	# of Full-time Grads	Full-time Employment Rate
5	3	60%	2	40%

Training Related Employment

Available Workforce	# of Training Related Grads	Employment Rate	# of Full-time Grads	Full-time Employment Rate
5	1	20%	1	20%

Location of Employment

Saskatoon	Regina	Moose Jaw	Prince Albert	Elsewhere in Sask	Outside Sask
50%	0%	0%	0%	0%	50%

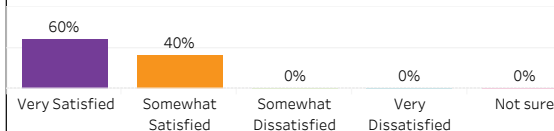
Average Salary

	Overall	Full-time Training Related
	\$35,360	

Salary by Location

	Overall	Full-time Training Related
Saskatoon	35,360	
British Columbia		

Overall Satisfaction with the Program



Satisfaction with Sask Polytech

Satisfied with the decision to attend Saskpolytech	Recommend program to others	Recommend Saskpolytech to others
100%	100%	100%

Satisfaction with Campus Facilities & Services

% Satisfied % Dissatisfied % Not sure

Campus facilities



Campus activities



Instruction delivered



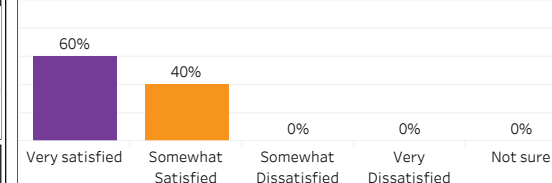
Student support services



Educational experience

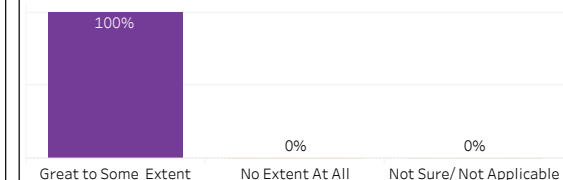


Relevance of Program to the Field of Employment

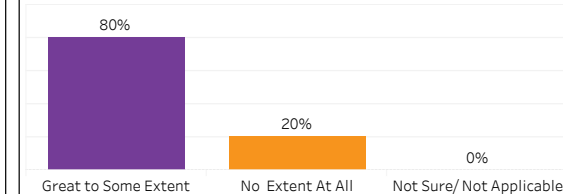


Program Benefits

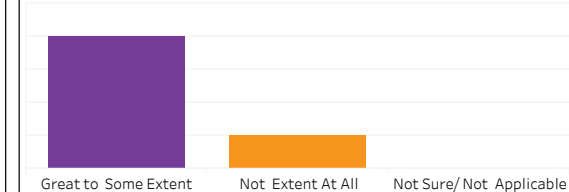
Skills and knowledge relevant in the workplace



Improved earning potential




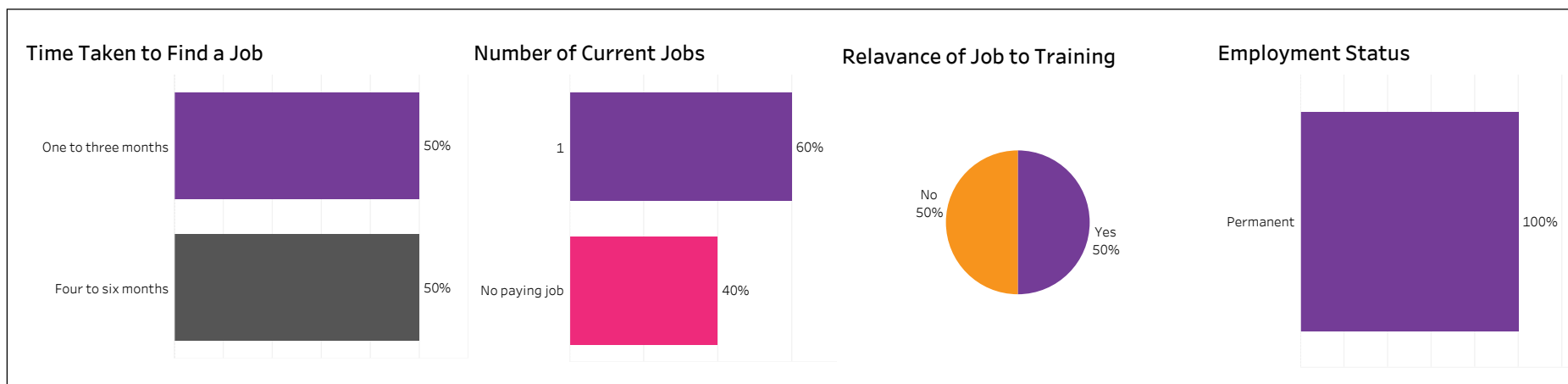
Improved employment opportunities





2016-17 Graduate Follow-up Survey: Survey Summary (2/2) Saskatoon, Transportation, Warehouse Worker, APCERT, Con Ed - Sask Poly Delivered

Number of Respondents: 5



Institutional Research and Analysis (IR & A)