

**Census Student Statistics for Academic Year 2011-12  
Annual Report Addendum**

SIAS Overall: 2011-12 AY Census									
Program Enrolment				Course Registrations		Full Load Equivalent <sup>4</sup>			
Training Level	Full-Time	Part-Time	Total Headcount	Training Level	Total Course Regs		Programs FLE	Courses FLE	Total FLE
<b>Programs:</b>				<b>Credit:</b>		<b>Credit:</b>			
Basic Education	2,511	876	3,387	Basic Education	3,179	Basic Education	1,871	323	2,194
Apprenticeship	5,089	87	5,176	Apprenticeship	190	Apprenticeship	1,831	6	1,837
Cert/Dip/Degree Base <sup>1</sup>	5,213	519	5,732	Cert/Dip/Degree Base	1,864	Cert/Dip/Degree Base <sup>5</sup>	5,953	268	6,221
Cert/Dip/Degree Con Ed <sup>2</sup>	1,314	776	2,090	Cert/Dip/Degree Con Ed	14,950	Cert/Dip/Degree Con Ed	1,593	934	2,527
				<i>Subtotal Credit Activity</i>	20,183	<i>Subtotal Credit Activity</i>	11,248	1,531	12,779
				<b>Non-Credit:</b>	7,959	<b>Non-Credit:</b>	n/a	339	339
<b>All Levels</b>	<b>14,127 <sup>6</sup></b>	<b>2,258</b>	<b>16,385</b>	<b>All Levels</b>	<b>28,142</b>	<b>All Levels</b>	<b>11,248</b>	<b>1,870</b>	<b>13,118</b>
Distinct Students <sup>3</sup> Enrolled in Programs			15,816	Distinct Students Registered in Courses	14,410	Distinct Students in All Training (Programs and Courses)			26,331

**Notes:**

1. The term 'Base' represents SIAS's certificate/diploma/degree programs that are administered by program heads and are delivered on a regular basis, usually at a SIAS campus. The term 'certificate' includes SIAS's applied and advanced certificate programs. Degree programs include the Bachelor of Science in Nursing program.

2. The term 'Con Ed' represents the continuing education delivery of SIAS's certificate/diploma/degree programs. Included in this number are 1,184 headcount program enrolments at regional colleges and Dumont Technical Institute that broker SIAS programs. Overall, there were 1,521 distinct students registered in SIAS brokered programs or courses for an overall brokered FLE of 1,224.

3. Given a student can be enrolled in more than one level of training in an academic year, the number of distinct students enrolled in programs overall will not equal the sum of the totals for each training level.

4. Effective in 2010-11, SIAS implemented a new Full Load Equivalent (FLE) model. The new FLE formula will calculate a student's 'full-load' activity based on the total number of credits/hours they attend, relative to the number of credits/hours that would normally be assigned a full-time learner over the academic year. FLE will be calculated based on a standard divisor of 45 credit units for post-secondary training and 700 hours for secondary training (Basic Education). A student may be more than one FLE if their total credit unit or hour activity is greater than 45 credit units (post-secondary) or 700 hours (secondary).

5. Student records for the Saskatchewan Collaborative Bachelor of Science in Nursing program are managed by the University of Regina. In discussion with the University, a FLE number has been estimated for the training delivered by SIAS. It is entered under the 'Cert/Dip/Degree Base Program FLE' and 'Total FLE' columns. A break down of the FLE by the Kelsey and Wascana locations was not available. As such, FLE has been assigned to each campus based on the same proportion as headcount enrolment (57% enrolment at Wascana, 43% at Kelsey).

6. The 347 year one BSCN students have been included in the full-time attendance category for program headcount enrolment; however, the actual attendance status of these students is not known, as the University of Regina manages the enrolment records.

Source: SIAS Operational Data Store, 2011-12 AY Census Extract

SIAST Kelsey Campus: 2011-12 AY Census									
Program Enrolment				Course Registrations		Full Load Equivalent <sup>4</sup>			
Training Level	Full-Time	Part-Time	Total Headcount	Training Level	Total Course Regs		Programs FLE	Courses FLE	Total FLE
<b>Programs:</b>				<b>Credit:</b>		<b>Credit:</b>			
Basic Education	1,164	676	1,840	Basic Education	1,751	Basic Education	950	148	1,098
Apprenticeship	2,492	10	2,502	Apprenticeship	166	Apprenticeship	883	5	889
Cert/Dip/Degree Base <sup>1</sup>	1,834	171	2,005	Cert/Dip/Degree Base	714	Cert/Dip/Degree Base <sup>5</sup>	2,155	41	2,196
Cert/Dip/Degree Con Ed <sup>2</sup>	333	442	775	Cert/Dip/Degree Con Ed	5,097	Cert/Dip/Degree Con Ed	495	322	817
				<i>Subtotal Credit Activity</i>	<i>7,728</i>	<i>Subtotal Credit Activity</i>	<i>4,483</i>	<i>517</i>	<i>5,000</i>
				<b>Non-Credit:</b>	2,530	<b>Non-Credit:</b>	n/a	92	92
<b>All Levels</b>	<b>5,823 <sup>6</sup></b>	<b>1,299</b>	<b>7,122</b>	<b>All Levels</b>	<b>10,258</b>	<b>All Levels</b>	<b>4,483</b>	<b>609</b>	<b>5,092</b>
Distinct Students <sup>3</sup> Enrolled in Programs			6,878	Distinct Students Registered in Courses		5,238	Distinct Students in All Training (Programs and Courses)		10,531

Note: SIAST Kelsey full-time attendance includes 149 BSCN students; the actual attendance status of these students is not known, as the University of Regina manages the enrolment records.

SIAST Palliser Campus: 2011-12 AY Census									
Program Enrolment				Course Registrations		Full Load Equivalent <sup>4</sup>			
Training Level	Full-Time	Part-Time	Total Headcount	Training Level	Total Course Regs		Programs FLE	Courses FLE	Total FLE
<b>Programs:</b>				<b>Credit:</b>		<b>Credit:</b>			
Basic Education	233	12	245	Basic Education	130	Basic Education	146	13	159
Apprenticeship	1,560	77	1,637	Apprenticeship	15	Apprenticeship	591	0	591
Cert/Dip/Degree Base <sup>1</sup>	1,395	41	1,436	Cert/Dip/Degree Base	530	Cert/Dip/Degree Base	1,748	193	1,941
Cert/Dip/Degree Con Ed <sup>2</sup>	235	26	261	Cert/Dip/Degree Con Ed	2,357	Cert/Dip/Degree Con Ed	220	196	416
				<i>Subtotal Credit Activity</i>	<i>3,032</i>	<i>Subtotal Credit Activity</i>	<i>2,705</i>	<i>402</i>	<i>3,107</i>
				<b>Non-Credit:</b>	867	<b>Non-Credit:</b>	n/a	26	26
<b>All Levels</b>	<b>3,423</b>	<b>156</b>	<b>3,579</b>	<b>All Levels</b>	<b>3,899</b>	<b>All Levels</b>	<b>2,705</b>	<b>428</b>	<b>3,133</b>
Distinct Students <sup>3</sup> Enrolled in Programs			3,448	Distinct Students Registered in Courses		1,982	Distinct Students in All Training (Programs and Courses)		4,745

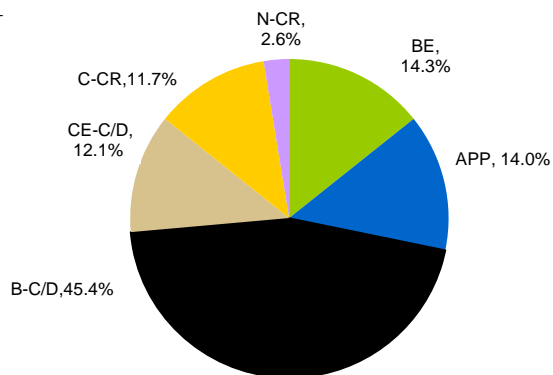
SIAST Wascana Campus: 2011-12 AY Census									
Program Enrolment				Course Registrations		Full Load Equivalent <sup>4</sup>			
Training Level	Full-Time	Part-Time	Total Headcount	Training Level	Total Course Regs		Programs FLE	Courses FLE	Total FLE
<b>Programs:</b>				<b>Credit:</b>					
Basic Education	678	179	857	Basic Education	959	Basic Education	506	101	606
Apprenticeship	82	0	82	Apprenticeship	2	Apprenticeship	27	0	27
Cert/Dip/Degree Base <sup>1</sup>	1,416	164	1,580	Cert/Dip/Degree Base	129	Cert/Dip/Degree Base <sup>5</sup>	1,325	8	1,333
Cert/Dip/Degree Con Ed <sup>2</sup>	310	231	541	Cert/Dip/Degree Con Ed	5,241	Cert/Dip/Degree Con Ed	372	308	681
				<i>Subtotal Credit Activity</i>	6,331	<i>Subtotal Credit Activity</i>	2,229	417	2,647
				<b>Non-Credit:</b>	3,420	<b>Non-Credit:</b>	n/a	173	173
<b>All Levels</b>	<b>2,486</b> <sup>6</sup>	<b>574</b>	<b>3,060</b>	<b>All Levels</b>	<b>9,751</b>	<b>All Levels</b>	<b>2,229</b>	<b>590</b>	<b>2,820</b>
Distinct Students <sup>3</sup> Enrolled in Programs			2,986	Distinct Students Registered in Courses		6,142	Distinct Students in All Training (Programs and Courses)		8,347

Note: SIAST Wacana full-time attendance includes 198 BSCN students; the actual attendance status of these students is not known, as the University of Regina manages the enrolment records.

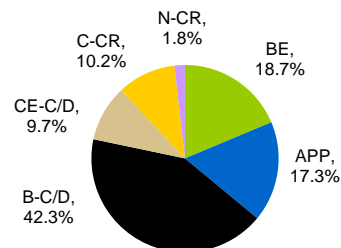
SIAST Woodland Campus: 2011-12 AY Census									
Program Enrolment				Course Registrations		Full Load Equivalent <sup>4</sup>			
Training Level	Full-Time	Part-Time	Total Headcount	Training Level	Total Course Regs		Programs FLE	Courses FLE	Total FLE
<b>Programs:</b>				<b>Credit:</b>					
Basic Education	436	9	445	Basic Education	339	Basic Education	270	61	331
Apprenticeship	955	0	955	Apprenticeship	7	Apprenticeship	330	0	330
Cert/Dip/Degree Base <sup>1</sup>	568	143	711	Cert/Dip/Degree Base	491	Cert/Dip/Degree Base	725	25	750
Cert/Dip/Degree Con Ed <sup>2</sup>	436	77	513	Cert/Dip/Degree Con Ed	2,255	Cert/Dip/Degree Con Ed	506	108	613
				<i>Subtotal Credit Activity</i>	3,092	<i>Subtotal Credit Activity</i>	1,830	194	2,024
				<b>Non-Credit:</b>	1,142	<b>Non-Credit:</b>	n/a	49	49
<b>All Levels</b>	<b>2,395</b>	<b>229</b>	<b>2,624</b>	<b>All Levels</b>	<b>4,234</b>	<b>All Levels</b>	<b>1,830</b>	<b>243</b>	<b>2,073</b>
Distinct Students <sup>3</sup> Enrolled in Programs			2,532	Distinct Students Registered in Courses		1,544	Distinct Students in All Training (Programs and Courses)		3,538

- Basic Education (BE)
- Apprenticeship (APP)
- Base Certificate/Diploma/Degree (B-C/D)
- Continuing Education Certificate/Diploma (CE-C/D)
- Credit Course Regs (C-CR)
- Non-credit Course Regs (N-CR)

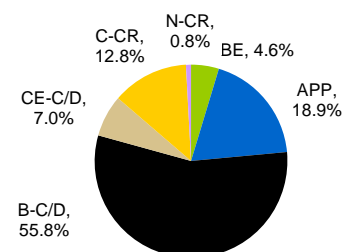
**Enrolment by FLE 2011-12**  
**SIAST FLE Total 13,118**



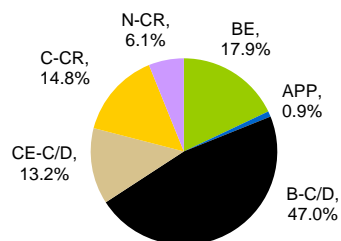
**SIAST Kelsey Campus**  
**FLE Total 5,092**



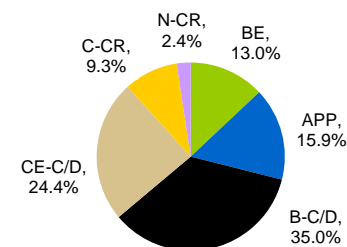
**SIAST Palliser Campus**  
**FLE Total 3,133**



**SIAST Wascana Campus**  
**FLE Total 2,820**



**SIAST Woodland Campus**  
**FLE Total 2,073**



**Correction Notice** : SIAST Overall FLE Total percentages corrected from original publication

**Number of Post-Secondary Programs: 2011-12 AY**

Applied Certificate	45
Certificate	43
Advanced Certificate	12
Diploma	52
Degree	2
Apprenticeship	24
<b>Total</b>	<b>178</b>

**Number of Graduates: 2011-12 AY**

Applied Certificate	632
Certificate	1,826
Advanced Certificate	146
Diploma	1,018
<b>Total</b>	<b>3,622</b>

**SIAST Education Equity Participation 2011-12 (Headcount and % Enrolment)**

Designated Groups of Students	All Programs		Certificate/Diploma/Degree	
	#	%	#	%
Persons of Aboriginal ancestry	2,838	17.3	1,310	16.7
Persons with disabilities	956	5.8	443	5.7
Persons of visible minorities	908	5.5	308	3.9
Female students	7,025	42.9	4,743	60.6

(Basic Education, Apprenticeship, Cert/Dip/Degree; includes continuing education programs)