

## Census Student Statistics for Academic Year 2009-10 Annual Report Addendum

<b>SIAST FLE ENROLMENT</b> <sup>1</sup>	<b>2009-10</b>	<b>Number of programs</b>	
<b>Program Enrolment</b>			<b>2009-10</b>
Basic Education (BE)	2,203	Certificate <sup>3</sup>	106
Apprenticeship (App)	4,642	Diploma	51
Base Certificate/Diploma/Degree (B-C/D)	5,600	Degree <sup>4</sup>	2
Continuing Education Certificate/Diploma (CE-C/D) <sup>2</sup>	1,512	Apprenticeship	26
<b>Total Program Enrolment</b>	<b>13,957</b>	<b>Total</b>	<b>185</b>
<b>Course Registration Enrolment</b>			
Course Credit (C-CR)	1,993		
Course Non-credit (N-CR)	610		
<b>Total Course Registration Enrolment</b>	<b>2,603</b>	<b>Number of graduates</b> <sup>5</sup>	
			<b>2009-10</b>
<b>Future Skills Enrolment</b>			
Program FLE	214	Certificate	2,752
FS Credit Course FLE	101	Diploma	916
FS Non-credit Course FLE	34	<b>Total</b>	<b>3,668</b>
<b>Total Future Skills Enrolment</b>	<b>349</b>		
<b>Total Enrolment Reported by FLE</b>	<b>16,909</b>		

<sup>1</sup> In 2002, SIAST adopted full-load equivalent (FLE) as the standard measure for enrolment reporting. FLE is a method of counting enrolled students by converting all registrations according to predetermined formulas that are inclusive of all types of training activity at SIAST.

<sup>2</sup> SIAST certificate/diploma programs offered through continuing education. Included in this number are 859 FLE enrolled through regional colleges and Dumont Technical Institute, and 654 FLE enrolled through other partners.

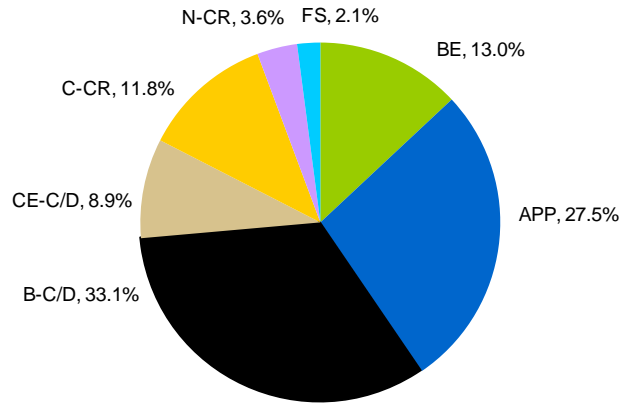
<sup>3</sup> Certificate programs include applied certificates, certificates, and advanced certificates.

<sup>4</sup> Degree programs include the Nursing Education Program of Saskatchewan (NEPS) and the NEPS Second Degree Entry Option program.

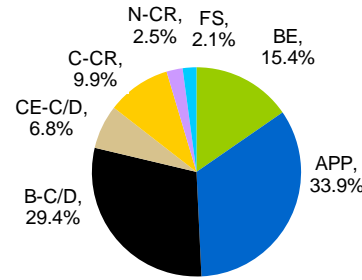
<sup>5</sup> The number of graduates does not include apprentices or NEPS students.

- Basic Education (BE)
- Apprenticeship (APP)
- Base Certificate/Diploma/Degree (B-C/D)
- Continuing Education Certificate/Diploma (CE-C/D)
- Credit (C-CR)
- Non-credit (N-CR)
- Future Skills (FS)

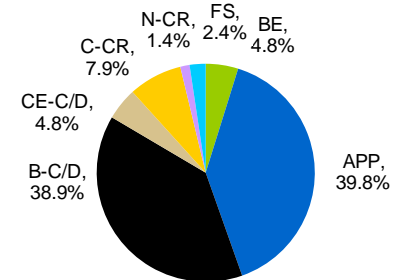
**Program Enrolment by FLE 2009-10**  
**SIAST FLE Total 16,909**



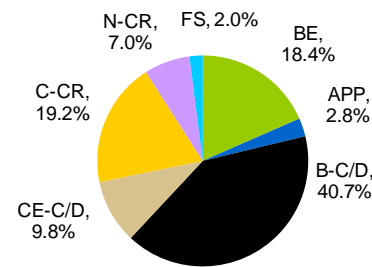
**SIAST Kelsey Campus**  
**FLE Total 6,839**



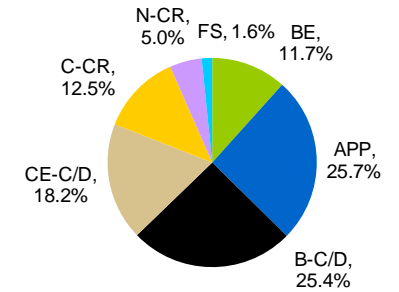
**SIAST Palliser Campus**  
**FLE Total 3,714**



**SIAST Wascana Campus**  
**FLE Total 3,433**



**SIAST Woodland Campus**  
**FLE Total 2,923**



**SIAST Education Equity Participation 2009-10 (Head Count and % Enrolment)**

**Designated Groups of Students**

**All Programs**

**Certificate/Diploma Programs**

(Certificate/Diploma, Basic Education & Apprenticeship programs; includes Continuing Education and Future Skills)

(Includes Continuing Education programs delivered at regional colleges)

Designated Groups of Students	All Programs		Certificate/Diploma Programs	
	#	%	#	%
Persons of Aboriginal ancestry	2,843	18.2%	1,327	16.9%
Persons with disabilities	947	6.1%	434	5.5%
Persons of visible minorities	642	4.1%	236	3.0%
Female students	6,833	43.8%	4,878	62.2%