
Saskatchewan Polytechnic
Graduate Employment Report
2013-14 Graduates



insightrix[®]
the art of research

Acknowledgements


The institutional Research and Analysis unit at Saskatchewan Polytechnic would like to thank graduates who responded to the survey.

Reproduction of this report or parts thereof is permitted and encouraged, provided appropriate acknowledgements are given.

Availability

This report is available in electronic format and can be found on the Saskatchewan Polytechnic Web page at:
<http://saskpolytech.ca/about/about-us/reports-and-statistics/institutional-reports.aspx>

The online version of the report is in Adobe Acrobat pdf format. The required software (Adobe Acrobat Reader) is available to download for free from the Adobe web page.



Executive Summary

The Graduate Employment Survey is sent annually to graduates from certificate and diploma programs. Graduates are asked questions regarding the quality of their training, employment outcome, and further education status. Key findings from the 2013-14 results are outlined below. Where possible, comparisons with the previous year's figures are included in brackets. Program-specific breakdowns of the results can be found in the program pages section of the report.

Profile of Respondents:

- In total, 3,548 (3,498) graduates from 127 distinct programs were surveyed between July 1, 2013 and June 30, 2014.
- Of these, 2,121 (2,144) graduates responded for an overall response rate of 60% (61%).
- Sixty-two per cent (60%) of graduates were enrolled in base programs and 38% (40%) in continuing education programs. Sixty-seven per cent (65%) of survey respondents graduated from base programs while continuing education accounted for 33% (35%).
- Overall, 59% (61%) of respondents were female and 41% (39%) were male.
- Seventeen per cent (17%) of respondents identified themselves as being of Aboriginal origin with a specific breakdown of 53% (44%) Status/Treaty Indian, 42% (50%) Métis, 4% (6%) as non-status Indian, and 0% (0.3%) as Inuit.
- The number of respondents who indicated they have a disability (6%) did not change from 2012-13.
- The proportion of respondents that identified as a visible minority was 14% (12%).
- Eighteen per cent (18%) of respondents indicated they were enrolled in further education or training at the time of the survey. Of these, 35% (32%) reported attending the same Saskatchewan Polytechnic program, 14% (16%) a different Saskatchewan Polytechnic program, 8% (7%) a post-secondary program at another institution, 12% (12%) an apprenticeship program, 18% (20%) a university program, and 13% (13%) some other type of program.

Quality of Training:

- In total, 96% (95%) of respondents reported that they were either satisfied or very satisfied with the overall Saskatchewan Polytechnic program quality.
- Similarly, 91% (92%) of respondents said they believe their training program prepared them for employment in their field of study.

Available Workforce (those employed and those not employed but looking for work)

- Overall, 92% (93%) of respondents were either employed or not employed but actively looking for work at the time of the survey. Of the 1,948 (1,966) total respondents in the labour force, 1,815 (1,880) were employed and 133 (112) were not employed but looking for work.
- Employment trends overall:

	2009-10	2010-11	2011-12	2012-13	2013-14
Employment Rate	91%	93%	92%	94%	93%
Employment Rate, Training-related	77%	79%	78%	80%	78%
Employment Rate, Full-time	67%	71%	71%	71%	72%
Employment Rate, Full-time training-related	57%	61%	61%	59%	61%

- Employment trends for Aboriginal respondents:

	2009-10	2010-11	2011-12	2012-13	2013-14
Employment Rate	82%	90%	82%	90%	88%
Employment Rate, Training-related	66%	73%	66%	75%	59%
Employment Rate, Full-time	58%	60%	62%	64%	71%
Employment Rate, Full-time training-related	45%	48%	50%	53%	51%

Additional Key Findings:

- Among those employed, 77% (75%) reported that they were working full-time, while the remaining 23% (25%) were employed part-time or casual. Of those working part-time/casual, 57% (59%) say it was by choice.
- As with previous waves of data collection, the vast majority of Saskatchewan Polytechnic graduates employed in training-related positions stated they were working Saskatchewan (95%; 94% in 2012-13). In total, 54% (51%) were working in either Saskatoon or Regina, 12% (12%) in Prince Albert or Moose Jaw. The remaining 31% (32%) responded that they were elsewhere in Saskatchewan.
- Of the 77 respondents employed outside the province, 87% (89%) indicated that they left by choice.
- Among the 306 (264) respondents who reported not working when surveyed, 66% (67%) were employed in some capacity since completing training and 52% (61%) had been employed in training-related work. Forty-nine per cent (51%) said they were scheduled to return to work at some point in the future.
- Less than half of those not employed at the time of the survey (46%; 42% in 2012-13) reported being actively looking for work. The most common reason cited for not currently looking for work was pursuing further education (39%; 42% in 2012-13).

Table of Contents

1.0	Introduction.....	1
1.1	Scope.....	1
1.2	Methodology.....	2
1.3	Response Rate and Validity of Results	3
1.4	Reporting of Results.....	4
2.0	Employment	6
2.1	Employment Rates	6
2.1.1	Employment Rates - Saskatchewan Polytechnic Overall	6
2.1.2	Employment Rates, Base and Continuing Education	7
2.1.3	Employment Rates by Division	8
2.1.4	Employment Rates by Division, Base and Continuing Education	9
2.1.5	Employment Rates - Aboriginal Respondents	10
2.1.6	Employment Trends - Persons with Disabilities and Visible Minority Respondents	12
2.2	Training-Related Employment, Based on Number Employed*	13
2.3	Employment Status, Based on Number Employed	15
2.3.1	Full or Part-time/Casual Employment	15
2.3.2	Part-time/Casual Position - by Choice	17
2.3.3	Self-Employed	18
2.3.4	Number of Jobs.....	20
3.0	Salaries	21
3.1	Salaries - Saskatchewan Polytechnic Overall	21
3.2	Salaries - Aboriginal Respondents.....	23
4.0	Industry Sectors of Primary Employers	24
5.0	Location of Employment, Based on Number Employed.....	26
5.1	Location of Primary Employment.....	26
5.2	Location of Primary Employment - Aboriginals, Persons with Disabilities and Visible Minority Respondents (Equity Respondents)	29
5.3	Out-of-Province Employment	30
6.0	Applications and Interviews for Employment	32
6.1	Applications and Interviews	32
7.0	Not Employed.....	33

7.1	Reasons Not Currently Employed	33
7.2	Employed Since Graduating from Saskatchewan Polytechnic	35
7.3	Actively Looking for Work	37
8.0	Further Education or Training	39
8.1	Respondents Pursuing Further Education or Training	39
8.2	Full-Time or Part-Time Students	41
8.3	Type of Further Education or Training	43
9.0	Program Assessment	45
9.1	Quality of Program	45
9.2	Training Preparedness for Employment	47
10.0	Demographics	49
10.1	Gender	49
10.2	Age	51
10.3	Aboriginal Ancestry Declaration.....	52
10.4	Visible Minority Declaration.....	53
10.5	Persons with Disabilities Declaration	54
11.0	Summary Pages and Program Pages	56
	Appendix A: Program Changes	246
	Appendix B: Survey Questionnaire	247
	Appendix C: Total Number of Responses per Question	251
	Appendix D: List of Tables	257
	Appendix E: List of Figures.....	258

Introduction

1.0 Introduction

The Saskatchewan Polytechnic Graduate Employment Report is created from data collected from the Saskatchewan Polytechnic Graduate Employment Survey (GES). This survey asks a variety of questions regarding graduate employment status, evaluation of training and general demographic characteristics.

A key goal of Saskatchewan Polytechnic is to maximize student success. Feedback from the GES provides valuable information about the quality of training and success of Saskatchewan Polytechnic graduates in the labour market. A wide range of stakeholders—Saskatchewan Polytechnic management, government, high school students and career counsellors, labour analysts, and policy administrators—use the Graduate Employment Report as a reference document for program and labour market review and planning. The Institutional Research and Analysis (IR&A) unit at Saskatchewan Polytechnic undertook the survey on behalf of the institution.

1.1 Scope

The 2015 GES contacted 3,548 graduates who completed a Saskatchewan Polytechnic program between July 1, 2013 and June 30, 2014 (graduates of overseas contract programs were not contacted). In total, Saskatchewan Polytechnic had graduates from 127 distinctive programs, available to the public (excludes the Faculty Certificate program), in 2013-14. Many programs are also offered off-campus throughout the province and are considered continuing education programs. Saskatchewan Polytechnic continuing education programs are generally cost-recovery and are offered throughout the province in a variety of delivery formats: with partners, via distance education learning and in industry-based training formats.

All programs are clustered and reported within one of six primary academic program divisions:

- Business
- Industrial Training
- Science and Health
- Community Services
- Nursing
- Technology

Note: there were six responses for the Educational Services division. These responses are included in the overall survey results but are not reported as a distinct division. Therefore, when survey results are reported by division, the sum of the total number of responses by division will not always equal the overall Saskatchewan Polytechnic total.

One of the following four credentials is awarded for each program: Applied Certificate, Certificate, Advance Certificate, and Diploma. In some instances, a program may have both a certificate and diploma level exit credential.

Saskatchewan Polytechnic continually reviews the program mix to ensure programs are current. Some programs may have been recently deleted, but graduates were permitted to complete their program and graduate. Some programs may have been re-titled or re-credentialed. Appendix A lists changes to the programs offered.

1.2 Methodology

In order to obtain a sufficient number of graduates for the GES, a census of Saskatchewan Polytechnic graduates was undertaken. The contact list of graduates, including telephone numbers and mailing addresses, was provided by Enrolment Services at Saskatchewan Polytechnic.

As in past waves of data collection, a tri-modal data collection process was used to contact graduates. This consisted of three phases which took place between July 1, 2013 and June 30, 2014. To begin, a mail-out of a self-administered paper survey was sent to all 3,548 graduates. Each graduate received the questionnaire to complete, along with a letter explaining the purpose of the study. A link was provided to an online version was also provided in the invitation letter to those graduates who would prefer to complete the survey electronically. Invitation letters were then followed-up with e-mail invitations containing the link to the online survey.

In February 2015, Inshtrix Research Inc. of Saskatoon was contracted to conduct one-on-one telephone interviews with graduates who did not respond to the mail-out questionnaires or e-mail invitations. Every effort was made to contact each graduate in order to provide the highest possible response rate. Participants were entered into a draw to win one of four \$250, pre-paid, VISA/MasterCards as well as three early bird draws of either an iPod Nano or digital camera to encourage them to participate in the study. All respondents who provided employer information were also entered into a draw to win one of three \$100 pre-paid VISA/MasterCards.

Online responses were collected using the Perseus Enterprise web-based survey tool, a method introduced by IR&A in 2007. This allows respondents to directly enter their own responses to the survey questions and avoid possible misinterpretation of manually entered results. Responses to the mail-in portion of the survey (paper version) were entered by IR&A staff. IR&A continues to develop new measures to encourage graduates to complete the surveys online. Responses from the different methods of surveying were merged, checked for consistency and accuracy, and analyzed using the Statistical Package for Social Science (SPSS) software.

1.3 Response Rate and Validity of Results

In total, 2,121 graduates participated in the 2015 GES, with an overall response rate of 60%. Table 1 provides the response rates for Saskatchewan Polytechnic overall, by division and by base/continuing education.

Table 1: Survey Response Rate, by Division, by Base/Continuing Education, 2013-14

	Graduates	Respondents	Response Rate
Saskatchewan Polytechnic Overall by Division			
Business	619	389	63%
Community Services	719	401	56%
Industrial Training	578	340	59%
Nursing	385	236	61%
Science & Health	662	402	61%
Technology	571	347	61%
Total	3,548¹	2,121²	60%
Base Programs by Division			
Business	356	236	66%
Community Services	383	231	60%
Industrial Training	351	234	67%
Nursing	297	182	61%
Science & Health	393	261	66%
Technology	415	276	67%
Total Base Programs	2,209¹	1,426²	65%
CE Programs by Division			
Business	263	153	58%
Community Services	336	170	51%
Industrial Training	227	106	47%
Nursing	88	54	61%
Science & Health	269	141	52%
Technology	156	71	46%
Total CE Programs	1,339	695	52%

1. Includes 14 graduates not affiliated with any of the six primary academic divisions.

2. Includes six respondents not affiliated with any of the six primary academic divisions.

The Saskatchewan Polytechnic GES is unique because, rather than surveying a sample of 2013-14 graduates, a full census of every graduate is undertaken. Saskatchewan Polytechnic is a post-secondary institution offering more than 156 distinct programs at four urban campuses and several rural locations. Some of the programs have less than 30 graduates making it impossible to survey a sample of the graduates and obtain meaningful results at the individual program level.

Response Rates for Small Populations

For populations with fewer than 30 participants, which is the case with several programs, it is recommended that all participants be surveyed in order to obtain reliable information. At the program level, the results will provide a good indication of graduate success and training quality, but may not be representative of all graduates of that program if the total number of graduates is less than 30 and only a small portion respond. Every effort is made to contact all the graduates and encourage participation. Note: When viewing individual program pages with a low/small number of graduates and a low response rate (less than 30%), generalizations of results in the survey should be made with caution.

1.4 Reporting of Results

The 2013-14 report has been compiled from results of the survey. Findings are presented in the main section of the report - Overview of Results. This section summarizes survey results regarding employment status, program assessment and general graduate demographics for Saskatchewan Polytechnic overall, by base (primarily on-campus activity) and continuing education (primarily brokered off-campus activity throughout the province), as well as the six program divisions.

Two types of ratios have been included in the report for questions pertaining to employment status and training-related employment. In section 2.0, employment information is presented as those graduates available to work. According to Statistics Canada, 'available to work' is defined as the labour force including those that are currently employed as well as those not currently employed but who are seeking employment. Respondents enrolled full-time in further education at the time of the survey are excluded from the available workforce unless they declared they are employed.

For example, 1,815 graduates responded to the questions regarding employment status (full-time versus part-time). Of these, 1,393 indicated they are employed full-time. In calculating the full-time employment rate listed in the section above, the 1,393 responses are divided by the available workforce total of 1,948 (comprised of 1,815 respondents employed and 133 respondents actively seeking employment), for a full-time employment rate of 72%.

In the remaining sections of the Overview of Results, the employment-related percentages have been calculated based on the total number of graduates who responded to the respective employment questions in the survey rather than the available workforce. For example, in reporting full-time status (section 2.3.1), the frequency for those respondents with full-time status (77%) was calculated by dividing the 1,393 respondents who indicated they are employed full-time by the 1,815 who said they are employed.

Where applicable, numbers and percentages in this report have been rounded to the nearest whole percentage and may therefore vary slightly from adding to 100%. In some cases where responses do not equal 100%, the difference is from graduates who indicated "Don't know/refused".

In presenting the results, the total number of graduates responding to each question will vary because: a) respondents did not always provide an answer to each question; and/or b) some

questions were not relevant to some respondents. For example, some questions were asked only of those who were currently employed at the time of the survey and, conversely, other questions were asked only of those not currently employed at the time of the survey.

The final section at the back of this report contains Appendices A through E. Appendix A contains a listing of programs that have recently been revised (either re-titled, identified with different credentials or deleted); Appendix B contains a copy of the survey questionnaire. A question-by-question response count can be found in Appendix C. Finally, a list of tables and a list of figures can be found in Appendices D and E.

The re-branded institution name of Saskatchewan Polytechnic has been used throughout this report (effective September, 2014). At the time of graduation, the 2013-14 graduating cohort, were officially graduates of Saskatchewan Institute of Applied Science and Technology (SIAST).

Overview of Results

2.0 Employment

This section reports on responses to questions regarding graduates' ability to secure employment after graduation, details of that employment including employment status (full or part-time), location, the number of jobs held, and the relationship of employment to training.

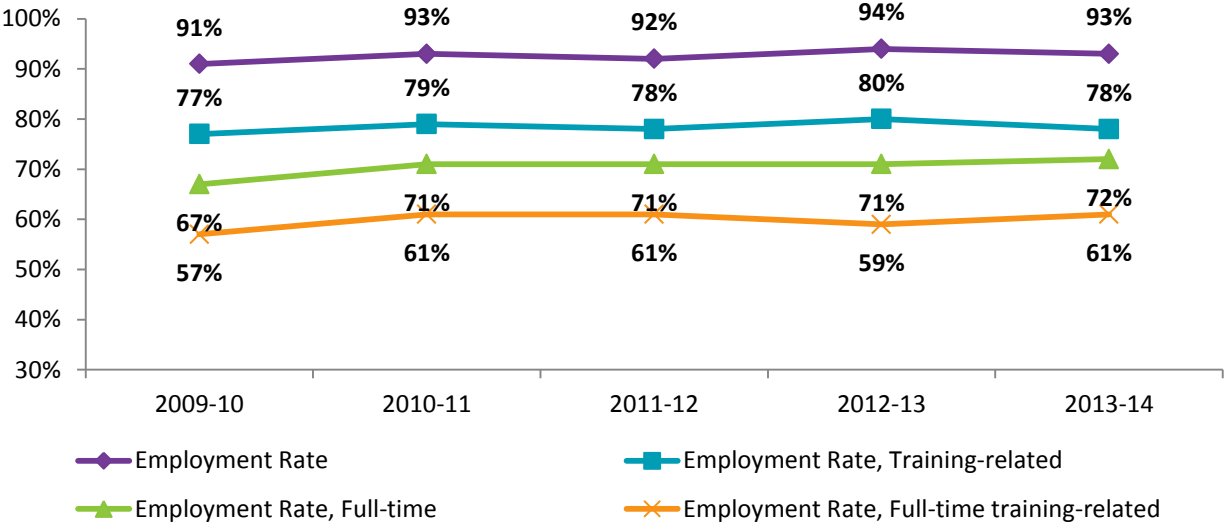
2.1 Employment Rates

2.1.1 Employment Rates - Saskatchewan Polytechnic Overall

The following employment rates are calculated based on those respondents who are *available to work*. Respondents included are those in the labour force (those employed at the time of the survey and those who are not employed but are looking for work).

All current results for employment rate (93%), training-related employment (78%), full-time employment (72%), and full-time training-related employment (61%) are within two percentage points of results from the 2012-13 wave of data collection.

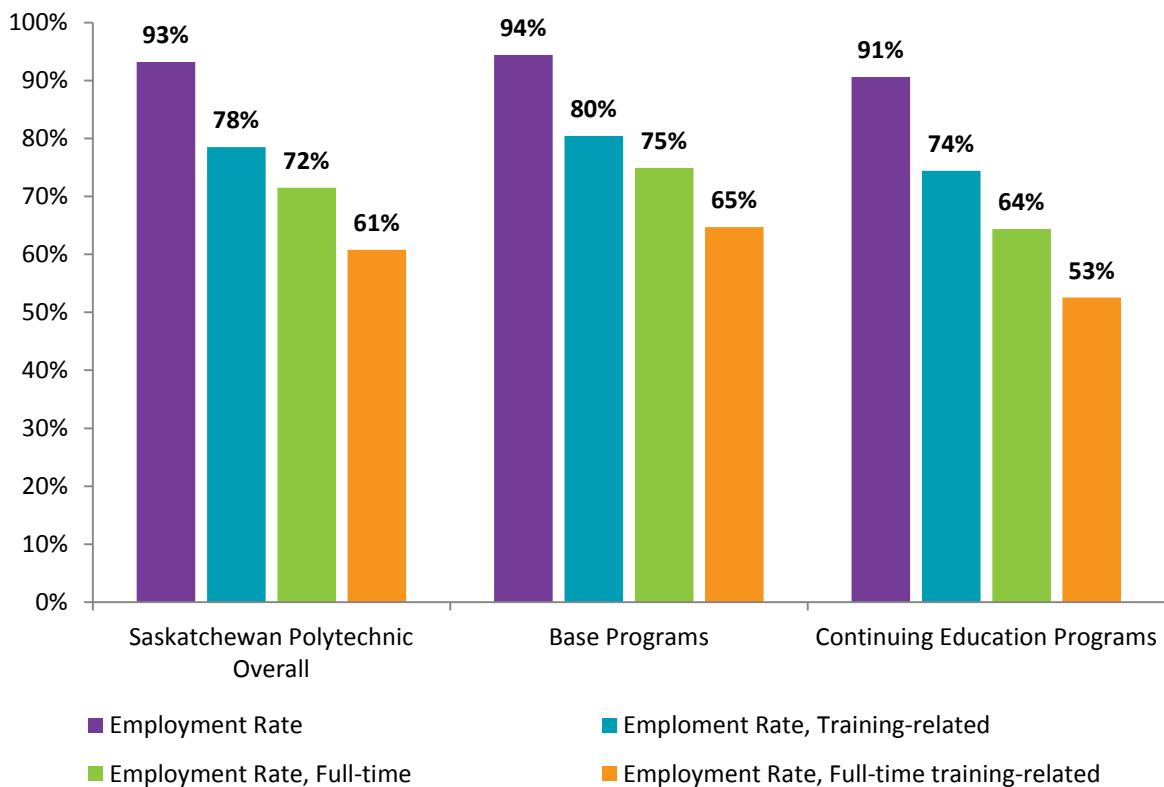
Figure 1: Employment Trends, Based on Available Workforce, 2009-10 to 2013-14



2.1.2 Employment Rates, Base and Continuing Education

In all cases, employment rates are higher for base programs than for continuing education programs: Employment rate (94% vs. 91%), Training-related employment (80% vs. 74%), Full-time employment (75% vs. 64%), and Full-time training-related employment (65% vs. 53%).

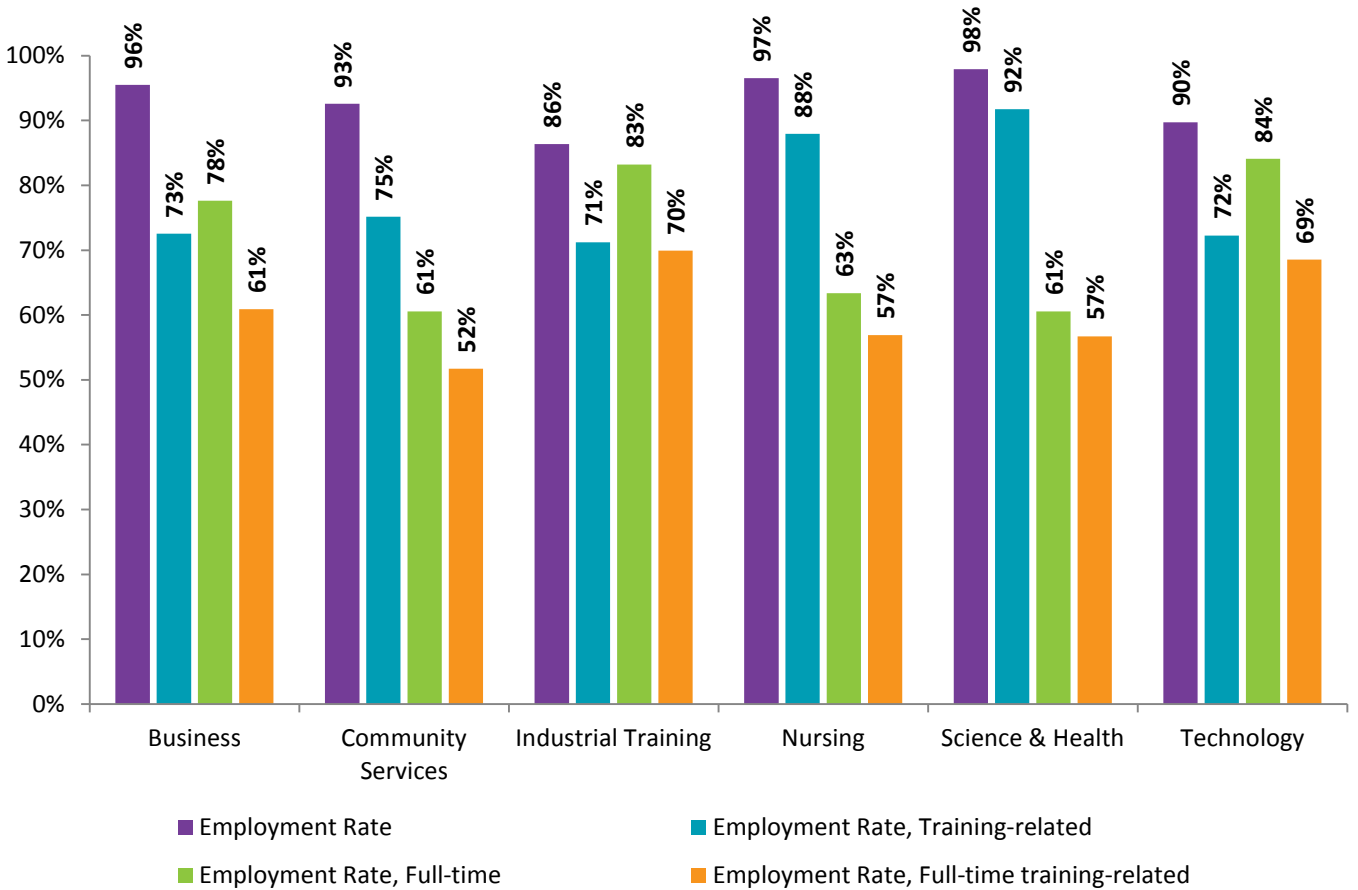
Figure 2: Employment Rates, by Base/Continuing Education, Based on Available Workforce, 2013-14



2.1.3 Employment Rates by Division

By division, full-time training-related employment is highest with Industrial Training (70%).

Figure 3: Employment Rates, by Division, Based on Available Workforce, 2013-14



2.1.4 Employment Rates by Division, Base and Continuing Education

Across base/continuing education and division, full-time training-related employment is highest with base Industrial Training (74%).

Table 2: Employment Rates, by Division, by Base/Continuing Education, Based on Available Workforce, 2013-14

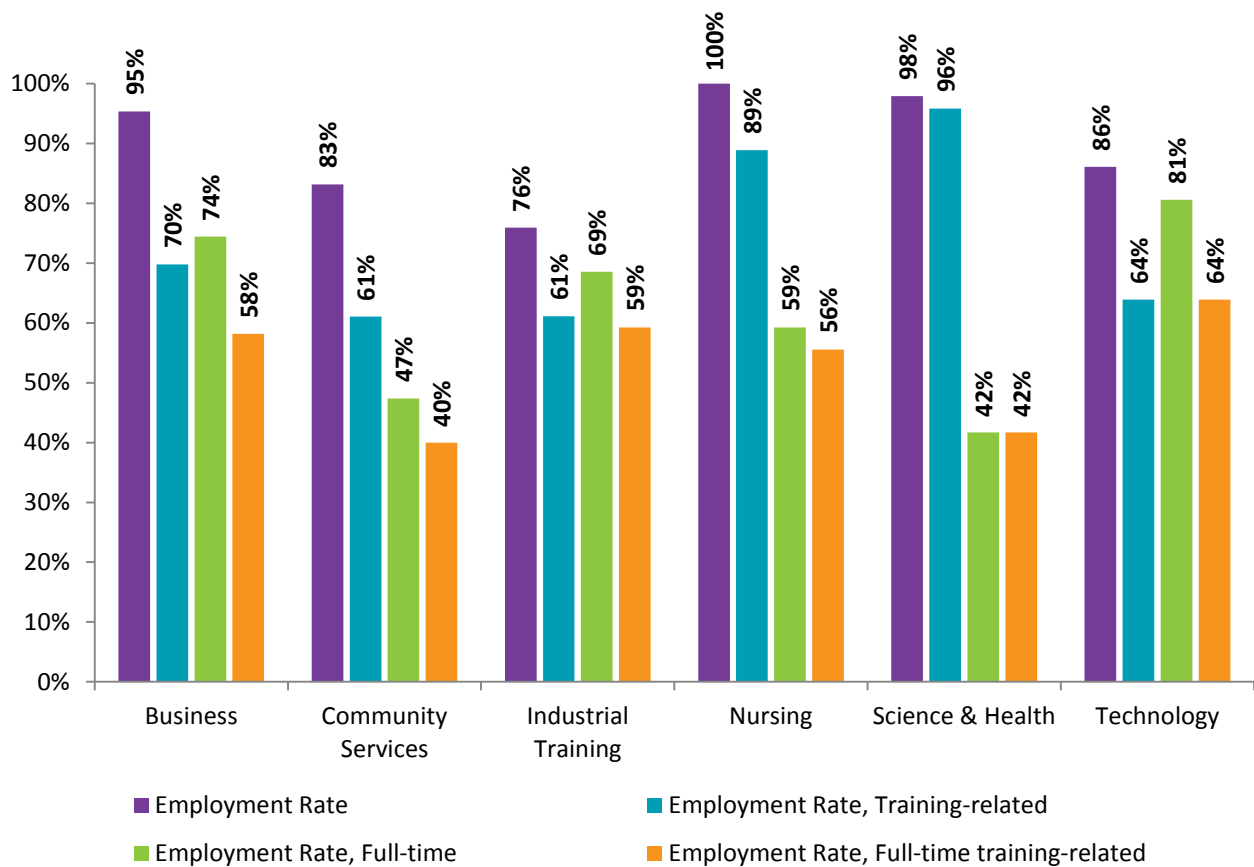
	Available for Work	Employment Rate	Employment Rate, Full-Time	Employment Rate, Training-Related	Employment Rate, Full-Time Training Related
Base Programs by Division					
Business	199	96%	78%	75%	64%
Community Services	210	94%	61%	78%	52%
Industrial Training	217	89%	86%	75%	74%
Nursing	178	96%	63%	85%	55%
Science & Health	252	98%	69%	93%	66%
Technology	260	93%	87%	75%	71%
Total Base Programs¹	1,322	94%	75%	80%	65%
CE Programs by Division					
Business	136	95%	76%	69%	56%
Community Services	140	90%	60%	71%	51%
Industrial Training	99	80%	77%	63%	61%
Nursing	54	100%	65%	98%	63%
Science & Health	136	97%	44%	90%	39%
Technology	61	77%	72%	59%	57%
Total CE Programs	626	91%	64%	74%	53%
Overall Total¹	1,948	93%	72%	78%	61%

1. Includes six respondents not affiliated with any of the six primary academic divisions.

2.1.5 Employment Rates - Aboriginal Respondents

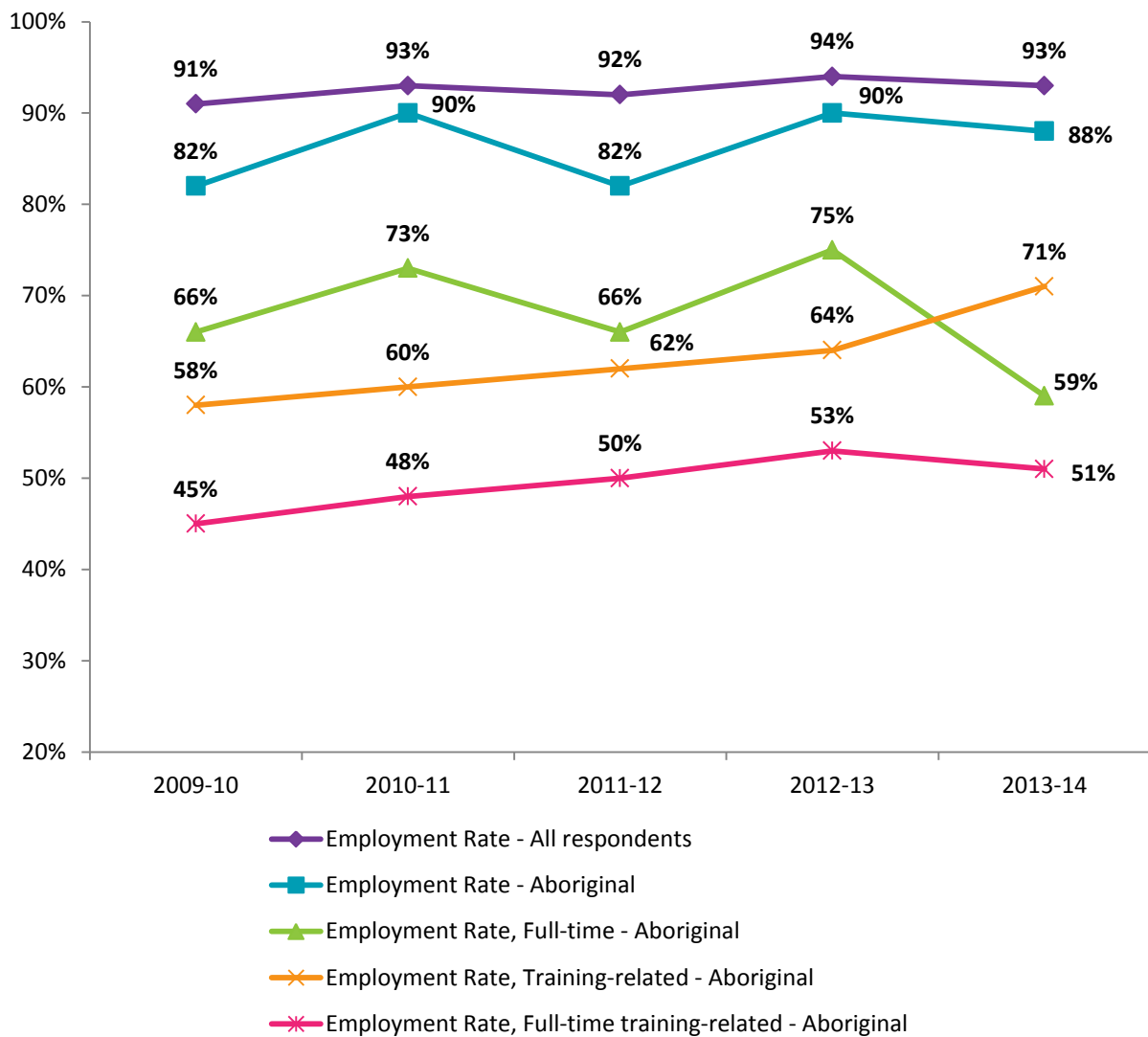
At least three-quarters of Aboriginal respondents in each division are employed (employment rate of 76% and over). This declines somewhat when looking at training-related employment (61% and over), and full-time training-related employment (40% and over).

Figure 4: Employment Rates for Aboriginal Respondents, by Division, Based on Available Workforce, 2013



While the employment rate for Aboriginal respondents has remained relatively consistent since 2009-10, other rates have displayed more variation. Most notably, the full-time employment rate for Aboriginal respondents declined from 75% in 2012-13 to 59% in 2013-14, while the training-related rate has increased from 64% to 71%. Additionally, after showing a steady upward trend between 2009-10 and 2012-13, the full-time training-related rate decreased slightly (2%) for 2013-14.

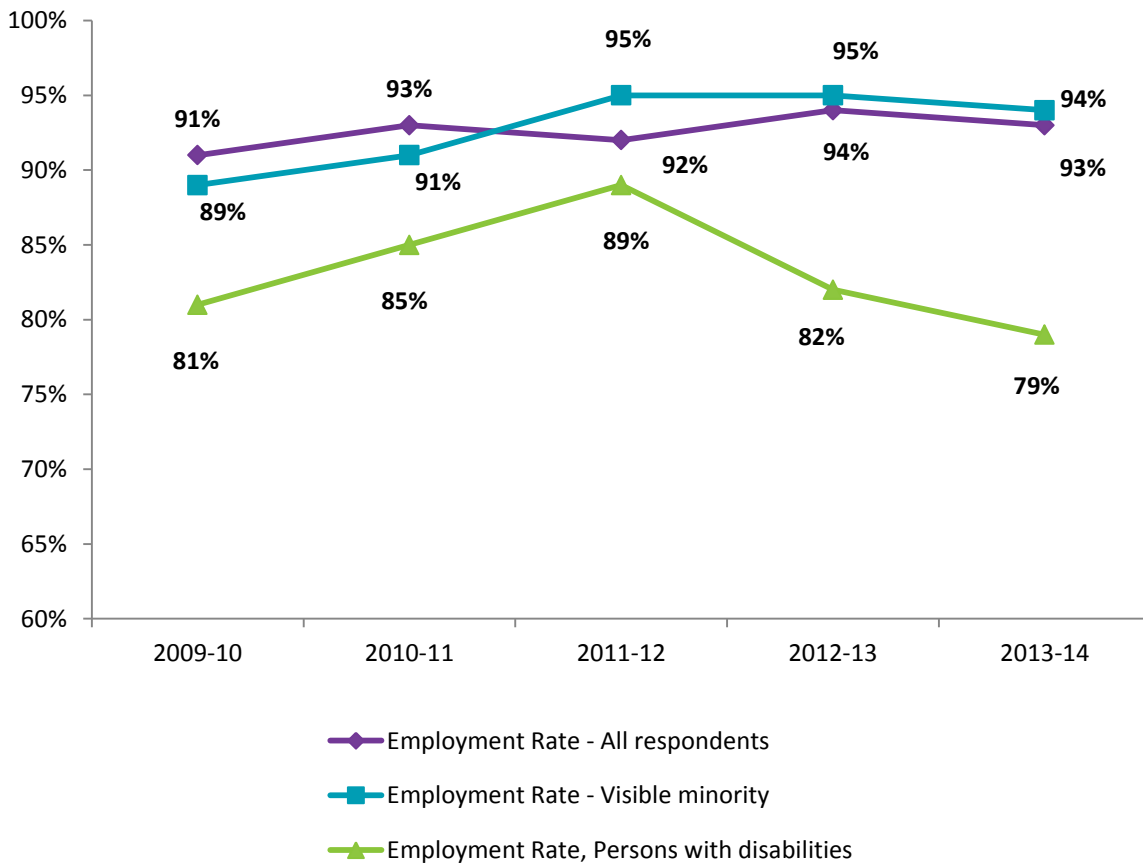
**Figure 5: Employment Trends for Aboriginal Respondents,
Based on Available Workforce, 2009-10 to 2013-14**



2.1.6 Employment Trends - Persons with Disabilities and Visible Minority Respondents

While the employment rate for respondents reporting themselves as visible minorities is in line with the overall Saskatchewan Polytechnic result (visible minority: 94%, overall: 93%), the employment rate for respondents with a declared disability is lower (79% as compared to 93% overall). The employment rate for respondents with a declared disability increased from 2009-10 to 2011-12 and the gap between it and the overall employment rate was relatively smaller in 2011-12. In contrast, the employment rate for respondents with a declared disability decreased in 2012-13 and 2013-14, widening the gap from the overall rate for Saskatchewan Polytechnic.

Figure 6: Employment Trends for Persons with Disabilities and Visible Minority Respondents, Based on Available Workforce, 2009-10 to 2013-14



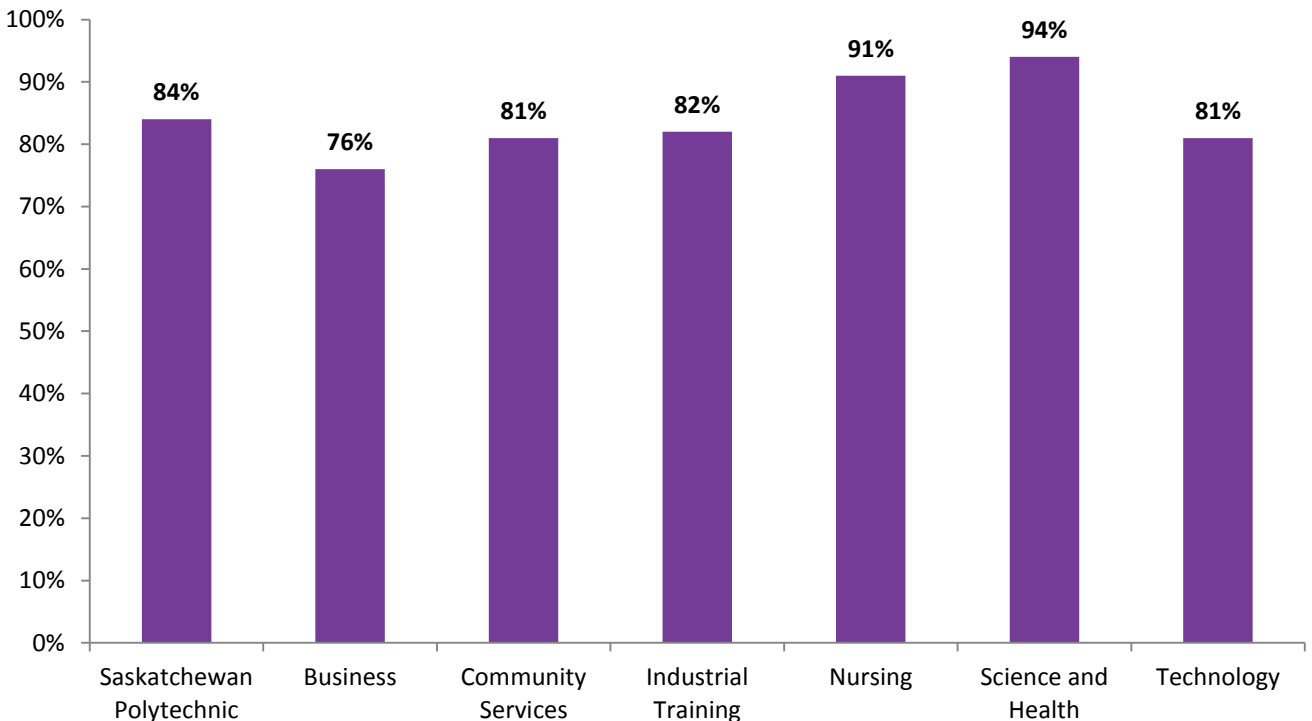
2.2 Training-Related Employment, Based on Number Employed*

*Note: In the remaining sections of the Overview of Results, the employment-related percentages have been calculated based on the total number of employed graduates rather than the available workforce. Similar employment-related percentages using the available workforce as a divisor are available in the summary pages and program pages at the end of this report.

Are you employed in a job directly related to the education and training you received in your program at Saskatchewan Polytechnic? (Question 12)

In most cases (at least 76%), employed respondents from all divisions report being in a job directly related to the education and training they received during their program. For the most part, these proportions have remained about consistent with results from 2012-13, with the exception of respondents reporting being employed in a training related job in the technology sector, which declined seven percentage points from 88% to the current rate of 81%.

**Figure 7: Training-Related Employment, by Division, 2013-14
(employed in training-related positions as a % of total number employed)**



**Table 3: Training Related Employment, by Division, 2011-12 to 2013-14
(employed in training-related positions as a % of total number employed)**

	2011-12	2012-13	2013-14
Overall	84%	84%	84%
Business	77%	73%	76%
Community Services	78%	78%	81%
Industrial Training	75%	82%	82%
Nursing	95%	92%	91%
Science and Health	93%	93%	94%
Technology	88%	88%	81%

Looking specifically at base and continuing education programs by division, some variations from the overall Saskatchewan Polytechnic results are seen. The base programs have an overall training-related employment result of 85%, with base Business having the lowest result (78%) and Science and Health (94%) having the highest. Continuing education programs have an overall training-related employment result of 82%, with Business again reporting the lowest (73%) and Nursing reporting the highest result (98%).

**Table 4: Training-Related Employment, by Division, by Base/Continuing Education, 2013-14
(employed in training-related positions as a % of total number employed)**

	Total Employed	Number Employed in Training-Related Job	Percent Employed in Training-Related Job
Base Programs by Division			
Business	191	149	78%
Community Services	198	164	83%
Industrial Training	194	163	84%
Nursing	170	151	89%
Science & Health	248	234	94%
Technology	241	196	81%
Total Base¹	1,248	1,063	85%
CE Programs by Division			
Business	129	94	73%
Community Services	126	99	79%
Industrial Training	79	62	78%
Nursing	54	53	98%
Science & Health	132	122	92%
Technology	47	36	77%
Total CE	567	466	82%
Overall Total¹	1,815	1,529	84%

1. Includes six respondents not affiliated with any of the six primary academic divisions.

2.3 Employment Status, Based on Number Employed

2.3.1 Full or Part-time/Casual Employment

What is your employment status of your primary training-related job? (or non-training related job if you do not have a training related job) (Question 15)

a) Permanent full-time (30 hours or more per week)

b) Permanent Part-time (less than 30 hours per week)

c) Non-Permanent Full-time (i.e., term, contract, seasonal)

d) Non-Permanent Part-time (i.e., term, contract, seasonal)

e) Casual

When asked about the status of their primary job, 77% of respondents indicate they are working full-time, while the remaining 23% say they are working part-time or casual. The divisions of Science and Health (62%), Community Services (65%), and Nursing (66%) have the lowest proportion of respondents employed full-time while Technology (94%) and Industrial Training (96%) have the highest.

Year over year, the proportion of respondents employed full-time showed a small decline in 2012-13 (down from 77% to 75%), but returned to 77% for 2013-14.

Figure 8: Full or Part-Time Employment in Primary Job, by Division, 2013-14

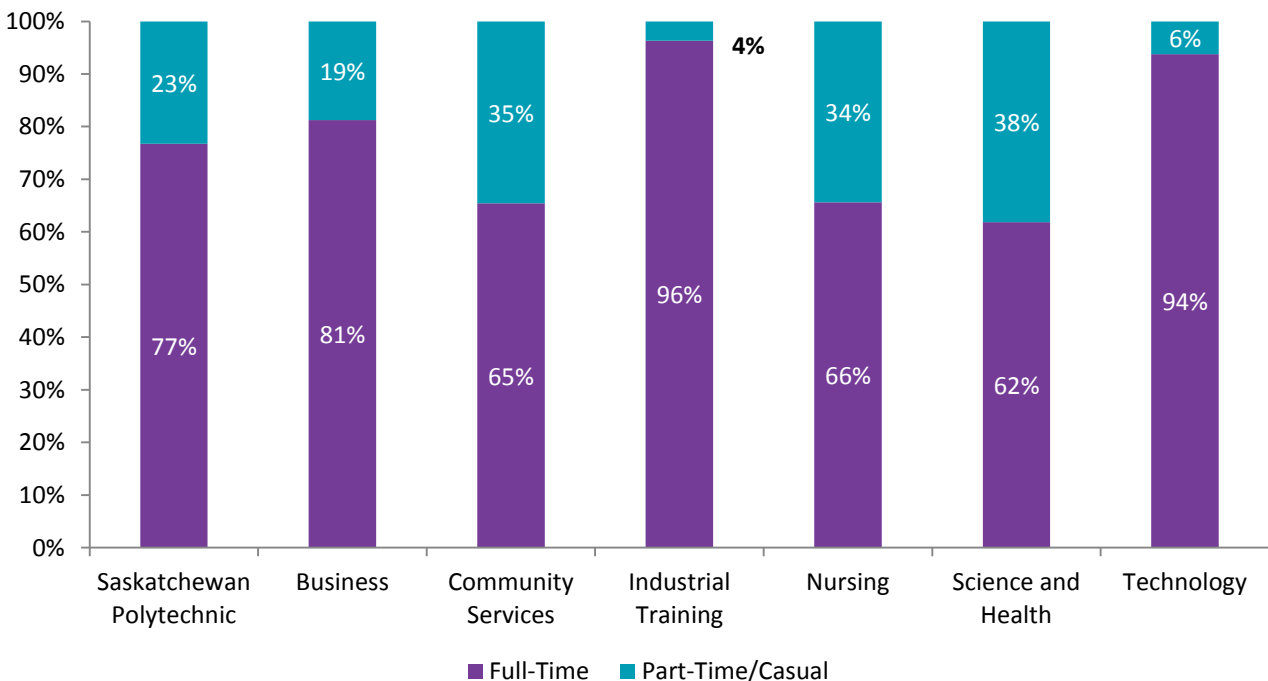


Table 5: Full or Part-Time Employment in Primary Job, by Division, 2011-12 to 2013-14

	2011-12		2012-13		2013-14	
	Full-time	Part-time	Full-time	Part-time	Full-time	Part-time
Overall	77%	23%	75%	25%	77%	23%
Business	80%	20%	82%	18%	81%	19%
Community Services	67%	33%	71%	29%	65%	35%
Industrial Training	93%	7%	95%	5%	96%	4%
Nursing	64%	36%	57%	43%	66%	34%
Science and Health	63%	37%	56%	44%	62%	38%
Technology	93%	7%	94%	6%	94%	6%

In the base programs, the lowest proportion of respondents employed full-time are in Community Services (65%) and Nursing (66%), while the highest is with Technology (94%), Industrial Training (96%) and Education Services (100%). For continuing education, the lowest proportions employed full-time are in the Science and Health (45%) and Nursing (65%) divisions while the highest are in Technology (94%) and Industrial Training (96%).

Table 6: Full or Part-Time Employment in Primary Job, by Division, by Base/Continuing Education, 2013-14

	Total Employed	% Full-time	% Part-time/Casual
Base Programs by Division			
Business	191	82%	18%
Community Services	198	65%	35%
Industrial Training	194	96%	4%
Nursing	170	66%	34%
Science & Health	248	71%	29%
Technology	241	94%	6%
Total Base¹	1,248	79%	21%
CE Programs by Division			
Business	129	81%	19%
Community Services	126	67%	33%
Industrial Training	79	96%	4%
Nursing	54	65%	35%
Science & Health	132	45%	55%
Technology	47	94%	6%
Total CE	567	71%	29%
Overall Total¹	1,815	77%	23%

1. Includes six respondents not affiliated with any of the six primary academic divisions.

2.3.2 Part-time/Casual Position - by Choice

*If your primary job is a part-time or casual position, is this by choice?
(Question 16)*

The proportion of respondents in part-time/casual employment who are there by choice has continued to trend downward for the 2013-14 wave of data collection, from 65% in 2011-12, to 59% in 2012-13, down to the current rate of 57% in 2013-14. The highest proportions of those working part-time/casual by choice are in the base Business (83%) and Industrial Training (86%) divisions.

**Figure 9: Part-Time or Casual by Choice,
Saskatchewan Polytechnic Overall, 2011-12 to 2013-14**

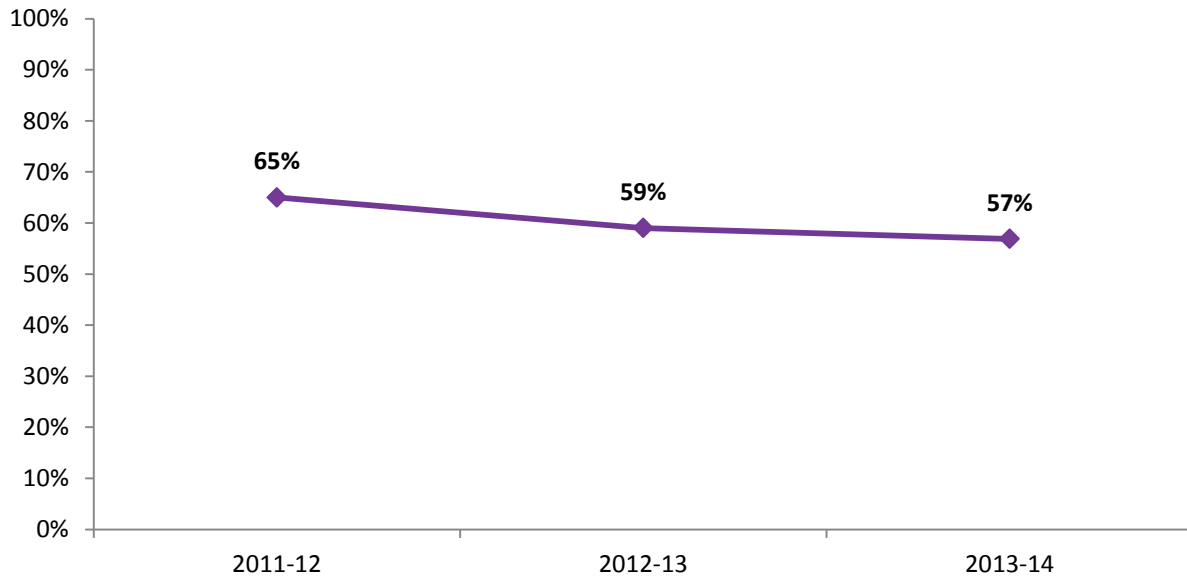


Table 7: Part-Time or Casual by Choice, by Division, by Base/Continuing Education, 2013-14

	Total Employed Part-time/Casual	% Part-time/Casual by Choice
Base Programs by Division		
Business	35	83%
Community Services	70	56%
Industrial Training	7	86%
Nursing	58	53%
Science & Health	73	45%
Technology	15	40%
Total Base	258	56%
CE Programs by Division		
Business	25	52%
Community Services	42	48%
Industrial Training	3	67%
Nursing	19	68%
Science & Health	72	64%
Technology	3	67%
Total CE	164	59%
Overall Total	422	57%

2.3.3 Self-Employed

Are you self-employed? (Question 11)

As in past years, only a small proportion of respondents report being self-employed (4%). This is more or less consistent across base/continuing education programs and divisions.

Figure 10: Self-Employment, Saskatchewan Polytechnic Overall, 2011-12 to 2013-14

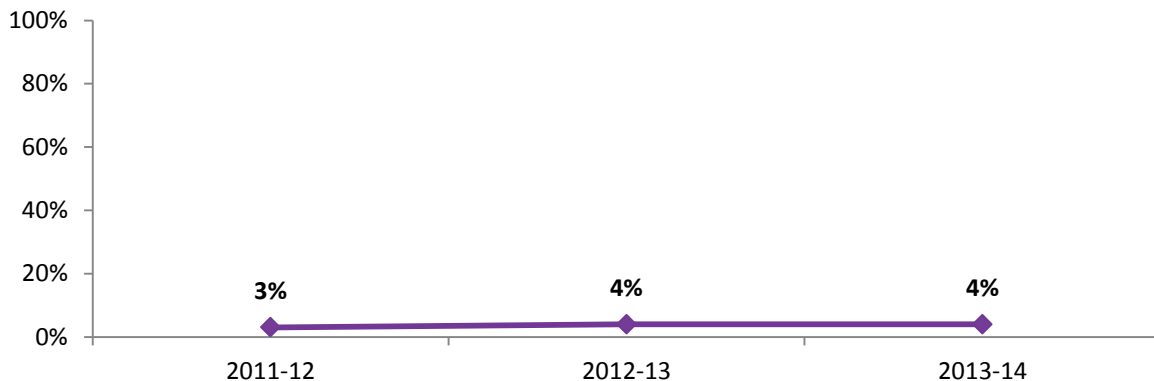


Table 8: Self-Employment, by Division, by Base/Continuing Education, 2013-14

	Total Employed	Percent Self-Employed
Base Programs by Division		
Business	191	5%
Community Services	198	5%
Industrial Training	194	6%
Nursing	170	4%
Science & Health	248	2%
Technology	241	3%
Total Base¹	1,248	4%
CE Programs by Division		
Business	129	8%
Community Services	126	7%
Industrial Training	79	3%
Nursing	54	0%
Science & Health	132	6%
Technology	47	0%
Total CE	567	5%
Overall Total¹	1,815	4%

1. Includes six respondents not affiliated with any of the six primary academic divisions.

2.3.4 Number of Jobs

How many jobs do you currently have? (Question 13)

A large majority (80%) of employed respondents reported having one job and 16% reported having two jobs. The remaining 4% said they had three or more jobs. Overall, the average number of jobs was 1.3. Survey results were more or less consistent across divisions.

Table 9: Average Number of Current Jobs Held, by Division, by Base/Continuing Education, 2013-14

	Total Respondents	Average
Base Programs by Division		
Business	191	1.2
Community Services	198	1.3
Industrial Training	194	1.2
Nursing	170	1.4
Science & Health	248	1.3
Technology	241	1.1
Total Base¹	1,248	1.3
CE Programs by Division		
Business	129	1.2
Community Services	126	1.2
Industrial Training	79	1.1
Nursing	54	1.4
Science & Health	132	1.4
Technology	47	1.1
Total CE	567	1.3
Overall Total¹	1,815	1.3

1. Includes six respondents not affiliated with any of the six primary academic divisions.

3.0 Salaries

As part of the study, respondents indicated the salary they earned. Since some employees gave an hourly rate and others a monthly salary, all identified hourly rates have been converted to monthly.

3.1 Salaries - Saskatchewan Polytechnic Overall

What is the hourly salary of your primary training related job, before deductions? (If you do not have a training related job, provide your salary for your primary non-training related job) (Question 17)

In the 2013-14 academic year the minimum wage set by the Government of Saskatchewan was \$10.20/hr. Based on a 37.5 hour work week; the minimum monthly salary of a full-time employee would be \$1,530 [$\$10.20 \times 37.5 \times 4$]. The current average salary of a Saskatchewan Polytechnic graduate employed in a full-time, training-related job is substantially higher at \$3,530 per month. Note that the average monthly salary continues to increase year over year. Comparatively, average base program salaries tend to be higher than those from continuing education.

Table 10: Monthly Salary of Full-Time Training-Related Jobs, Saskatchewan Polytechnic Overall, 2011-12 to 2013-14

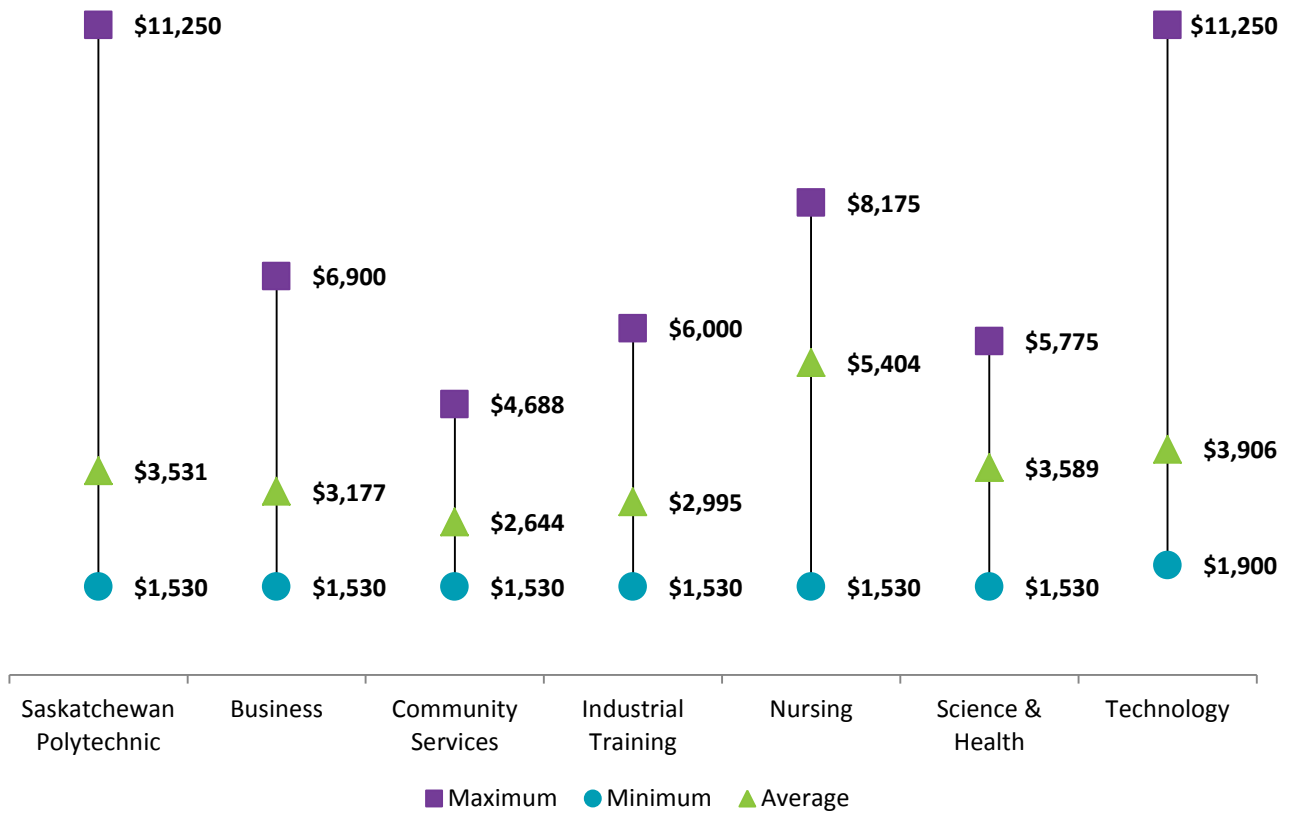
	Employed Full-Time Training-Related Positions	Respondents with Full-Time Training Related Salaries	Highest	Average	Median	Lowest
2011-12	1,196	1,123	\$11,250	\$3,490	\$3,150	\$1,500
2012-13	1,183	1,113	\$12,000	\$3,504	\$3,150	\$1,500
2013-14	1,184	1,110	\$11,250	\$3,530	\$3,213	\$1,530

Table 11: Monthly Salary of Full-Time Training-Related Jobs, by Base/Continuing Education, 2013-14

	Employed Full-Time Training-Related Positions	Respondents with Full-Time Training Related Salaries	Highest	Average	Median	Lowest
Total Base Programs	855	810	\$11,250	\$3,612	\$3,300	\$1,530
Total CE Programs	329	300	\$ 6,900	\$3,309	\$3,130	\$1,530
Overall Total	1,184	1,110	\$11,250	\$3,530	\$3,213	\$1,530

Comparing across divisions, the highest average salary is found in Nursing at \$5,404, while the highest maximum salary is \$11,250 in the Technology division.

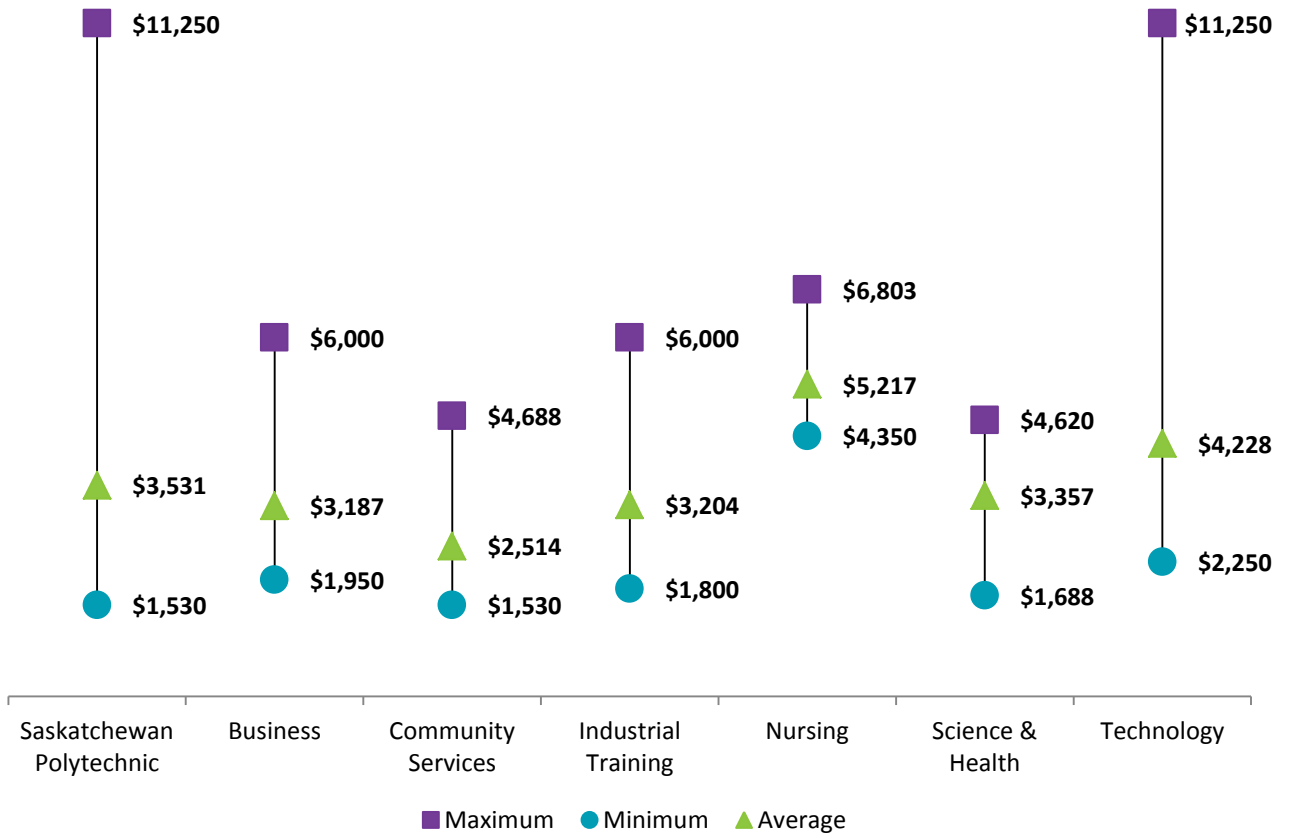
Figure 11: Monthly Salary of Full-Time Training-Related Employment, by Division, 2013-14



3.2 Salaries - Aboriginal Respondents

For Aboriginal respondents, the highest average salaries are in Nursing (\$5,217). The highest maximum salary is reported in the Technology division (\$11,250).

Figure 12: Monthly Salary of Full-Time Training-Related Employment for Aboriginal Graduates by Division, 2013-14



4.0 Industry Sectors of Primary Employers

Saskatchewan Polytechnic graduates were asked to identify the industry sector in which they are employed. The overall results from the 2013-14 wave of the survey are in line with previous years.

Please select the option below that best describes which industry sector your primary employer operates in. (Select one only) (Question 21)

**Table 12: Industry Sector of Primary Employer,
Saskatchewan Polytechnic Overall, 2011-12 to 2013-14**

	2011-12	2012-13	2013-14
Biotechnology, Pharmaceuticals or Nutraceuticals	1%	1%	1%
Business and Professional services	5%	6%	5%
Construction	11%	10%	8%
Education Services	7%	7%	7%
Film, Video, Multi-media, Printing and Publishing	1%	1%	1%
Finance, Insurance, Real estate	2%	2%	2%
Government Services/Public Administration	4%	3%	4%
Health	31%	33%	31%
Hospitality and Tourism (includes casinos)	3%	3%	3%
Human/Social Services and Justice	4%	4%	4%
Manufacturing (includes metal fabrication, agri-value, and food processing)	5%	5%	5%
Natural Resources and Environment (includes agriculture, forestry, mining, Oil/Gas)	8%	6%	7%
Retail and Wholesale	3%	3%	3%
Technology, Electronics and Telecommunications	3%	4%	3%
Transportation, Trucking, and Heavy equipment (includes aviation and automotive/auto body services)	5%	5%	5%
Other/Prefer not to say	7%	7%	10%

**Table 13: Industry Sector of Primary Employer,
by Division, 2013-14**

Industry Sectors by Division n=1,815	Saskatchewan Polytechnic	Business	Community Services	Industrial Training	Nursing	Science & Health	Technology
Biotechnology, Pharmaceuticals or Nutraceuticals	1%	1%	0%	0%	0.4%	4%	0%
Business and Professional services	5%	18%	4%	1%	0.4%	1%	3%
Construction	8%	3%	0.3%	23%	3%	0.3%	26%
Education Services	7%	3%	35%	0%	1%	0%	2%
Film, Video, Multi-media, Printing and Publishing	1%	1%	3%	0.4%	0%	0%	0%
Finance, Insurance, Real estate	2%	12%	1%	0%	0%	0.3%	1%
Government Services/Public Administration	4%	13%	5%	1%	2%	2%	4%
Health	31%	13%	9%	1%	79%	82%	2%
Hospitality and Tourism (includes casinos)	3%	3%	8%	0.4%	1%	1%	1%
Human/Social Services and Justice	4%	2%	17%	0%	1%	1%	0.3%
Manufacturing (includes metal fabrication, agri-value, and food processing)	5%	2%	1%	24%	1%	0%	5%
Natural Resources and Environment (includes agriculture, forestry, mining, Oil/Gas)	7%	5%	0.3%	8%	5%	4%	19%
Retail and Wholesale	3%	9%	3%	1%	1%	1%	3%
Technology, Electronics and Telecommunications	3%	3%	1%	1%	0%	0%	16%
Transportation, Trucking, and Heavy equipment (includes aviation and automotive/auto body services)	5%	3%	1%	26%	0.4%	0%	2%
Other/Prefer not to say	10%	9%	13%	11%	4%	5%	16%

5.0 Location of Employment, Based on Number Employed

5.1 Location of Primary Employment

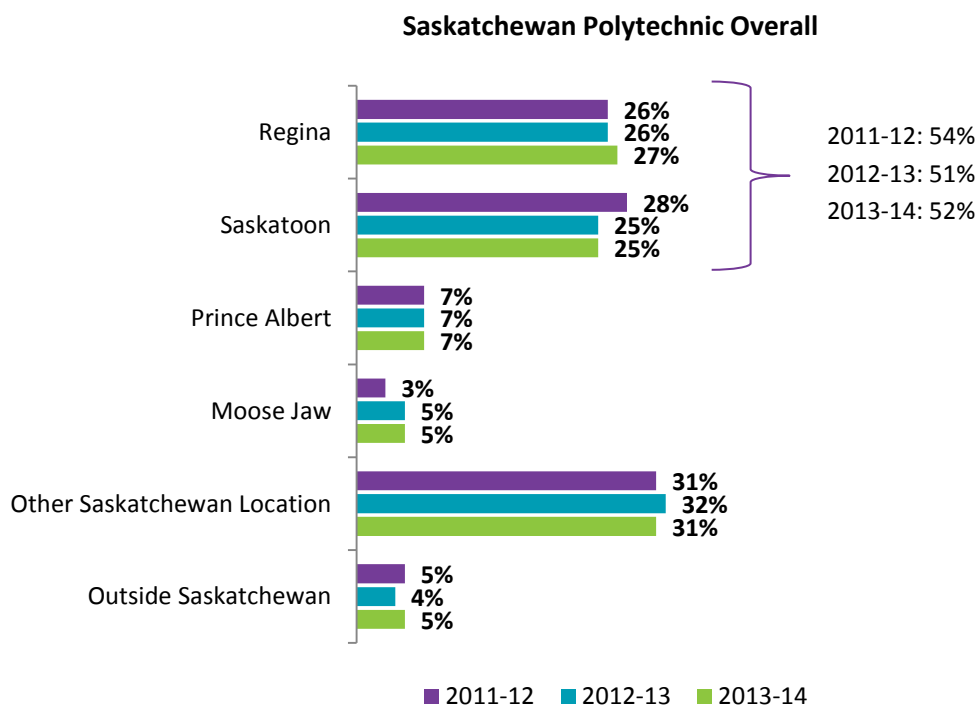
Where is the location of your primary training related employment? (enter location of non-training related employment if you do not have a training related position) (Question 18)

Note: The results in section 5.1 provide the location of employment percentages based on the location of the graduates' primary employment as opposed to their training-related employment. Location of training-related employment data can be found in the summary pages and program pages at the end of this report.

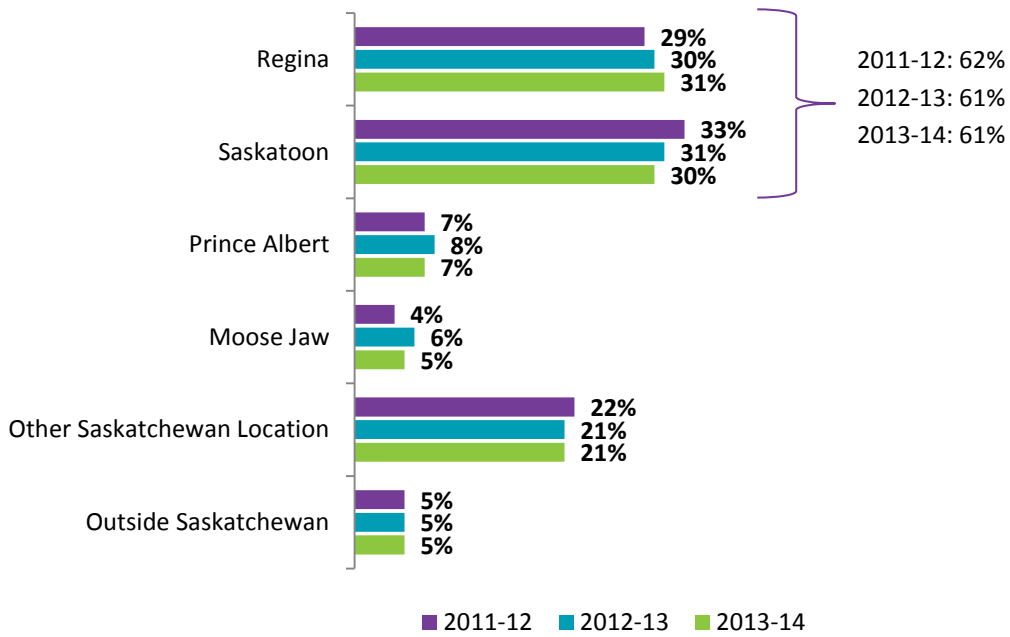
Looking at overall survey results, roughly half of respondents (52%) say their primary employment is currently located in either Regina or Saskatoon. This is similar to results from past waves.

The proportion of base program respondents currently employed in Saskatoon or Regina is higher than the overall Saskatchewan Polytechnic average (61% compared to 52% overall), while continuing education respondents are less likely to be based in one of the two major cities (34%) and more likely to say they are currently employed in another Saskatchewan location (53%).

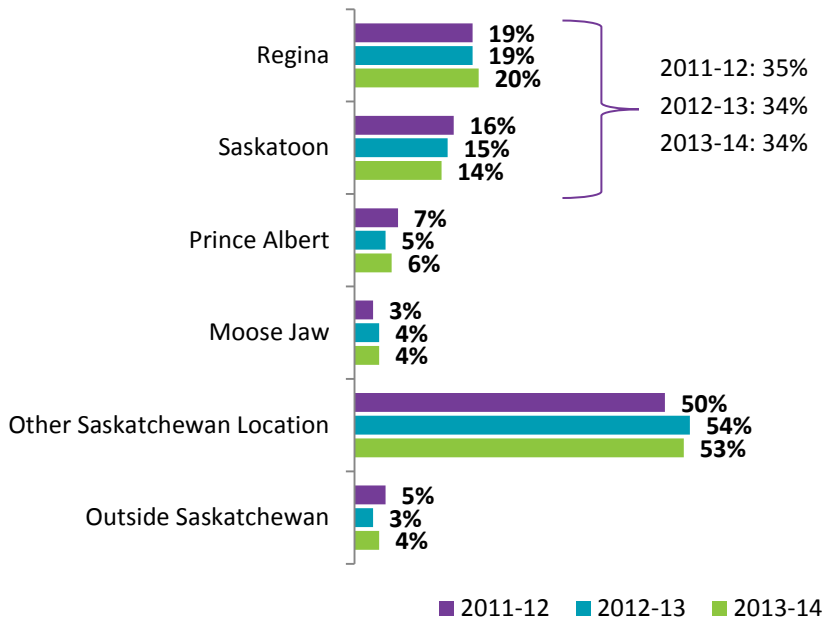
**Figure 13: Location of Primary Employment,
By Base/Continuing Education, 2011-12 to 2013-14**



Saskatchewan Polytechnic Base



Saskatchewan Polytechnic Continuing Education



**Table 14: Location of Primary Employment, by Division,
by Base/Continuing Education, 2013-14**

	Regina	Saskatoon	Prince Albert	Moose Jaw	Other SK Location	Outside SK
Base Programs						
Business	49%	12%	9%	13%	14%	4%
Community Services	25%	38%	16%	4%	15%	3%
Industrial Training	27%	38%	3%	5%	22%	6%
Nursing	33%	32%	6%	3%	21%	5%
Science & Health	27%	29%	5%	3%	31%	5%
Technology	29%	33%	5%	3%	22%	8%
Total Base	31%	30%	7%	5%	21%	5%
CE Programs						
Business	23%	14%	4%	2%	53%	5%
Community Services	23%	16%	15%	5%	38%	3%
Industrial Training	25%	19%	1%	6%	42%	6%
Nursing	15%	13%	2%	7%	59%	4%
Science & Health	10%	13%	4%	1%	70%	2%
Technology	23%	9%	2%	6%	53%	6%
Total CE	20%	14%	6%	4%	53%	4%
Overall	27%	25%	7%	5%	31%	5%

5.2 Location of Primary Employment - Aboriginals, Persons with Disabilities and Visible Minority Respondents (Equity Respondents)

The location of primary employment for Aboriginal respondents differs markedly from the overall results for Saskatchewan Polytechnic. While 21% of all respondents said that they are currently employed in an “other Saskatchewan location,” the figure for Aboriginal respondents was 42%. Furthermore, 21% of Aboriginal respondents stated Prince Alberta as their location of employment, compared to 7% overall. Persons with disabilities (60%) and visible minorities (61%) are most commonly located in Saskatoon or Regina.

Table 15: Location of Primary Employment for Aboriginals, Persons with Disabilities, and Visible Minority Respondents, 2011-12 to 2013-14

	2011-12	2012-13	2013-14
Aboriginal			
Regina	17%	15%	15%
Saskatoon	17%	21%	16%
Prince Albert	18%	22%	21%
Moose Jaw	1%	2%	2%
Other Saskatchewan Location	41%	36%	42%
Outside Saskatchewan	6%	4%	4%
Persons with Disabilities			
Regina	29%	32%	34%
Saskatoon	32%	29%	26%
Prince Albert	9%	6%	11%
Moose Jaw	5%	5%	9%
Other Saskatchewan Location	21%	26%	20%
Outside Saskatchewan	4%	2%	1%
Visible Minorities			
Regina	34%	40%	34%
Saskatoon	28%	24%	27%
Prince Albert	3%	4%	4%
Moose Jaw	1%	8%	7%
Other Saskatchewan Location	31%	21%	22%
Outside Saskatchewan	3%	3%	6%

5.3 Out-of-Province Employment

Was employment found outside of Saskatchewan by choice? (Question 19)

The majority of those who are currently employed outside of Saskatchewan indicate that the location was by choice (87%). While this is in line with results from 2012-13 (89%), both results are higher than results from 2011-12 when 77% say they chose to work outside of Saskatchewan.

Figure 14: Primary Employment Out-of-Province by Choice, Saskatchewan Polytechnic Overall, 2011-12 to 2013-14

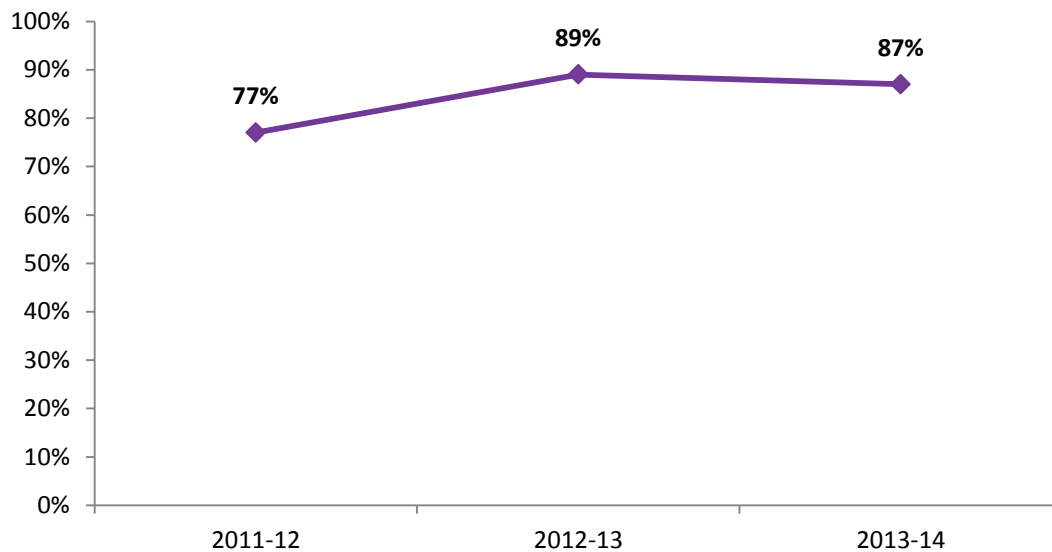


Table 16: Primary Employment Out-of-Province by Choice, by Division, by Base/Continuing Education, 2013-14

	Total Respondents	% Out of Province Employed by Choice
Base Programs		
Business	7	88%
Community Services	4	80%
Industrial Training	8	73%
Nursing	9	100%
Science & Health	12	92%
Technology	15	75%
Total Base	55	83%
CE Programs		
Business	6	100%
Community Services	3	75%
Industrial Training	5	100%
Nursing	2	100%
Science & Health	3	100%
Technology	3	100%
Total CE	22	96%
Saskatchewan Polytechnic Overall	77	87%

Indicate the main reason why you moved out-of-province for employment (Select only one) (Question 20)

Most commonly, personal reasons are cited as the reason for choosing out-of-province employment, although nearly one-quarter say it is due to more employment opportunities. Of note is the increase in those giving this answer, up from 12% in 2012-13.

Table 17: Reason Primary Employment Out-of-Province, Saskatchewan Polytechnic Overall, 2011-12 to 2013-14

	2011-12	2012-13	2013-14
More employment opportunities	17%	12%	23%
Better wages and benefits	20%	16%	14%
Personal Reasons	37%	42%	41%
Other	26%	30%	22%

**Table 18: Reason Primary Employment Out-of-Province,
by Division, by Base/Continuing Education, 2013-14**

	Total Respondents	More Employment Opportunities	Better Wages	Personal Reasons	Other
Base Programs					
Business	7	29%	29%	29%	14%
Community Services	4	25%	0%	25%	50%
Industrial Training	7	43%	14%	43%	0%
Nursing	6	17%	0%	67%	17%
Science & Health	11	18%	18%	55%	9%
Technology	14	21%	21%	29%	29%
Total Base	49	24%	16%	41%	18%
CE Programs					
Business	6	17%	0%	50%	33%
Community Services	3	33%	33%	0%	33%
Industrial Training	5	40%	20%	20%	20%
Nursing	2	0%	0%	50%	50%
Science & Health	2	0%	0%	50%	50%
Technology	2	0%	0%	100%	0%
Total CE	20	20%	10%	40%	30%
Saskatchewan Polytechnic Overall	69	23%	14%	41%	22%

6.0 Applications and Interviews for Employment

6.1 Applications and Interviews

How many employment opportunities have you applied for since completing your training program? (Question 7)

How many employment interviews have you had? (Question 9)

More than two-thirds of respondents sent out fewer than five job applications. On the other end of the spectrum, a small proportion of survey respondents (8%) applied for a more than 20 jobs. Overall, the average was 7.5, which is broadly consistent with the survey results from 2011-12 and 2012-13. The average number of employment interviews was 2.6 in 2013-14, up slightly from past years.

Table 19: Average Number of Employment Applications and Interviews, Saskatchewan Polytechnic Overall, 2011-12 to 2013-14

		2011-12	2012-13	2013-14
Applications	Average	8.5	8.0	7.5
Interviews	Average	2.0	2.1	2.6

7.0 Not Employed

While it is important to determine the percentage of graduates who obtain employment after graduation, it is also important to look at those respondents who were not employed at the time the survey was conducted. In the most recent wave of the survey, 86% of respondents were employed and 14% were not employed.

7.1 Reasons Not Currently Employed

Which of the following best describes the reason why you are currently not employed? (Select only one) (Question 22)

As in past waves of data collection, unemployed graduates most commonly say it is due to returning for more education (39%), personal reasons (21%), or a lack of employment opportunities (17%).

Table 20: Reason Not Employed, Saskatchewan Polytechnic Overall, 2011-12 to 2013-14

	Total Respondents	Returned for Further Education	Quit Employment	No Employment Opportunities	Lack of Experience	Laid Off by Employer	Personal Reasons
2011-12	258	42%	4%	14%	9%	10%	23%
2012-13	264	42%	3%	17%	8%	11%	20%
2013-14	306	39%	2%	17%	11%	9%	21%

Both base (42%) and continuing education (39%) respondents indicate the most common reason for not being employed is a return for further education.

**Table 21: Reason Not Employed,
by Division, Base/Continuing Education, 2013-14**

	Total Respondents	Returned for further education	Quit employment	No employment opportunities	Lack of experience	Laid off by employer	Personal reasons
Base Programs							
Business	45	60%	4%	11%	9%	2%	13%
Community Services	33	61%	0%	9%	6%	0%	24%
Industrial Training	40	10%	3%	25%	13%	28%	23%
Nursing	12	0%	0%	17%	33%	0%	50%
Science & Health	13	54%	15%	15%	0%	0%	15%
Technology	35	46%	0%	20%	23%	9%	3%
Total Base	178	42%	3%	16%	13%	8%	18%
CE Programs							
Business	24	50%	0%	21%	0%	4%	25%
Community Services	44	45%	0%	11%	2%	0%	41%
Industrial Training	27	11%	4%	11%	22%	33%	19%
Nursing	0	0%	0%	0%	0%	0%	0%
Science & Health	9	44%	0%	22%	11%	0%	22%
Technology	24	29%	4%	33%	13%	13%	8%
Total CE	128	36%	2%	18%	9%	10%	26%
Saskatchewan Polytechnic Overall	306	39%	2%	17%	11%	9%	21%

7.2 Employed Since Graduating from Saskatchewan Polytechnic

Have you worked at all since completing your training program (includes part-time or casual positions)? (Question 23)

Was the most recent work directly related to the education and training you received in your program? (Question 24)

Are you scheduled to return to work in the future? (Question 25)

The proportion of unemployed respondents who say they have worked at all since the completion of their training continues to trend downward (2011-12: 71%, 2012-13: 67%, 2013-14: 66%). Among those who have worked since graduation, the proportion who says that the work was directly related to their training has declined 11 percentage points since 2012-13 (from 61% down to 52%).

About half of respondents currently unemployed indicate they are scheduled to return to work in the future.

Table 22: Graduates not Employed - Work Experience since Graduation, Saskatchewan Polytechnic Overall, 2011-12 to 2013-14

	2011-12	2012-13	2013-14
Have Worked Since Completion of Training	71%	67%	66%
Work Directly Related to Training Received	58%	61%	52%
Scheduled to Return to Work	57%	51%	49%

Unemployed base program respondents (73%) are more likely than continuing education respondents (57%) to have worked since the completion of their program and to have that work be directly related to their training (base: 53%, continuing education: 49%).

**Table 23: Graduates not Employed - Work Experience since Graduation,
by Division, by Base/Continuing Education, 2013-14**

	Have Worked Since Completion of Training	Work Directly Related to Training Received	Scheduled to Return to Work
Base Programs			
Business	69%	29%	62%
Community Services	70%	70%	48%
Industrial Training	80%	69%	48%
Nursing	58%	43%	42%
Science & Health	85%	55%	38%
Technology	74%	50%	43%
Total Base	73%	53%	49%
CE Programs			
Business	50%	50%	42%
Community Services	55%	63%	55%
Industrial Training	67%	61%	56%
Nursing	0%	0%	0%
Science & Health	67%	17%	67%
Technology	54%	23%	25%
Total CE	57%	49%	48%
Saskatchewan Polytechnic Overall	66%	52%	49%

7.3 Actively Looking for Work

Are you actively looking for work at present? (Question 26)

Of those who were not employed, 43% half reported that they were actively looking for work.

Note: Respondents that were not employed but pursuing full-time studies at the time of the survey were not considered as actively looking for work.

Figure 15: Looking for Work, Saskatchewan Polytechnic Overall, 2011-12 to 2013-14

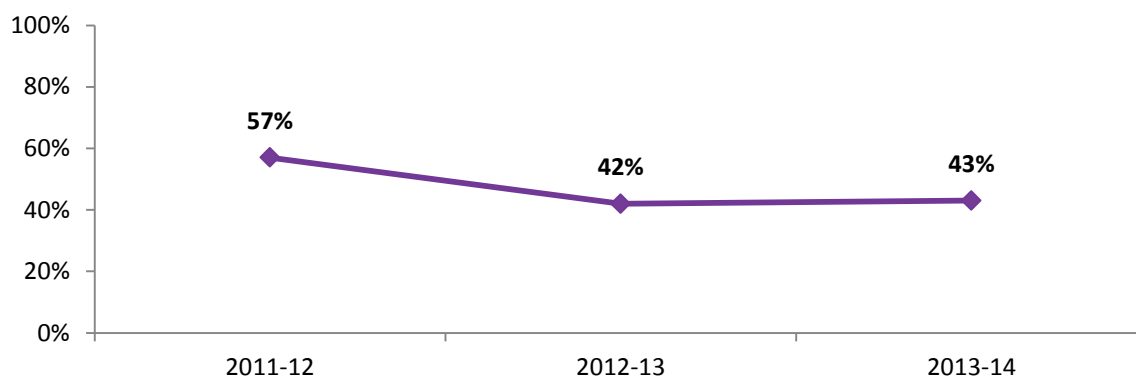
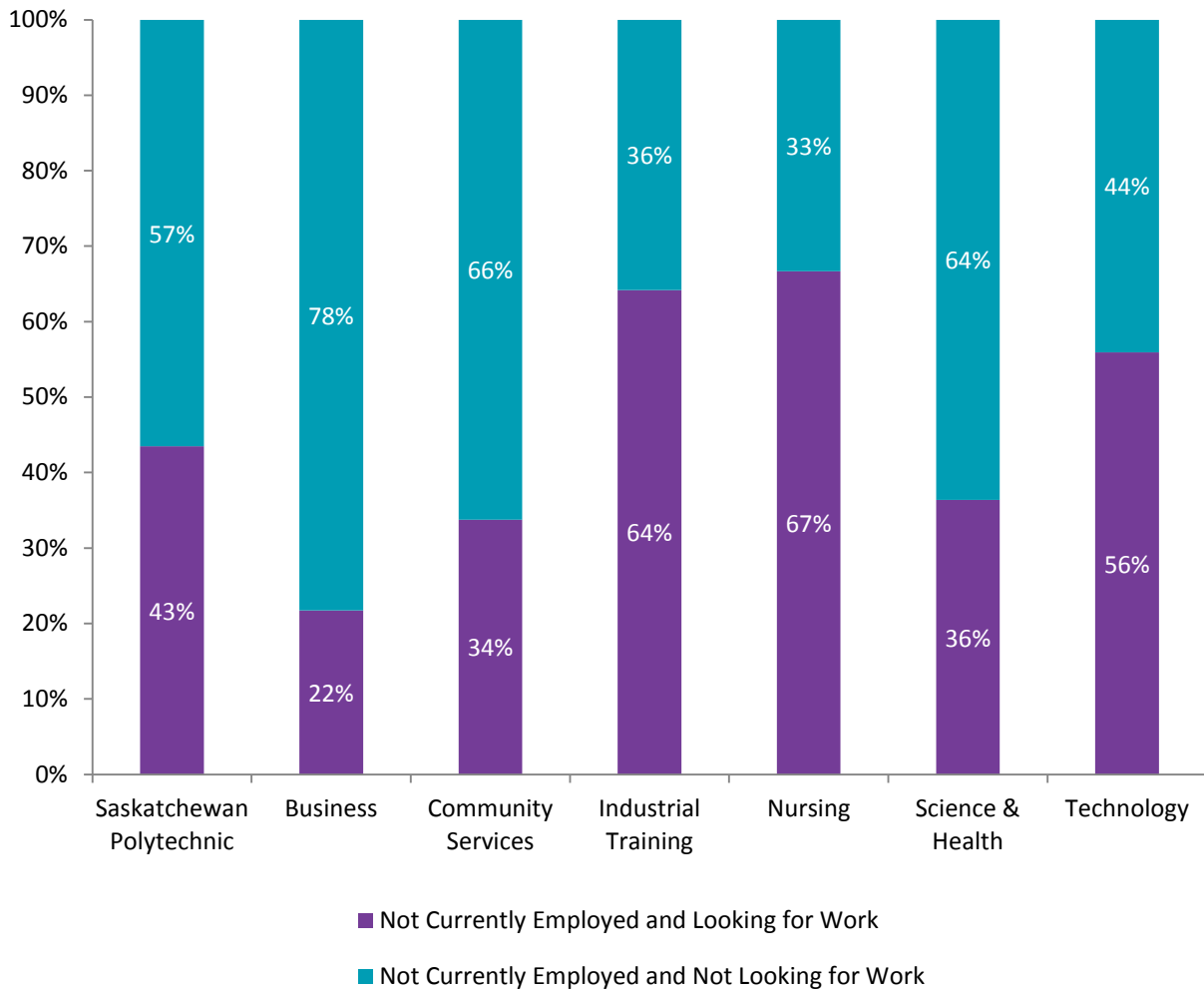


Table 24: Looking for Work, by Division, 2013-14

	Total Number of Unemployed Graduates	Looking for Work		Not Looking for Work	
		#	%	#	%
Business	69	15	22%	54	78%
Community Services	77	26	34%	51	66%
Industrial Training	67	43	64%	24	36%
Nursing	12	8	67%	4	33%
Science & Health	22	8	36%	14	64%
Technology	59	33	56%	26	44%
Overall	306	133	43%	173	57%

Figure 16: Looking for Work, by Division, 2013-14



8.0 Further Education or Training

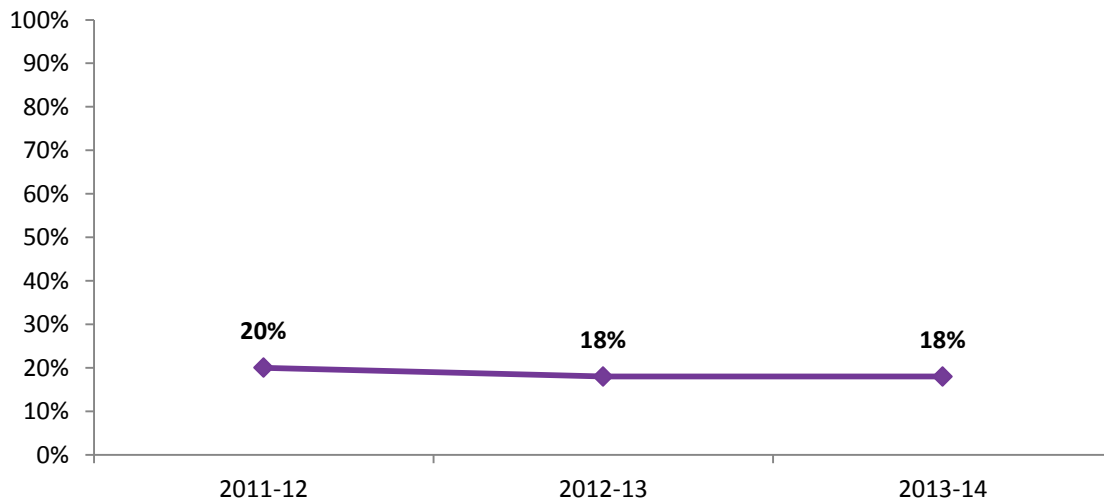
All respondents were then asked if, at the time of the survey (regardless of employment status), whether they were enrolled in further education or training.

8.1 Respondents Pursuing Further Education or Training

Are you currently enrolled in an education or training program? (Question 28)

As with previous results, about one-fifth (18%) of respondents were currently enrolled in further education or training.

Figure 17: Graduates Pursuing Further Education or Training, Saskatchewan Polytechnic Overall, 2011-12 to 2013-14



Among base respondents, those graduating from programs in Business (33%) and Community Services (27%) are the most likely to be enrolled in an education or training program. Among continuing education respondents, graduates from Community Services (25%) and Technology (23%) are the most likely.

**Table 25: Graduates Pursuing Further Education or Training, by Division,
By Base/Continuing Education, 2013-14**

	Total Respondents	Currently Enrolled in Education/Training Program
Base Programs		
Business	236	33%
Community Services	231	27%
Industrial Training	234	16%
Nursing	182	15%
Science & Health	261	11%
Technology	276	11%
Total Base¹	1,426	19%
CE Programs		
Business	153	19%
Community Services	170	25%
Industrial Training	106	14%
Nursing	54	6%
Science & Health	141	12%
Technology	71	23%
Total CE	695	18%
Saskatchewan Polytechnic Overall¹	2,121	18%

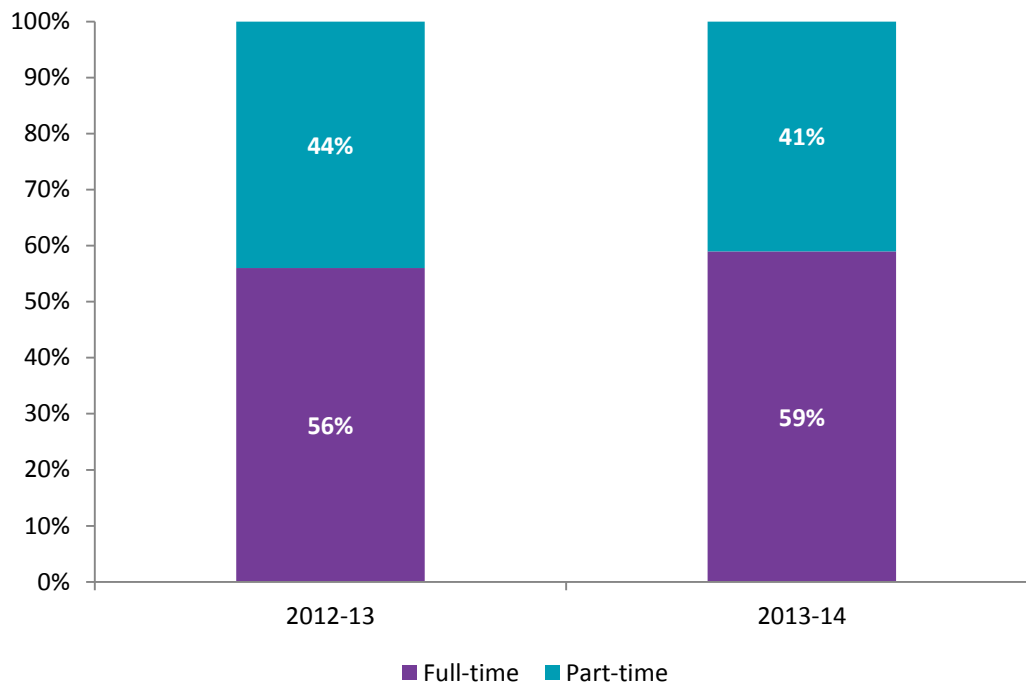
1. Includes six respondents not affiliated with any of the six primary academic divisions.

8.2 Full-Time or Part-Time Students

Are you attending this training primarily as a full-time or part-time student? (Question 29)

Among those currently enrolled in further education, 59% are enrolled full-time, while the remainder (41%) are enrolled part-time. This is consistent overall for base and continuing education students.

Figure 18: Graduates Pursuing Further Education Full-Time or Part-Time, Saskatchewan Polytechnic Overall, 2012-13 to 2013-14



**Table 26: Graduates Pursuing Further Education Full-Time or Part-Time,
by Division, by Base/Continuing Education, 2013-14**

	Total Respondents	Attending as Full-Time Student	Attending as Part-Time Student
Base Programs			
Business	77	69%	31%
Community Services	63	70%	30%
Industrial Training	38	53%	47%
Nursing	27	22%	78%
Science & Health	30	50%	50%
Technology	30	70%	30%
Total Base	265	60%	40%
CE Programs			
Business	29	52%	48%
Community Services	43	63%	37%
Industrial Training	15	67%	33%
Nursing	3	33%	67%
Science & Health	17	65%	35%
Technology	16	44%	56%
Total CE	123	58%	42%
Saskatchewan Polytechnic Overall	388	59%	41%

8.3 Type of Further Education or Training

Which type of training is it? (Select Only One) (Question 30)

Among those currently enrolled in further education or training, it is most common for enrollment to be in the same Saskatchewan Polytechnic program (35%) or a university program (18%). Note that the proportion enrolling in the same program continues to increase year over year.

Table 27: Type of Further Training, Saskatchewan Polytechnic Overall, 2011-12 to 2013-14

	2011-12	2012-13	2013-14
Same Sask Polytech program (different credential)	29%	32%	35%
Different Sask Polytech program	19%	16%	14%
Post-secondary program at another institute	8%	7%	8%
Apprenticeship program	14%	12%	12%
University program	18%	20%	18%
Other program	13%	13%	13%

Table 28: Type of Further Training, By Division, by Base/Continuing Education, 2013-14

	Same Sask Polytech program (different credential)	Different Sask Polytech program	Post-secondary program at another institute	Apprenticeship program	University program	Other program
Base Programs						
Business	49%	13%	10%	0%	23%	4%
Community Services	49%	13%	3%	11%	16%	8%
Industrial Training	18%	8%	8%	58%	3%	5%
Nursing	30%	11%	4%	0%	22%	33%
Science & Health	13%	10%	7%	3%	23%	43%
Technology	20%	20%	13%	10%	27%	10%
Total Base	35%	12%	8%	12%	19%	13%
CE Programs						
Business	21%	17%	3%	0%	41%	17%
Community Services	58%	19%	5%	0%	9%	9%
Industrial Training	0%	7%	20%	60%	7%	7%
Nursing	67%	0%	0%	0%	0%	33%
Science & Health	12%	47%	6%	6%	18%	12%
Technology	44%	6%	19%	19%	0%	13%
Total CE	34%	19%	8%	11%	16%	12%
Saskatchewan Polytechnic Overall	35%	14%	8%	12%	18%	13%

9.0 Program Assessment

Respondents were asked to assess the overall quality of the program(s) they studied at Saskatchewan Polytechnic and the training they received prepared them for employment.

9.1 Quality of Program

How satisfied were you with the overall quality of training you received in your program? (Question 4)

The vast majority of respondents continue to be satisfied with the training received in their program (96%: 53% satisfied and 43% very satisfied).

Table 29: Overall Quality of Training, Saskatchewan Polytechnic Overall, 2011-12 to 2013-14

	Total Respondents	Very Satisfied	Satisfied	Dissatisfied	Very Dissatisfied	Don't Know
2011-12	2,076	43%	55%	3%	1%	0%
2012-13	2,144	44%	51%	3%	1%	0%
2013-14	2,121	43%	53%	3%	1%	0.4%

Table 30: Overall Quality of Training, by Base/Continuing Education, 2013-14

	Total Respondents	Very Satisfied	Satisfied	Dissatisfied	Very Dissatisfied	Don't Know
Base Programs	1,426	42%	54%	3%	1%	0.4%
CE Programs	695	46%	51%	3%	1%	0.4%
Saskatchewan Polytechnic Overall	2,121	43%	53%	3%	1%	0.4%

The percentage of respondents satisfied with the overall quality of training in their program was very high for all divisions. There was some variability in division results among the proportion stating “very satisfied” versus “satisfied”.

Figure 19: Overall Quality of Training, by Division, 2013-14



9.2 Training Preparedness for Employment

Based on the training you received, how satisfied were you with your preparation for employment in your field of study? (Question 5)

When asked how well the training program prepared them for employment in their field of study, the vast majority of respondents say they are satisfied (91%: 57% satisfied and 34% very satisfied).

Table 31: Training Prepared for Employment in Field of Study, Saskatchewan Polytechnic Overall, 2011-12 to 2013-14

	Total Respondents	Very Satisfied	Satisfied	Dissatisfied	Very Dissatisfied	Don't Know
2011-12	2,076	35%	59%	5%	1%	1%
2012-13	2,144	37%	54%	5%	1%	2%
2013-14	2,121	34%	57%	6%	1%	2%

Base and continuing education programs show a similar overall satisfaction with base programs at 92% (59% satisfied and 33% very satisfied), and continuing education at 91% (53% satisfied and 38% very satisfied). In terms of divisions, the level of satisfaction is highest for the Science & Health.

Table 32: Training Prepared for Employment in Field of Study, by Base/Continuing Education, 2013-14

	Total Respondents	Very Satisfied	Satisfied	Dissatisfied	Very Dissatisfied	Don't Know
Base Programs	1,426	33%	59%	5%	1%	2%
CE Programs	695	38%	53%	6%	1%	2%
Saskatchewan Polytechnic Overall	2,121	34%	57%	6%	1%	2%

Figure 20: Training Prepared for Employment in Field of Study, by Division, 2013-14



10.0 Demographics

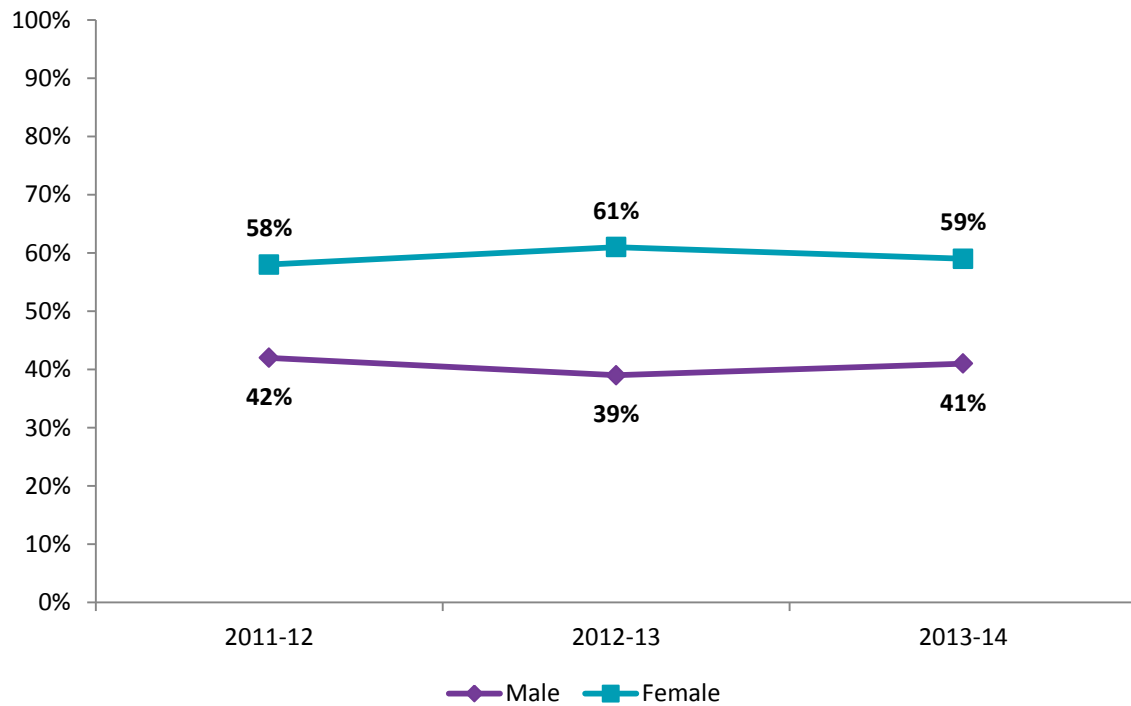
Saskatchewan Polytechnic is committed to achieving and maintaining a student body and a workforce that fairly represents the population of Saskatchewan through its continuing efforts to remove systemic barriers and provide reasonable accommodation.

10.1 Gender

Identify your gender. (Question 31)

As in years past, more than half of respondents to the survey are female (59%).

Figure 21: Gender, Saskatchewan Polytechnic Overall, 2011-12 to 2013-14



A majority of respondents are female for most divisions, with the exception of Industrial Training, Technology, and Education Services.

Table 33: Gender, by Division, by Base/Continuing Education, 2013-14

	Total Respondents	Male	Female
Base Programs			
Business	236	32%	68%
Community Services	231	19%	81%
Industrial Training	234	85%	15%
Nursing	182	17%	83%
Science & Health	261	25%	75%
Technology	276	77%	23%
Total Base¹	1,426	44%	56%
CE Programs			
Business	153	21%	79%
Community Services	170	20%	80%
Industrial Training	106	85%	15%
Nursing	54	4%	96%
Science & Health	141	11%	89%
Technology	71	90%	10%
Total CE	695	34%	66%
Saskatchewan Polytechnic Overall¹	2,121	41%	59%

1. Includes six respondents not affiliated with any of the six primary academic divisions.

10.2 Age

How old were you on June 30, 2014? (Question 32)

Consistent with 2012-12, and 2013-14, most respondents are aged 20-24 (40%) or 25-34 (28%). Nearly half (47%) of respondents from base programs are in the 20 – 24 age category. By comparison, a greater proportion of continuing education respondents are in the 25 – 34 and 35 – 54 age categories.

Table 34: Age, Saskatchewan Polytechnic Overall, 2011-12 to 2013-14

	2011-12	2012-13	2013-14
Total Respondents	2,034	2,084	2,121
<20	19%	14%	13%
20 - 24	39%	41%	40%
25 - 34	24%	27%	28%
35 - 54	16%	17%	15%
55+	1%	2%	1%
Prefer not to say	0%	0%	2%

Table 35: Age, by Division, by Base/Continuing Education, 2013-14

	Total Respondents	<20	20 - 24	25 - 34	35 - 54	55+	PNTS
Base Programs							
Business	236	13%	50%	27%	8%	0%	1%
Community Services	231	17%	54%	19%	7%	1%	3%
Industrial Training	234	38%	39%	14%	6%	%	2%
Nursing	182	1%	18%	43%	33%	1%	5%
Science & Health	261	8%	56%	28%	6%	0%	2%
Technology	276	8%	56%	26%	8%	1%	2%
Total Base¹	1,426	14%	47%	26%	10%	0%	2%
CE Programs							
Business	153	8%	22%	38%	27%	3%	3%
Community Services	170	8%	32%	32%	21%	5%	2%
Industrial Training	106	25%	28%	29%	14%	2%	2%
Nursing	54	2%	17%	52%	24%	4%	2%
Science & Health	141	2%	19%	26%	45%	4%	3%
Technology	71	34%	38%	25%	3%	0%	0%
Total CE	695	11%	26%	33%	25%	3%	2%
Saskatchewan Polytechnic Overall¹	2,121	13%	40%	28%	15%	1%	2%

1. Includes six respondents not affiliated with any of the six primary academic divisions.

10.3 Aboriginal Ancestry Declaration

Are you of Aboriginal Ancestry? (Question 33)

In this most recent wave of the survey, 17% of respondents identified as having Aboriginal ancestry. Of these, the majority identified as Metis (42%) or Status/Treaty Indian (53%). In base programs this is 50% Metis and 45% Status/Treaty Indian, while those of Aboriginal Ancestry in Continuing Education are primarily Status/Treaty Indian (60%) and Metis (34%).

Table 36: Aboriginal Ancestry, Saskatchewan Polytechnic Overall, 2011-12 to 2013-14

	2011-12	2012-13	2013-14
Total	332	361	356
Status/Treaty Indian	48%	44%	53%
Metis	45%	50%	42%
Non-Status Indian	6%	6%	4%
Inuit	0%	0.3%	0%
Preferred not to say	0%	0%	2%

Table 37: Aboriginal Ancestry, by Division, by Base/Continuing Education, 2013-14

	Status/Treaty Indian	Metis	Non-Status Indian	Inuit	PNTS
Base Programs					
Business	57%	35%	4%	0%	4%
Community Services	61%	39%	0%	0%	0%
Industrial Training	41%	50%	3%	0%	6%
Nursing	41%	41%	18%	0%	0%
Science & Health	29%	71%	0%	0%	0%
Technology	28%	68%	4%	0%	0%
Total Base	45%	49%	3%	0%	2%
CE Programs					
Business	53%	47%	0%	0%	0%
Community Services	72%	25%	1%	0%	1%
Industrial Training	77%	19%	4%	0%	0%
Nursing	60%	40%	0%	0%	0%
Science & Health	40%	56%	4%	0%	0%
Technology	33%	33%	22%	0%	12%
Total CE	60%	34%	4%	0%	2%
Saskatchewan Polytechnic Overall	53%	42%	4%	0%	1%

10.4 Visible Minority Declaration

Do you consider yourself a member of a visible minority? (Question 35)

The percentage of respondents that consider themselves as a member of a visible minority was 14% in 2013-14, up from 9% in 2011-12 and 12% in 2012-13.

Figure 22: Visible Minority Identification, Saskatchewan Polytechnic Overall, 2011-12 to 2013-14

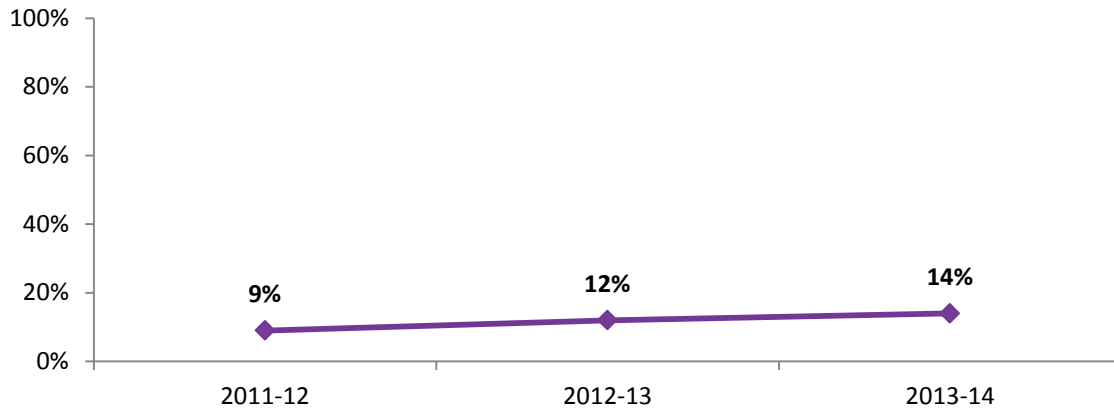


Table 38: Visible Minority Identification, by Division, by Base/Continuing Education, 2013-14

	Total Respondents	Total V.M. Respondents	% Visible Minority Identification
Base Programs			
Business	235	53	23%
Community Services	230	32	14%
Industrial Training	232	30	13%
Nursing	182	29	16%
Science & Health	261	42	16%
Technology	276	32	12%
Total Base	1,422¹	218	15%
CE Programs			
Business	152	17	11%
Community Services	169	11	7%
Industrial Training	104	14	13%
Nursing	54	5	9%
Science & Health	139	26	19%
Technology	71	1	1%
Total CE	689	74	11%
Saskatchewan Polytechnic Overall	2,111¹	292	14%

1. Includes six respondents not affiliated with any of the six primary academic divisions.

10.5 Persons with Disabilities Declaration

Do you consider yourself a person with a disability? (Question 36)

The proportion of Saskatchewan Polytechnic respondents self-identifying as a person with a disability remained constant at 6% in the 2013-14 wave of the survey.

Figure 23: Persons with Disabilities Identification, Saskatchewan Polytechnic Overall, 2011-12 to 2013-14

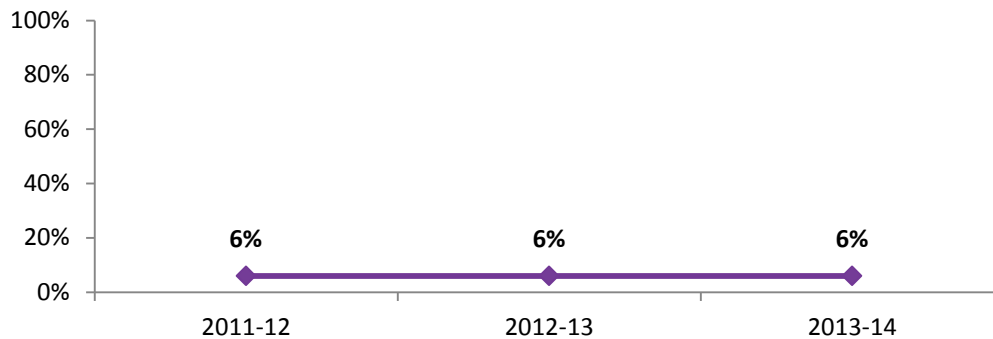


Table 39: Persons with Disabilities Identification, by Division, by Base/Continuing Education, 2013-14

	Total Respondents	Total Respondents with Disabilities	Disabilities Identification
Base Programs			
Business	236	14	6%
Community Services	231	27	12%
Industrial Training	234	16	7%
Nursing	182	10	5%
Science & Health	261	16	6%
Technology	276	12	4%
Total Base	1,426¹	95	7%
CE Programs			
Business	153	6	4%
Community Services	170	11	6%
Industrial Training	106	12	11%
Nursing	54	2	4%
Science & Health	141	5	4%
Technology	71	2	3%
Total CE	695	38	5%
Saskatchewan Polytechnic Overall	2,121¹	134	6%

1. Includes six respondents not affiliated with any of the six primary academic divisions.

Finally, respondents were asked to provide general comments at the end of the survey regarding the programs and services offered by Saskatchewan Polytechnic. These comments were distributed to all deans and management for their review and consideration.

11.0 Summary Pages and Program Pages

Summary Page – Saskatchewan Polytechnic Overall

Sask Polytech

Overall

Graduates: 3548

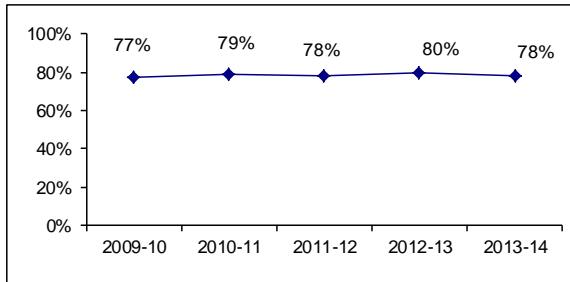
Respondents: 2121

Response Rate: 60%

EMPLOYMENT STATUS

		(% available to work)
Available to work	1948	
Employed	1815	93%
Full-time	1393	72%
Part-time/casual	422	22%
Employed part-time/casual by choice	240	12%
Training-related employed	1528	78%
Full-time training-related employed	1183	61%
Part-time/Casual training-related employed	345	18%
Self-employed	78	4%
Unemployed (not working, but looking for work)	133	7%
Not Available to work (not working, and not looking for work)	173	

TREND OF TRAINING-RELATED EMPLOYMENT



FULL-TIME TRAINING-RELATED MONTHLY SALARY

Highest	\$11,250	
Average	\$3,530	n = 1110
Median	\$3,212	
Lowest	\$1,530	

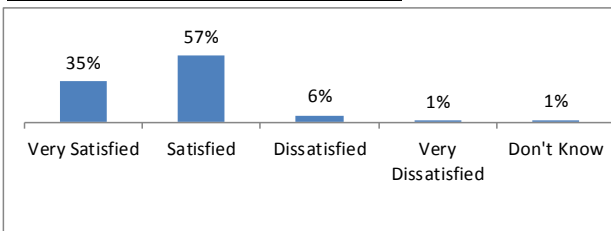
LOCATION OF TRAINING-RELATED EMPLOYMENT

		n = 1528
Regina	27%	419
Saskatoon	26%	395
Prince Albert	6%	97
Moose Jaw	4%	61
Other Saskatchewan location	32%	482
Outside Saskatchewan	5%	74

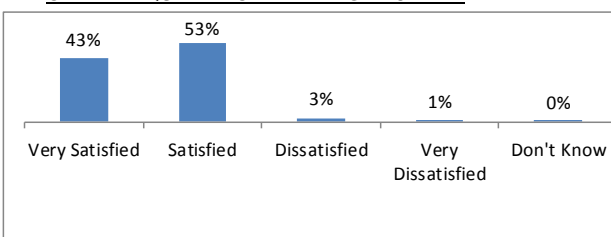
Employed out-of-province (Training & Non-Training Related Employment)

n = 89	By choice	77
Reasons why employed outside Saskatchewan		
More employment opportunities	16	n = 54
Better wages and benefits	10	
Personal reasons	28	

TRAINING PREPARED FOR EMPLOYMENT



OVERALL QUALITY OF TRAINING RECEIVED



NOT EMPLOYED

n = 306

Reason not currently employed

Returned for further education	120
Quit employment	7
No employment opportunities	52
Lack of experience	34
Laid off by employer	28
Personal Reasons	65

Actively looking for work

n = 306

Yes = 133 No = 173

Have worked since completing training

Yes = 203 No = 103 n = 306

Work was training related

Yes = 105 No = 98 n = 203

Scheduled to return to work in the future

Yes = 149 No = 157 n = 306

PURSuing FURTHER EDUCATION

Currently enrolled in further education

Yes = 389 No = 1732 n = 2121

Type of further education

Sask Polytech program	192	n = 389
University program	71	
Apprenticeship program	46	
Other Post-Secondary program	30	
Other program	50	

Notes:

n: Number of respondents to the question

Available to work: The employed and the not employed who are looking for work

Summary Page – All Base Programs

Sask Polytech

Base

Graduates: 2209

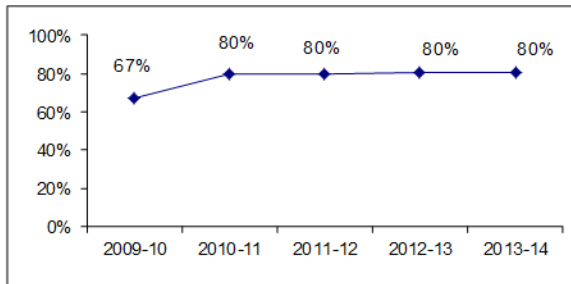
Respondents: 1426

Response Rate: 65%

EMPLOYMENT STATUS

		(% available to work)
Available to work	1322	
Employed	1248	94%
Full-time	990	75%
Part-time/casual	258	20%
Employed part-time/casual by choice	144	11%
Training-related employed	1062	80%
Full-time training-related employed	854	65%
Part-time/Casual training-related employed	208	16%
Self-employed	49	4%
Unemployed (not working, but looking for work)	74	6%
Not available to work (not working, and not looking for work)	104	

TREND OF TRAINING-RELATED EMPLOYMENT



FULL-TIME TRAINING-RELATED MONTHLY SALARY

Highest	\$11,250	
Average	\$3,612	n = 810
Median	\$3,300	
Lowest	\$1,530	

LOCATION OF TRAINING-RELATED EMPLOYMENT

Location	Percentage	Count
Regina	31%	334
Saskatoon	31%	326
Prince Albert	7%	73
Moos e Jaw	4%	42
Other Saskatchewan location	22%	230
Outside Saskatchewan	5%	57

Employed out-of-province (Training & Non-Training Related Employment)

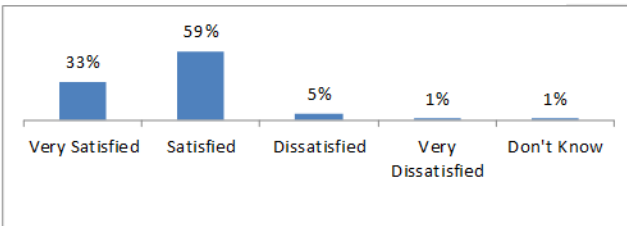
n = 66	By choice	55
--------	-----------	----

Reasons why employed outside Saskatchewan

More employment opportunities	12	n = 40
Better wages and benefits	8	
Personal reasons	20	

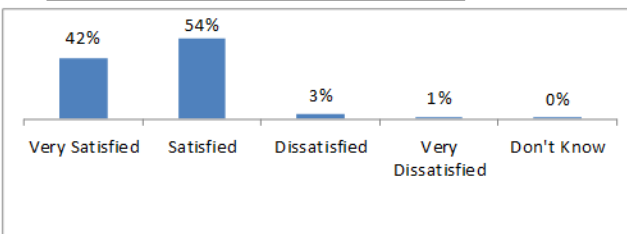
TRAINING PREPARED FOR EMPLOYMENT

n = 1426



OVERALL QUALITY OF TRAINING RECEIVED

n = 1426



Notes:

n: Number of respondents to the question

Available to work: The employed and the not employed who are looking for work

NOT EMPLOYED

n = 178

Reason not currently employed

n = 178

Returned for further education	74
Quit employment	5
No employment opportunities	29
Lack of experience	23
Laid off by employer	15
Personal Reasons	32

Actively looking for work

n = 178

Yes = 74 No = 104

Have worked since completing training

Yes = 130 No = 48 n = 178

Work was training related

Yes = 69 No = 61 n = 130

Scheduled to return to work in the future

Yes = 88 No = 90 n = 178

PURSUING FURTHER EDUCATION

Currently enrolled in further education

Yes = 266 No = 1160 n = 1426

Type of further education

n = 266

Sask Polytech program	127
University program	51
Apprenticeship program	33
Other Post-Secondary program	20
Other program	35

Summary Page – All Continuing Education Programs

Sask Polytech

Continuing Education

Graduates: 1339

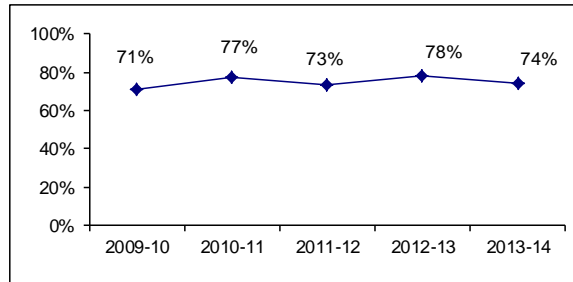
Respondents: 695

Response Rate: 52%

EMPLOYMENT STATUS

	(% available to work)	
Available to work	626	
Employed	567	91%
Full-time	403	64%
Part-time/casual	164	26%
Employed part-time/casual by choice	96	15%
Training-related employed	466	74%
Full-time training-related employed	329	53%
Part-time/Casual training-related employed	137	22%
Self-employed	29	5%
Unemployed (not working, but looking for work)	59	9%
Not Available to work (not working, and not looking for work)	69	

TREND OF TRAINING-RELATED EMPLOYMENT



FULL-TIME TRAINING-RELATED MONTHLY SALARY

Highest	\$6,900	
Average	\$3,309	n = 300
Median	\$3,130	
Lowest	\$1,530	

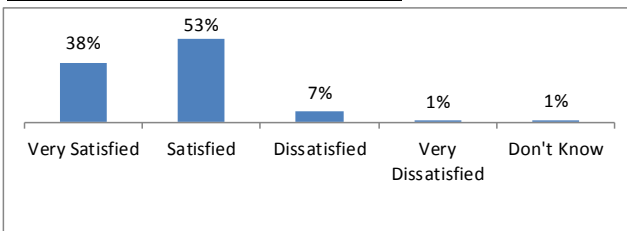
LOCATION OF TRAINING-RELATED EMPLOYMENT

		n = 466
Regina	18%	85
Saskatoon	15%	69
Prince Albert	5%	24
Moose Jaw	4%	19
Other Saskatchewan location	54%	252
Outside Saskatchewan	4%	17

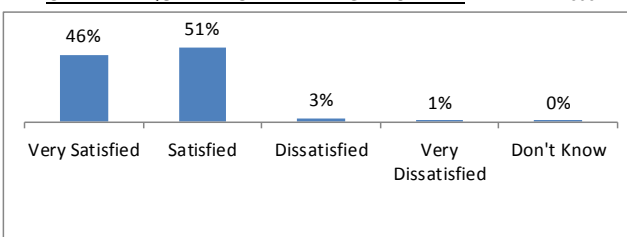
Employed out-of-province (Training & Non-Training Related Employment)

n = 23	By choice	22
Reasons why employed outside Saskatchewan		
More employment opportunities	4	n = 14
Better wages and benefits	2	
Personal reasons	8	

TRAINING PREPARED FOR EMPLOYMENT



OVERALL QUALITY OF TRAINING RECEIVED



NOT EMPLOYED

n = 128

Reason not currently employed	n = 128
Returned for further education	46
Quit employment	2
No employment opportunities	23
Lack of experience	11
Laid off by employer	13
Personal Reasons	33

Actively looking for work

n = 128

Yes = 59 No = 69

Have worked since completing training

Yes = 73 No = 55 n = 128

Work was training related

Yes = 36 No = 37 n = 73

Scheduled to return to work in the future

Yes = 61 No = 67 n = 128

PURSuing FURTHER EDUCATION

Currently enrolled in further education

Yes = 123 No = 572 n = 695

Type of further education

Type of further education	n = 123
Sask Polytech program	65
University program	20
Apprenticeship program	13
Other Post-Secondary program	10
Other program	15

Notes:

n: Number of respondents to the question

Available to work: The employed and the not employed who are looking for work

Summary Page – Business Division Overall

Business Division

Overall

Graduates: 619

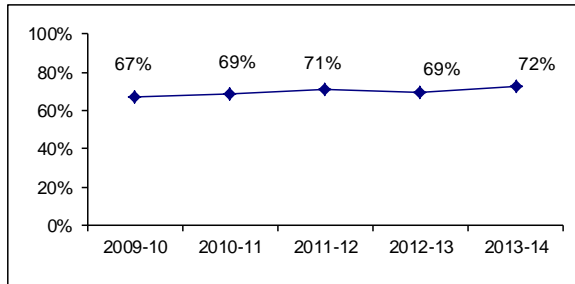
Respondents: 389

Response Rate: 63%

EMPLOYMENT STATUS

	(% available to work)
Available to work	335
Employed	320 96%
Full-time	260 78%
Part-time/casual	60 18%
Employed part-time/casual by choice	42 13%
Training-related employed	242 72%
Full-time training-related employed	203 61%
Part-time/Casual training-related employed	39 12%
Self-employed	20 6%
Unemployed (not working, but looking for work)	15 4%
Not Available to work (not working, and not looking for work)	54

TREND OF TRAINING-RELATED EMPLOYMENT



FULL-TIME TRAINING-RELATED MONTHLY SALARY

Highest	\$6,900	
Average	\$3,170	n = 191
Median	\$3,000	
Lowest	\$1,530	

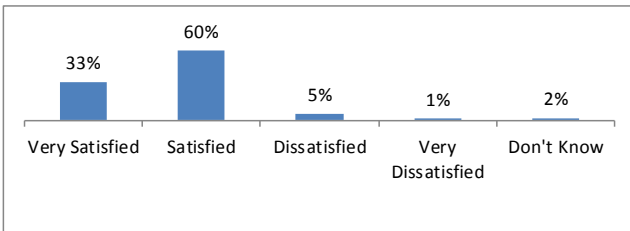
LOCATION OF TRAINING-RELATED EMPLOYMENT

		n = 242
Regina	41%	99
Saskatoon	14%	33
Prince Albert	6%	15
Moose Jaw	6%	14
Other Saskatchewan location	30%	72
Outside Saskatchewan	4%	9

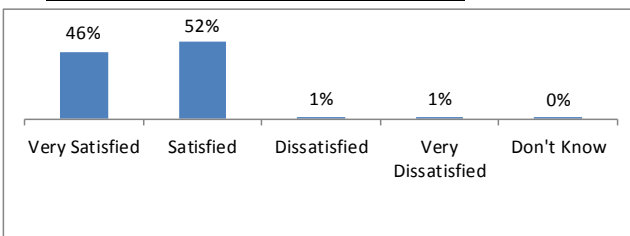
Employed out-of-province (Training & Non-Training Related Employment)

n = 14	By choice	13
Reasons why employed outside Saskatchewan		
More employment opportunities	3	n = 10
Better wages and benefits	2	
Personal reasons	5	

TRAINING PREPARED FOR EMPLOYMENT



OVERALL QUALITY OF TRAINING RECEIVED



NOT EMPLOYED

n = 69

Reason not currently employed	n = 69
Returned for further education	39
Quit employment	2
No employment opportunities	10
Lack of experience	4
Laid off by employer	2
Personal Reasons	12

Actively looking for work

n = 69

Yes = 15 No = 54

Have worked since completing training

Yes = 43 No = 26 n = 69

Work was training related

Yes = 15 No = 28 n = 43

Scheduled to return to work in the future

Yes = 38 No = 31 n = 69

PURSUIING FURTHER EDUCATION

Currently enrolled in further education

Yes = 106 No = 283 n = 389

Type of further education

Sask Polytech program	59	n = 106
University program	30	
Apprenticeship program	0	
Other Post-Secondary program	9	
Other program	8	

Notes:

n: Number of respondents to the question

Available to work: The employed and the not employed who are looking for work

Summary Page – Business Division Base Programs

Business

Base

Graduates: 356

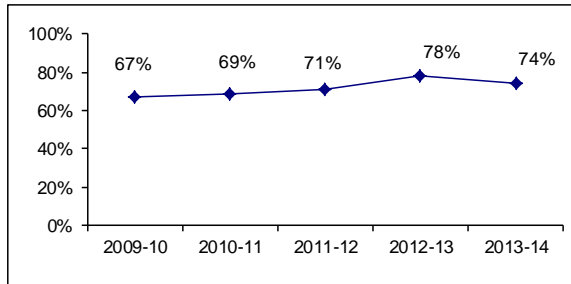
Respondents: 236

Response Rate: 66%

EMPLOYMENT STATUS

	(% available to work)	
Available to work	199	
Employed	191	96%
Full-time	156	78%
Part-time/casual	35	18%
Employed part-time/casual by choice	29	15%
Training-related employed	148	74%
Full-time training-related employed	127	64%
Part-time/Casual training-related employed	21	11%
Self-employed	10	5%
Unemployed (not working, but looking for work)	8	4%
Not Available to work (not working, and not looking for work)	37	

TREND OF TRAINING-RELATED EMPLOYMENT



FULL-TIME TRAINING-RELATED MONTHLY SALARY

Highest	\$6,318	
Average	\$3,097	n = 122
Median	\$2,865	
Lowest	\$1,530	

LOCATION OF TRAINING-RELATED EMPLOYMENT

Location	Percentage	Count	n = 148
Regina	55%	81	
Saskatoon	12%	18	
Prince Albert	8%	12	
Moose Jaw	9%	14	
Other Saskatchewan location	13%	19	
Outside Saskatchewan	3%	4	

Employed out-of-province (Training & Non-Training Related Employment)
n = 8

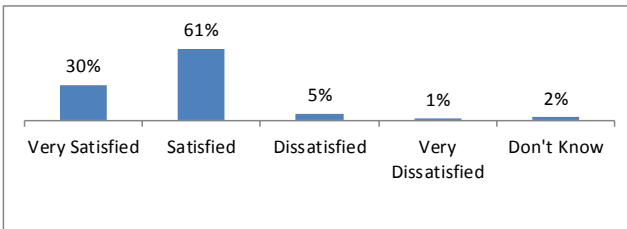
By choice 7

Reasons why employed outside Saskatchewan

More employment opportunities	2	n = 6
Better wages and benefits	2	
Personal reasons	2	

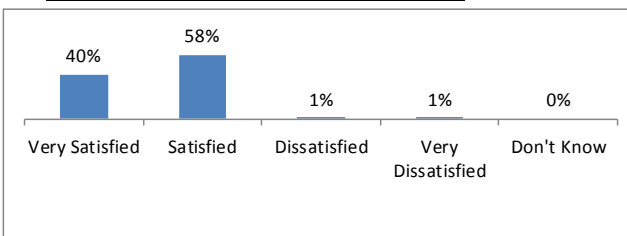
TRAINING PREPARED FOR EMPLOYMENT

n = 236



OVERALL QUALITY OF TRAINING RECEIVED

n = 236



Notes:

n: Number of respondents to the question

Available to work: The employed and the not employed who are looking for work

NOT EMPLOYED

n = 45

Reason not currently employed

n = 45

Returned for further education	27
Quit employment	2
No employment opportunities	5
Lack of experience	4
Laid off by employer	1
Personal Reasons	6

Actively looking for work

n = 45

Yes = 8 No = 37

Have worked since completing training

Yes = 31 No = 14 n = 45

Work was training related

Yes = 9 No = 22 n = 31

Scheduled to return to work in the future

Yes = 28 No = 17 n = 45

PURSUING FURTHER EDUCATION

Currently enrolled in further education

Yes = 77 No = 159 n = 236

Type of further education

n = 77

Sask Polytech program	48
University program	18
Apprenticeship program	0
Other Post-Secondary program	8
Other program	3

Summary Page – Business Division Continuing Education Programs

Business Division

Continuing Education

Graduates: 263

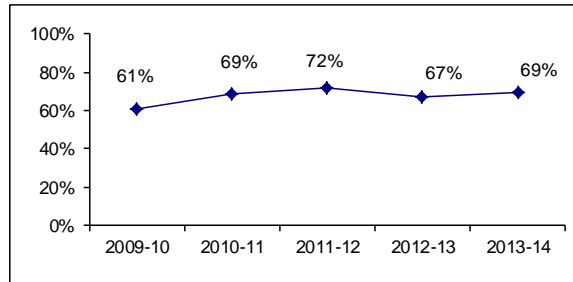
Respondents: 153

Response Rate: 58%

EMPLOYMENT STATUS

	(% available to work)
Available to work	136
Employed	129 95%
Full-time	104 76%
Part-time/casual	25 18%
Employed part-time/casual by choice	13 10%
Training-related employed	94 69%
Full-time training-related employed	76 56%
Part-time/Casual training-related employed	18 13%
Self-employed	10 7%
Unemployed (not working, but looking for work)	7 5%
Not Available to work (not working, and not looking for work)	17

TREND OF TRAINING-RELATED EMPLOYMENT



FULL-TIME TRAINING-RELATED MONTHLY SALARY

Highest	\$6,900	
Average	\$3,298	n = 69
Median	\$3,000	
Lowest	\$1,530	

LOCATION OF TRAINING-RELATED EMPLOYMENT

		n = 94
Regina	19%	18
Saskatoon	16%	15
Prince Albert	3%	3
Moose Jaw	0%	0
Other Saskatchewan location	56%	53
Outside Saskatchewan	5%	5

Employed out-of-province (Training & Non-Training Related Employment)

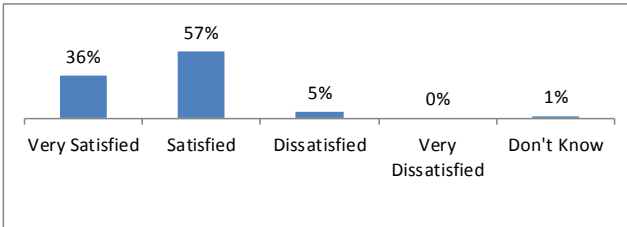
n = 6	By choice	6
-------	-----------	---

Reasons why employed outside Saskatchewan

More employment opportunities	1	n = 4
Better wages and benefits	0	
Personal reasons	3	

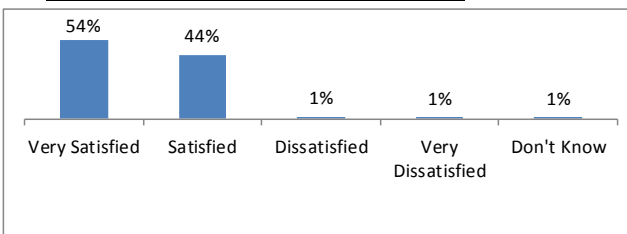
TRAINING PREPARED FOR EMPLOYMENT

n = 153



OVERALL QUALITY OF TRAINING RECEIVED

n = 153



NOT EMPLOYED

n = 24

Reason not currently employed

Returned for further education	12
Quit employment	0
No employment opportunities	5
Lack of experience	0
Laid off by employer	1
Personal Reasons	6

Actively looking for work

n = 24

Yes = 7 No = 17

Have worked since completing training

Yes = 12 No = 12 n = 24

Work was training related

Yes = 6 No = 6 n = 12

Scheduled to return to work in the future

Yes = 10 No = 14 n = 24

PURSUIING FURTHER EDUCATION

Currently enrolled in further education

Yes = 29 No = 124 n = 153

Type of further education

n = 29

Sask Polytech program	11
University program	12
Apprenticeship program	0
Other Post-Secondary program	1
Other program	5

Notes:

n: Number of respondents to the question

Available to work: The employed and the not employed who are looking for work

Program Pages – Business Division

Index

Program	Campus	Credential	Program Type	Graduates	Responses
Accounting Certificate Program	Moose Jaw	Certificate	Continuing Education	14	8
Business	Saskatoon	Certificate	Base	22	17
Business	Moose Jaw	Certificate	Base	92	60
Business	Prince Albert	Certificate	Base	18	12
Business	Moose Jaw	Certificate	Continuing Education	73	42
Business	Prince Albert	Certificate	Continuing Education	25	16
Business Accountancy	Moose Jaw	Diploma/Diploma Co-op	Base	28	15
Business Accountancy	Moose Jaw	Diploma/Diploma Co-op	Continuing Education	15	9
Business Administration	Moose Jaw	Diploma/Diploma Co-op	Base	6	6
Business Financial Services	Moose Jaw	Diploma	Base	13	10
Business Human Resources	Moose Jaw	Diploma/Diploma Co-op	Base	11	10
Business Information Systems	Moose Jaw	Diploma/Diploma Co-op	Base	8	5
Business Insurance	Moose Jaw	Diploma	Base	6	4
Business Marketing	Moose Jaw	Diploma	Base	16	10
Entrepreneurship and Small Business	Prince Albert	Certificate	Continuing Education	25	16
Human Resources Management	Moose Jaw	Certificate	Continuing Education	19	15
Medical Transcriptionist	Regina	Advanced Certificate	Continuing Education	9	6
Office Education	Moose Jaw	Certificate	Base	21	11
Office Education	Moose Jaw	Certificate	Continuing Education	40	21
Office Education	Regina	Certificate	Base	79	58
Office Education	Regina	Certificate	Continuing Education	26	10
Office Education	Prince Albert	Certificate	Base	23	16
Office Education	Prince Albert	Certificate	Continuing Education	35	20

No Program Pages

Individual program pages were not prepared for programs with less than four respondents. The responses are included in the overall totals.

Program	Campus	Credential	Program Type	Graduates	Responses
Business Human Resources	Moose Jaw	Diploma/Diploma Co-op	Continuing Education	3	3
Entrepreneurship and Small Business	Prince Albert	Certificate	Base	5	3

**Accounting Certificate Program
Certificate**

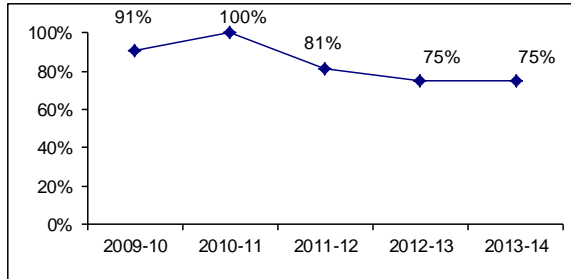
Graduates: 14
National Occupation Classification Code

Respondents: 8
1431, 1432, 1434, 1435

Moose Jaw Campus
Continuing Education
Response Rate: 57%

EMPLOYMENT STATUS	(% available to work)
Available to work	8
Employed	100%
Full-time	6 75%
Part-time/casual	2 25%
Employed part-time/casual by choice	2 25%
Training-related employed	6 75%
Full-time training-related employed	4 50%
Part-time/Casual training-related employed	2 25%
Self-employed	1 13%
Unemployed (not working, but looking for work)	0 0%
Not Available to work (not working, and not looking for work)	0

TREND OF TRAINING-RELATED EMPLOYMENT



FULL-TIME TRAINING-RELATED MONTHLY SALARY

Highest	\$5,400	
Average	\$3,900	n = 3
Median	\$3,450	
Lowest	\$2,850	

LOCATION OF TRAINING-RELATED EMPLOYMENT

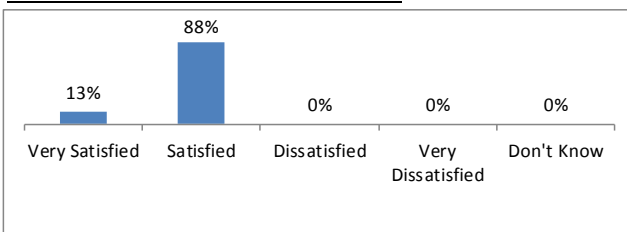
Location	Percentage	Count	n = 6
Regina	0%	0	
Saskatoon	83%	5	
Prince Albert	0%	0	
Moose Jaw	0%	0	
Other Saskatchewan location	17%	1	
Outside Saskatchewan	0%	0	

Employed out-of-province (Training & Non-Training Related Employment)
n = 0

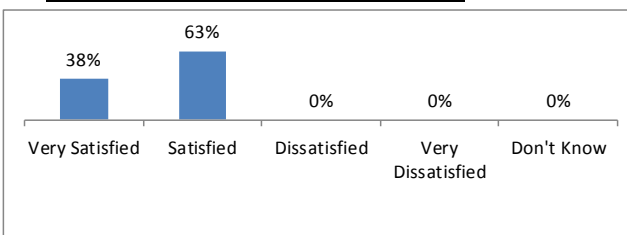
Reasons why employed outside Saskatchewan

More employment opportunities	0	n = 0
Better wages and benefits	0	
Personal reasons	0	

TRAINING PREPARED FOR EMPLOYMENT



OVERALL QUALITY OF TRAINING RECEIVED



NOT EMPLOYED

n = 0

Reason not currently employed

Returned for further education	0
Quit employment	0
No employment opportunities	0
Lack of experience	0
Laid off by employer	0
Personal Reasons	0

Actively looking for work

n = 0

Yes = 0 No = 0

Have worked since completing training

n = 0

Yes = 0 No = 0

Work was training related

n = 0

Yes = 0 No = 0

Scheduled to return to work in the future

n = 0

Yes = 0 No = 0

PURSuing FURTHER EDUCATION

Currently enrolled in further education

n = 8

Yes = 4 No = 4

Type of further education

Sask Polytech program	2	n = 4
University program	1	
Apprenticeship program	0	
Other Post-Secondary program	0	
Other program	1	

SAMPLE OF TRAINING-RELATED EMPLOYMENT

Accounting Clerk
Accounts Payable Administrator
Finance Supervisor
Intermediate Accountant

Notes:

n: Number of respondents to the question

Available to work: The employed and the not employed who are looking for work

**Business
Certificate**

**Saskatoon Campus
Base**

Graduates: 22

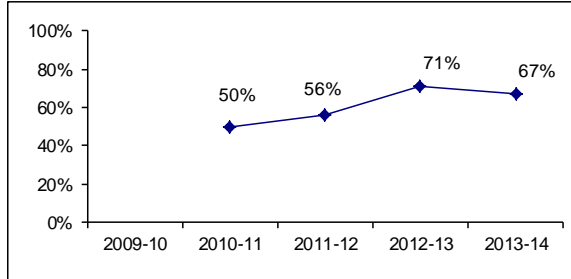
Respondents: 17
1411, 1414, 1415, 1416, 1422, 1423

Response Rate: 77%

National Occupation Classification Code

EMPLOYMENT STATUS	(% available to work)	
Available to work	12	
Employed	12	100%
Full-time	8	67%
Part-time/casual	4	33%
Employed part-time/casual by choice	4	33%
Training-related employed	8	67%
Full-time training-related employed	7	58%
Part-time/Casual training-related employed	1	8%
Self-employed	1	8%
Unemployed (not working, but looking for work)	0	0%
Not Available to work (not working, and not looking for work)	5	

TREND OF TRAINING-RELATED EMPLOYMENT



FULL-TIME TRAINING-RELATED MONTHLY SALARY

Highest	\$3,375	
Average	\$2,845	n = 7
Median	\$2,865	
Lowest	\$2,462	

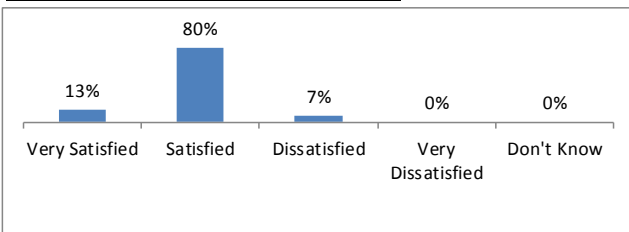
LOCATION OF TRAINING-RELATED EMPLOYMENT

Location	Percentage	Count	n = 8
Regina	0%	0	
Saskatoon	88%	7	
Prince Albert	13%	1	
Moose Jaw	0%	0	
Other Saskatchewan location	0%	0	
Outside Saskatchewan	0%	0	

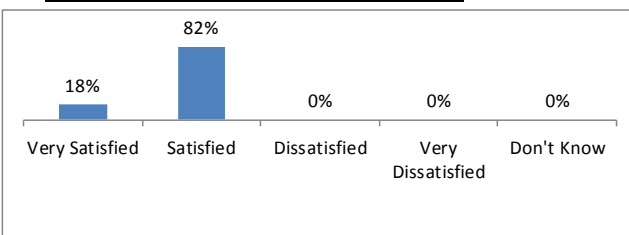
Employed out-of-province (Training & Non-Training Related Employment)

n = 0	By choice	0
Reasons why employed outside Saskatchewan		
More employment opportunities	0	n = 0
Better wages and benefits	0	
Personal reasons	0	

TRAINING PREPARED FOR EMPLOYMENT



OVERALL QUALITY OF TRAINING RECEIVED



Notes:

n: Number of respondents to the question
Available to work: The employed and the not employed who are looking for work

NOT EMPLOYED

n = 5	
Reason not currently employed	n = 5
Returned for further education	4
Quit employment	1
No employment opportunities	0
Lack of experience	0
Laid off by employer	0
Personal Reasons	0

Actively looking for work

Yes = 0 No = 5 n = 5

Have worked since completing training

Yes = 4 No = 1 n = 5

Work was training related

Yes = 0 No = 4 n = 4

Scheduled to return to work in the future

Yes = 5 No = 0 n = 5

PURSuing FURTHER EDUCATION

Currently enrolled in further education

Yes = 14 No = 3 n = 17

Type of further education

Sask Polytech program	11	n = 14
University program	3	
Apprenticeship program	0	
Other Post-Secondary program	0	
Other program	0	

SAMPLE OF TRAINING-RELATED EMPLOYMENT

- Accounting Technician
- Administrative Assistant
- Finance Assistant
- Information Officer
- Sales and Service Representative
- Staff Accountant

**Business
Certificate**

**Moose Jaw Campus
Base**

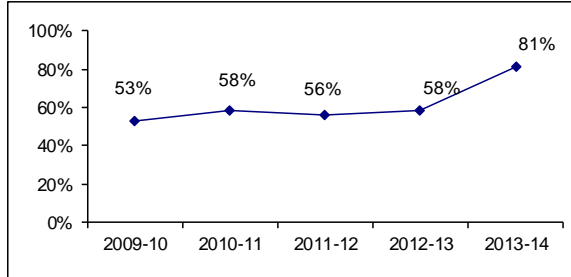
**Graduates: 92
National Occupation Classification Code**

**Respondents: 60
1411, 1414, 1415, 1416, 1422, 1423**

Response Rate: 65%

EMPLOYMENT STATUS	(% available to work)
Available to work	47
Employed	46 98%
Full-time	33 70%
Part-time/casual	13 28%
Employed part-time/casual by choice	12 26%
Training-related employed	38 81%
Full-time training-related employed	30 64%
Part-time/Casual training-related employed	8 17%
Self-employed	5 11%
Unemployed (not working, but looking for work)	1 2%
Not Available to work (not working, and not looking for work)	13

TREND OF TRAINING-RELATED EMPLOYMENT



FULL-TIME TRAINING-RELATED MONTHLY SALARY

Highest	\$5,250	
Average	\$2,949	n = 28
Median	\$2,709	
Lowest	\$1,800	

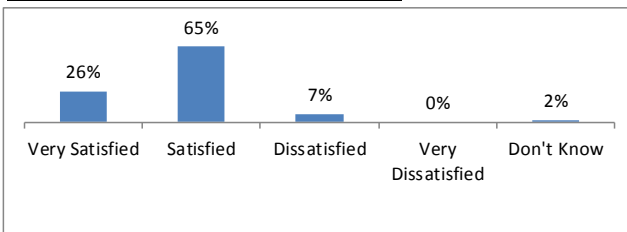
LOCATION OF TRAINING-RELATED EMPLOYMENT

Location	Percentage	n
Regina	47%	18
Saskatoon	5%	2
Prince Albert	3%	1
Moose Jaw	18%	7
Other Saskatchewan location	21%	8
Outside Saskatchewan	5%	2

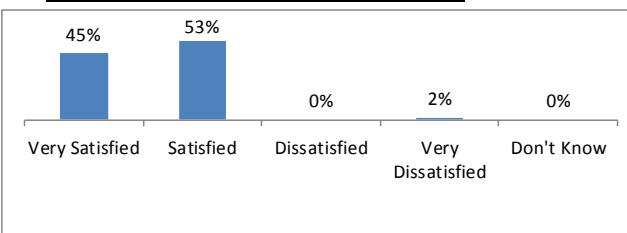
Employed out-of-province (Training & Non-Training Related Employment)

n = 2	By choice	2
Reasons why employed outside Saskatchewan		
More employment opportunities	1	n = 2
Better wages and benefits	1	
Personal reasons	0	

TRAINING PREPARED FOR EMPLOYMENT



OVERALL QUALITY OF TRAINING RECEIVED



Notes:

n: Number of respondents to the question
Available to work: The employed and the not employed who are looking for work

NOT EMPLOYED

n = 14	
Reason not currently employed	n = 14
Returned for further education	11
Quit employment	0
No employment opportunities	1
Lack of experience	1
Laid off by employer	0
Personal Reasons	1

Actively looking for work

Yes = 1 No = 13 n = 14

Have worked since completing training

Yes = 7 No = 7 n = 14

Work was training related

Yes = 2 No = 5 n = 7

Scheduled to return to work in the future

Yes = 9 No = 5 n = 14

PURSuing FURTHER EDUCATION

Currently enrolled in further education

Yes = 31 No = 29 n = 60

Type of further education

Sask Polytech program	27	n = 31
University program	3	
Apprenticeship program	0	
Other Post-Secondary program	0	
Other program	1	

SAMPLE OF TRAINING-RELATED EMPLOYMENT

Accounting and Bookkeeping
Accounting Clerk
Payroll Administrator
Human Resources Coordinator
Store Manager

**Business
Certificate**

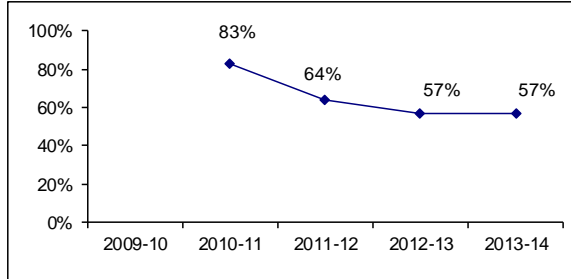
Graduates: 18
National Occupation Classification Code

Respondents: 12
1411, 1414, 1415, 1416, 1422, 1423

Prince Albert Campus
Base
Response Rate: 67%

EMPLOYMENT STATUS	(% available to work)	
Available to work	7	
Employed	6	86%
Full-time	4	57%
Part-time/casual	2	29%
Employed part-time/casual by choice	2	29%
Training-related employed	4	57%
Full-time training-related employed	3	43%
Part-time/Casual training-related employed	1	14%
Self-employed	1	14%
Unemployed (not working, but looking for work)	1	14%
Not Available to work (not working, and not looking for work)	5	

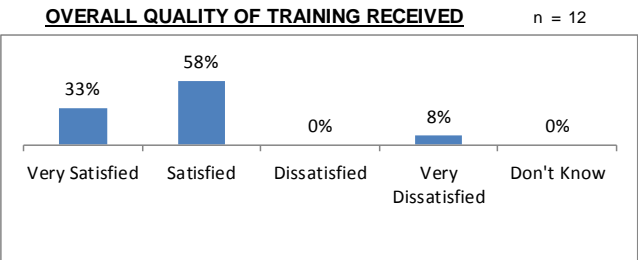
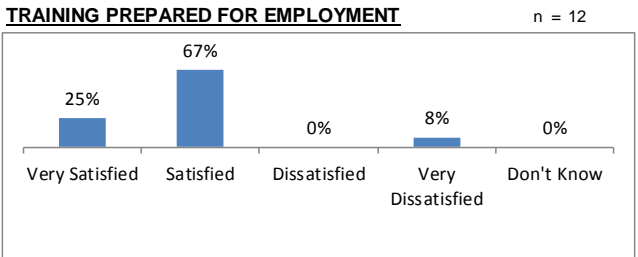
TREND OF TRAINING-RELATED EMPLOYMENT



FULL-TIME TRAINING-RELATED MONTHLY SALARY		
Highest	\$3,100	
Average	\$2,823	n = 3
Median	\$2,700	
Lowest	\$2,670	

LOCATION OF TRAINING-RELATED EMPLOYMENT		
		n = 4
Regina	0%	0
Saskatoon	0%	0
Prince Albert	75%	3
Moose Jaw	0%	0
Other Saskatchewan location	25%	1
Outside Saskatchewan	0%	0

Employed out-of-province (Training & Non-Training Related Employment)		
n = 0	By choice	0
Reasons why employed outside Saskatchewan		
More employment opportunities	0	n = 0
Better wages and benefits	0	
Personal reasons	0	



NOT EMPLOYED		
n = 6		
Reason not currently employed		
n = 6		
Returned for further education	5	
Quit employment	0	
No employment opportunities	1	
Lack of experience	0	
Laid off by employer	0	
Personal Reasons	0	
Actively looking for work		
n = 6		
Yes = 1	No = 5	
Have worked since completing training		
n = 6		
Yes = 5	No = 1	
Work was training related		
n = 5		
Yes = 1	No = 4	
Scheduled to return to work in the future		
n = 6		
Yes = 5	No = 1	

PURSuing FURTHER EDUCATION		
Currently enrolled in further education		
Yes = 6	No = 6	n = 12
Type of further education		
		n = 6
Sask Polytech program	4	
University program	1	
Apprenticeship program	0	
Other Post-Secondary program	1	
Other program	0	

SAMPLE OF TRAINING-RELATED EMPLOYMENT
SGI Clerk
Store supervisor

Notes:
n: Number of respondents to the question
Available to work: The employed and the not employed who are looking for work

**Business
Certificate**

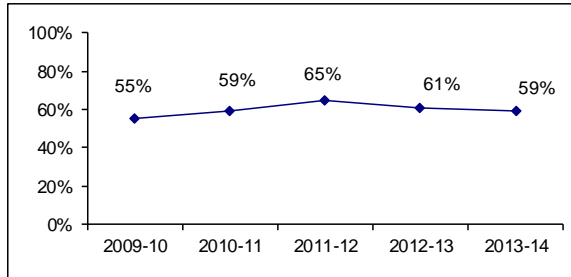
Graduates: 73
National Occupation Classification Code

Respondents: 42
1411, 1414, 1415, 1416, 1422, 1423

**Moose Jaw Campus
Continuing Education**
Response Rate: 58%

EMPLOYMENT STATUS	(% available to work)
Available to work	34
Employed	32 94%
Full-time	28 82%
Part-time/casual	4 12%
Employed part-time/casual by choice	3 9%
Training-related employed	20 59%
Full-time training-related employed	19 56%
Part-time/Casual training-related employed	1 3%
Self-employed	3 9%
Unemployed (not working, but looking for work)	2 6%
Not Available to work (not working, and not looking for work)	8

TREND OF TRAINING-RELATED EMPLOYMENT



FULL-TIME TRAINING-RELATED MONTHLY SALARY

Highest	\$6,000
Average	\$3,574
Median	\$3,105
Lowest	\$1,950

n = 16

LOCATION OF TRAINING-RELATED EMPLOYMENT

Location	Percentage	Count
Regina	15%	3
Saskatoon	10%	2
Prince Albert	0%	0
Moose Jaw	0%	0
Other Saskatchewan location	70%	14
Outside Saskatchewan	5%	1

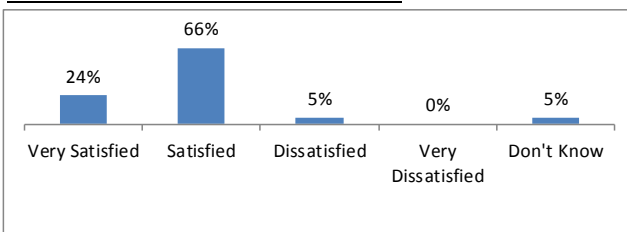
n = 20

Employed out-of-province (Training & Non-Training Related Employment)
n = 2

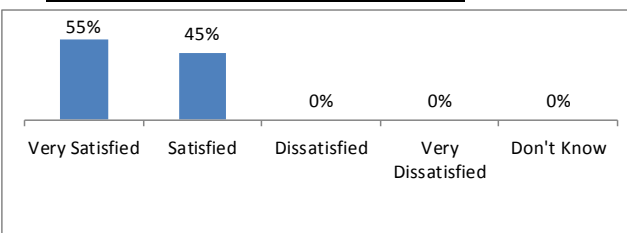
By choice	2
Reasons why employed outside Saskatchewan	
More employment opportunities	1
Better wages and benefits	0
Personal reasons	1

n = 2

TRAINING PREPARED FOR EMPLOYMENT



OVERALL QUALITY OF TRAINING RECEIVED



NOT EMPLOYED

n = 10

Reason not currently employed

Returned for further education	7
Quit employment	0
No employment opportunities	1
Lack of experience	0
Laid off by employer	1
Personal Reasons	1

Actively looking for work

n = 10

Yes = 2 No = 8

Have worked since completing training

Yes = 6 No = 4 n = 10

Work was training related

Yes = 2 No = 4 n = 6

Scheduled to return to work in the future

Yes = 3 No = 7 n = 10

PURSuing FURTHER EDUCATION

Currently enrolled in further education

Yes = 12 No = 30 n = 42

Type of further education

Sask Polytech program	7
University program	3
Apprenticeship program	0
Other Post-Secondary program	0
Other program	2

n = 12

SAMPLE OF TRAINING-RELATED EMPLOYMENT

Accounting Clerk
Office Manager
Project Administrator
Purchasing Agent

Notes:

n: Number of respondents to the question

Available to work: The employed and the not employed who are looking for work

**Business
Certificate**

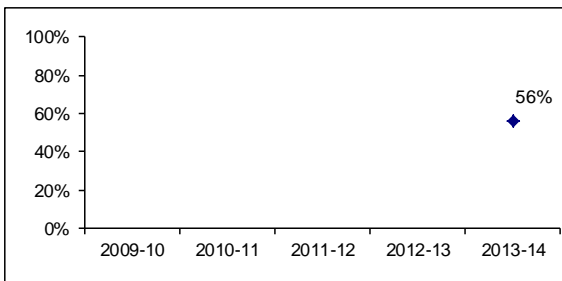
Graduates: 25
National Occupation Classification Code

Respondents: 16
1122

Prince Albert Campus
Continuing Education
Response Rate: 64%

EMPLOYMENT STATUS	(% available to work)
Available to work	16
Employed	15 94%
Full-time	15 94%
Part-time/casual	0 0%
Employed part-time/casual by choice	0 0%
Training-related employed	9 56%
Full-time training-related employed	9 56%
Part-time/Casual training-related employed	0 0%
Self-employed	2 13%
Unemployed (not working, but looking for work)	1 6%
Not Available to work (not working, and not looking for work)	0

TREND OF TRAINING-RELATED EMPLOYMENT



FULL-TIME TRAINING-RELATED MONTHLY SALARY

Highest	\$4,000	
Average	\$3,088	n = 8
Median	\$3,225	
Lowest	\$1,950	

LOCATION OF TRAINING-RELATED EMPLOYMENT

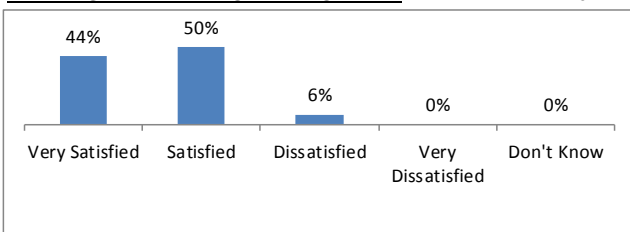
Location	Percentage	Count	n = 9
Regina	33%	3	
Saskatoon	11%	1	
Prince Albert	0%	0	
Moose Jaw	0%	0	
Other Saskatchewan location	56%	5	
Outside Saskatchewan	0%	0	

Employed out-of-province (Training & Non-Training Related Employment)
n = 0

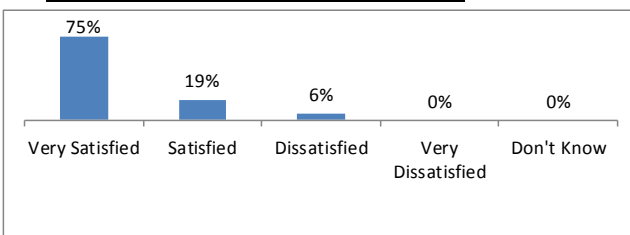
Reasons why employed outside Saskatchewan

More employment opportunities	0	n = 0
Better wages and benefits	0	
Personal reasons	0	

TRAINING PREPARED FOR EMPLOYMENT



OVERALL QUALITY OF TRAINING RECEIVED



NOT EMPLOYED

Reason not currently employed	n = 1
Returned for further education	0
Quit employment	0
No employment opportunities	1
Lack of experience	0
Laid off by employer	0
Personal Reasons	0

Actively looking for work

Yes = 1 No = 0 n = 1

Have worked since completing training

Yes = 1 No = 0 n = 1

Work was training related

Yes = 0 No = 1 n = 1

Scheduled to return to work in the future

Yes = 0 No = 1 n = 1

PURSuing FURTHER EDUCATION

Currently enrolled in further education

Yes = 1 No = 15 n = 16

Type of further education

Sask Polytech program	0	n = 1
University program	1	
Apprenticeship program	0	
Other Post-Secondary program	0	
Other program	0	

SAMPLE OF TRAINING-RELATED EMPLOYMENT

Financial Services Manager
Supervisor
Store Manager

Notes:

n: Number of respondents to the question

Available to work: The employed and the not employed who are looking for work

**Business Accountancy
Diploma/Diploma Co-op**

Moose Jaw Campus

Graduates: 28

Respondents: 15

Response Rate: 54%

National Occupation Classification Code

0111, 0114, 0125, 1212, 1311, 1431, 1432, 1434, 1435

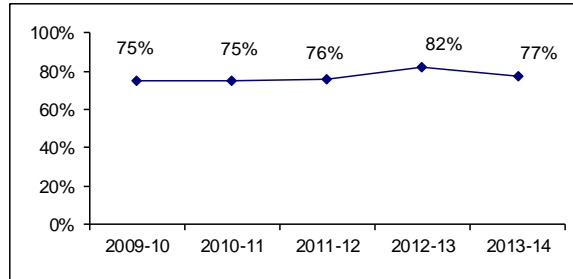
Base

EMPLOYMENT STATUS

(% available to work)

Available to work	13	
Employed	13	100%
Full-time	12	92%
Part-time/casual	1	8%
Employed part-time/casual by choice	1	8%
Training-related employed	10	77%
Full-time training-related employed	9	69%
Part-time/Casual training-related employed	1	8%
Self-employed	1	8%
Unemployed (not working, but looking for work)	0	0%
Not Available to work (not working, and not looking for work)	2	

TREND OF TRAINING-RELATED EMPLOYMENT



FULL-TIME TRAINING-RELATED MONTHLY SALARY

Highest	\$4,500	
Average	\$3,545	n = 9
Median	\$3,375	
Lowest	\$2,800	

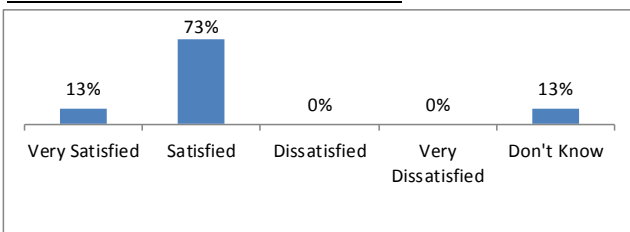
LOCATION OF TRAINING-RELATED EMPLOYMENT

		n = 10
Regina	40%	4
Saskatoon	30%	3
Prince Albert	0%	0
Moose Jaw	20%	2
Other Saskatchewan location	10%	1
Outside Saskatchewan	0%	0

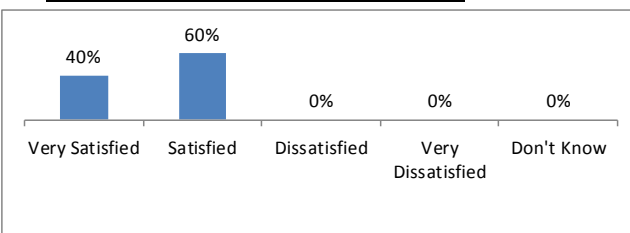
Employed out-of-province (Training & Non-Training Related Employment)

n = 1	By choice	1
Reasons why employed outside Saskatchewan		
More employment opportunities	0	n = 1
Better wages and benefits	1	
Personal reasons	0	

TRAINING PREPARED FOR EMPLOYMENT



OVERALL QUALITY OF TRAINING RECEIVED



NOT EMPLOYED

n = 2	
Reason not currently employed	n = 2
Returned for further education	2
Quit employment	0
No employment opportunities	0
Lack of experience	0
Laid off by employer	0
Personal Reasons	0

Actively looking for work

Yes = 0 No = 2 n = 2

Have worked since completing training

Yes = 2 No = 0 n = 2

Work was training related

Yes = 1 No = 1 n = 2

Scheduled to return to work in the future

Yes = 2 No = 0 n = 2

PURSUING FURTHER EDUCATION

Currently enrolled in further education

Yes = 4 No = 11 n = 15

Type of further education

	n = 4
Sask Polytech program	0
University program	3
Apprenticeship program	0
Other Post-Secondary program	1
Other program	0

SAMPLE OF TRAINING-RELATED EMPLOYMENT

- Accounting Clerk
- Accounting Technician
- Business Auditor
- Tax Collector

Notes:

n: Number of respondents to the question

Available to work: The employed and the not employed who are looking for work

**Business Accountancy
Diploma/Diploma Co-op**

Graduates: 15

National Occupation Classification Code

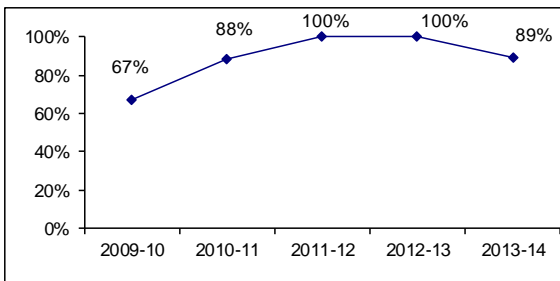
Respondents: 9

0111, 0114, 0125, 1212, 1311, 1431, 1432, 1434, 1435

**Moose Jaw Campus
Continuing Education**
Response Rate: 60%

EMPLOYMENT STATUS	(% available to work)
Available to work	9
Employed	100%
Full-time	89%
Part-time/casual	11%
Employed part-time/casual by choice	11%
Training-related employed	89%
Full-time training-related employed	89%
Part-time/Casual training-related employed	0%
Self-employed	0%
Unemployed (not working, but looking for work)	0%
Not Available to work (not working, and not looking for work)	0%

TREND OF TRAINING-RELATED EMPLOYMENT



FULL-TIME TRAINING-RELATED MONTHLY SALARY

Highest	\$6,900	
Average	\$4,339	n = 7
Median	\$3,750	
Lowest	\$3,450	

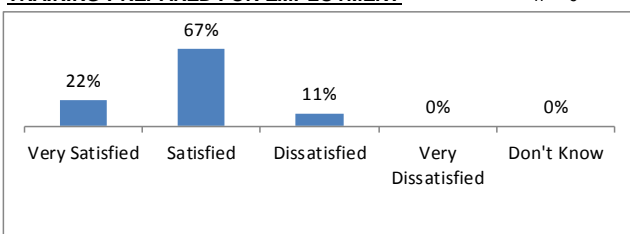
LOCATION OF TRAINING-RELATED EMPLOYMENT

Location	Percentage	n
Regina	38%	3
Saskatoon	25%	2
Prince Albert	13%	1
Moose Jaw	0%	0
Other Saskatchewan location	13%	1
Outside Saskatchewan	13%	1

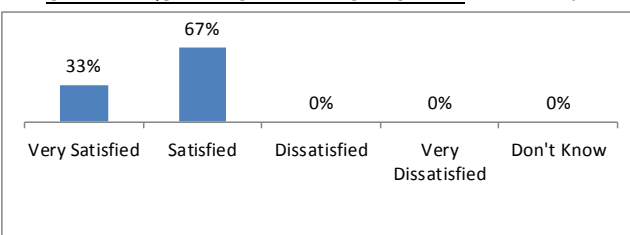
Employed out-of-province (Training & Non-Training Related Employment)

n = 1	By choice	1
Reasons why employed outside Saskatchewan		
More employment opportunities		0
Better wages and benefits		0
Personal reasons		1

TRAINING PREPARED FOR EMPLOYMENT



OVERALL QUALITY OF TRAINING RECEIVED



Notes:

n: Number of respondents to the question

Available to work: The employed and the not employed who are looking for work

NOT EMPLOYED

n = 0	
Reason not currently employed	n = 0
Returned for further education	0
Quit employment	0
No employment opportunities	0
Lack of experience	0
Laid off by employer	0
Personal Reasons	0

Actively looking for work

Yes = 0 No = 0 n = 0

Have worked since completing training

Yes = 0 No = 0 n = 0

Work was training related

Yes = 0 No = 0 n = 0

Scheduled to return to work in the future

Yes = 0 No = 0 n = 0

PURSUING FURTHER EDUCATION

Currently enrolled in further education

Yes = 4 No = 5 n = 9

Type of further education

Sask Polytech program	0	n = 4
University program	4	
Apprenticeship program	0	
Other Post-Secondary program	0	
Other program	0	

SAMPLE OF TRAINING-RELATED EMPLOYMENT

Accounting Clerk
Accounting Coordinator
Accounts Recivable Collection Clerk
Auditor
Taxation Clerk

Business Administration

Moose Jaw Campus

Diploma/Diploma Co-op

Base

Graduates: 6

Respondents: 6

Response Rate: 100%

National Occupation Classification Code

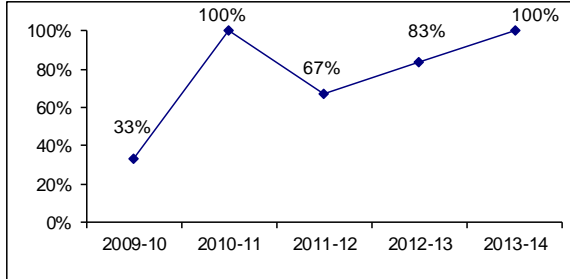
0114, 0122, 0125, 0621 1211

EMPLOYMENT STATUS

(% available to work)

Available to work	4	
Employed	4	100%
Full-time	3	75%
Part-time/casual	1	25%
Employed part-time/casual by choice	0	0%
Training-related employed	4	100%
Full-time training-related employed	3	75%
Part-time/Casual training-related employed	1	25%
Self-employed	1	25%
Unemployed (not working, but looking for work)	0	0%
Not Available to work (not working, and not looking for work)	2	

TREND OF TRAINING-RELATED EMPLOYMENT



FULL-TIME TRAINING-RELATED MONTHLY SALARY

Highest	\$6,000	
Average	\$4,388	n = 3
Median	\$3,600	
Lowest	\$3,563	

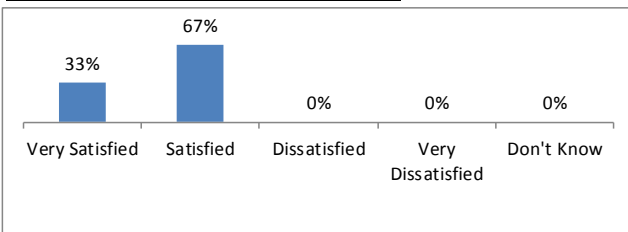
LOCATION OF TRAINING-RELATED EMPLOYMENT

		n = 4
Regina	50%	2
Saskatoon	0%	0
Prince Albert	0%	0
Moose Jaw	25%	1
Other Saskatchewan location	25%	1
Outside Saskatchewan	0%	0

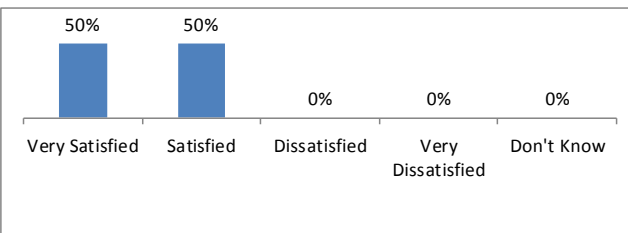
Employed out-of-province (Training & Non-Training Related Employment)

n = 0	By choice	0
Reasons why employed outside Saskatchewan		
More employment opportunities		0
Better wages and benefits		0
Personal reasons		0

TRAINING PREPARED FOR EMPLOYMENT



OVERALL QUALITY OF TRAINING RECEIVED



NOT EMPLOYED

n = 2	
Reason not currently employed	n = 2
Returned for further education	1
Quit employment	0
No employment opportunities	0
Lack of experience	0
Laid off by employer	0
Personal Reasons	1

Actively looking for work

n = 2	
Yes = 0	No = 2

Have worked since completing training

n = 2	
Yes = 1	No = 1

Work was training related

n = 1	
Yes = 0	No = 1

Scheduled to return to work in the future

n = 2	
Yes = 2	No = 0

PURSuing FURTHER EDUCATION

n = 6	
Currently enrolled in further education	
Yes = 2	No = 4

Type of further education

n = 2	
Sask Polytech program	1
University program	1
Apprenticeship program	0
Other Post-Secondary program	0
Other program	0

SAMPLE OF TRAINING-RELATED EMPLOYMENT

Accounting Clerk
Administrative Assistant

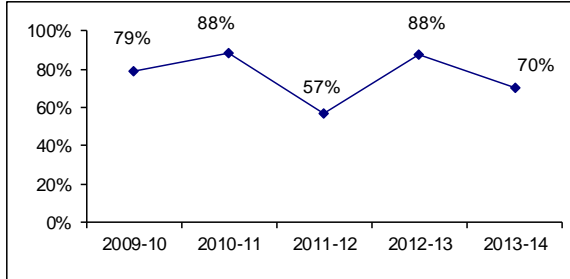
Notes:

n: Number of respondents to the question

Available to work: The employed and the not employed who are looking for work

EMPLOYMENT STATUS	(% available to work)	
Available to work	10	
Employed	10	100%
Full-time	9	90%
Part-time/casual	1	10%
Employed part-time/casual by choice	0	0%
Training-related employed	7	70%
Full-time training-related employed	6	60%
Part-time/Casual training-related employed	1	10%
Self-employed	0	0%
Unemployed (not working, but looking for work)	0	0%
Not Available to work (not working, and not looking for work)	0	

TREND OF TRAINING-RELATED EMPLOYMENT



FULL-TIME TRAINING-RELATED MONTHLY SALARY

Highest	\$4,500	
Average	\$3,507	n = 6
Median	\$3,358	
Lowest	\$2,852	

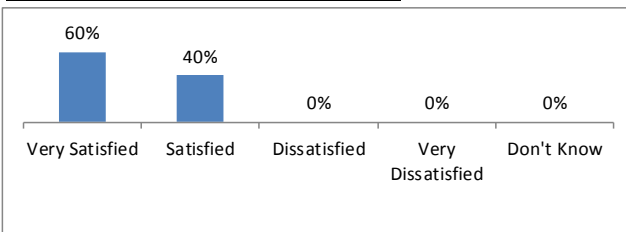
LOCATION OF TRAINING-RELATED EMPLOYMENT

Location	Percentage	Count	n = 7
Regina	43%	3	
Saskatoon	0%	0	
Prince Albert	0%	0	
Moose Jaw	14%	1	
Other Saskatchewan location	29%	2	
Outside Saskatchewan	14%	1	

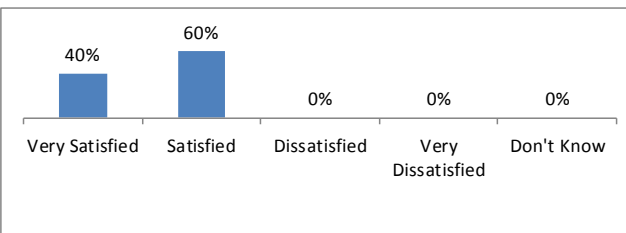
Employed out-of-province (Training & Non-Training Related Employment)

n = 2	By choice	2
Reasons why employed outside Saskatchewan		
More employment opportunities	0	n = 1
Better wages and benefits	0	
Personal reasons	1	

TRAINING PREPARED FOR EMPLOYMENT



OVERALL QUALITY OF TRAINING RECEIVED



NOT EMPLOYED

n = 0	
Reason not currently employed	n = 0
Returned for further education	0
Quit employment	0
No employment opportunities	0
Lack of experience	0
Laid off by employer	0
Personal Reasons	0

Actively looking for work

Yes = 0 No = 0 n = 0

Have worked since completing training

Yes = 0 No = 0 n = 0

Work was training related

Yes = 0 No = 0 n = 0

Scheduled to return to work in the future

Yes = 0 No = 0 n = 0

PURSuing FURTHER EDUCATION

Currently enrolled in further education

Yes = 2 No = 8 n = 10

Type of further education

Sask Polytech program	0	n = 2
University program	1	
Apprenticeship program	0	
Other Post-Secondary program	0	
Other program	1	

SAMPLE OF TRAINING-RELATED EMPLOYMENT

- Banking Advisor
- Financial Advisor
- Financial Services Representative

Notes:

n: Number of respondents to the question

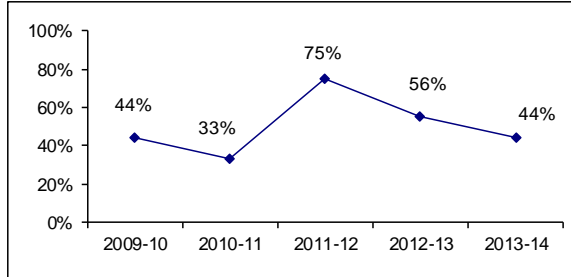
Available to work: The employed and the not employed who are looking for work

EMPLOYMENT STATUS

(% available to work)

Available to work	9	
Employed	9	100%
Full-time	7	78%
Part-time/casual	2	22%
Employed part-time/casual by choice	1	11%
Training-related employed	4	44%
Full-time training-related employed	4	44%
Part-time/Casual training-related employed	0	0%
Self-employed	0	0%
Unemployed (not working, but looking for work)	0	0%
Not Available to work (not working, and not looking for work)	1	

TREND OF TRAINING-RELATED EMPLOYMENT



FULL-TIME TRAINING-RELATED MONTHLY SALARY

Highest	\$4,583	
Average	\$4,380	n = 4
Median	\$4,519	
Lowest	\$3,900	

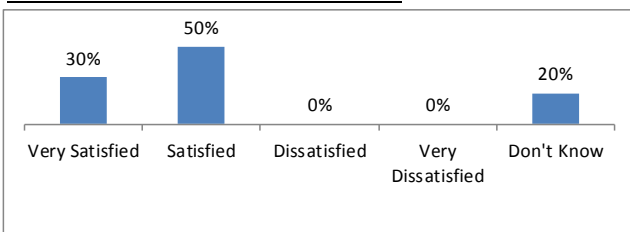
LOCATION OF TRAINING-RELATED EMPLOYMENT

		n = 4
Regina	75%	3
Saskatoon	25%	1
Prince Albert	0%	0
Moose Jaw	0%	0
Other Saskatchewan location	0%	0
Outside Saskatchewan	0%	0

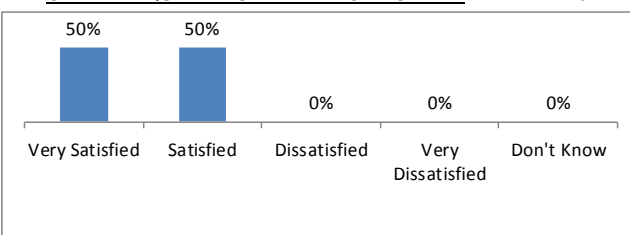
Employed out-of-province (Training & Non-Training Related Employment)

n = 0	By choice	0
Reasons why employed outside Saskatchewan		
More employment opportunities		n = 0
Better wages and benefits		0
Personal reasons		0

TRAINING PREPARED FOR EMPLOYMENT



OVERALL QUALITY OF TRAINING RECEIVED



NOT EMPLOYED

n = 1	
Reason not currently employed	n = 1
Returned for further education	0
Quit employment	0
No employment opportunities	1
Lack of experience	0
Laid off by employer	0
Personal Reasons	0

Actively looking for work

Yes = 0	No = 1	n = 1
---------	--------	-------

Have worked since completing training

Yes = 0	No = 1	n = 1
---------	--------	-------

Work was training related

Yes = 0	No = 0	n = 0
---------	--------	-------

Scheduled to return to work in the future

Yes = 0	No = 1	n = 1
---------	--------	-------

PURSuing FURTHER EDUCATION

Currently enrolled in further education		
Yes = 3	No = 7	n = 10

Type of further education

	n = 3
Sask Polytech program	0
University program	2
Apprenticeship program	0
Other Post-Secondary program	0
Other program	1

SAMPLE OF TRAINING-RELATED EMPLOYMENT

- Human Resources Specialist
- Human Resources Consultant
- Human Resources Coordinator

Notes:

n: Number of respondents to the question

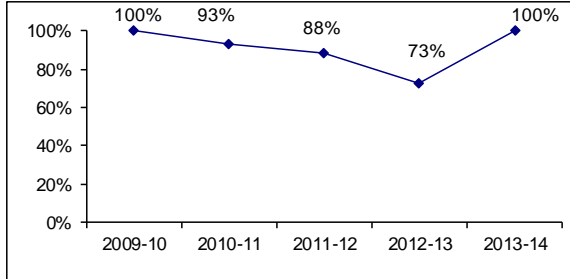
Available to work: The employed and the not employed who are looking for work

EMPLOYMENT STATUS

(% available to work)

Available to work	5	
Employed	5	100%
Full-time	5	100%
Part-time/casual	0	0%
Employed part-time/casual by choice	0	0%
Training-related employed	5	100%
Full-time training-related employed	5	100%
Part-time/Casual training-related employed	0	0%
Self-employed	0	0%
Unemployed (not working, but looking for work)	0	0%
Not Available to work (not working, and not looking for work)	0	

TREND OF TRAINING-RELATED EMPLOYMENT



FULL-TIME TRAINING-RELATED MONTHLY SALARY

Highest	\$6,318	
Average	\$4,756	n = 5
Median	\$4,650	
Lowest	\$3,750	

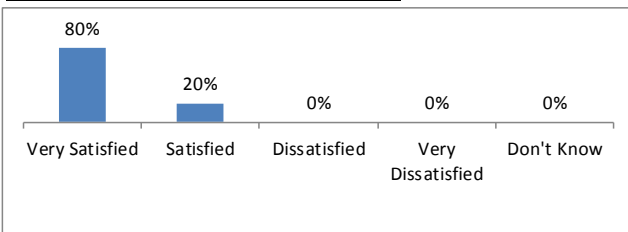
LOCATION OF TRAINING-RELATED EMPLOYMENT

		n = 5
Regina	80%	4
Saskatoon	0%	0
Prince Albert	0%	0
Moose Jaw	0%	0
Other Saskatchewan location	20%	1
Outside Saskatchewan	0%	0

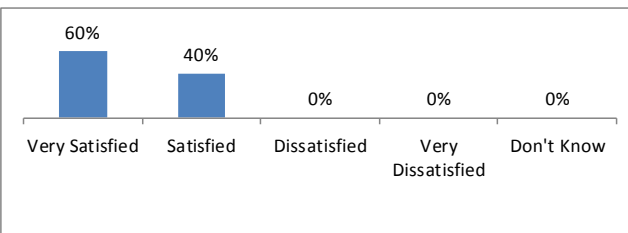
Employed out-of-province (Training & Non-Training Related Employment)

n = 0	By choice	0
Reasons why employed outside Saskatchewan		
More employment opportunities		0
Better wages and benefits		0
Personal reasons		0

TRAINING PREPARED FOR EMPLOYMENT



OVERALL QUALITY OF TRAINING RECEIVED



NOT EMPLOYED

n = 0	
Reason not currently employed	n = 0
Returned for further education	0
Quit employment	0
No employment opportunities	0
Lack of experience	0
Laid off by employer	0
Personal Reasons	0

Actively looking for work

Yes = 0	No = 0	n = 0
---------	--------	-------

Have worked since completing training

Yes = 0	No = 0	n = 0
---------	--------	-------

Work was training related

Yes = 0	No = 0	n = 0
---------	--------	-------

Scheduled to return to work in the future

Yes = 0	No = 0	n = 0
---------	--------	-------

PURSuing FURTHER EDUCATION

Currently enrolled in further education

Yes = 0	No = 5	n = 5
---------	--------	-------

Type of further education

	n = 0
Sask Polytech program	0
University program	0
Apprenticeship program	0
Other Post-Secondary program	0
Other program	0

SAMPLE OF TRAINING-RELATED EMPLOYMENT

- Mobile Application Developer
- Program Analyst
- Programmer analyst
- Systems Analyst

Notes:

n: Number of respondents to the question

Available to work: The employed and the not employed who are looking for work

Business Insurance

Moose Jaw Campus

Diploma

Base

Graduates: 6

Respondents: 4

Response Rate: 67%

National Occupation Classification Code

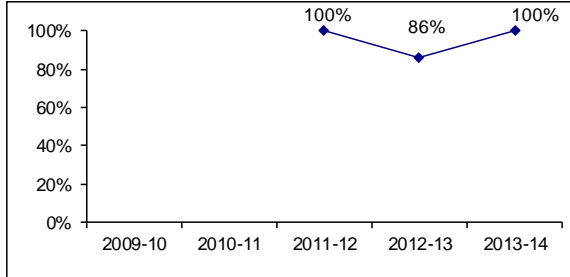
O121

EMPLOYMENT STATUS

(% available to work)

Available to work	4	
Employed	4	100%
Full-time	4	100%
Part-time/casual	0	0%
Employed part-time/casual by choice	0	0%
Training-related employed	4	100%
Full-time training-related employed	4	100%
Part-time/Casual training-related employed	0	0%
Self-employed	0	0%
Unemployed (not working, but looking for work)	0	0%
Not Available to work (not working, and not looking for work)	0	

TREND OF TRAINING-RELATED EMPLOYMENT



FULL-TIME TRAINING-RELATED MONTHLY SALARY

Highest	\$3,225	
Average	\$3,056	n = 3
Median	\$3,167	
Lowest	\$2,775	

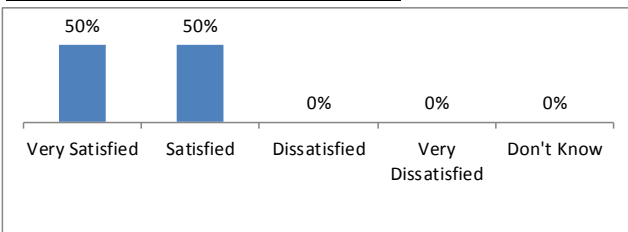
LOCATION OF TRAINING-RELATED EMPLOYMENT

		n = 4
Regina	75%	3
Saskatoon	25%	1
Prince Albert	0%	0
Moose Jaw	0%	0
Other Saskatchewan location	0%	0
Outside Saskatchewan	0%	0

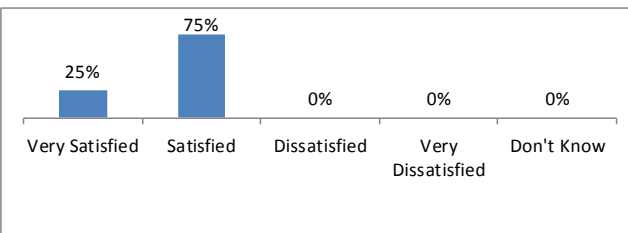
Employed out-of-province (Training & Non-Training Related Employment)

n = 0	By choice	0
Reasons why employed outside Saskatchewan		
More employment opportunities		0
Better wages and benefits		0
Personal reasons		0

TRAINING PREPARED FOR EMPLOYMENT



OVERALL QUALITY OF TRAINING RECEIVED



NOT EMPLOYED

Reason not currently employed	n = 0
Returned for further education	0
Quit employment	0
No employment opportunities	0
Lack of experience	0
Laid off by employer	0
Personal Reasons	0

Actively looking for work

Yes = 0 No = 0 n = 0

Have worked since completing training

Yes = 0 No = 0 n = 0

Work was training related

Yes = 0 No = 0 n = 0

Scheduled to return to work in the future

Yes = 0 No = 0 n = 0

PURSuing FURTHER EDUCATION

Currently enrolled in further education
Yes = 3 No = 1 n = 4

Type of further education n = 3

Sask Polytech program	0
University program	0
Apprenticeship program	0
Other Post-Secondary program	3
Other program	0

SAMPLE OF TRAINING-RELATED EMPLOYMENT

- Auto Adjuster
- Insurance Broker
- Underwriter

Notes:

n: Number of respondents to the question

Available to work: The employed and the not employed who are looking for work

**Business Marketing
Diploma**

Moose Jaw Campus

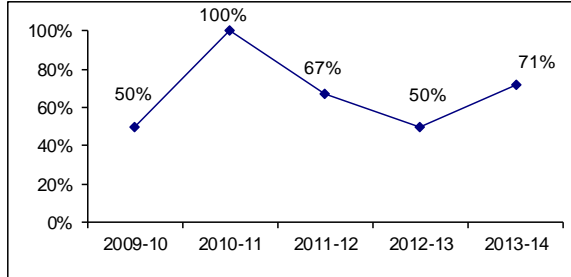
**Graduates: 16
National Occupation Classification Code**

**Respondents: 10
4163**

**Base
Response Rate: 63%**

EMPLOYMENT STATUS	(% available to work)
Available to work	7
Employed	7 100%
Full-time	6 86%
Part-time/casual	1 14%
Employed part-time/casual by choice	1 14%
Training-related employed	5 71%
Full-time training-related employed	4 57%
Part-time/Casual training-related employed	1 14%
Self-employed	0 0%
Unemployed (not working, but looking for work)	0 0%
Not Available to work (not working, and not looking for work)	3

TREND OF TRAINING-RELATED EMPLOYMENT



FULL-TIME TRAINING-RELATED MONTHLY SALARY

Highest	\$4,065	
Average	\$3,186	n = 4
Median	\$3,139	
Lowest	\$2,400	

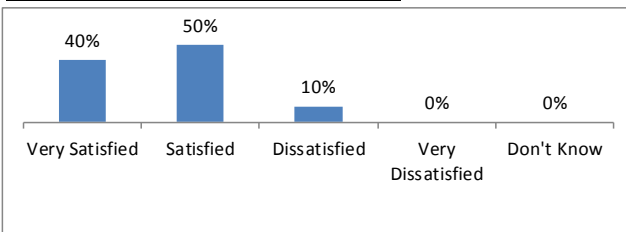
LOCATION OF TRAINING-RELATED EMPLOYMENT

Location	Percentage	n
Regina	100%	5
Saskatoon	0%	0
Prince Albert	0%	0
Moose Jaw	0%	0
Other Saskatchewan location	0%	0
Outside Saskatchewan	0%	0

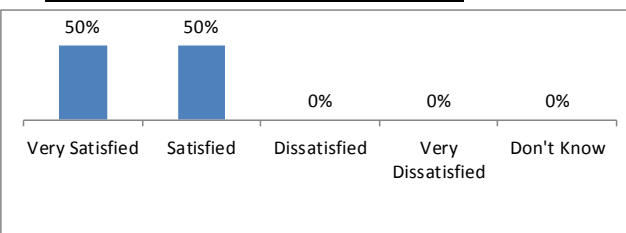
Employed out-of-province (Training & Non-Training Related Employment)

n = 1	By choice	1
Reasons why employed outside Saskatchewan		
More employment opportunities	1	n = 1
Better wages and benefits	0	
Personal reasons	0	

TRAINING PREPARED FOR EMPLOYMENT



OVERALL QUALITY OF TRAINING RECEIVED



NOT EMPLOYED

n = 3	
Reason not currently employed	n = 3
Returned for further education	2
Quit employment	0
No employment opportunities	0
Lack of experience	0
Laid off by employer	0
Personal Reasons	1

Actively looking for work

Yes = 0 No = 3 n = 3

Have worked since completing training

Yes = 3 No = 0 n = 3

Work was training related

Yes = 1 No = 2 n = 3

Scheduled to return to work in the future

Yes = 1 No = 2 n = 3

PURSuing FURTHER EDUCATION

Currently enrolled in further education

Yes = 3 No = 7 n = 10

Type of further education

Sask Polytech program	0	n = 3
University program	2	
Apprenticeship program	0	
Other Post-Secondary program	1	
Other program	0	

SAMPLE OF TRAINING-RELATED EMPLOYMENT

Billing Service Representative
Sales Assistant
Social Analytics Specialist

Notes:

n: Number of respondents to the question

Available to work: The employed and the not employed who are looking for work

**Entrepreneurship and Small Business
Certificate**

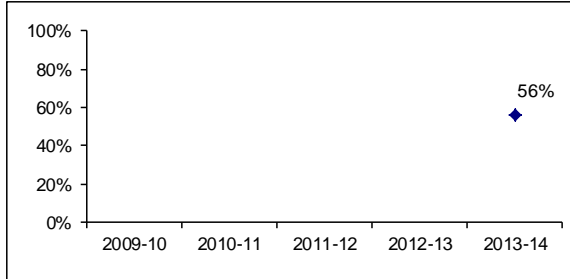
Graduates: 25
National Occupation Classification Code

Respondents: 16
1122

Prince Albert Campus
Continuing Education
Response Rate: 64%

EMPLOYMENT STATUS	(% available to work)	
Available to work	16	
Employed	15	94%
Full-time	15	94%
Part-time/casual	0	0%
Employed part-time/casual by choice	0	0%
Training-related employed	9	56%
Full-time training-related employed	9	56%
Part-time/Casual training-related employed	0	0%
Self-employed	2	13%
Unemployed (not working, but looking for work)	1	6%
Not Available to work (not working, and not looking for work)	0	

TREND OF TRAINING-RELATED EMPLOYMENT



FULL-TIME TRAINING-RELATED MONTHLY SALARY

Highest	\$4,000	
Average	\$3,088	n = 8
Median	\$3,225	
Lowest	\$1,950	

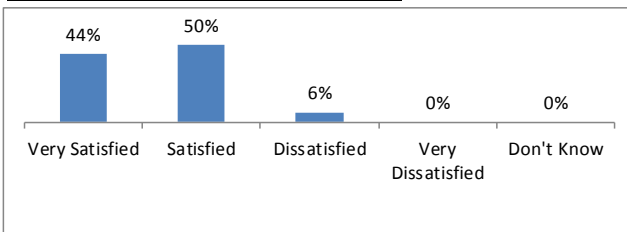
LOCATION OF TRAINING-RELATED EMPLOYMENT

Location	Percentage	n
Regina	33%	3
Saskatoon	11%	1
Prince Albert	0%	0
Moose Jaw	0%	0
Other Saskatchewan location	56%	5
Outside Saskatchewan	0%	0

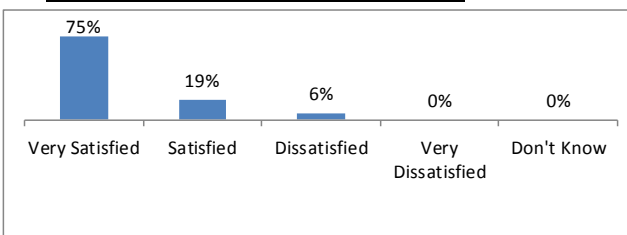
Employed out-of-province (Training & Non-Training Related Employment)
n = 0

By choice	0
Reasons why employed outside Saskatchewan	n = 0
More employment opportunities	0
Better wages and benefits	0
Personal reasons	0

TRAINING PREPARED FOR EMPLOYMENT n = 16



OVERALL QUALITY OF TRAINING RECEIVED n = 16



NOT EMPLOYED n = 1

Reason not currently employed	n = 1
Returned for further education	0
Quit employment	0
No employment opportunities	1
Lack of experience	0
Laid off by employer	0
Personal Reasons	0

Actively looking for work n = 1

Yes = 1 No = 0

Have worked since completing training n = 1

Yes = 1 No = 0

Work was training related n = 1

Yes = 0 No = 1

Scheduled to return to work in the future n = 1

Yes = 0 No = 1

PURSuing FURTHER EDUCATION

Currently enrolled in further education n = 16

Yes = 1 No = 15

Type of further education n = 1

Sask Polytech program	0
University program	1
Apprenticeship program	0
Other Post-Secondary program	0
Other program	0

SAMPLE OF TRAINING-RELATED EMPLOYMENT

Financial Services Manager
Supervisor
Store Manager

Notes:

n: Number of respondents to the question

Available to work: The employed and the not employed who are looking for work

**Human Resource Management
Certificate**

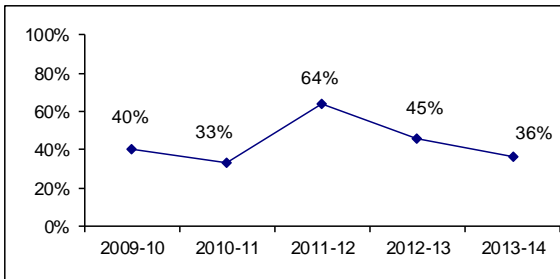
Graduates: 19
National Occupation Classification Code

Respondents: 15
1121

Moose Jaw Campus
Continuing Education
Response Rate: 79%

EMPLOYMENT STATUS	(% available to work)	
Available to work	11	
Employed	10	91%
Full-time	10	91%
Part-time/casual	0	0%
Employed part-time/casual by choice	0	0%
Training-related employed	4	36%
Full-time training-related employed	4	36%
Part-time/Casual training-related employed	0	0%
Self-employed	0	0%
Unemployed (not working, but looking for work)	1	9%
Not Available to work (not working, and not looking for work)	4	

TREND OF TRAINING-RELATED EMPLOYMENT



FULL-TIME TRAINING-RELATED MONTHLY SALARY

Highest	\$5,700	
Average	\$4,568	n = 4
Median	\$4,635	
Lowest	\$3,300	

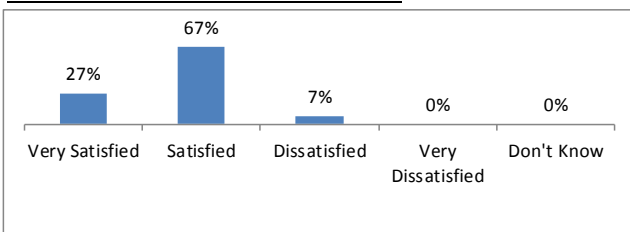
LOCATION OF TRAINING-RELATED EMPLOYMENT

Location	Percentage	Count
Regina	50%	2
Saskatoon	50%	2
Prince Albert	0%	0
Moose Jaw	0%	0
Other Saskatchewan location	0%	0
Outside Saskatchewan	0%	0

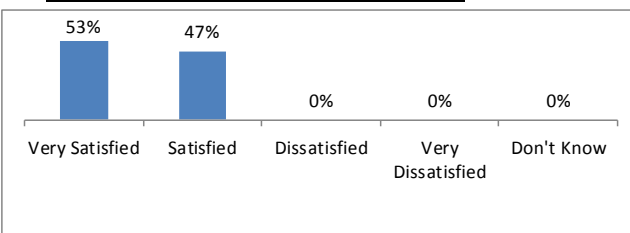
Employed out-of-province (Training & Non-Training Related Employment)

n = 0	By choice	0
Reasons why employed outside Saskatchewan		
More employment opportunities		0
Better wages and benefits		0
Personal reasons		0

TRAINING PREPARED FOR EMPLOYMENT



OVERALL QUALITY OF TRAINING RECEIVED



NOT EMPLOYED

n = 5	
Reason not currently employed	n = 5
Returned for further education	2
Quit employment	0
No employment opportunities	2
Lack of experience	0
Laid off by employer	0
Personal Reasons	1

Actively looking for work

Yes = 1 No = 4 n = 5

Have worked since completing training

Yes = 0 No = 5 n = 5

Work was training related

Yes = 0 No = 0 n = 0

Scheduled to return to work in the future

Yes = 1 No = 4 n = 5

PURSuing FURTHER EDUCATION

Currently enrolled in further education

Yes = 1 No = 14 n = 15

Type of further education

Sask Polytech program	0	n = 1
University program	1	
Apprenticeship program	0	
Other Post-Secondary program	0	
Other program	0	

SAMPLE OF TRAINING-RELATED EMPLOYMENT

Coordinator, Physician Recruitment and Retention
HR Consultant
Human Resources Administrator
Human Resources Advisor

Notes:

n: Number of respondents to the question

Available to work: The employed and the not employed who are looking for work

**Medical Transcriptionist
Advanced Certificate**

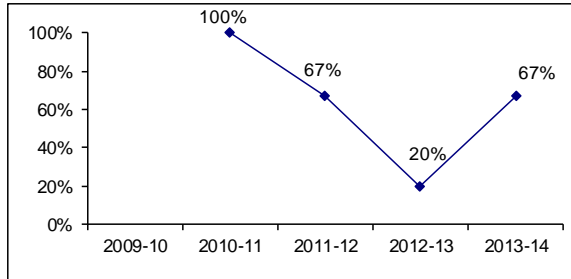
Graduates: 9
National Occupation Classification Code

Respondents: 6
1251

**Regina Campus
Continuing Education**
Response Rate: 67%

EMPLOYMENT STATUS	(% available to work)
Available to work	6
Employed	5 83%
Full-time	2 33%
Part-time/casual	3 50%
Employed part-time/casual by choice	2 33%
Training-related employed	4 67%
Full-time training-related employed	2 33%
Part-time/Casual training-related employed	2 33%
Self-employed	0 0%
Unemployed (not working, but looking for work)	1 17%
Not Available to work (not working, and not looking for work)	0

TREND OF TRAINING-RELATED EMPLOYMENT



FULL-TIME TRAINING-RELATED MONTHLY SALARY

Highest	\$2,976	
Average	\$2,976	n = 1
Median	\$2,976	
Lowest	\$2,976	

LOCATION OF TRAINING-RELATED EMPLOYMENT

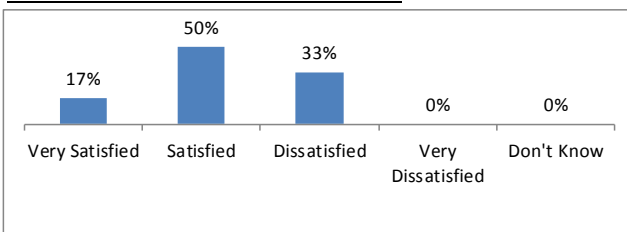
Location	Percentage	Count	n = 4
Regina	50%	2	
Saskatoon	0%	0	
Prince Albert	0%	0	
Moose Jaw	0%	0	
Other Saskatchewan location	50%	2	
Outside Saskatchewan	0%	0	

Employed out-of-province (Training & Non-Training Related Employment)
n = 0

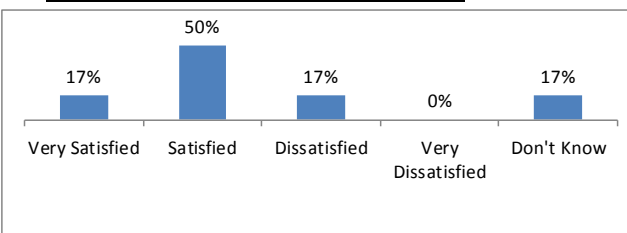
Reasons why employed outside Saskatchewan

More employment opportunities	0	n = 0
Better wages and benefits	0	
Personal reasons	0	

TRAINING PREPARED FOR EMPLOYMENT



OVERALL QUALITY OF TRAINING RECEIVED



NOT EMPLOYED

Reason not currently employed	n = 1
Returned for further education	0
Quit employment	0
No employment opportunities	1
Lack of experience	0
Laid off by employer	0
Personal Reasons	0

Actively looking for work

Yes = 1 No = 0 n = 1

Have worked since completing training

Yes = 1 No = 0 n = 1

Work was training related

Yes = 0 No = 1 n = 1

Scheduled to return to work in the future

Yes = 1 No = 0 n = 1

PURSUING FURTHER EDUCATION

Currently enrolled in further education

Yes = 0 No = 6 n = 6

Type of further education

Sask Polytech program	0	n = 0
University program	0	
Apprenticeship program	0	
Other Post-Secondary program	0	
Other program	0	

SAMPLE OF TRAINING-RELATED EMPLOYMENT

Medical Transcriptionist

Notes:

n: Number of respondents to the question

Available to work: The employed and the not employed who are looking for work

**Office Education
Certificate**

Moose Jaw Campus

Graduates: 21

Respondents: 11

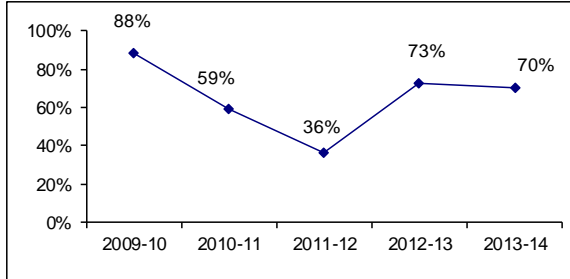
Response Rate: 52%

National Occupation Classification Code

1241

EMPLOYMENT STATUS	(% available to work)	
Available to work	10	
Employed	9	90%
Full-time	6	60%
Part-time/casual	3	30%
Employed part-time/casual by choice	3	30%
Training-related employed	7	70%
Full-time training-related employed	5	50%
Part-time/Casual training-related employed	2	20%
Self-employed	0	0%
Unemployed (not working, but looking for work)	1	10%
Not Available to work (not working, and not looking for work)	1	

TREND OF TRAINING-RELATED EMPLOYMENT



FULL-TIME TRAINING-RELATED MONTHLY SALARY

Highest	\$2,850	
Average	\$2,419	n = 5
Median	\$2,250	
Lowest	\$2,100	

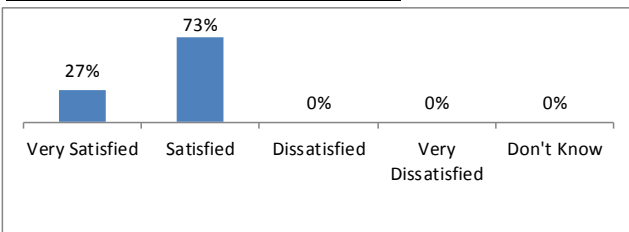
LOCATION OF TRAINING-RELATED EMPLOYMENT

Location	Percentage	Count	n = 7
Regina	29%	2	
Saskatoon	43%	3	
Prince Albert	0%	0	
Moose Jaw	29%	2	
Other Saskatchewan location	0%	0	
Outside Saskatchewan	0%	0	

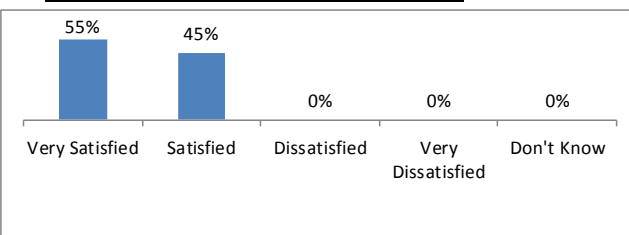
Employed out-of-province (Training & Non-Training Related Employment)

n = 0	By choice	0
Reasons why employed outside Saskatchewan		
More employment opportunities		0
Better wages and benefits		0
Personal reasons		0

TRAINING PREPARED FOR EMPLOYMENT



OVERALL QUALITY OF TRAINING RECEIVED



NOT EMPLOYED

Reason not currently employed	n = 2
Returned for further education	1
Quit employment	0
No employment opportunities	0
Lack of experience	0
Laid off by employer	1
Personal Reasons	0

Actively looking for work

Yes = 1 No = 1 n = 2

Have worked since completing training

Yes = 2 No = 0 n = 2

Work was training related

Yes = 1 No = 1 n = 2

Scheduled to return to work in the future

Yes = 1 No = 1 n = 2

PURSuing FURTHER EDUCATION

Currently enrolled in further education

Yes = 4 No = 7 n = 11

Type of further education

Sask Polytech program	2	n = 4
University program	1	
Apprenticeship program	0	
Other Post-Secondary program	1	
Other program	0	

SAMPLE OF TRAINING-RELATED EMPLOYMENT

- Administrative Assistant
- Chiropractic Assistant
- Executive Assistant

Notes:

n: Number of respondents to the question

Available to work: The employed and the not employed who are looking for work

**Office Education
Certificate**

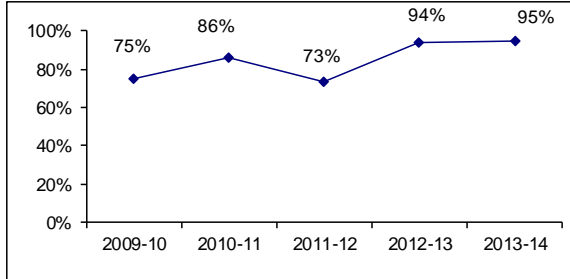
Graduates: 40
National Occupation Classification Code

Respondents: 21
1241

**Moose Jaw Campus
Continuing Education**
Response Rate: 53%

EMPLOYMENT STATUS	(% available to work)	
Available to work	20	
Employed	20	100%
Full-time	17	85%
Part-time/casual	3	15%
Employed part-time/casual by choice	1	5%
Training-related employed	19	95%
Full-time training-related employed	16	80%
Part-time/Casual training-related employed	3	15%
Self-employed	0	0%
Unemployed (not working, but looking for work)	0	0%
Not Available to work (not working, and not looking for work)	1	

TREND OF TRAINING-RELATED EMPLOYMENT



FULL-TIME TRAINING-RELATED MONTHLY SALARY

Highest	\$3,600	
Average	\$2,798	n = 16
Median	\$2,752	
Lowest	\$2,250	

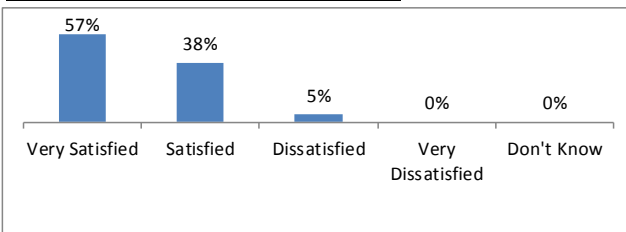
LOCATION OF TRAINING-RELATED EMPLOYMENT

Location	Percentage	Count	n = 19
Regina	21%	4	
Saskatoon	11%	2	
Prince Albert	0%	0	
Moose Jaw	0%	0	
Other Saskatchewan location	63%	12	
Outside Saskatchewan	5%	1	

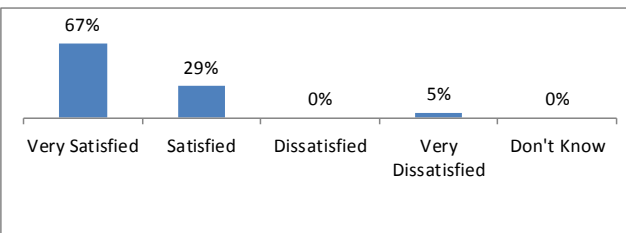
Employed out-of-province (Training & Non-Training Related Employment)
n = 1

By choice	1	
Reasons why employed outside Saskatchewan		
More employment opportunities	0	n = 0
Better wages and benefits	0	
Personal reasons	0	

TRAINING PREPARED FOR EMPLOYMENT n = 21



OVERALL QUALITY OF TRAINING RECEIVED n = 21



NOT EMPLOYED

Reason not currently employed	n = 1
Returned for further education	1
Quit employment	0
No employment opportunities	0
Lack of experience	0
Laid off by employer	0
Personal Reasons	0

Actively looking for work

Yes = 0 No = 1 n = 1

Have worked since completing training

Yes = 1 No = 0 n = 1

Work was training related

Yes = 1 No = 0 n = 1

Scheduled to return to work in the future

Yes = 1 No = 0 n = 1

PURSuing FURTHER EDUCATION

Currently enrolled in further education

Yes = 2 No = 19 n = 21

Type of further education

Sask Polytech program	0	n = 2
University program	0	
Apprenticeship program	0	
Other Post-Secondary program	0	
Other program	2	

SAMPLE OF TRAINING-RELATED EMPLOYMENT

Accounts Payable
Administrative Assistant
Financial Services Associate
Office Administrator

Notes:

n: Number of respondents to the question

Available to work: The employed and the not employed who are looking for work

**Office Education
Certificate**

Regina Campus

Graduates: 79

Respondents: 58
1241

Response Rate: 73%

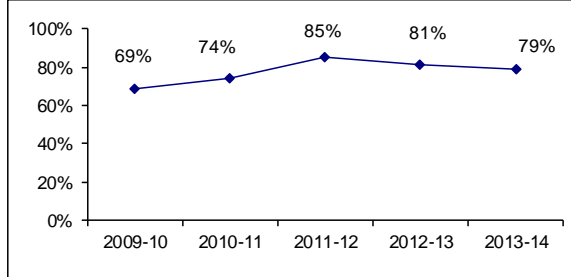
National Occupation Classification Code

EMPLOYMENT STATUS

(% available to work)

Available to work	56	
Employed	51	91%
Full-time	44	79%
Part-time/casual	7	13%
Employed part-time/casual by choice	5	9%
Training-related employed	44	79%
Full-time training-related employed	39	70%
Part-time/Casual training-related employed	5	9%
Self-employed	1	2%
Unemployed (not working, but looking for work)	5	9%
Not Available to work (not working, and not looking for work)	2	

TREND OF TRAINING-RELATED EMPLOYMENT



FULL-TIME TRAINING-RELATED MONTHLY SALARY

Highest	\$4,000	
Average	\$2,853	n = 36
Median	\$2,861	
Lowest	\$1,530	

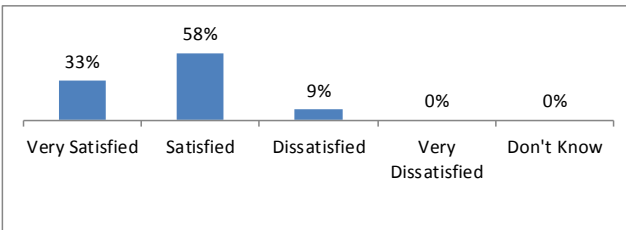
LOCATION OF TRAINING-RELATED EMPLOYMENT

		n = 44
Regina	86%	38
Saskatoon	0%	0
Prince Albert	2%	1
Moose Jaw	2%	1
Other Saskatchewan location	9%	4
Outside Saskatchewan	0%	0

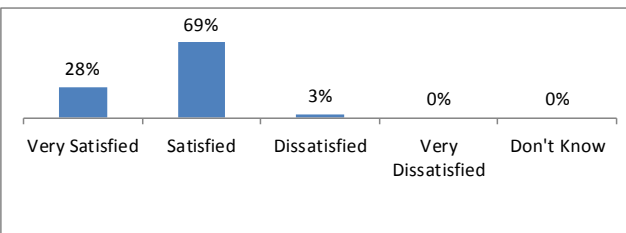
Employed out-of-province (Training & Non-Training Related Employment)

n = 0	By choice	0
Reasons why employed outside Saskatchewan		
More employment opportunities		n = 0
Better wages and benefits		0
Personal reasons		0

TRAINING PREPARED FOR EMPLOYMENT



OVERALL QUALITY OF TRAINING RECEIVED



NOT EMPLOYED

Reason not currently employed	n = 7
Returned for further education	0
Quit employment	1
No employment opportunities	2
Lack of experience	3
Laid off by employer	0
Personal Reasons	1

Actively looking for work

Yes = 5	No = 2	n = 7
---------	--------	-------

Have worked since completing training

Yes = 5	No = 2	n = 7
---------	--------	-------

Work was training related

Yes = 1	No = 4	n = 5
---------	--------	-------

Scheduled to return to work in the future

Yes = 2	No = 5	n = 7
---------	--------	-------

PURSuing FURTHER EDUCATION

Currently enrolled in further education		n = 58
Yes = 4	No = 54	

Type of further education

		n = 4
Sask Polytech program	3	
University program	1	
Apprenticeship program	0	
Other Post-Secondary program	0	
Other program	0	

SAMPLE OF TRAINING-RELATED EMPLOYMENT

- Administrative Assistant
- Office Administrator
- Executive Assistant
- Hearings Management Officer

Notes:

n: Number of respondents to the question

Available to work: The employed and the not employed who are looking for work

**Office Education
Certificate**

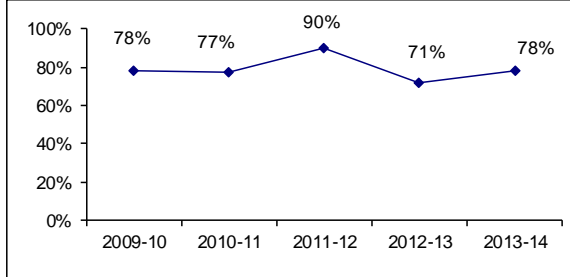
Graduates: 26
National Occupation Classification Code

Respondents: 10
1241

Regina Campus
Continuing Education
Response Rate: 38%

EMPLOYMENT STATUS	(% available to work)	
Available to work	9	100%
Employed		
Full-time	5	56%
Part-time/casual	4	44%
Employed part-time/casual by choice	1	11%
Training-related employed	7	78%
Full-time training-related employed	4	44%
Part-time/Casual training-related employed	3	33%
Self-employed	0	0%
Unemployed (not working, but looking for work)	0	0%
Not Available to work (not working, and not looking for work)	1	

TREND OF TRAINING-RELATED EMPLOYMENT



FULL-TIME TRAINING-RELATED MONTHLY SALARY

Highest	\$3,000	
Average	\$2,427	n = 4
Median	\$2,455	
Lowest	\$1,800	

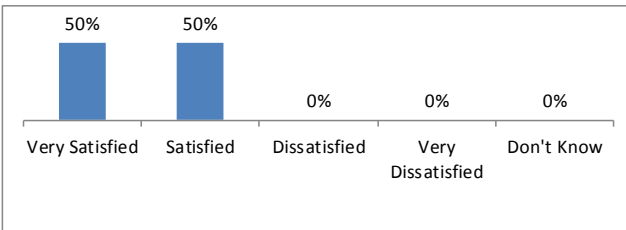
LOCATION OF TRAINING-RELATED EMPLOYMENT

Location	Percentage	Count	n = 7
Regina	14%	1	
Saskatoon	0%	0	
Prince Albert	0%	0	
Moose Jaw	0%	0	
Other Saskatchewan location	86%	6	
Outside Saskatchewan	0%	0	

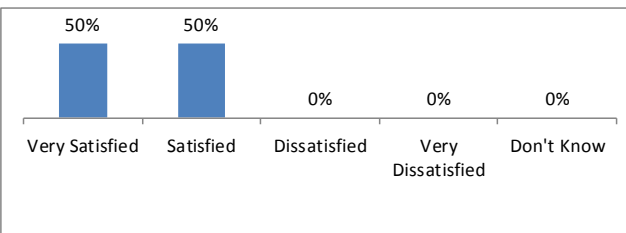
Employed out-of-province (Training & Non-Training Related Employment)

n = 0	By choice	0
Reasons why employed outside Saskatchewan		
More employment opportunities		0
Better wages and benefits		0
Personal reasons		0

TRAINING PREPARED FOR EMPLOYMENT



OVERALL QUALITY OF TRAINING RECEIVED



NOT EMPLOYED

n = 1	
Reason not currently employed	n = 1
Returned for further education	1
Quit employment	0
No employment opportunities	0
Lack of experience	0
Laid off by employer	0
Personal Reasons	0

Actively looking for work

Yes = 0	No = 1	n = 1
---------	--------	-------

Have worked since completing training

Yes = 0	No = 1	n = 1
---------	--------	-------

Work was training related

Yes = 0	No = 0	n = 0
---------	--------	-------

Scheduled to return to work in the future

Yes = 1	No = 0	n = 1
---------	--------	-------

PURSuing FURTHER EDUCATION

Currently enrolled in further education		n = 10
Yes = 1	No = 9	

Type of further education

Sask Polytech program	1	n = 1
University program	0	
Apprenticeship program	0	
Other Post-Secondary program	0	
Other program	0	

SAMPLE OF TRAINING-RELATED EMPLOYMENT

Manager, Financial Services
Receptionist

Notes:

n: Number of respondents to the question

Available to work: The employed and the not employed who are looking for work

**Office Education
Certificate**

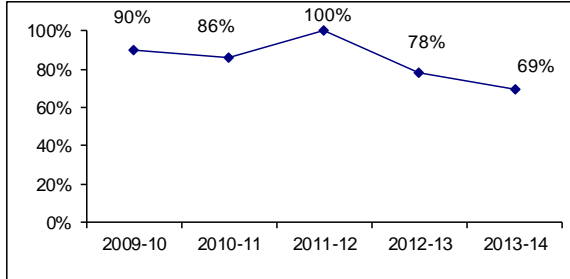
Graduates: 23
National Occupation Classification Code

Respondents: 16
1241

Prince Albert Campus
Base
Response Rate: 70%

EMPLOYMENT STATUS	(% available to work)	
Available to work	13	
Employed	13	100%
Full-time	13	100%
Part-time/casual	0	0%
Employed part-time/casual by choice	0	0%
Training-related employed	9	69%
Full-time training-related employed	9	69%
Part-time/Casual training-related employed	0	0%
Self-employed	0	0%
Unemployed (not working, but looking for work)	0	0%
Not Available to work (not working, and not looking for work)	3	

TREND OF TRAINING-RELATED EMPLOYMENT



FULL-TIME TRAINING-RELATED MONTHLY SALARY

Highest	\$3,096	
Average	\$2,530	n = 9
Median	\$2,700	
Lowest	\$1,859	

LOCATION OF TRAINING-RELATED EMPLOYMENT

Location	Percentage	Count	n = 9
Regina	0%	0	
Saskatoon	11%	1	
Prince Albert	67%	6	
Moose Jaw	0%	0	
Other Saskatchewan location	11%	1	
Outside Saskatchewan	11%	1	

Employed out-of-province (Training & Non-Training Related Employment)
n = 2

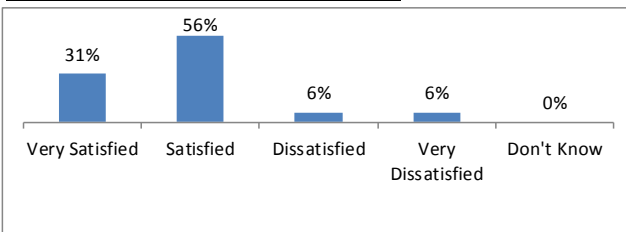
By choice 1

Reasons why employed outside Saskatchewan

More employment opportunities	0	n = 1
Better wages and benefits	0	
Personal reasons	1	

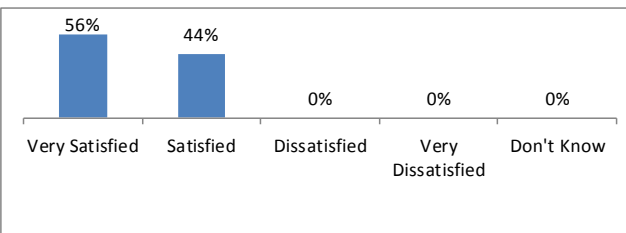
TRAINING PREPARED FOR EMPLOYMENT

n = 16



OVERALL QUALITY OF TRAINING RECEIVED

n = 16



NOT EMPLOYED

n = 3

Reason not currently employed

n = 3

Returned for further education	1
Quit employment	0
No employment opportunities	0
Lack of experience	0
Laid off by employer	0
Personal Reasons	2

Actively looking for work

n = 3

Yes = 0 No = 3

Have worked since completing training

Yes = 2 No = 1 n = 3

Work was training related

Yes = 2 No = 0 n = 2

Scheduled to return to work in the future

Yes = 1 No = 2 n = 3

PURSuing FURTHER EDUCATION

Currently enrolled in further education

Yes = 1 No = 15 n = 16

Type of further education

n = 1

Sask Polytech program	0
University program	0
Apprenticeship program	0
Other Post-Secondary program	1
Other program	0

SAMPLE OF TRAINING-RELATED EMPLOYMENT

Administrative Assistant
Health Records Clerk
Office Assistant
Receptionist

Notes:

n: Number of respondents to the question

Available to work: The employed and the not employed who are looking for work

**Office Education
Certificate**

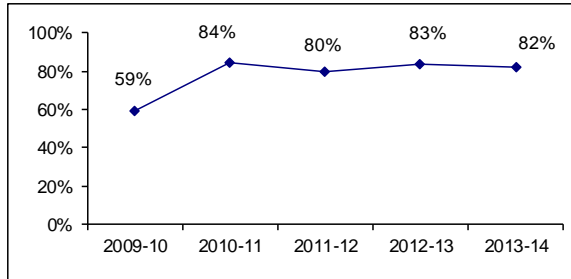
Graduates: 35
National Occupation Classification Code

Respondents: 20
1241

Prince Albert Campus
Continuing Education
Response Rate: 57%

EMPLOYMENT STATUS	(% available to work)	
Available to work	17	
Employed	15	88%
Full-time	9	53%
Part-time/casual	6	35%
Employed part-time/casual by choice	2	12%
Training-related employed	14	82%
Full-time training-related employed	9	53%
Part-time/Casual training-related employed	5	29%
Self-employed	2	12%
Unemployed (not working, but looking for work)	2	12%
Not Available to work (not working, and not looking for work)	3	

TREND OF TRAINING-RELATED EMPLOYMENT



FULL-TIME TRAINING-RELATED MONTHLY SALARY

Highest	\$3,737	
Average	\$2,694	n = 9
Median	\$2,801	
Lowest	\$1,530	

LOCATION OF TRAINING-RELATED EMPLOYMENT

Location	Percentage	Count	Total (n)
Regina	0%	0	14
Saskatoon	0%	0	
Prince Albert	0%	0	
Moose Jaw	0%	0	
Other Saskatchewan location	86%	12	
Outside Saskatchewan	14%	2	

Employed out-of-province (Training & Non-Training Related Employment)
n = 2

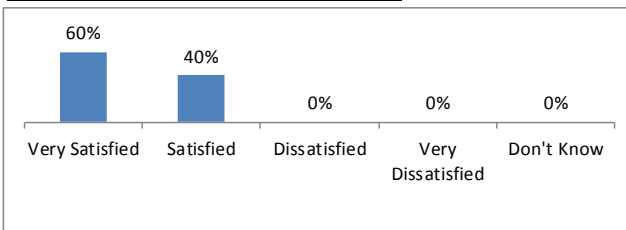
By choice 2

Reasons why employed outside Saskatchewan

More employment opportunities	0	n = 1
Better wages and benefits	0	
Personal reasons	1	

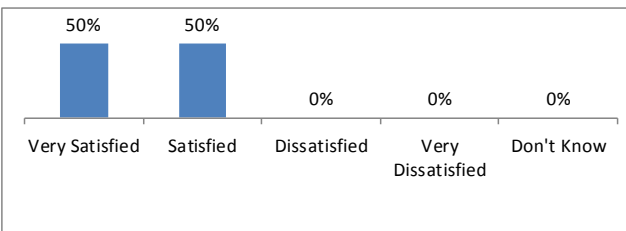
TRAINING PREPARED FOR EMPLOYMENT

n = 20



OVERALL QUALITY OF TRAINING RECEIVED

n = 20



NOT EMPLOYED

n = 5

Reason not currently employed

n = 5

Returned for further education	1
Quit employment	0
No employment opportunities	0
Lack of experience	0
Laid off by employer	0
Personal Reasons	4

Actively looking for work

n = 5

Yes = 2 No = 3

Have worked since completing training

Yes = 3 No = 2 n = 5

Work was training related

Yes = 3 No = 0 n = 3

Scheduled to return to work in the future

Yes = 3 No = 2 n = 5

PURSuing FURTHER EDUCATION

Currently enrolled in further education

Yes = 1 No = 19 n = 20

Type of further education

n = 1

Sask Polytech program	0
University program	1
Apprenticeship program	0
Other Post-Secondary program	0
Other program	0

SAMPLE OF TRAINING-RELATED EMPLOYMENT

Administrative Assistant
HR Data Entry Clerk
Office Administrator
Office Manager

Notes:

n: Number of respondents to the question

Available to work: The employed and the not employed who are looking for work

Summary Page – Community Services Division Overall

Community Services Division

Overall

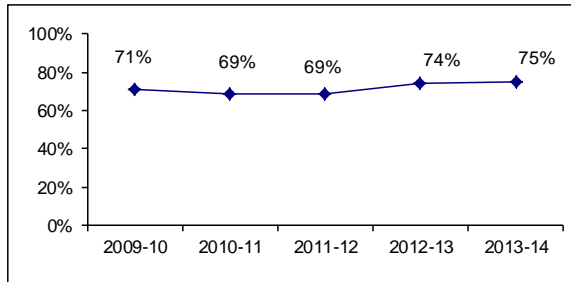
Graduates: 719

Respondents: 401

Response Rate: 56%

EMPLOYMENT STATUS	(% available to work)	
Available to work	350	
Employed	324	93%
Full-time	212	61%
Part-time/casual	112	32%
Employed part-time/casual by choice	59	17%
Training-related employed	263	75%
Full-time training-related employed	181	52%
Part-time/Casual training-related employed	82	23%
Self-employed	18	5%
Unemployed (not working, but looking for work)	26	7%
Not Available to work (not working, and not looking for work)	51	

TREND OF TRAINING-RELATED EMPLOYMENT



FULL-TIME TRAINING-RELATED MONTHLY SALARY

Highest	\$4,688	
Average	\$2,644	n = 173
Median	\$2,654	
Lowest	\$1,530	

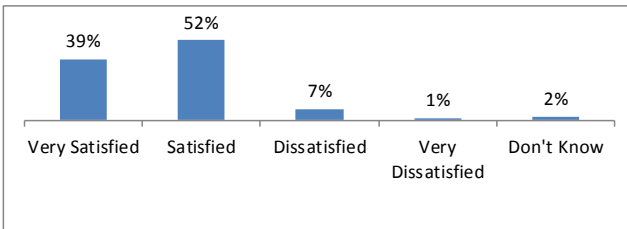
LOCATION OF TRAINING-RELATED EMPLOYMENT

Location	Percentage	Count	Total (n)
Regina	23%	61	263
Saskatoon	30%	80	
Prince Albert	15%	40	
Moose Jaw	4%	10	
Other Saskatchewan location	24%	64	
Outside Saskatchewan	3%	8	

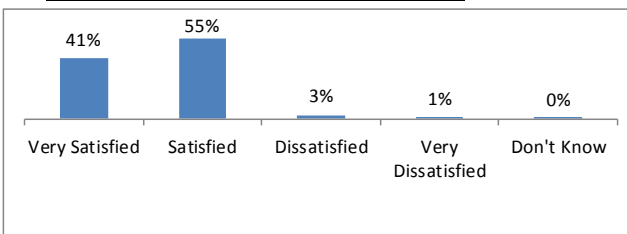
Employed out-of-province (Training & Non-Training Related Employment)

n = 9	By choice	7
Reasons why employed outside Saskatchewan		
More employment opportunities	2	n = 4
Better wages and benefits	1	
Personal reasons	1	

TRAINING PREPARED FOR EMPLOYMENT



OVERALL QUALITY OF TRAINING RECEIVED



NOT EMPLOYED

n = 77

Reason not currently employed		Total (n)
Returned for further education	40	77
Quit employment	0	
No employment opportunities	8	
Lack of experience	3	
Laid off by employer	0	
Personal Reasons	26	

Actively looking for work

n = 77

Yes = 26 No = 51

Have worked since completing training

Yes = 47 No = 30 n = 77

Work was training related

Yes = 31 No = 16 n = 47

Scheduled to return to work in the future

Yes = 40 No = 37 n = 77

PURSuing FURTHER EDUCATION

Currently enrolled in further education

Yes = 106 No = 295 n = 401

Type of further education

Sask Polytech program	72	n = 106
University program	14	
Apprenticeship program	7	
Other Post-Secondary program	4	
Other program	9	

Notes:

n: Number of respondents to the question

Available to work: The employed and the not employed who are looking for work

Summary Page – Community Services Division Base Programs

Community Services Division

Base

Graduates: 383

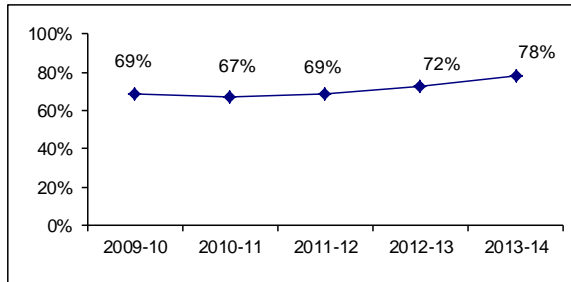
Respondents: 231

Response Rate: 60%

EMPLOYMENT STATUS

	(% available to work)
Available to work	210
Employed	198 94%
Full-time	128 61%
Part-time/casual	70 33%
Employed part-time/casual by choice	39 19%
Training-related employed	164 78%
Full-time training-related employed	110 52%
Part-time/Casual training-related employed	54 26%
Self-employed	9 4%
Unemployed (not working, but looking for work)	12 6%
Not Available to work (not working, and not looking for work)	21

TREND OF TRAINING-RELATED EMPLOYMENT



FULL-TIME TRAINING-RELATED MONTHLY SALARY

Highest	\$4,500	
Average	\$2,612	n = 105
Median	\$2,639	
Lowest	\$1,530	

LOCATION OF TRAINING-RELATED EMPLOYMENT

		n = 164
Regina	23%	38
Saskatoon	40%	65
Prince Albert	16%	26
Moose Jaw	2%	4
Other Saskatchewan location	16%	26
Outside Saskatchewan	3%	5

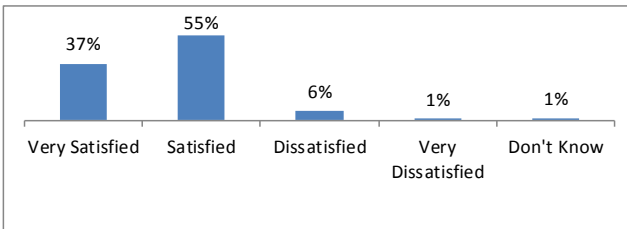
Employed out-of-province (Training & Non-Training Related Employment)

n = 5	By choice	4
-------	-----------	---

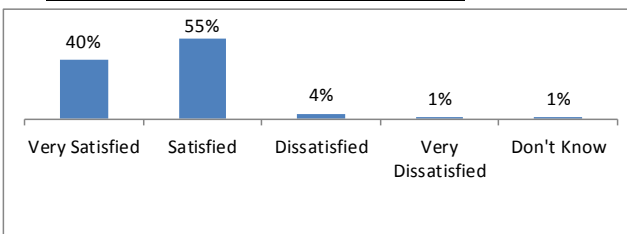
Reasons why employed outside Saskatchewan

More employment opportunities	1	n = 2
Better wages and benefits	0	
Personal reasons	1	

TRAINING PREPARED FOR EMPLOYMENT



OVERALL QUALITY OF TRAINING RECEIVED



NOT EMPLOYED

n = 33

Reason not currently employed

Returned for further education	20
Quit employment	0
No employment opportunities	3
Lack of experience	2
Laid off by employer	0
Personal Reasons	8

Actively looking for work

n = 33

Yes = 12 No = 21

Have worked since completing training

Yes = 23 No = 10 n = 33

Work was training related

Yes = 16 No = 7 n = 23

Scheduled to return to work in the future

Yes = 16 No = 17 n = 33

PURSuing FURTHER EDUCATION

Currently enrolled in further education

Yes = 63 No = 168 n = 231

Type of further education

Sask Polytech program	39	n = 63
University program	10	
Apprenticeship program	7	
Other Post-Secondary program	2	
Other program	5	

Notes:

n: Number of respondents to the question

Available to work: The employed and the not employed who are looking for work

Summary Page – Community Services Division Continuing Education Programs

Community Services Division

Continuing Education

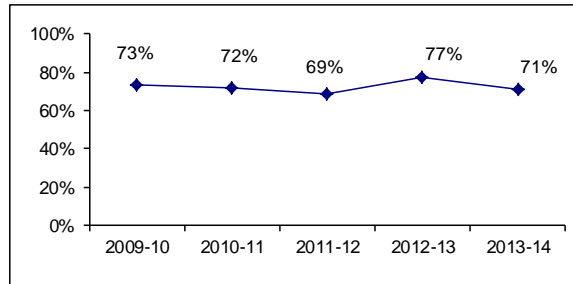
Graduates: 336

Respondents: 170

Response Rate: 51%

EMPLOYMENT STATUS	(% available to work)	
Available to work	140	
Employed	126	90%
Full-time	84	60%
Part-time/casual	42	30%
Employed part-time/casual by choice	20	14%
Training-related employed	99	71%
Full-time training-related employed	71	51%
Part-time/Casual training-related employed	28	20%
Self-employed	9	6%
Unemployed (not working, but looking for work)	14	10%
Not Available to work (not working, and not looking for work)	30	

TREND OF TRAINING-RELATED EMPLOYMENT



FULL-TIME TRAINING-RELATED MONTHLY SALARY

Highest	\$4,688	
Average	\$2,694	n = 68
Median	\$2,677	
Lowest	\$1,530	

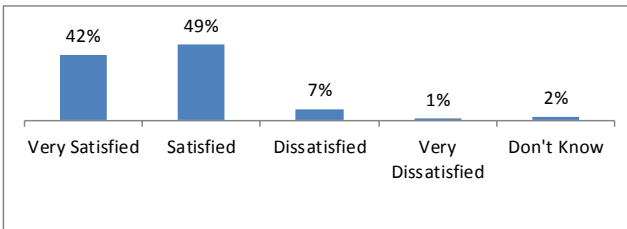
LOCATION OF TRAINING-RELATED EMPLOYMENT

Location	Percentage	Count	n = 99
Regina	23%	23	
Saskatoon	15%	15	
Prince Albert	14%	14	
Moose Jaw	6%	6	
Other Saskatchewan location	38%	38	
Outside Saskatchewan	3%	3	

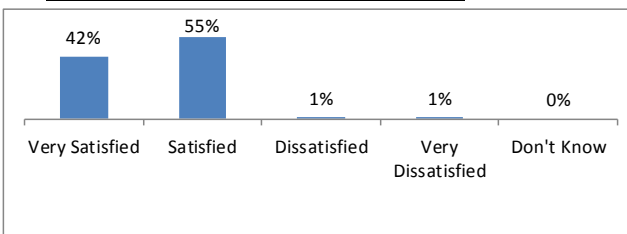
Employed out-of-province (Training & Non-Training Related Employment)

n = 4	By choice	3
Reasons why employed outside Saskatchewan		
More employment opportunities	1	n = 2
Better wages and benefits	1	
Personal reasons	0	

TRAINING PREPARED FOR EMPLOYMENT



OVERALL QUALITY OF TRAINING RECEIVED



NOT EMPLOYED

n = 44

Reason not currently employed		n = 44
Returned for further education	20	
Quit employment	0	
No employment opportunities	5	
Lack of experience	1	
Laid off by employer	0	
Personal Reasons	18	

Actively looking for work

n = 44

Yes = 14 No = 30

Have worked since completing training

Yes = 24 No = 20 n = 44

Work was training related

Yes = 15 No = 9 n = 24

Scheduled to return to work in the future

Yes = 24 No = 20 n = 44

PURSUIING FURTHER EDUCATION

Currently enrolled in further education

Yes = 43 No = 127 n = 170

Type of further education

Sask Polytech program	33	n = 43
University program	4	
Apprenticeship program	0	
Other Post-Secondary program	2	
Other program	4	

Notes:

n: Number of respondents to the question

Available to work: The employed and the not employed who are looking for work

Program Pages – Community Services Division

Index

Program	Campus	Credential	Program Type	Graduates	Responses
Aboriginal Police Preparation	Saskatoon	Applied Certificate	Continuing Education	7	4
Aboriginal Police Preparation	Regina	Applied Certificate	Continuing Education	14	7
Aboriginal Police Preparation	Prince Albert	Applied Certificate	Continuing Education	15	6
Addictions Counselling	Prince Albert	Diploma	Base	10	9
Correctional Studies	Prince Albert	Diploma	Base	37	18
Disability Support Worker	Saskatoon	Certificate	Base	19	14
Early Childhood Education	Saskatoon	Certificate	Base	15	12
Early Childhood Education	Regina	Certificate	Base	19	13
Early Childhood Education	Prince Albert	Certificate	Base	13	9
Early Childhood Education	Saskatoon	Certificate	Continuing Education	13	10
Early Childhood Education	Regina	Certificate	Continuing Education	10	8
Early Childhood Education	Prince Albert	Certificate	Continuing Education	10	7
Early Childhood Education	Saskatoon	Diploma	Base	16	11
Early Childhood Education	Regina	Diploma	Base	17	13
Early Childhood Education	Saskatoon	Diploma	Continuing Education	6	5
Educational Assistant	Saskatoon	Certificate	Base	19	14
Educational Assistant	Regina	Certificate	Base	14	8
Educational Assistant	Saskatoon	Certificate	Continuing Education	22	13
Food and Nutrition Management	Saskatoon	Diploma	Base	11	6
Funeral Service	Saskatoon	Certificate	Continuing Education	10	6
Graphic Communications	Regina	Diploma	Base	14	8
Hairstylist	Prince Albert	Certificate	Base	17	5
Hairstylist	Prince Albert	Certificate	Continuing Education	20	8
Hotel and Restaurant Administration	Saskatoon	Diploma	Base	10	5
Institutional Cooking	Prince Albert	Applied Certificate	Continuing Education	32	12
Library and Information Technology	Saskatoon	Diploma	Base	15	12
New Media Communications	Regina	Certificate	Base	13	9
New Media Communications	Prince Albert	Certificate	Base	9	7
Professional Cooking	Saskatoon	Certificate	Base	17	6
Professional Cooking	Moose Jaw	Certificate	Base	12	7
Professional Cooking	Prince Albert	Certificate	Base	32	16

Short Order Cooking	Prince Albert	Applied Certificate	Continuing Education	43	15
Therapeutic Recreation	Saskatoon	Diploma	Continuing Education	7	4
Victim Services Coordination	Regina	Applied Certificate	Continuing Education	8	5
Victim Services Coordination	Prince Albert	Applied Certificate	Continuing Education	11	7
Website Design and Development	Prince Albert	Applied Certificate	Base	7	4
Youth Care Worker	Saskatoon	Certificate	Base	17	7
Youth Care Worker	Saskatoon	Certificate	Continuing Education	49	29
Youth Care Worker	Saskatoon	Diploma	Base	18	10

No Program Pages

Individual program pages were not prepared for programs with less than four respondents. The responses are included in the overall totals.

Program	Campus	Credential	Program Type	Graduates	Responses
Disability Support Worker	Saskatoon	Certificate	Continuing Education	3	3
Early Childhood Education	Regina	Diploma	Continuing Education	4	3
Educational Assistant	Regina	Certificate	Continuing Education	1	1
Esthetician	Prince Albert	Certificate	Continuing Education	4	2
Food and Beverage Service	Prince Albert	Applied Certificate	Continuing Education	12	3
Indigenous Peacekeeping	Prince Albert	Applied Certificate	Continuing Education	7	2
Media Arts Production	Prince Albert	Certificate	Base	3	2
Media Arts Production	Prince Albert	Diploma	Base	4	2
New Media Communications	Prince Albert	Diploma	Base	1	1
Recreation and Tourism Management	Saskatoon	Diploma	Base	1	1
Youth Care Worker	Saskatoon	Diploma	Continuing Education	1	1

Aboriginal Police Preparation

Applied Certificate

Graduates: 7

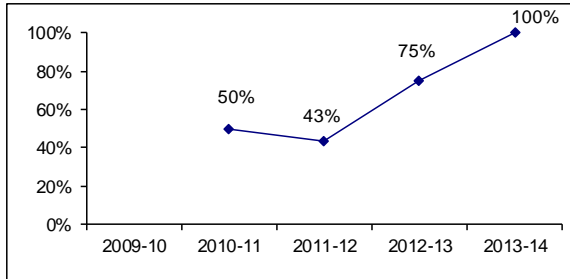
National Occupation Classification Code

Respondents: 4
4423/4422

Saskatoon Campus
Continuing Education
Response Rate: 57%

EMPLOYMENT STATUS	(% available to work)
Available to work	3
Employed	100%
Full-time	67%
Part-time/casual	33%
Employed part-time/casual by choice	33%
Training-related employed	100%
Full-time training-related employed	67%
Part-time/Casual training-related employed	33%
Self-employed	0%
Unemployed (not working, but looking for work)	0%
Not Available to work (not working, and not looking for work)	1

TREND OF TRAINING-RELATED EMPLOYMENT



FULL-TIME TRAINING-RELATED MONTHLY SALARY

Highest	\$3,045	
Average	\$2,373	n = 2
Median	\$2,373	
Lowest	\$1,700	

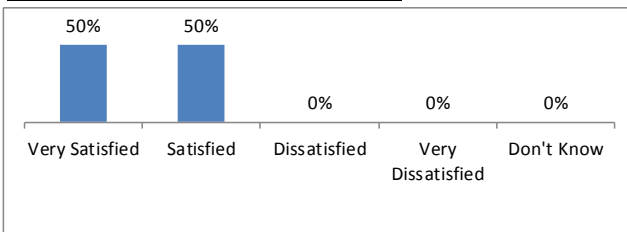
LOCATION OF TRAINING-RELATED EMPLOYMENT

Location	Percentage	Count	n = 3
Regina	0%	0	
Saskatoon	100%	3	
Prince Albert	0%	0	
Moose Jaw	0%	0	
Other Saskatchewan location	0%	0	
Outside Saskatchewan	0%	0	

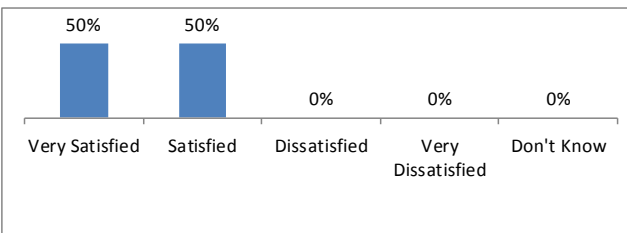
Employed out-of-province (Training & Non-Training Related Employment)

n = 0	By choice	0
Reasons why employed outside Saskatchewan		
More employment opportunities		0
Better wages and benefits		0
Personal reasons		0

TRAINING PREPARED FOR EMPLOYMENT



OVERALL QUALITY OF TRAINING RECEIVED



NOT EMPLOYED

n = 1	
Reason not currently employed	n = 1
Returned for further education	1
Quit employment	0
No employment opportunities	0
Lack of experience	0
Laid off by employer	0
Personal Reasons	0

Actively looking for work

Yes = 0 No = 1 n = 1

Have worked since completing training

Yes = 1 No = 0 n = 1

Work was training related

Yes = 0 No = 1 n = 1

Scheduled to return to work in the future

Yes = 1 No = 0 n = 1

PURSuing FURTHER EDUCATION

Currently enrolled in further education

Yes = 1 No = 3 n = 4

Type of further education

Sask Polytech program	1	n = 1
University program	0	
Apprenticeship program	0	
Other Post-Secondary program	0	
Other program	0	

SAMPLE OF TRAINING-RELATED EMPLOYMENT

Security Officer

Notes:

n: Number of respondents to the question

Available to work: The employed and the not employed who are looking for work

Aboriginal Police Preparation

Applied Certificate

Graduates: 14

National Occupation Classification Code

Respondents: 7

4423/4422

Regina Campus

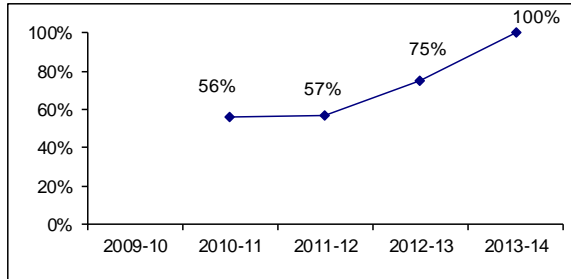
Continuing Education

Response Rate: 50%

EMPLOYMENT STATUS

	(% available to work)
Available to work	7
Employed	7 100%
Full-time	6 86%
Part-time/casual	1 14%
Employed part-time/casual by choice	0 0%
Training-related employed	7 100%
Full-time training-related employed	6 86%
Part-time/Casual training-related employed	1 14%
Self-employed	0 0%
Unemployed (not working, but looking for work)	0 0%
Not Available to work (not working, and not looking for work)	0

TREND OF TRAINING-RELATED EMPLOYMENT



FULL-TIME TRAINING-RELATED MONTHLY SALARY

Highest	\$4,200	
Average	\$2,922	n = 5
Median	\$2,805	
Lowest	\$2,250	

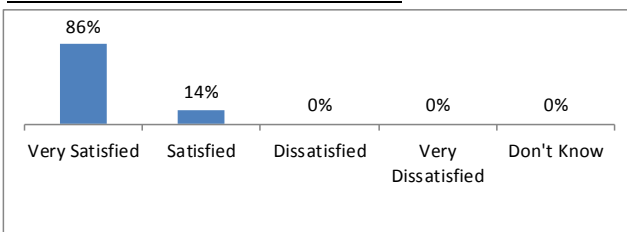
LOCATION OF TRAINING-RELATED EMPLOYMENT

		n = 7
Regina	57%	4
Saskatoon	0%	0
Prince Albert	0%	0
Moose Jaw	14%	1
Other Saskatchewan location	14%	1
Outside Saskatchewan	14%	1

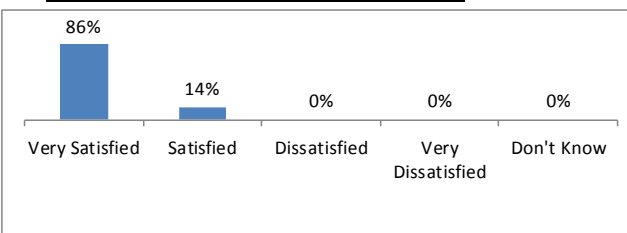
Employed out-of-province (Training & Non-Training Related Employment)

n = 1	By choice	1
Reasons why employed outside Saskatchewan		
More employment opportunities		0
Better wages and benefits		0
Personal reasons		0

TRAINING PREPARED FOR EMPLOYMENT



OVERALL QUALITY OF TRAINING RECEIVED



NOT EMPLOYED

n = 0	
Reason not currently employed	n = 0
Returned for further education	0
Quit employment	0
No employment opportunities	0
Lack of experience	0
Laid off by employer	0
Personal Reasons	0

Actively looking for work

Yes = 0 No = 0 n = 0

Have worked since completing training

Yes = 0 No = 0 n = 0

Work was training related

Yes = 0 No = 0 n = 0

Scheduled to return to work in the future

Yes = 0 No = 0 n = 0

PURSuing FURTHER EDUCATION

Currently enrolled in further education

Yes = 0 No = 7 n = 7

Type of further education

Sask Polytech program	0	
University program	0	
Apprenticeship program	0	
Other Post-Secondary program	0	
Other program	0	

SAMPLE OF TRAINING-RELATED EMPLOYMENT

Police Officer
Security Guard
Security Officer

Notes:

n: Number of respondents to the question

Available to work: The employed and the not employed who are looking for work

Aboriginal Police Preparation

Applied Certificate

Graduates: 15

National Occupation Classification Code

Respondents: 6

4423/4422

Prince Albert Campus

Continuing Education

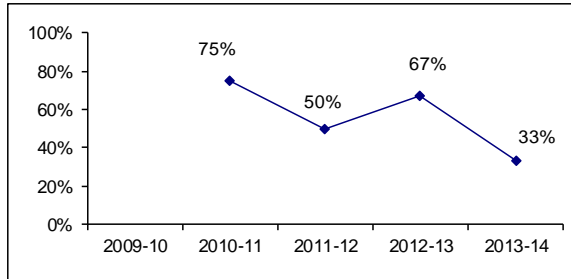
Response Rate: 40%

EMPLOYMENT STATUS

(% available to work)

Available to work	6	
Employed	5	83%
Full-time	0	0%
Part-time/casual	5	83%
Employed part-time/casual by choice	0	0%
Training-related employed	2	33%
Full-time training-related employed	0	0%
Part-time/Casual training-related employed	2	33%
Self-employed	0	0%
Unemployed (not working, but looking for work)	1	17%
Not Available to work (not working, and not looking for work)	0	

TREND OF TRAINING-RELATED EMPLOYMENT



FULL-TIME TRAINING-RELATED MONTHLY SALARY

Highest	\$0	
Average	\$0	n = 0
Median	\$0	
Lowest	\$0	

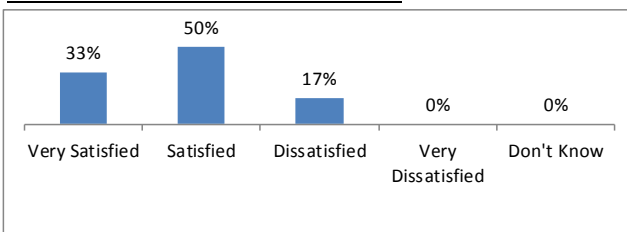
LOCATION OF TRAINING-RELATED EMPLOYMENT

		n = 2
Regina	0%	0
Saskatoon	0%	0
Prince Albert	100%	2
Moose Jaw	0%	0
Other Saskatchewan location	0%	0
Outside Saskatchewan	0%	0

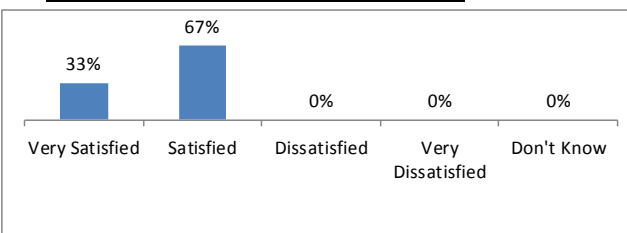
Employed out-of-province (Training & Non-Training Related Employment)

n = 0	By choice	0
Reasons why employed outside Saskatchewan		
More employment opportunities		n = 0
Better wages and benefits		0
Personal reasons		0

TRAINING PREPARED FOR EMPLOYMENT



OVERALL QUALITY OF TRAINING RECEIVED



NOT EMPLOYED

n = 1

Reason not currently employed

Returned for further education	0
Quit employment	0
No employment opportunities	0
Lack of experience	0
Laid off by employer	0
Personal Reasons	1

Actively looking for work

n = 1

Yes = 1 No = 0

Have worked since completing training

Yes = 0 No = 1 n = 1

Work was training related

Yes = 0 No = 0 n = 0

Scheduled to return to work in the future

Yes = 1 No = 0 n = 1

PURSuing FURTHER EDUCATION

Currently enrolled in further education

Yes = 0 No = 6 n = 6

Type of further education

Sask Polytech program	0	n = 0
University program	0	
Apprenticeship program	0	
Other Post-Secondary program	0	
Other program	0	

SAMPLE OF TRAINING-RELATED EMPLOYMENT

N/A

Notes:

n: Number of respondents to the question

Available to work: The employed and the not employed who are looking for work

**Addictions Counselling
Diploma**

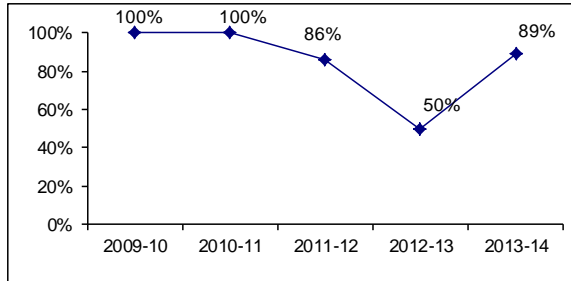
Graduates: 10
National Occupation Classification Code

Respondents: 9
4153/4212

**Prince Albert Campus
Base
Response Rate: 90%**

EMPLOYMENT STATUS	(% available to work)
Available to work	9
Employed	100%
Full-time	67%
Part-time/casual	33%
Employed part-time/casual by choice	0%
Training-related employed	89%
Full-time training-related employed	67%
Part-time/Casual training-related employed	22%
Self-employed	0%
Unemployed (not working, but looking for work)	0%
Not Available to work (not working, and not looking for work)	0%

TREND OF TRAINING-RELATED EMPLOYMENT



FULL-TIME TRAINING-RELATED MONTHLY SALARY

Highest	\$4,500	
Average	\$3,921	n = 6
Median	\$3,812	
Lowest	\$3,750	

LOCATION OF TRAINING-RELATED EMPLOYMENT

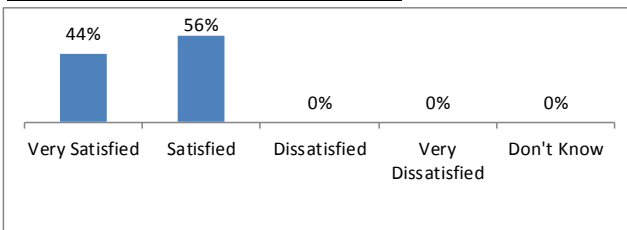
Location	Percentage	n
Regina	13%	1
Saskatoon	25%	2
Prince Albert	25%	2
Moose Jaw	0%	0
Other Saskatchewan location	38%	3
Outside Saskatchewan	0%	0

Employed out-of-province (Training & Non-Training Related Employment)
n = 0

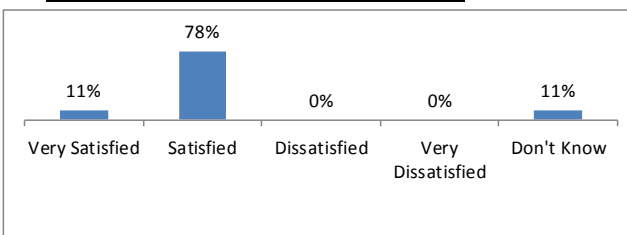
Reasons why employed outside Saskatchewan

More employment opportunities	0	n = 0
Better wages and benefits	0	
Personal reasons	0	

TRAINING PREPARED FOR EMPLOYMENT



OVERALL QUALITY OF TRAINING RECEIVED



NOT EMPLOYED

Reason not currently employed	n = 0
Returned for further education	0
No employment opportunities	0
Lack of experience	0
Quit employment	0
Laid off by employer	0
Personal Reasons	0

Actively looking for work

Yes = 0 No = 0 n = 0

Have worked since completing training

Yes = 0 No = 0 n = 0

Work was training related

Yes = 0 No = 0 n = 0

Scheduled to return to work in the future

Yes = 0 No = 0 n = 0

PURSuing FURTHER EDUCATION

Currently enrolled in further education

Yes = 1 No = 8 n = 9

Type of further education

Sask Polytech program	1	n = 1
University program	0	
Apprenticeship program	0	
Other Post-Secondary program	0	
Other program	0	

SAMPLE OF TRAINING-RELATED EMPLOYMENT

Addictions Counsellor

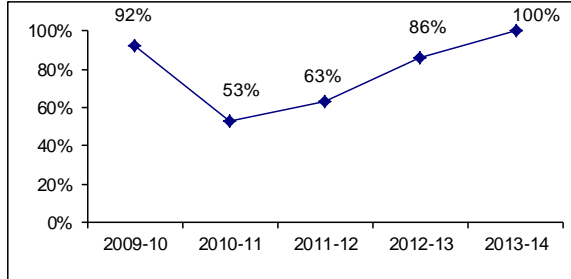
Notes:

n: Number of respondents to the question

Available to work: The employed and the not employed who are looking for work

EMPLOYMENT STATUS	(% available to work)	
Available to work	17	
Employed	17	100%
Full-time	6	35%
Part-time/casual	11	65%
Employed part-time/casual by choice	4	24%
Training-related employed	17	100%
Full-time training-related employed	6	35%
Part-time/Casual training-related employed	11	65%
Self-employed	0	0%
Unemployed (not working, but looking for work)	0	0%
Not Available to work (not working, and not looking for work)	1	

TREND OF TRAINING-RELATED EMPLOYMENT



FULL-TIME TRAINING-RELATED MONTHLY SALARY

Highest	\$3,900	
Average	\$2,933	n = 6
Median	\$3,150	
Lowest	\$1,530	

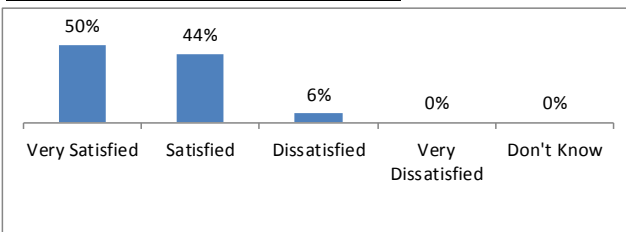
LOCATION OF TRAINING-RELATED EMPLOYMENT

Location	Percentage	Count	n = 17
Regina	12%	2	
Saskatoon	18%	3	
Prince Albert	65%	11	
Moose Jaw	0%	0	
Other Saskatchewan location	6%	1	
Outside Saskatchewan	0%	0	

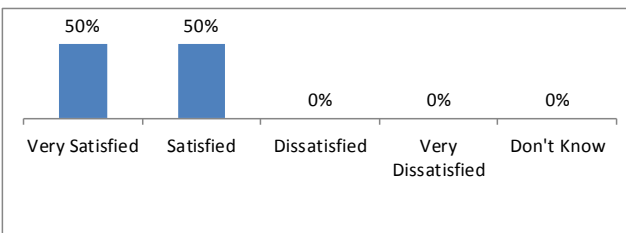
Employed out-of-province (Training & Non-Training Related Employment)
n = 0

Reasons why employed outside Saskatchewan	Count	n = 0
More employment opportunities	0	
Better wages and benefits	0	
Personal reasons	0	

TRAINING PREPARED FOR EMPLOYMENT n = 18



OVERALL QUALITY OF TRAINING RECEIVED n = 18



NOT EMPLOYED n = 1

Reason not currently employed	Count	n = 1
Returned for further education	1	
Quit employment	0	
No employment opportunities	0	
Lack of experience	0	
Laid off by employer	0	
Personal Reasons	0	

Actively looking for work n = 1
Yes = 0 No = 1

Have worked since completing training n = 1
Yes = 1 No = 0

Work was training related n = 1
Yes = 1 No = 0

Scheduled to return to work in the future n = 1
Yes = 1 No = 0

PURSuing FURTHER EDUCATION

Currently enrolled in further education n = 18
Yes = 1 No = 17

Type of further education	Count	n = 1
Sask Polytech program	0	
University program	1	
Apprenticeship program	0	
Other Post-Secondary program	0	
Other program	0	

SAMPLE OF TRAINING-RELATED EMPLOYMENT

- Correctional Worker
- Court Worker
- Probation Officer
- Security Guard

Notes:

n: Number of respondents to the question
Available to work: The employed and the not employed who are looking for work

**Disability Support Worker
Certificate**

Saskatoon Campus

Graduates: 19

Respondents: 14
4212

Response Rate: 74%

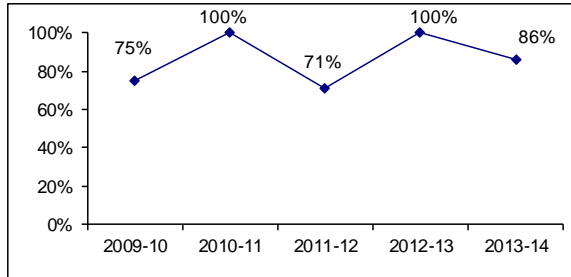
National Occupation Classification Code

EMPLOYMENT STATUS

(% available to work)

Available to work	14	
Employed	13	93%
Full-time	10	71%
Part-time/casual	3	21%
Employed part-time/casual by choice	2	14%
Training-related employed	12	86%
Full-time training-related employed	9	64%
Part-time/Casual training-related employed	3	21%
Self-employed	0	0%
Unemployed (not working, but looking for work)	1	7%
Not Available to work (not working, and not looking for work)	0	

TREND OF TRAINING-RELATED EMPLOYMENT



FULL-TIME TRAINING-RELATED MONTHLY SALARY

Highest	\$2,900	
Average	\$2,618	n = 9
Median	\$2,658	
Lowest	\$2,250	

LOCATION OF TRAINING-RELATED EMPLOYMENT

		n = 12
Regina	0%	0
Saskatoon	67%	8
Prince Albert	0%	0
Moose Jaw	0%	0
Other Saskatchewan location	17%	2
Outside Saskatchewan	17%	2

Employed out-of-province (Training & Non-Training Related Employment)
n = 2

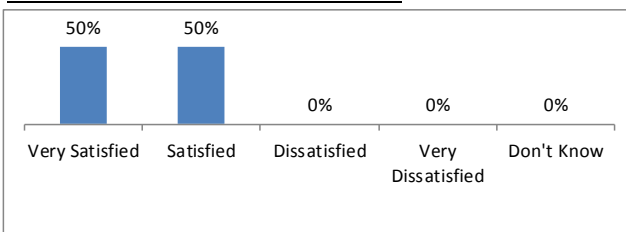
By choice 2

Reasons why employed outside Saskatchewan

More employment opportunities	1	n = 1
Better wages and benefits	0	
Personal reasons	0	

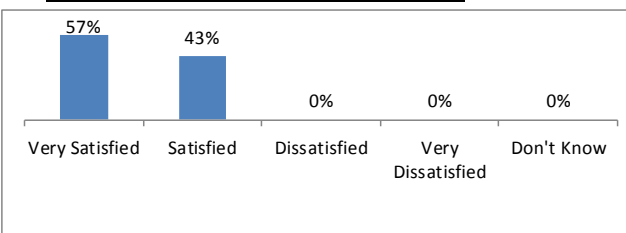
TRAINING PREPARED FOR EMPLOYMENT

n = 14



OVERALL QUALITY OF TRAINING RECEIVED

n = 14



NOT EMPLOYED

n = 1

Reason not currently employed

n = 1

Returned for further education	0
Quit employment	0
No employment opportunities	0
Lack of experience	0
Laid off by employer	0
Personal Reasons	1

Actively looking for work

n = 1

Yes = 1 No = 0

Have worked since completing training

Yes = 0 No = 1 n = 1

Work was training related

Yes = 0 No = 0 n = 0

Scheduled to return to work in the future

Yes = 0 No = 1 n = 1

PURSuing FURTHER EDUCATION

Currently enrolled in further education

Yes = 1 No = 13 n = 14

Type of further education

n = 1

Sask Polytech program	0
University program	0
Apprenticeship program	1
Other Post-Secondary program	0
Other program	0

SAMPLE OF TRAINING-RELATED EMPLOYMENT

Community Resource Practitioner
Direct Support Worker

Notes:

n: Number of respondents to the question

Available to work: The employed and the not employed who are looking for work

**Early Childhood Education
Certificate**

Saskatoon Campus

Graduates: 15

Respondents: 12
4214

Response Rate: 80%

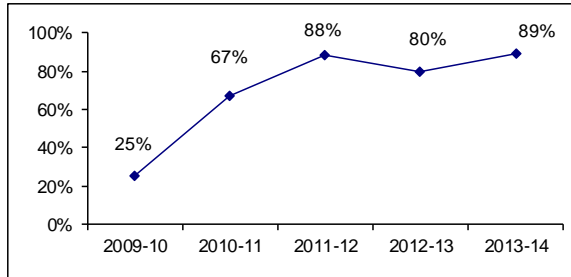
National Occupation Classification Code

EMPLOYMENT STATUS

(% available to work)

Available to work	9	
Employed		100%
Full-time	7	78%
Part-time/casual	2	22%
Employed part-time/casual by choice	2	22%
Training-related employed	8	89%
Full-time training-related employed	6	67%
Part-time/Casual training-related employed	2	22%
Self-employed	0	0%
Unemployed (not working, but looking for work)	0	0%
Not Available to work (not working, and not looking for work)	3	

TREND OF TRAINING-RELATED EMPLOYMENT



FULL-TIME TRAINING-RELATED MONTHLY SALARY

Highest	\$2,325	
Average	\$2,040	n = 6
Median	\$2,050	
Lowest	\$1,800	

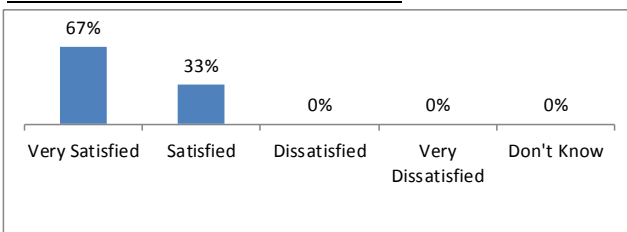
LOCATION OF TRAINING-RELATED EMPLOYMENT

			n = 8
Regina	0%	0	
Saskatoon	75%	6	
Prince Albert	0%	0	
Moose Jaw	0%	0	
Other Saskatchewan location	13%	1	
Outside Saskatchewan	13%	1	

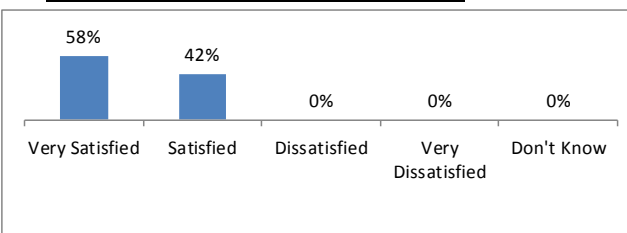
Employed out-of-province (Training & Non-Training Related Employment)

n = 1	By choice	1
Reasons why employed outside Saskatchewan		
More employment opportunities	0	n = 1
Better wages and benefits	0	
Personal reasons	1	

TRAINING PREPARED FOR EMPLOYMENT



OVERALL QUALITY OF TRAINING RECEIVED



NOT EMPLOYED

n = 3	
Reason not currently employed	n = 3
Returned for further education	2
Quit employment	0
No employment opportunities	0
Lack of experience	0
Laid off by employer	0
Personal Reasons	1

Actively looking for work

Yes = 0 No = 3 n = 3

Have worked since completing training

Yes = 3 No = 0 n = 3

Work was training related

Yes = 3 No = 0 n = 3

Scheduled to return to work in the future

Yes = 2 No = 1 n = 3

PURSuing FURTHER EDUCATION

Currently enrolled in further education

Yes = 8 No = 4 n = 12

Type of further education

	n = 8
Sask Polytech program	8
University program	0
Apprenticeship program	0
Other Post-Secondary program	0
Other program	0

SAMPLE OF TRAINING-RELATED EMPLOYMENT

Early Childhood Educator
Nanny

Notes:

n: Number of respondents to the question

Available to work: The employed and the not employed who are looking for work

Early Childhood Education

Regina Campus

Certificate

Base

Graduates: 19

Respondents: 13

Response Rate: 68%

National Occupation Classification Code

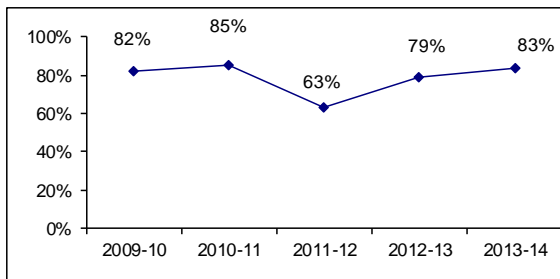
4214

EMPLOYMENT STATUS

(% available to work)

Available to work	12	100%
Employed	5	42%
Full-time	7	58%
Part-time/casual	5	42%
Employed part-time/casual by choice	10	83%
Training-related employed	5	42%
Full-time training-related employed	5	42%
Part-time/Casual training-related employed	1	8%
Self-employed	0	0%
Unemployed (not working, but looking for work)	1	
Not Available to work (not working, and not looking for work)	1	

TREND OF TRAINING-RELATED EMPLOYMENT



FULL-TIME TRAINING-RELATED MONTHLY SALARY

Highest	\$3,750	
Average	\$2,490	n = 5
Median	\$2,250	
Lowest	\$1,800	

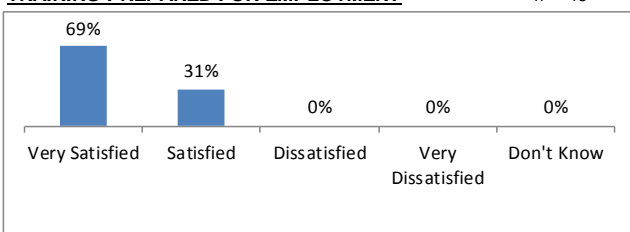
LOCATION OF TRAINING-RELATED EMPLOYMENT

		n = 10
Regina	90%	9
Saskatoon	0%	0
Prince Albert	0%	0
Moose Jaw	0%	0
Other Saskatchewan location	10%	1
Outside Saskatchewan	0%	0

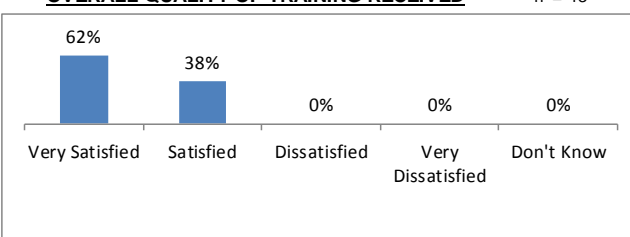
Employed out-of-province (Training & Non-Training Related Employment)

n = 0	By choice	0
Reasons why employed outside Saskatchewan		
More employment opportunities		n = 0
Better wages and benefits		
Personal reasons		

TRAINING PREPARED FOR EMPLOYMENT



OVERALL QUALITY OF TRAINING RECEIVED



NOT EMPLOYED

n = 1	
Reason not currently employed	n = 1
Returned for further education	1
Quit employment	0
No employment opportunities	0
Lack of experience	0
Laid off by employer	0
Personal Reasons	0

Actively looking for work

Yes = 0 No = 1 n = 1

Have worked since completing training

Yes = 1 No = 0 n = 1

Work was training related

Yes = 1 No = 0 n = 1

Scheduled to return to work in the future

Yes = 0 No = 1 n = 1

PURSuing FURTHER EDUCATION

Currently enrolled in further education

Yes = 8 No = 5 n = 13

Type of further education

	n = 8
Sask Polytech program	8
University program	0
Apprenticeship program	0
Other Post-Secondary program	0
Other program	0

SAMPLE OF TRAINING-RELATED EMPLOYMENT

Early Childhood Educator

Notes:

n: Number of respondents to the question

Available to work: The employed and the not employed who are looking for work

**Early Childhood Education
Certificate**

Prince Albert Campus

Graduates: 13

Respondents: 9
4214

Response Rate: 69%

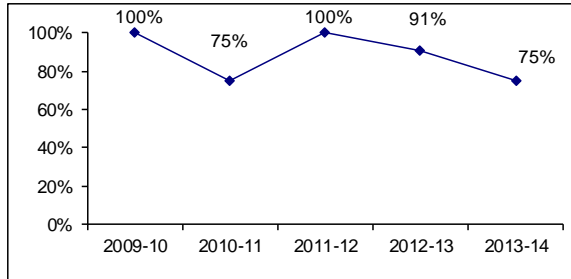
National Occupation Classification Code

EMPLOYMENT STATUS

(% available to work)

Available to work	8	
Employed	7	88%
Full-time	6	75%
Part-time/casual	1	13%
Employed part-time/casual by choice	1	13%
Training-related employed	6	75%
Full-time training-related employed	6	75%
Part-time/Casual training-related employed	0	0%
Self-employed	1	13%
Unemployed (not working, but looking for work)	1	13%
Not Available to work (not working, and not looking for work)	1	

TREND OF TRAINING-RELATED EMPLOYMENT



FULL-TIME TRAINING-RELATED MONTHLY SALARY

Highest	\$2,798	
Average	\$2,411	n = 6
Median	\$2,411	
Lowest	\$2,025	

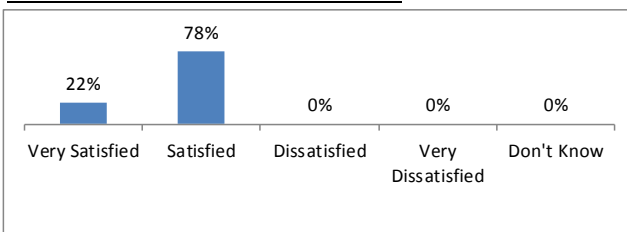
LOCATION OF TRAINING-RELATED EMPLOYMENT

			n = 6
Regina	0%	0	
Saskatoon	0%	0	
Prince Albert	100%	6	
Moose Jaw	0%	0	
Other Saskatchewan location	0%	0	
Outside Saskatchewan	0%	0	

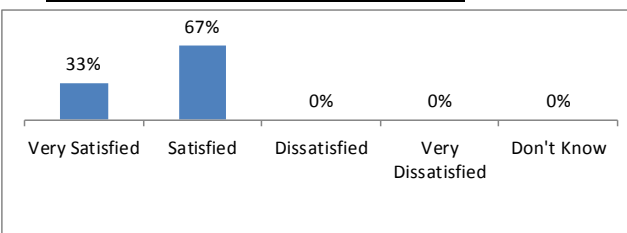
Employed out-of-province (Training & Non-Training Related Employment)

n = 0	By choice	0
Reasons why employed outside Saskatchewan		
More employment opportunities		n = 0
Better wages and benefits		
Personal reasons		

TRAINING PREPARED FOR EMPLOYMENT



OVERALL QUALITY OF TRAINING RECEIVED



NOT EMPLOYED

Reason not currently employed	n = 2
Returned for further education	1
Quit employment	0
No employment opportunities	0
Lack of experience	0
Laid off by employer	0
Personal Reasons	1

Actively looking for work

Yes = 1 No = 1 n = 2

Have worked since completing training

Yes = 1 No = 1 n = 2

Work was training related

Yes = 1 No = 0 n = 1

Scheduled to return to work in the future

Yes = 1 No = 1 n = 2

PURSuing FURTHER EDUCATION

Currently enrolled in further education

Yes = 4 No = 5 n = 9

Type of further education

Sask Polytech program	4	n = 4
University program	0	
Apprenticeship program	0	
Other Post-Secondary program	0	
Other program	0	

SAMPLE OF TRAINING-RELATED EMPLOYMENT

Daycare Worker
Early Childhood Educator

Notes:

n: Number of respondents to the question

Available to work: The employed and the not employed who are looking for work

**Early Childhood Education
Certificate**

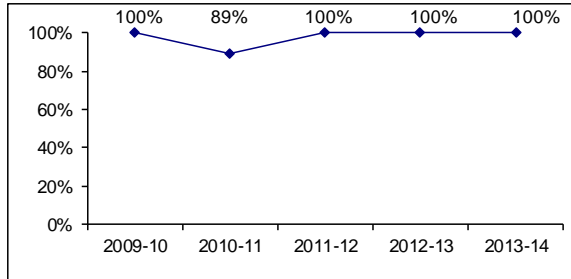
Graduates: 13
National Occupation Classification Code

Respondents: 10
4214

Saskatoon Campus
Continuing Education
Response Rate: 77%

EMPLOYMENT STATUS	(% available to work)
Available to work	9
Employed	9 100%
Full-time	9 100%
Part-time/casual	0 0%
Employed part-time/casual by choice	0 0%
Training-related employed	9 100%
Full-time training-related employed	9 100%
Part-time/Casual training-related employed	0 0%
Self-employed	1 11%
Unemployed (not working, but looking for work)	0 0%
Not Available to work (not working, and not looking for work)	1

TREND OF TRAINING-RELATED EMPLOYMENT



FULL-TIME TRAINING-RELATED MONTHLY SALARY

Highest	\$3,000
Average	\$2,420
Median	\$2,507
Lowest	\$1,530

n = 8

LOCATION OF TRAINING-RELATED EMPLOYMENT

Location	Percentage	Count
Regina	11%	1
Saskatoon	11%	1
Prince Albert	0%	0
Moose Jaw	0%	0
Other Saskatchewan location	67%	6
Outside Saskatchewan	11%	1

n = 9

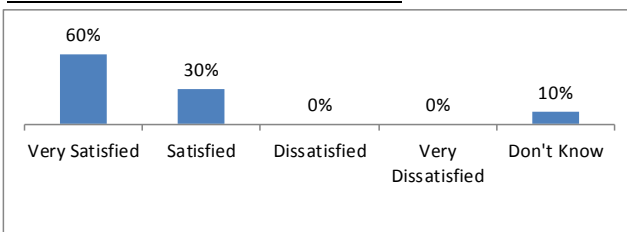
Employed out-of-province (Training & Non-Training Related Employment)

n = 1	By choice	1
-------	-----------	---

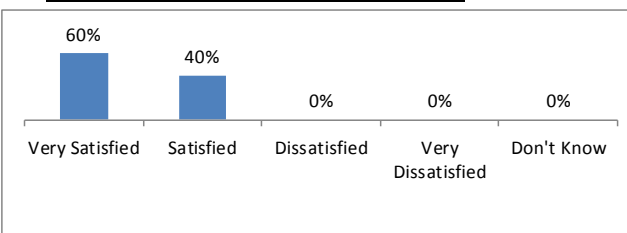
Reasons why employed outside Saskatchewan

More employment opportunities	1	n = 1
Better wages and benefits	0	
Personal reasons	0	

TRAINING PREPARED FOR EMPLOYMENT



OVERALL QUALITY OF TRAINING RECEIVED



NOT EMPLOYED

n = 1	
Reason not currently employed	n = 1
Returned for further education	1
Quit employment	0
No employment opportunities	0
Lack of experience	0
Laid off by employer	0
Personal Reasons	0

Actively looking for work

Yes = 0 No = 1 n = 1

Have worked since completing training

Yes = 1 No = 0 n = 1

Work was training related

Yes = 0 No = 1 n = 1

Scheduled to return to work in the future

Yes = 1 No = 0 n = 1

PURSuing FURTHER EDUCATION

Currently enrolled in further education

Yes = 6 No = 4 n = 10

Type of further education

Sask Polytech program	5	n = 6
University program	0	
Apprenticeship program	0	
Other Post-Secondary program	0	
Other program	1	

SAMPLE OF TRAINING-RELATED EMPLOYMENT

Administrative Director
Director, Daycare
Early Childhood Educator
ECE Worker, Daycare

Notes:

n: Number of respondents to the question

Available to work: The employed and the not employed who are looking for work

**Early Childhood Education
Certificate**

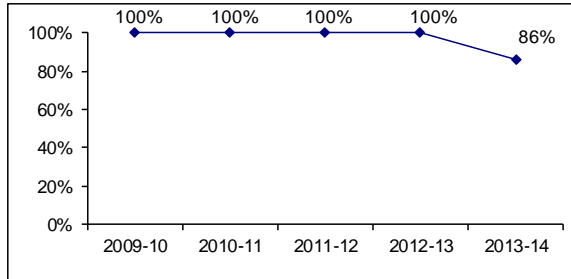
Graduates: 10
National Occupation Classification Code

Respondents: 8
4214

Regina Campus
Continuing Education
Response Rate: 80%

EMPLOYMENT STATUS	(% available to work)	
Available to work	7	
Employed	6	86%
Full-time	5	71%
Part-time/casual	1	14%
Employed part-time/casual by choice	1	14%
Training-related employed	6	86%
Full-time training-related employed	5	71%
Part-time/Casual training-related employed	1	14%
Self-employed	2	29%
Unemployed (not working, but looking for work)	1	14%
Not Available to work (not working, and not looking for work)	1	

TREND OF TRAINING-RELATED EMPLOYMENT



FULL-TIME TRAINING-RELATED MONTHLY SALARY

Highest	\$3,000	
Average	\$2,646	n = 5
Median	\$2,754	
Lowest	\$2,268	

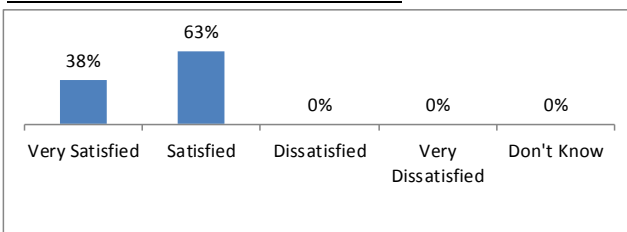
LOCATION OF TRAINING-RELATED EMPLOYMENT

Location	Percentage	Count	n = 6
Regina	50%	3	
Saskatoon	0%	0	
Prince Albert	0%	0	
Moose Jaw	17%	1	
Other Saskatchewan location	33%	2	
Outside Saskatchewan	0%	0	

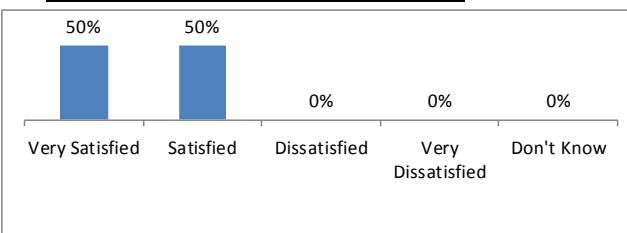
Employed out-of-province (Training & Non-Training Related Employment)

n = 0	By choice	0
Reasons why employed outside Saskatchewan		
More employment opportunities		n = 0
Better wages and benefits		0
Personal reasons		0

TRAINING PREPARED FOR EMPLOYMENT



OVERALL QUALITY OF TRAINING RECEIVED



NOT EMPLOYED

n = 2	
Reason not currently employed	n = 2
Returned for further education	0
Quit employment	0
No employment opportunities	0
Lack of experience	0
Laid off by employer	0
Personal Reasons	2

Actively looking for work

Yes = 1 No = 1 n = 2

Have worked since completing training

Yes = 1 No = 1 n = 2

Work was training related

Yes = 1 No = 0 n = 1

Scheduled to return to work in the future

Yes = 1 No = 1 n = 2

PURSuing FURTHER EDUCATION

Currently enrolled in further education

Yes = 2 No = 6 n = 8

Type of further education

Sask Polytech program	2	n = 2
University program	0	
Apprenticeship program	0	
Other Post-Secondary program	0	
Other program	0	

SAMPLE OF TRAINING-RELATED EMPLOYMENT

Early Childhood Educator

Notes:

n: Number of respondents to the question

Available to work: The employed and the not employed who are looking for work

**Early Childhood Education
Certificate**

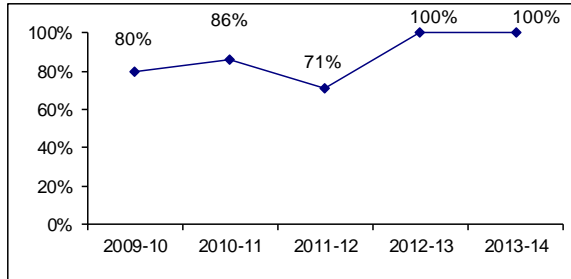
Graduates: 10
National Occupation Classification Code

Respondents: 7
4214

Prince Albert Campus
Continuing Education
Response Rate: 70%

EMPLOYMENT STATUS	(% available to work)
Available to work	2
Employed	2 100%
Full-time	2 100%
Part-time/casual	0 0%
Employed part-time/casual by choice	0 0%
Training-related employed	2 100%
Full-time training-related employed	2 100%
Part-time/Casual training-related employed	0 0%
Self-employed	0 0%
Unemployed (not working, but looking for work)	0 0%
Not Available to work (not working, and not looking for work)	5

TREND OF TRAINING-RELATED EMPLOYMENT



FULL-TIME TRAINING-RELATED MONTHLY SALARY

Highest	\$2,800	
Average	\$2,619	n = 2
Median	\$2,619	
Lowest	\$2,438	

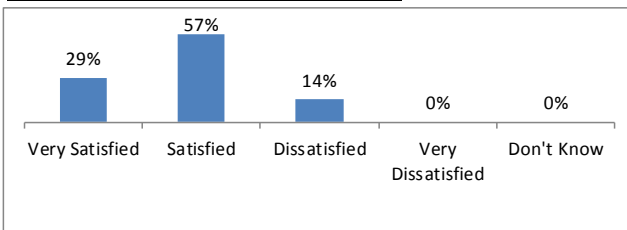
LOCATION OF TRAINING-RELATED EMPLOYMENT

Location	Percentage	Count
Regina	0%	0
Saskatoon	0%	0
Prince Albert	50%	1
Moose Jaw	0%	0
Other Saskatchewan location	50%	1
Outside Saskatchewan	0%	0

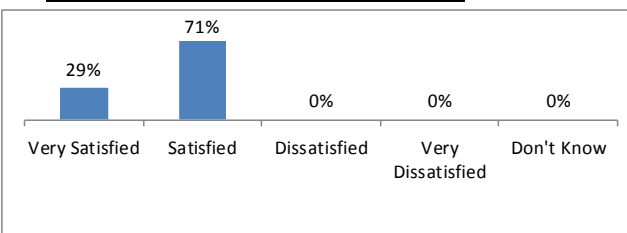
Employed out-of-province (Training & Non-Training Related Employment)
n = 0

By choice	0
Reasons why employed outside Saskatchewan	
More employment opportunities	0
Better wages and benefits	0
Personal reasons	0

TRAINING PREPARED FOR EMPLOYMENT



OVERALL QUALITY OF TRAINING RECEIVED



NOT EMPLOYED

Reason not currently employed	n = 5
Returned for further education	4
Quit employment	0
No employment opportunities	0
Lack of experience	0
Laid off by employer	0
Personal Reasons	1

Actively looking for work

Yes = 0 No = 5 n = 5

Have worked since completing training

Yes = 4 No = 1 n = 5

Work was training related

Yes = 4 No = 0 n = 4

Scheduled to return to work in the future

Yes = 3 No = 2 n = 5

PURSUING FURTHER EDUCATION

Currently enrolled in further education

Yes = 5 No = 2 n = 7

Type of further education

Sask Polytech program	5
University program	0
Apprenticeship program	0
Other Post-Secondary program	0
Other program	0

SAMPLE OF TRAINING-RELATED EMPLOYMENT

Early Childhood Educator

Notes:

n: Number of respondents to the question

Available to work: The employed and the not employed who are looking for work

Early Childhood Education

Saskatoon Campus

Diploma

Base

Graduates: 16

Respondents: 11

Response Rate: 69%

National Occupation Classification Code

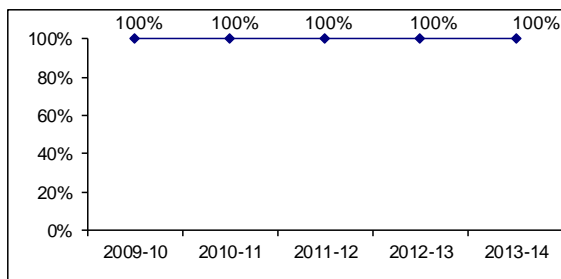
4214

EMPLOYMENT STATUS

(% available to work)

Available to work	11	
Employed	11	100%
Full-time	8	73%
Part-time/casual	3	27%
Employed part-time/casual by choice	2	18%
Training-related employed	11	100%
Full-time training-related employed	8	73%
Part-time/Casual training-related employed	3	27%
Self-employed	1	9%
Unemployed (not working, but looking for work)	0	0%
Not Available to work (not working, and not looking for work)	0	

TREND OF TRAINING-RELATED EMPLOYMENT



FULL-TIME TRAINING-RELATED MONTHLY SALARY

Highest	\$3,044	
Average	\$2,468	n = 8
Median	\$2,400	
Lowest	\$1,950	

LOCATION OF TRAINING-RELATED EMPLOYMENT

		n = 11
Regina	0%	0
Saskatoon	55%	6
Prince Albert	0%	0
Moose Jaw	0%	0
Other Saskatchewan location	45%	5
Outside Saskatchewan	0%	0

Employed out-of-province (Training & Non-Training Related Employment)

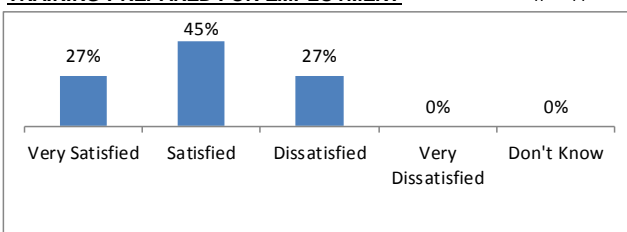
n = 0 By choice 0

Reasons why employed outside Saskatchewan

More employment opportunities	0	n = 0
Better wages and benefits	0	
Personal reasons	0	

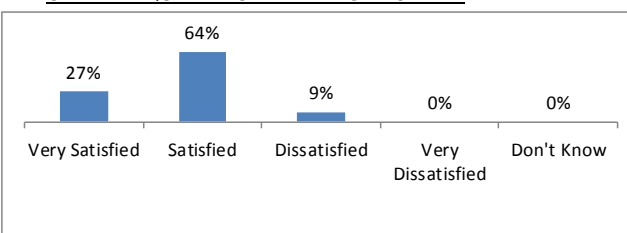
TRAINING PREPARED FOR EMPLOYMENT

n = 11



OVERALL QUALITY OF TRAINING RECEIVED

n = 11



NOT EMPLOYED

n = 0

Reason not currently employed

n = 0

Returned for further education	0
Quit employment	0
No employment opportunities	0
Lack of experience	0
Laid off by employer	0
Personal Reasons	0

Actively looking for work

n = 0

Yes = 0 No = 0

Have worked since completing training

Yes = 0 No = 0 n = 0

Work was training related

Yes = 0 No = 0 n = 0

Scheduled to return to work in the future

Yes = 0 No = 0 n = 0

PURSuing FURTHER EDUCATION

Currently enrolled in further education

Yes = 1 No = 10 n = 11

Type of further education

n = 1

Sask Polytech program	0
University program	1
Apprenticeship program	0
Other Post-Secondary program	0
Other program	0

SAMPLE OF TRAINING-RELATED EMPLOYMENT

Early Childhood Educator

Early Childhood Worker

Notes:

n: Number of respondents to the question

Available to work: The employed and the not employed who are looking for work

Early Childhood Education

Regina Campus

Diploma

Base

Graduates: 17

Respondents: 13

Response Rate: 76%

National Occupation Classification Code

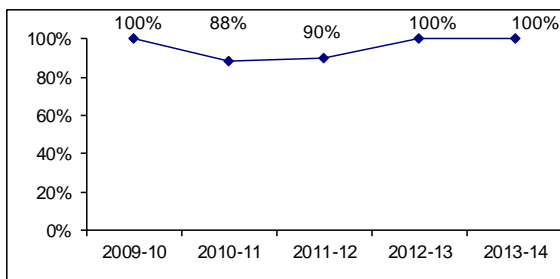
4214

EMPLOYMENT STATUS

(% available to work)

Available to work	12	
Employed	12	100%
Full-time	11	92%
Part-time/casual	1	8%
Employed part-time/casual by choice	1	8%
Training-related employed	12	100%
Full-time training-related employed	11	92%
Part-time/Casual training-related employed	1	8%
Self-employed	2	17%
Unemployed (not working, but looking for work)	0	0%
Not Available to work (not working, and not looking for work)	1	

TREND OF TRAINING-RELATED EMPLOYMENT



FULL-TIME TRAINING-RELATED MONTHLY SALARY

Highest	\$3,150	
Average	\$2,578	n = 10
Median	\$2,700	
Lowest	\$1,530	

LOCATION OF TRAINING-RELATED EMPLOYMENT

		n = 12
Regina	83%	10
Saskatoon	0%	0
Prince Albert	0%	0
Moose Jaw	0%	0
Other Saskatchewan location	17%	2
Outside Saskatchewan	0%	0

Employed out-of-province (Training & Non-Training Related Employment)

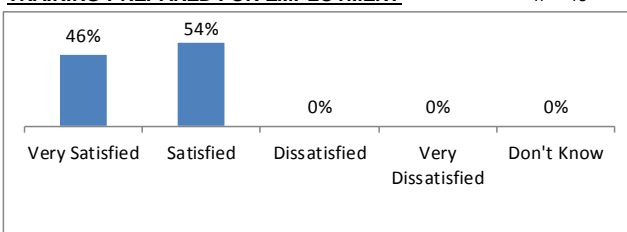
n = 0 By choice 0

Reasons why employed outside Saskatchewan

More employment opportunities	0	n = 0
Better wages and benefits	0	
Personal reasons	0	

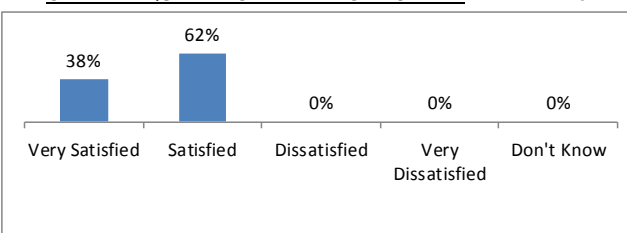
TRAINING PREPARED FOR EMPLOYMENT

n = 13



OVERALL QUALITY OF TRAINING RECEIVED

n = 13



NOT EMPLOYED

n = 1

Reason not currently employed

n = 1

Returned for further education	1
Quit employment	0
No employment opportunities	0
Lack of experience	0
Laid off by employer	0
Personal Reasons	0

Actively looking for work

n = 1

Yes = 0 No = 1

Have worked since completing training

Yes = 1 No = 0 n = 1

Work was training related

Yes = 0 No = 1 n = 1

Scheduled to return to work in the future

Yes = 1 No = 0 n = 1

PURSuing FURTHER EDUCATION

Currently enrolled in further education

Yes = 1 No = 12 n = 13

Type of further education

n = 1

Sask Polytech program	0
University program	1
Apprenticeship program	0
Other Post-Secondary program	0
Other program	0

SAMPLE OF TRAINING-RELATED EMPLOYMENT

Early Childhood Educator

Educational Assistant

Childcare Provider

Notes:

n: Number of respondents to the question

Available to work: The employed and the not employed who are looking for work

Early Childhood Education

Diploma

Graduates: 6

National Occupation Classification Code

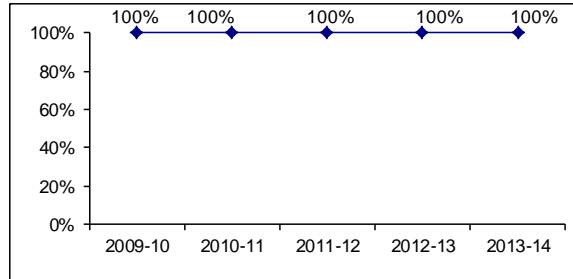
Respondents: 5
4214

Saskatoon Campus
Continuing Education
Response Rate: 83%

EMPLOYMENT STATUS

	(% available to work)
Available to work	5
Employed	5 100%
Full-time	5 100%
Part-time/casual	0 0%
Employed part-time/casual by choice	0 0%
Training-related employed	5 100%
Full-time training-related employed	5 100%
Part-time/Casual training-related employed	0 0%
Self-employed	0 0%
Unemployed (not working, but looking for work)	0 0%
Not Available to work (not working, and not looking for work)	0

TREND OF TRAINING-RELATED EMPLOYMENT



FULL-TIME TRAINING-RELATED MONTHLY SALARY

Highest	\$3,773	
Average	\$3,092	n = 5
Median	\$2,838	
Lowest	\$2,400	

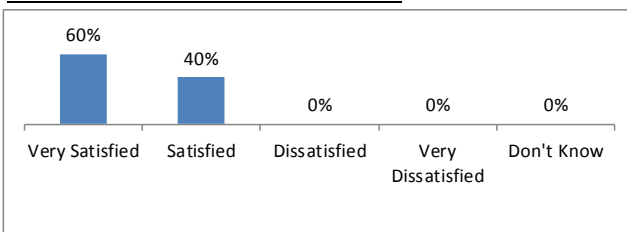
LOCATION OF TRAINING-RELATED EMPLOYMENT

Location	Percentage	Count	n = 5
Regina	20%	1	
Saskatoon	0%	0	
Prince Albert	40%	2	
Moose Jaw	20%	1	
Other Saskatchewan location	20%	1	
Outside Saskatchewan	0%	0	

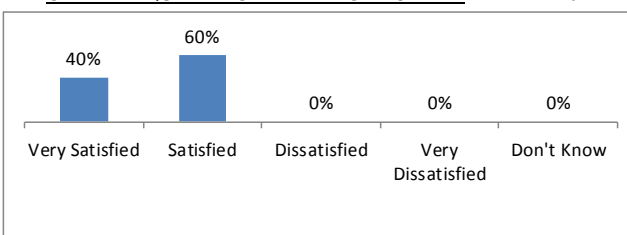
Employed out-of-province (Training & Non-Training Related Employment)

n = 0	By choice	0
Reasons why employed outside Saskatchewan		
More employment opportunities		0
Better wages and benefits		0
Personal reasons		0

TRAINING PREPARED FOR EMPLOYMENT



OVERALL QUALITY OF TRAINING RECEIVED



NOT EMPLOYED

n = 0	
Reason not currently employed	n = 0
Returned for further education	0
Quit employment	0
No employment opportunities	0
Lack of experience	0
Laid off by employer	0
Personal Reasons	0

Actively looking for work

Yes = 0 No = 0 n = 0

Have worked since completing training

Yes = 0 No = 0 n = 0

Work was training related

Yes = 0 No = 0 n = 0

Scheduled to return to work in the future

Yes = 0 No = 0 n = 0

PURSuing FURTHER EDUCATION

Currently enrolled in further education

Yes = 0 No = 5 n = 5

Type of further education

Sask Polytech program	0	n = 0
University program	0	
Apprenticeship program	0	
Other Post-Secondary program	0	
Other program	0	

SAMPLE OF TRAINING-RELATED EMPLOYMENT

Director, Early Childhood Education

Early Childhood Educator

Educational Assistant

Notes:

n: Number of respondents to the question

Available to work: The employed and the not employed who are looking for work

**Educational Assistant
Certificate**

Saskatoon Campus

Graduates: 19

Respondents: 14
4413

Response Rate: 74%

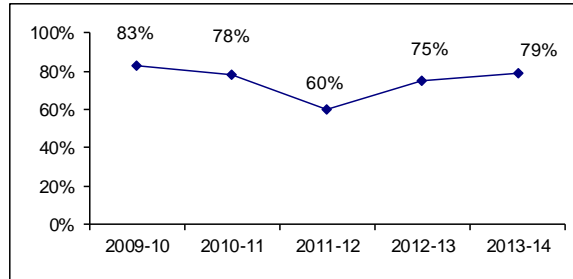
National Occupation Classification Code

EMPLOYMENT STATUS

(% available to work)

Available to work	14	100%
Employed	14	100%
Full-time	10	71%
Part-time/casual	4	29%
Employed part-time/casual by choice	2	14%
Training-related employed	11	79%
Full-time training-related employed	8	57%
Part-time/Casual training-related employed	3	21%
Self-employed	1	7%
Unemployed (not working, but looking for work)	0	0%
Not Available to work (not working, and not looking for work)	0	

TREND OF TRAINING-RELATED EMPLOYMENT



FULL-TIME TRAINING-RELATED MONTHLY SALARY

Highest	\$3,368	
Average	\$3,177	n = 6
Median	\$3,212	
Lowest	\$2,907	

LOCATION OF TRAINING-RELATED EMPLOYMENT

		n = 11
Regina	0%	0
Saskatoon	91%	10
Prince Albert	9%	1
Moose Jaw	0%	0
Other Saskatchewan location	0%	0
Outside Saskatchewan	0%	0

Employed out-of-province (Training & Non-Training Related Employment)

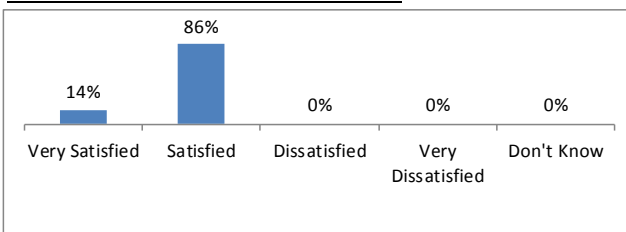
n = 0	By choice	0
-------	-----------	---

Reasons why employed outside Saskatchewan

More employment opportunities	0	n = 0
Better wages and benefits	0	
Personal reasons	0	

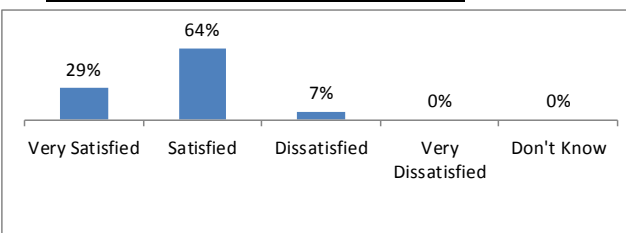
TRAINING PREPARED FOR EMPLOYMENT

n = 14



OVERALL QUALITY OF TRAINING RECEIVED

n = 14



NOT EMPLOYED

n = 0

Reason not currently employed

n = 0

Returned for further education	0
Quit employment	0
No employment opportunities	0
Lack of experience	0
Laid off by employer	0
Personal Reasons	0

Actively looking for work

n = 0

Yes = 0 No = 0

Have worked since completing training

Yes = 0 No = 0 n = 0

Work was training related

Yes = 0 No = 0 n = 0

Scheduled to return to work in the future

Yes = 0 No = 0 n = 0

PURSuing FURTHER EDUCATION

Currently enrolled in further education

Yes = 2 No = 12 n = 14

Type of further education

n = 2

Sask Polytech program	0
University program	2
Apprenticeship program	0
Other Post-Secondary program	0
Other program	0

SAMPLE OF TRAINING-RELATED EMPLOYMENT

Educational Assistant
Program Facilitator

Notes:

n: Number of respondents to the question

Available to work: The employed and the not employed who are looking for work

**Educational Assistant
Certificate**

Regina Campus

Graduates: 14

Respondents: 8

Response Rate:

Base

National Occupation Classification Code

4413

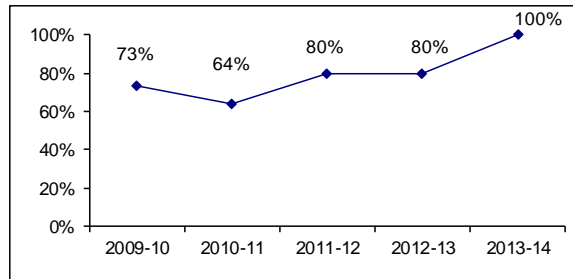
57%

EMPLOYMENT STATUS

(% available to work)

Available to work	8	
Employed	8	100%
Full-time	6	75%
Part-time/casual	2	25%
Employed part-time/casual by choice	0	0%
Training-related employed	8	100%
Full-time training-related employed	6	75%
Part-time/Casual training-related employed	2	25%
Self-employed	0	0%
Unemployed (not working, but looking for work)	0	0%
Not Available to work (not working, and not looking for work)	0	

TREND OF TRAINING-RELATED EMPLOYMENT



FULL-TIME TRAINING-RELATED MONTHLY SALARY

Highest	\$2,888	
Average	\$2,485	n = 4
Median	\$2,592	
Lowest	\$1,868	

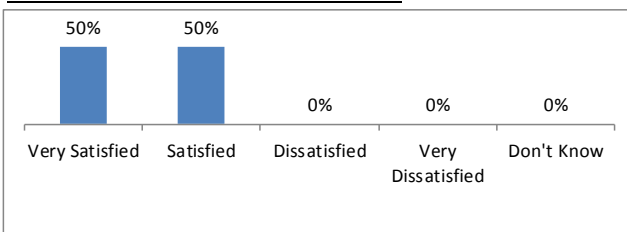
LOCATION OF TRAINING-RELATED EMPLOYMENT

		n = 8
Regina	100%	8
Saskatoon	0%	0
Prince Albert	0%	0
Moose Jaw	0%	0
Other Saskatchewan location	0%	0
Outside Saskatchewan	0%	0

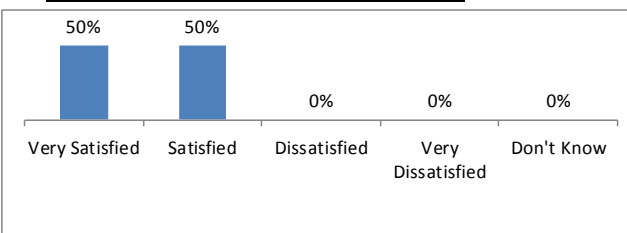
Employed out-of-province (Training & Non-Training Related Employment)

n = 0	By choice	0
Reasons why employed outside Saskatchewan		
More employment opportunities		n = 0
Better wages and benefits		0
Personal reasons		0

TRAINING PREPARED FOR EMPLOYMENT



OVERALL QUALITY OF TRAINING RECEIVED



NOT EMPLOYED

n = 0	
Reason not currently employed	n = 0
Returned for further education	0
Quit employment	0
No employment opportunities	0
Lack of experience	0
Laid off by employer	0
Personal Reasons	0

Actively looking for work

Yes = 0 No = 0 n = 0

Have worked since completing training

Yes = 0 No = 0 n = 0

Work was training related

Yes = 0 No = 0 n = 0

Scheduled to return to work in the future

Yes = 0 No = 0 n = 0

PURSUIING FURTHER EDUCATION

Currently enrolled in further education
Yes = 1 No = 7 n = 8

Type of further education

Sask Polytech program	0	n = 1
University program	0	
Apprenticeship program	0	
Other Post-Secondary program	0	
Other program	1	

SAMPLE OF TRAINING-RELATED EMPLOYMENT

Educational Assistant
Teacher's Assistant

Notes:

n: Number of respondents to the question

Available to work: The employed and the not employed who are looking for work

**Educational Assistant
Certificate**

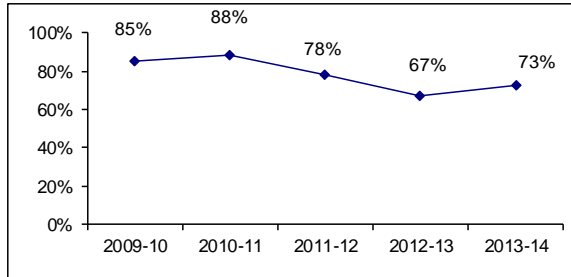
Graduates: 22
National Occupation Classification Code

Respondents: 13
4413

Saskatoon Campus
Continuing Education
Response Rate: 59%

EMPLOYMENT STATUS	(% available to work)	
Available to work	11	
Employed	11	100%
Full-time	8	73%
Part-time/casual	3	27%
Employed part-time/casual by choice	1	9%
Training-related employed	8	73%
Full-time training-related employed	6	55%
Part-time/Casual training-related employed	2	18%
Self-employed	0	0%
Unemployed (not working, but looking for work)	0	0%
Not Available to work (not working, and not looking for work)	2	

TREND OF TRAINING-RELATED EMPLOYMENT



FULL-TIME TRAINING-RELATED MONTHLY SALARY

Highest	\$3,248	
Average	\$2,814	n = 6
Median	\$2,897	
Lowest	\$2,200	

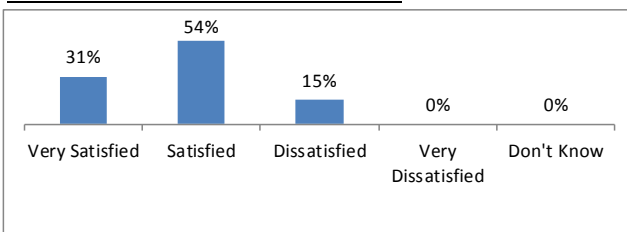
LOCATION OF TRAINING-RELATED EMPLOYMENT

Location	Percentage	Count	n = 8
Regina	0%	0	
Saskatoon	25%	2	
Prince Albert	38%	3	
Moose Jaw	0%	0	
Other Saskatchewan location	38%	3	
Outside Saskatchewan	0%	0	

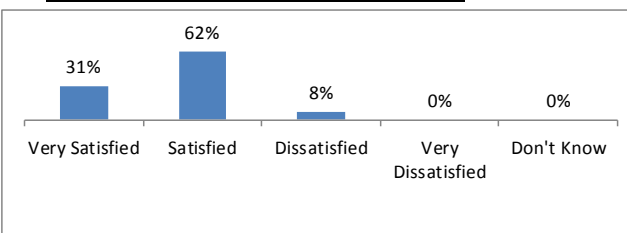
Employed out-of-province (Training & Non-Training Related Employment)
n = 0

By choice	0
Reasons why employed outside Saskatchewan	n = 0
More employment opportunities	0
Better wages and benefits	0
Personal reasons	0

TRAINING PREPARED FOR EMPLOYMENT



OVERALL QUALITY OF TRAINING RECEIVED



NOT EMPLOYED

Reason not currently employed	n = 2
Returned for further education	2
Quit employment	0
No employment opportunities	0
Lack of experience	0
Laid off by employer	0
Personal Reasons	0

Actively looking for work

Yes = 0 No = 2 n = 2

Have worked since completing training

Yes = 2 No = 0 n = 2

Work was training related

Yes = 2 No = 0 n = 2

Scheduled to return to work in the future

Yes = 2 No = 0 n = 2

PURSUING FURTHER EDUCATION

Currently enrolled in further education

Yes = 1 No = 12 n = 13

Type of further education

Sask Polytech program	0	n = 1
University program	0	
Apprenticeship program	0	
Other Post-Secondary program	1	
Other program	0	

SAMPLE OF TRAINING-RELATED EMPLOYMENT

Educational Assistant

Notes:

n: Number of respondents to the question

Available to work: The employed and the not employed who are looking for work

**Food and Nutrition Management
Diploma**

Saskatoon Campus

Graduates: 11

Respondents: 6
6311

Response Rate: 55%

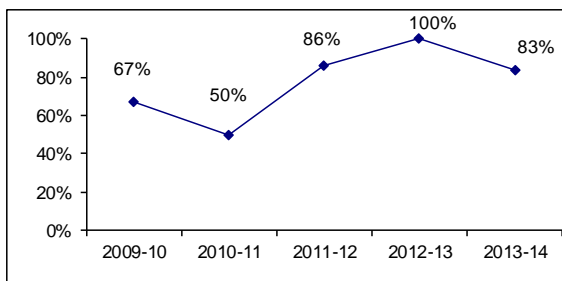
National Occupation Classification Code

EMPLOYMENT STATUS

(% available to work)

Available to work	6	100%
Employed	4	67%
Full-time	2	33%
Part-time/casual	2	33%
Employed part-time/casual by choice	2	33%
Training-related employed	5	83%
Full-time training-related employed	3	50%
Part-time/Casual training-related employed	2	33%
Self-employed	0	0%
Unemployed (not working, but looking for work)	0	0%
Not Available to work (not working, and not looking for work)	0	0%

TREND OF TRAINING-RELATED EMPLOYMENT



FULL-TIME TRAINING-RELATED MONTHLY SALARY

Highest	\$3,900	
Average	\$3,215	n = 3
Median	\$3,128	
Lowest	\$2,618	

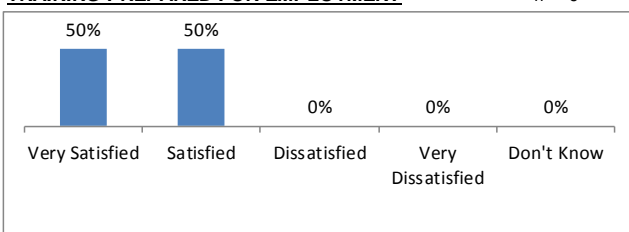
LOCATION OF TRAINING-RELATED EMPLOYMENT

		n = 5
Regina	20%	1
Saskatoon	60%	3
Prince Albert	0%	0
Moose Jaw	0%	0
Other Saskatchewan location	20%	1
Outside Saskatchewan	0%	0

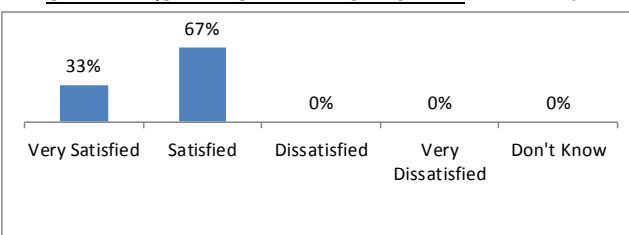
Employed out-of-province (Training & Non-Training Related Employment)

n = 0	By choice	0
Reasons why employed outside Saskatchewan		
More employment opportunities	0	n = 0
Better wages and benefits	0	
Personal reasons	0	

TRAINING PREPARED FOR EMPLOYMENT



OVERALL QUALITY OF TRAINING RECEIVED



NOT EMPLOYED

n = 0	
Reason not currently employed	n = 0
Returned for further education	0
Quit employment	0
No employment opportunities	0
Lack of experience	0
Laid off by employer	0
Personal Reasons	0

Actively looking for work

Yes = 0 No = 0 n = 0

Have worked since completing training

Yes = 0 No = 0 n = 0

Work was training related

Yes = 0 No = 0 n = 0

Scheduled to return to work in the future

Yes = 0 No = 0 n = 0

PURSuing FURTHER EDUCATION

Currently enrolled in further education
Yes = 0 No = 6 n = 6

Type of further education n = 0

Sask Polytech program	0
University program	0
Apprenticeship program	0
Other Post-Secondary program	0
Other program	0

SAMPLE OF TRAINING-RELATED EMPLOYMENT

- Administrative Assistant
- Food Services Supervisor
- Nutrition Assistant

Notes:

n: Number of respondents to the question

Available to work: The employed and the not employed who are looking for work

Funeral Services

Certificate

Graduates: 10

National Occupation Classification Code

Respondents: 6
6346

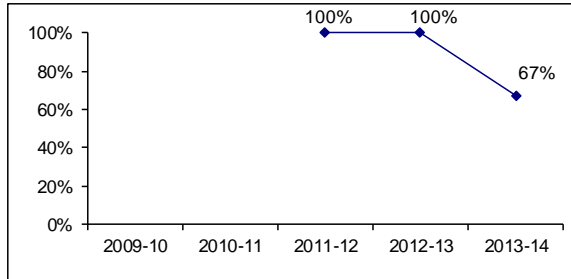
Saskatoon Campus
Continuing Education
Response Rate: 60%

EMPLOYMENT STATUS

(% available to work)

Available to work	6	
Employed	5	100%
Full-time	5	83%
Part-time/casual	1	17%
Employed part-time/casual by choice	0	0%
Training-related employed	4	67%
Full-time training-related employed	4	67%
Part-time/Casual training-related employed	0	0%
Self-employed	0	0%
Unemployed (not working, but looking for work)	0	0%
Not Available to work (not working, and not looking for work)	0	

TREND OF TRAINING-RELATED EMPLOYMENT



FULL-TIME TRAINING-RELATED MONTHLY SALARY

Highest	\$2,550	
Average	\$2,353	n = 4
Median	\$2,400	
Lowest	\$2,063	

LOCATION OF TRAINING-RELATED EMPLOYMENT

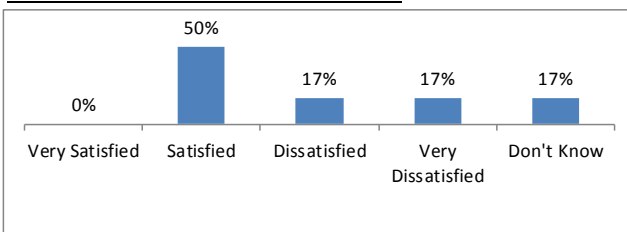
		n = 4
Regina	50%	2
Saskatoon	25%	1
Prince Albert	0%	0
Moose Jaw	0%	0
Other Saskatchewan location	25%	1
Outside Saskatchewan	0%	0

Employed out-of-province (Training & Non-Training Related Employment)
n = 0

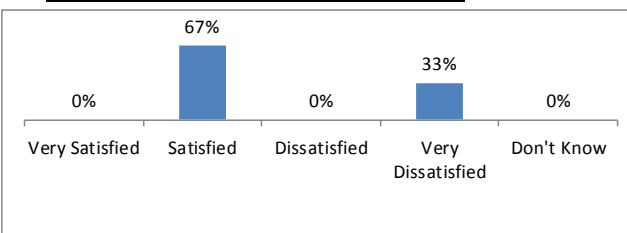
Reasons why employed outside Saskatchewan

More employment opportunities	0	n = 0
Better wages and benefits	0	
Personal reasons	0	

TRAINING PREPARED FOR EMPLOYMENT



OVERALL QUALITY OF TRAINING RECEIVED



NOT EMPLOYED

Reason not currently employed	n = 0
Returned for further education	0
Quit employment	0
No employment opportunities	0
Lack of experience	0
Laid off by employer	0
Personal Reasons	0

Actively looking for work

Yes = 0 No = 0 n = 0

Have worked since completing training

Yes = 0 No = 0 n = 0

Work was training related

Yes = 0 No = 0 n = 0

Scheduled to return to work in the future

Yes = 0 No = 0 n = 0

PURSuing FURTHER EDUCATION

Currently enrolled in further education

Yes = 1 No = 5 n = 6

Type of further education

Sask Polytech program	0	n = 1
University program	1	
Apprenticeship program	0	
Other Post-Secondary program	0	
Other program	0	

SAMPLE OF TRAINING-RELATED EMPLOYMENT

- Apprentice Funeral Director
- Embalmer/Funeral Director
- Funeral Director/Embalmer Intern

Notes:

n: Number of respondents to the question

Available to work: The employed and the not employed who are looking for work

Graphic Communications

Regina Campus

Diploma

Base

Graduates: 14

Respondents: 8

Response Rate: 57%

National Occupation Classification Code

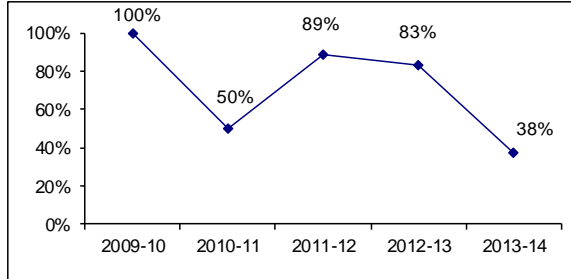
5241

EMPLOYMENT STATUS

(% available to work)

Available to work	8	
Employed	6	75%
Full-time	6	75%
Part-time/casual	0	0%
Employed part-time/casual by choice	0	0%
Training-related employed	3	38%
Full-time training-related employed	3	38%
Part-time/Casual training-related employed	0	0%
Self-employed	0	0%
Unemployed (not working, but looking for work)	2	25%
Not Available to work (not working, and not looking for work)	0	

TREND OF TRAINING-RELATED EMPLOYMENT



FULL-TIME TRAINING-RELATED MONTHLY SALARY

Highest	\$2,850	
Average	\$2,425	n = 3
Median	\$2,775	
Lowest	\$1,650	

LOCATION OF TRAINING-RELATED EMPLOYMENT

			n = 3
Regina	0%	0	
Saskatoon	33%	1	
Prince Albert	0%	0	
Moose Jaw	33%	1	
Other Saskatchewan location	33%	1	
Outside Saskatchewan	0%	0	

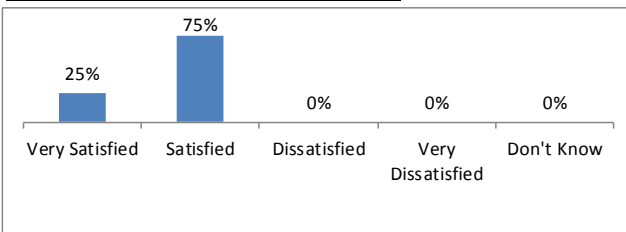
Employed out-of-province (Training & Non-Training Related Employment)

n = 0	By choice	0
-------	-----------	---

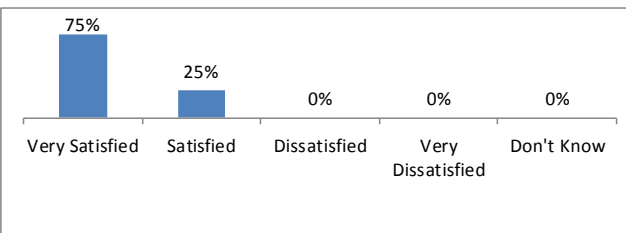
Reasons why employed outside Saskatchewan

More employment opportunities	0	n = 0
Better wages and benefits	0	
Personal reasons	0	

TRAINING PREPARED FOR EMPLOYMENT



OVERALL QUALITY OF TRAINING RECEIVED



NOT EMPLOYED

n = 2

Reason not currently employed n = 2

Returned for further education	0
No employment opportunities	0
Lack of experience	2
Quit employment	0
Laid off by employer	0
Personal Reasons	0

Actively looking for work

n = 2

Yes = 2	No = 0
---------	--------

Have worked since completing training

n = 2

Yes = 1	No = 1
---------	--------

Work was training related

n = 1

Yes = 0	No = 1
---------	--------

Scheduled to return to work in the future

n = 2

Yes = 1	No = 1
---------	--------

PURSuing FURTHER EDUCATION

Currently enrolled in further education

n = 8

Yes = 1	No = 7
---------	--------

Type of further education

n = 1

Sask Polytech program	0
University program	0
Apprenticeship program	0
Other Post-Secondary program	1
Other program	0

SAMPLE OF TRAINING-RELATED EMPLOYMENT

Graphic Designer

Notes:

n: Number of respondents to the question

Available to work: The employed and the not employed who are looking for work

**Hairstylist
Certificate**

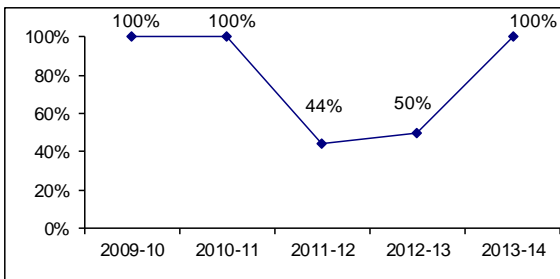
Graduates: 17
National Occupation Classification Code

Respondents: 5
6341

Prince Albert Campus
Base
Response Rate: 29%

EMPLOYMENT STATUS	(% available to work)
Available to work	4
Employed	4 100%
Full-time	3 75%
Part-time/casual	1 25%
Employed part-time/casual by choice	1 25%
Training-related employed	4 100%
Full-time training-related employed	3 75%
Part-time/Casual training-related employed	1 25%
Self-employed	0 0%
Unemployed (not working, but looking for work)	0 0%
Not Available to work (not working, and not looking for work)	1

TREND OF TRAINING-RELATED EMPLOYMENT



FULL-TIME TRAINING-RELATED MONTHLY SALARY

Highest	\$1,913	
Average	\$1,738	n = 3
Median	\$1,650	
Lowest	\$1,650	

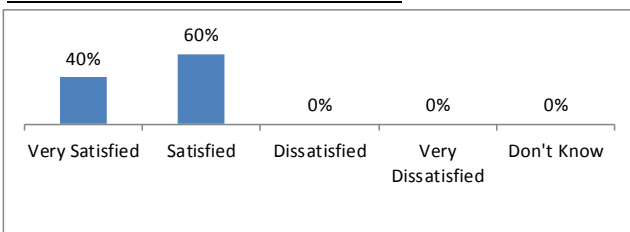
LOCATION OF TRAINING-RELATED EMPLOYMENT

Location	Percentage	Count	n = 4
Regina	25%	1	
Saskatoon	0%	0	
Prince Albert	50%	2	
Moose Jaw	0%	0	
Other Saskatchewan location	25%	1	
Outside Saskatchewan	0%	0	

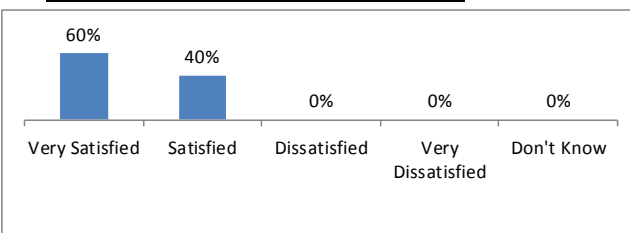
Employed out-of-province (Training & Non-Training Related Employment)

n = 0	By choice	0
Reasons why employed outside Saskatchewan		
More employment opportunities		0
Better wages and benefits		0
Personal reasons		0

TRAINING PREPARED FOR EMPLOYMENT



OVERALL QUALITY OF TRAINING RECEIVED



NOT EMPLOYED

n = 1	
Reason not currently employed	n = 1
Returned for further education	1
Quit employment	0
No employment opportunities	0
Lack of experience	0
Laid off by employer	0
Personal Reasons	0

Actively looking for work

Yes = 0 No = 1 n = 1

Have worked since completing training

Yes = 1 No = 0 n = 1

Work was training related

Yes = 1 No = 0 n = 1

Scheduled to return to work in the future

Yes = 1 No = 0 n = 1

PURSuing FURTHER EDUCATION

Currently enrolled in further education
Yes = 2 No = 3 n = 5

Type of further education n = 2

Sask Polytech program	0
University program	0
Apprenticeship program	2
Other Post-Secondary program	0
Other program	0

SAMPLE OF TRAINING-RELATED EMPLOYMENT

Hairstylist

Notes:

n: Number of respondents to the question

Available to work: The employed and the not employed who are looking for work

Hairstylist

Certificate

Graduates: 20

National Occupation Classification Code

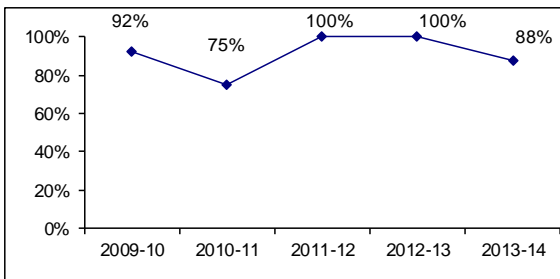
Respondents: 8
6341

Prince Albert Campus
Continuing Education
Response Rate: 40%

EMPLOYMENT STATUS

	(% available to work)
Available to work	8
Employed	7 88%
Full-time	6 75%
Part-time/casual	1 13%
Employed part-time/casual by choice	0 0%
Training-related employed	7 88%
Full-time training-related employed	6 75%
Part-time/Casual training-related employed	1 13%
Self-employed	2 25%
Unemployed (not working, but looking for work)	1 13%
Not Available to work (not working, and not looking for work)	0

TREND OF TRAINING-RELATED EMPLOYMENT



FULL-TIME TRAINING-RELATED MONTHLY SALARY

Highest	\$3,500
Average	\$1,936
Median	\$1,590
Lowest	\$1,530

n = 6

LOCATION OF TRAINING-RELATED EMPLOYMENT

Location	Percentage	Count
Regina	14%	1
Saskatoon	0%	0
Prince Albert	0%	0
Moose Jaw	0%	0
Other Saskatchewan location	86%	6
Outside Saskatchewan	0%	0

n = 7

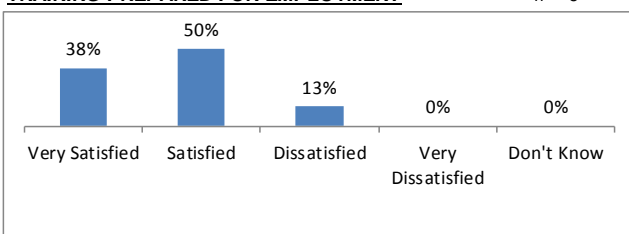
Employed out-of-province (Training & Non-Training Related Employment)

n = 0	By choice	0
-------	-----------	---

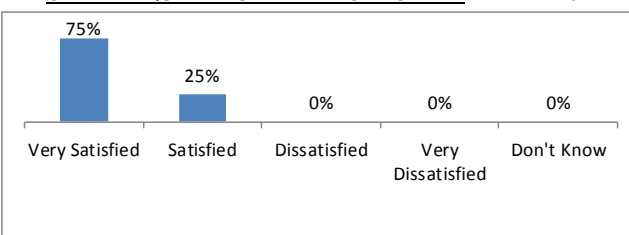
Reasons why employed outside Saskatchewan

More employment opportunities	0	n = 0
Better wages and benefits	0	
Personal reasons	0	

TRAINING PREPARED FOR EMPLOYMENT



OVERALL QUALITY OF TRAINING RECEIVED



NOT EMPLOYED

n = 1

Reason not currently employed

Returned for further education	0
Quit employment	0
No employment opportunities	0
Lack of experience	0
Laid off by employer	0
Personal Reasons	1

Actively looking for work

Yes = 1 No = 0 n = 1

Have worked since completing training

Yes = 0 No = 1 n = 1

Work was training related

Yes = 0 No = 0 n = 0

Scheduled to return to work in the future

Yes = 0 No = 1 n = 1

PURSuing FURTHER EDUCATION

Currently enrolled in further education

Yes = 2 No = 6 n = 8

Type of further education

Sask Polytech program	1	n = 2
University program	1	
Apprenticeship program	0	
Other Post-Secondary program	0	
Other program	0	

SAMPLE OF TRAINING-RELATED EMPLOYMENT

Hairstylist
Hairstylist /Esthetician

Notes:

n: Number of respondents to the question

Available to work: The employed and the not employed who are looking for work

**Hotel and Restaurant Administration
Diploma**

Saskatoon Campus

Graduates: 10

Respondents: 5
0631

Response Rate: 50%

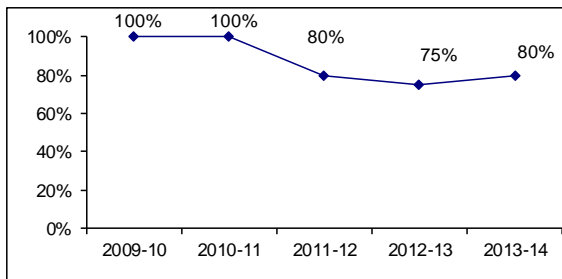
National Occupation Classification Code

EMPLOYMENT STATUS

(% available to work)

Available to work	5	100%
Employed	4	80%
Full-time	1	20%
Part-time/casual	1	20%
Employed part-time/casual by choice	1	20%
Training-related employed	4	80%
Full-time training-related employed	3	60%
Part-time/Casual training-related employed	1	20%
Self-employed	1	20%
Unemployed (not working, but looking for work)	0	0%
Not Available to work (not working, and not looking for work)	0	0%

TREND OF TRAINING-RELATED EMPLOYMENT



FULL-TIME TRAINING-RELATED MONTHLY SALARY

Highest	\$2,700	
Average	\$2,283	n = 3
Median	\$2,200	
Lowest	\$1,950	

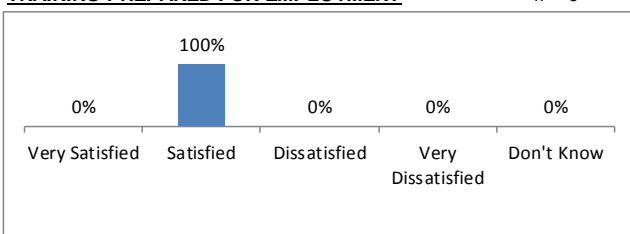
LOCATION OF TRAINING-RELATED EMPLOYMENT

			n = 4
Regina	0%	0	
Saskatoon	100%	4	
Prince Albert	0%	0	
Moose Jaw	0%	0	
Other Saskatchewan location	0%	0	
Outside Saskatchewan	0%	0	

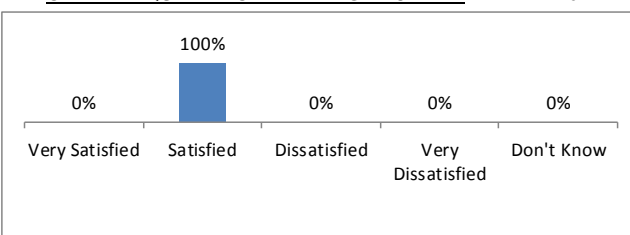
Employed out-of-province (Training & Non-Training Related Employment)

n = 0	By choice	0
Reasons why employed outside Saskatchewan		
More employment opportunities	0	n = 0
Better wages and benefits	0	
Personal reasons	0	

TRAINING PREPARED FOR EMPLOYMENT



OVERALL QUALITY OF TRAINING RECEIVED



NOT EMPLOYED

n = 0	
Reason not currently employed	n = 0
Returned for further education	0
Quit employment	0
No employment opportunities	0
Lack of experience	0
Laid off by employer	0
Personal Reasons	0

Actively looking for work

Yes = 0 No = 0 n = 0

Have worked since completing training

Yes = 0 No = 0 n = 0

Work was training related

Yes = 0 No = 0 n = 0

Scheduled to return to work in the future

Yes = 0 No = 0 n = 0

PURSuing FURTHER EDUCATION

Currently enrolled in further education

Yes = 0 No = 5 n = 5

Type of further education

Sask Polytech program	0	n = 0
University program	0	
Apprenticeship program	0	
Other Post-Secondary program	0	
Other program	0	

SAMPLE OF TRAINING-RELATED EMPLOYMENT

Executive Sales Assistant
Food and Beverage Supervisor
Supervisor

Notes:

n: Number of respondents to the question

Available to work: The employed and the not employed who are looking for work

**Institutional Cooking
Applied Certificate**

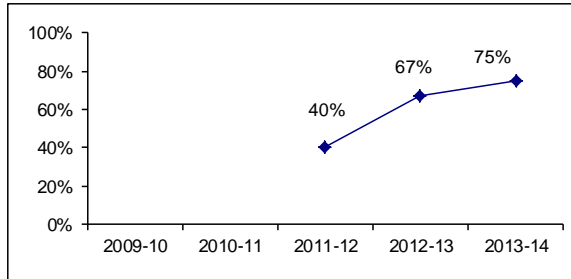
Graduates: 32
National Occupation Classification Code

Respondents: 12
6322

Prince Albert Campus
Continuing Education
Response Rate: 38%

EMPLOYMENT STATUS	(% available to work)	
Available to work	12	
Employed	11	92%
Full-time	8	67%
Part-time/casual	3	25%
Employed part-time/casual by choice	2	17%
Training-related employed	9	75%
Full-time training-related employed	7	58%
Part-time/Casual training-related employed	2	17%
Self-employed	1	8%
Unemployed (not working, but looking for work)	1	8%
Not Available to work (not working, and not looking for work)	0	

TREND OF TRAINING-RELATED EMPLOYMENT



FULL-TIME TRAINING-RELATED MONTHLY SALARY

Highest	\$4,688	
Average	\$2,929	n = 7
Median	\$2,483	
Lowest	\$1,530	

LOCATION OF TRAINING-RELATED EMPLOYMENT

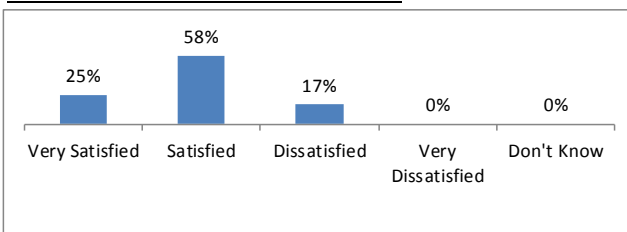
Location	Percentage	Count	n = 9
Regina	11%	1	
Saskatoon	0%	0	
Prince Albert	0%	0	
Moose Jaw	0%	0	
Other Saskatchewan location	78%	7	
Outside Saskatchewan	11%	1	

Employed out-of-province (Training & Non-Training Related Employment)
n = 1 By choice 1

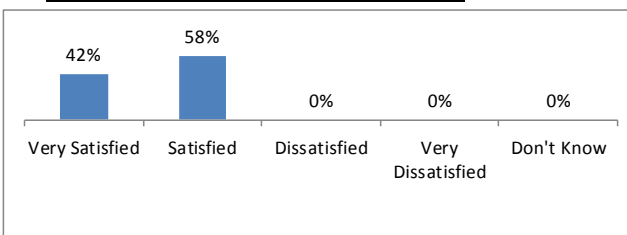
Reasons why employed outside Saskatchewan

More employment opportunities	0	n = 1
Better wages and benefits	1	
Personal reasons	0	

TRAINING PREPARED FOR EMPLOYMENT



OVERALL QUALITY OF TRAINING RECEIVED



NOT EMPLOYED

Reason not currently employed	n = 1
Returned for further education	0
Quit employment	0
No employment opportunities	1
Lack of experience	0
Laid off by employer	0
Personal Reasons	0

Actively looking for work

Yes = 1 No = 0 n = 1

Have worked since completing training

Yes = 1 No = 0 n = 1

Work was training related

Yes = 1 No = 0 n = 1

Scheduled to return to work in the future

Yes = 1 No = 0 n = 1

PURSuing FURTHER EDUCATION

Currently enrolled in further education

Yes = 1 No = 11 n = 12

Type of further education

Sask Polytech program	1	n = 1
University program	0	
Apprenticeship program	0	
Other Post-Secondary program	0	
Other program	0	

SAMPLE OF TRAINING-RELATED EMPLOYMENT

Head Cook
Night Baker/ Breakfast Cook

Notes:

n: Number of respondents to the question

Available to work: The employed and the not employed who are looking for work

**Library and Information Technology
Diploma**

**Saskatoon Campus
Base**

Graduates: 15

Respondents: 12

Response Rate: 80%

National Occupation Classification Code

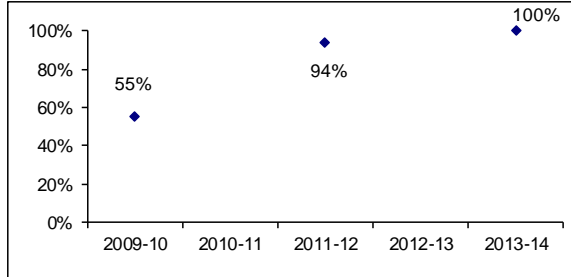
5211

EMPLOYMENT STATUS

(% available to work)

Available to work	12	
Employed	12	100%
Full-time	6	50%
Part-time/casual	6	50%
Employed part-time/casual by choice	0	0%
Training-related employed	12	100%
Full-time training-related employed	6	50%
Part-time/Casual training-related employed	6	50%
Self-employed	0	0%
Unemployed (not working, but looking for work)	0	0%
Not Available to work (not working, and not looking for work)	0	

TREND OF TRAINING-RELATED EMPLOYMENT



FULL-TIME TRAINING-RELATED MONTHLY SALARY

Highest	\$3,900	
Average	\$3,126	n = 6
Median	\$3,000	
Lowest	\$2,550	

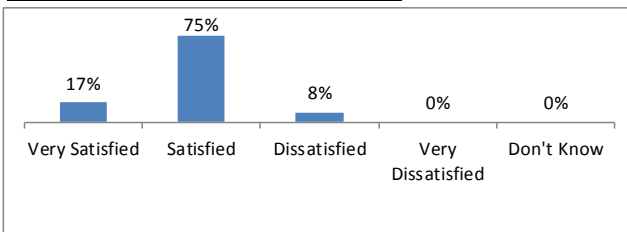
LOCATION OF TRAINING-RELATED EMPLOYMENT

		n = 12
Regina	17%	2
Saskatoon	58%	7
Prince Albert	8%	1
Moose Jaw	0%	0
Other Saskatchewan location	8%	1
Outside Saskatchewan	8%	1

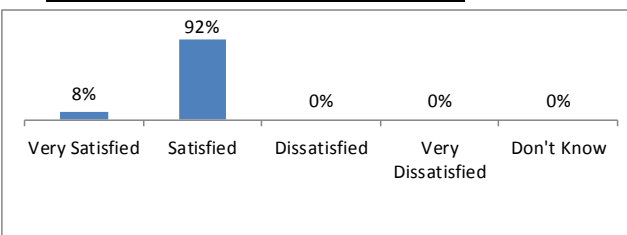
Employed out-of-province (Training & Non-Training Related Employment)

n = 1	By choice	0
Reasons why employed outside Saskatchewan		
More employment opportunities		n = 0
Better wages and benefits		0
Personal reasons		0

TRAINING PREPARED FOR EMPLOYMENT



OVERALL QUALITY OF TRAINING RECEIVED



NOT EMPLOYED

n = 0	
Reason not currently employed	n = 0
Returned for further education	0
No employment opportunities	0
Lack of experience	0
Quit employment	0
Laid off by employer	0
Personal Reasons	0

Actively looking for work

Yes = 0 No = 0 n = 0

Have worked since completing training

Yes = 0 No = 0 n = 0

Work was training related

Yes = 0 No = 0 n = 0

Scheduled to return to work in the future

Yes = 0 No = 0 n = 0

PURSuing FURTHER EDUCATION

Currently enrolled in further education

Yes = 2 No = 10 n = 12

Type of further education

	n = 2
Sask Polytech program	0
University program	1
Apprenticeship program	0
Other Post-Secondary program	0
Other program	1

SAMPLE OF TRAINING-RELATED EMPLOYMENT

Children's Library Technician
Library Assistant/Technician
Library Technician

Notes:

n: Number of respondents to the question

Available to work: The employed and the not employed who are looking for work

**New Media Communications
Certificate**

Regina Campus

Graduates: 13

Respondents: 9
5241

Response Rate: 69%

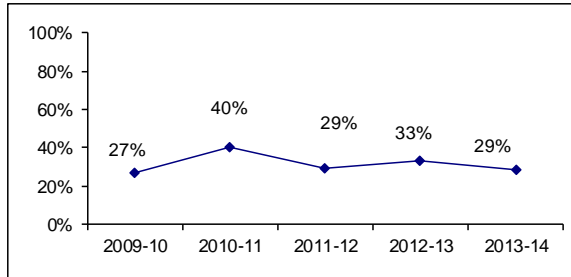
National Occupation Classification Code

EMPLOYMENT STATUS

(% available to work)

Available to work	7	100%
Employed	7	100%
Full-time	4	57%
Part-time/casual	3	43%
Employed part-time/casual by choice	2	29%
Training-related employed	2	29%
Full-time training-related employed	2	29%
Part-time/Casual training-related employed	0	0%
Self-employed	0	0%
Unemployed (not working, but looking for work)	0	0%
Not Available to work (not working, and not looking for work)	2	

TREND OF TRAINING-RELATED EMPLOYMENT



FULL-TIME TRAINING-RELATED MONTHLY SALARY

Highest	\$2,738	
Average	\$2,494	n = 2
Median	\$2,494	
Lowest	\$2,250	

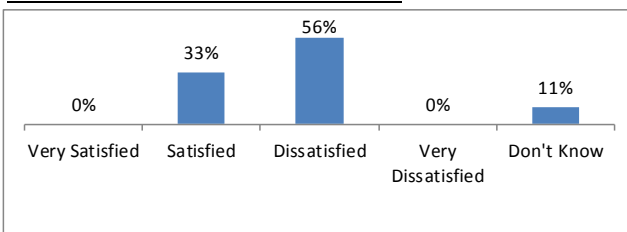
LOCATION OF TRAINING-RELATED EMPLOYMENT

		n = 2
Regina	100%	2
Saskatoon	0%	0
Prince Albert	0%	0
Moose Jaw	0%	0
Other Saskatchewan location	0%	0
Outside Saskatchewan	0%	0

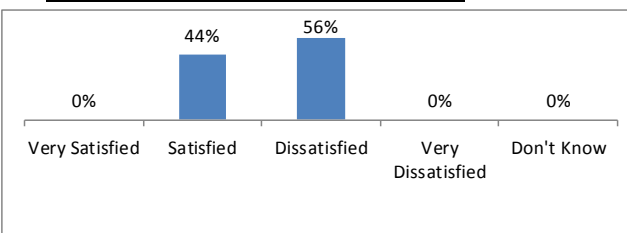
Employed out-of-province (Training & Non-Training Related Employment)

n = 0	By choice	0
Reasons why employed outside Saskatchewan		
More employment opportunities		n = 0
Better wages and benefits		0
Personal reasons		0

TRAINING PREPARED FOR EMPLOYMENT



OVERALL QUALITY OF TRAINING RECEIVED



NOT EMPLOYED

Reason not currently employed	n = 2
Returned for further education	2
Quit employment	0
No employment opportunities	0
Lack of experience	0
Laid off by employer	0
Personal Reasons	0

Actively looking for work

Yes = 0 No = 2 n = 2

Have worked since completing training

Yes = 1 No = 1 n = 2

Work was training related

Yes = 1 No = 0 n = 1

Scheduled to return to work in the future

Yes = 2 No = 0 n = 2

PURSuing FURTHER EDUCATION

Currently enrolled in further education
Yes = 5 No = 4 n = 9

Type of further education n = 5

Sask Polytech program	2
University program	1
Apprenticeship program	0
Other Post-Secondary program	1
Other program	1

SAMPLE OF TRAINING-RELATED EMPLOYMENT

Software QA Analyst
Website Support

Notes:

n: Number of respondents to the question

Available to work: The employed and the not employed who are looking for work

New Media Communications

Prince Albert Campus

Certificate

Base

Graduates: 9

Respondents: 7

Response Rate: 78%

National Occupation Classification Code

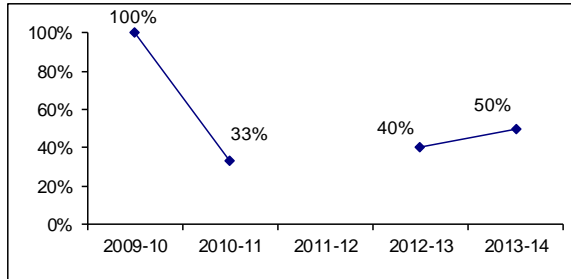
5241

EMPLOYMENT STATUS

(% available to work)

Available to work	2	
Employed	2	100%
Full-time	2	100%
Part-time/casual	0	0%
Employed part-time/casual by choice	0	0%
Training-related employed	1	50%
Full-time training-related employed	1	50%
Part-time/Casual training-related employed	0	0%
Self-employed	0	0%
Unemployed (not working, but looking for work)	0	0%
Not Available to work (not working, and not looking for work)	5	

TREND OF TRAINING-RELATED EMPLOYMENT



FULL-TIME TRAINING-RELATED MONTHLY SALARY

Highest	\$2,250	
Average	\$2,250	n = 1
Median	\$2,250	
Lowest	\$2,250	

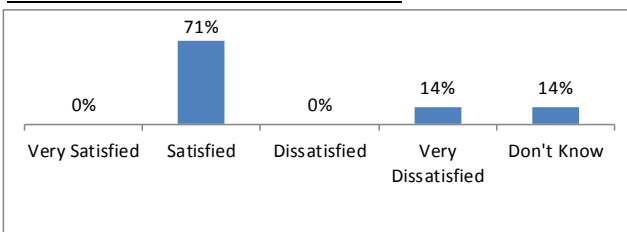
LOCATION OF TRAINING-RELATED EMPLOYMENT

			n = 1
Regina	0%	0	
Saskatoon	0%	0	
Prince Albert	0%	0	
Moose Jaw	0%	0	
Other Saskatchewan location	100%	1	
Outside Saskatchewan	0%	0	

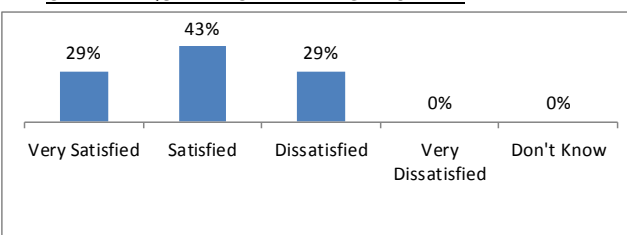
Employed out-of-province (Training & Non-Training Related Employment)

n = 0	By choice	0
Reasons why employed outside Saskatchewan		
More employment opportunities		0
Better wages and benefits		0
Personal reasons		0

TRAINING PREPARED FOR EMPLOYMENT



OVERALL QUALITY OF TRAINING RECEIVED



NOT EMPLOYED

n = 5	
Reason not currently employed	n = 5
Returned for further education	5
Quit employment	0
No employment opportunities	0
Lack of experience	0
Laid off by employer	0
Personal Reasons	0

Actively looking for work

Yes = 0 No = 5 n = 5

Have worked since completing training

Yes = 3 No = 2 n = 5

Work was training related

Yes = 1 No = 2 n = 3

Scheduled to return to work in the future

Yes = 1 No = 4 n = 5

PURSuing FURTHER EDUCATION

Currently enrolled in further education

Yes = 5 No = 2 n = 7

Type of further education

Sask Polytech program	5	n = 5
University program	0	
Apprenticeship program	0	
Other Post-Secondary program	0	
Other program	0	

SAMPLE OF TRAINING-RELATED EMPLOYMENT

Graphic Designer

Notes:

n: Number of respondents to the question

Available to work: The employed and the not employed who are looking for work

**Professional Cooking
Certificate**

Saskatoon Campus

Graduates: 17

Respondents: 6

Response Rate: 35%

National Occupation Classification Code

6321/6322

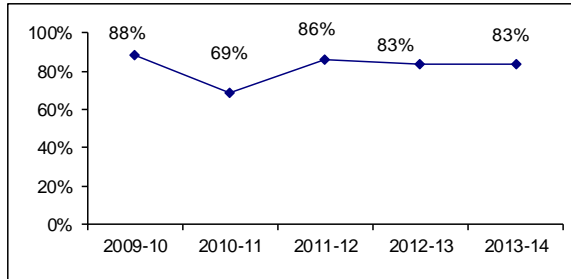
Base

EMPLOYMENT STATUS

(% available to work)

Available to work	6	
Employed	5	83%
Full-time	5	83%
Part-time/casual	0	0%
Employed part-time/casual by choice	0	0%
Training-related employed	5	83%
Full-time training-related employed	5	83%
Part-time/Casual training-related employed	0	0%
Self-employed	0	0%
Unemployed (not working, but looking for work)	1	17%
Not Available to work (not working, and not looking for work)	0	

TREND OF TRAINING-RELATED EMPLOYMENT



FULL-TIME TRAINING-RELATED MONTHLY SALARY

Highest	\$2,500	
Average	\$2,070	n = 5
Median	\$2,000	
Lowest	\$1,800	

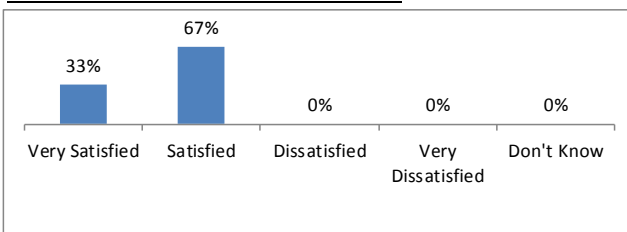
LOCATION OF TRAINING-RELATED EMPLOYMENT

		n = 5
Regina	0%	0
Saskatoon	100%	5
Prince Albert	0%	0
Moose Jaw	0%	0
Other Saskatchewan location	0%	0
Outside Saskatchewan	0%	0

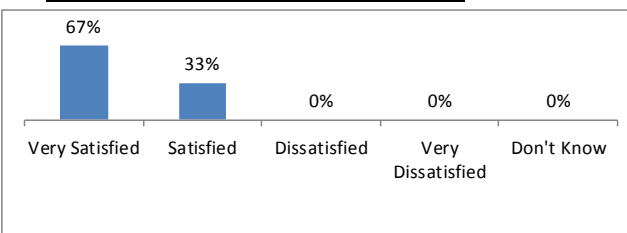
Employed out-of-province (Training & Non-Training Related Employment)

n = 0	By choice	0
Reasons why employed outside Saskatchewan		
More employment opportunities		n = 0
Better wages and benefits		0
Personal reasons		0

TRAINING PREPARED FOR EMPLOYMENT



OVERALL QUALITY OF TRAINING RECEIVED



NOT EMPLOYED

n = 1

Reason not currently employed

Returned for further education	0
Quit employment	0
No employment opportunities	0
Lack of experience	0
Laid off by employer	0
Personal Reasons	1

Actively looking for work

n = 1

Yes = 1 No = 0

Have worked since completing training

Yes = 1 No = 0 n = 1

Work was training related

Yes = 1 No = 0 n = 1

Scheduled to return to work in the future

Yes = 0 No = 1 n = 1

PURSuing FURTHER EDUCATION

Currently enrolled in further education

Yes = 0 No = 6 n = 6

Type of further education

Sask Polytech program	0	n = 0
University program	0	
Apprenticeship program	0	
Other Post-Secondary program	0	
Other program	0	

SAMPLE OF TRAINING-RELATED EMPLOYMENT

Cook and Baker
Line Cook

Notes:

n: Number of respondents to the question

Available to work: The employed and the not employed who are looking for work

**Professional Cooking
Certificate**

Moose Jaw Campus

Graduates: 12

Respondents: 7

Response Rate:

Base

National Occupation Classification Code

6321/6322

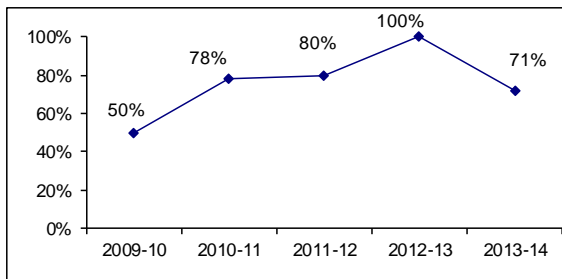
58%

EMPLOYMENT STATUS

(% available to work)

Available to work	7	100%
Employed	5	71%
Full-time	2	29%
Part-time/casual	0	0%
Employed part-time/casual by choice	0	0%
Training-related employed	5	71%
Full-time training-related employed	4	57%
Part-time/Casual training-related employed	1	14%
Self-employed	1	14%
Unemployed (not working, but looking for work)	0	0%
Not Available to work (not working, and not looking for work)	0	0%

TREND OF TRAINING-RELATED EMPLOYMENT



FULL-TIME TRAINING-RELATED MONTHLY SALARY

Highest	\$2,639	
Average	\$2,047	n = 4
Median	\$1,875	
Lowest	\$1,800	

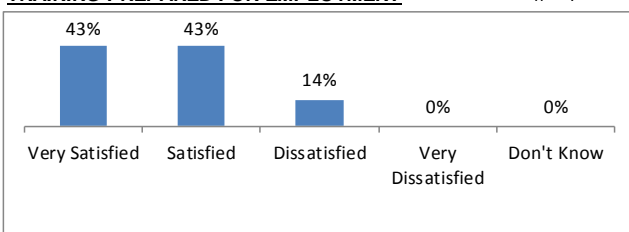
LOCATION OF TRAINING-RELATED EMPLOYMENT

		n = 5
Regina	20%	1
Saskatoon	20%	1
Prince Albert	0%	0
Moose Jaw	60%	3
Other Saskatchewan location	0%	0
Outside Saskatchewan	0%	0

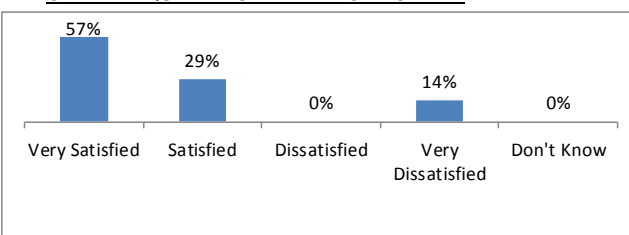
Employed out-of-province (Training & Non-Training Related Employment)

n = 0	By choice	0
Reasons why employed outside Saskatchewan		
More employment opportunities		0
Better wages and benefits		0
Personal reasons		0

TRAINING PREPARED FOR EMPLOYMENT



OVERALL QUALITY OF TRAINING RECEIVED



NOT EMPLOYED

n = 0	
Reason not currently employed	n = 0
Returned for further education	0
Quit employment	0
No employment opportunities	0
Lack of experience	0
Laid off by employer	0
Personal Reasons	0

Actively looking for work

Yes = 0 No = 0 n = 0

Have worked since completing training

Yes = 0 No = 0 n = 0

Work was training related

Yes = 0 No = 0 n = 0

Scheduled to return to work in the future

Yes = 0 No = 0 n = 0

PURSuing FURTHER EDUCATION

Currently enrolled in further education
Yes = 1 No = 6 n = 7

Type of further education

Sask Polytech program	0	
University program	0	
Apprenticeship program	1	
Other Post-Secondary program	0	
Other program	0	

SAMPLE OF TRAINING-RELATED EMPLOYMENT

Dietary Aid/Cook
Line cook

Notes:

n: Number of respondents to the question

Available to work: The employed and the not employed who are looking for work

**Professional Cooking
Certificate**

Prince Albert Campus

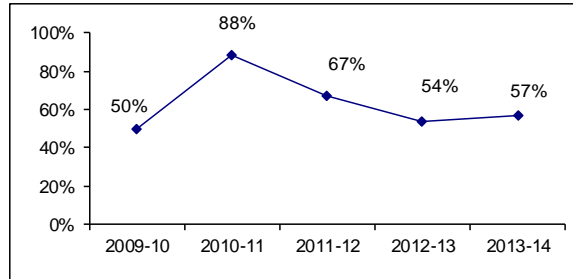
Graduates: 32
National Occupation Classification Code

Respondents: 16
6321/6322

Base
Response Rate: 50%

EMPLOYMENT STATUS	(% available to work)	
Available to work	14	
Employed	12	86%
Full-time	6	43%
Part-time/casual	6	43%
Employed part-time/casual by choice	4	29%
Training-related employed	8	57%
Full-time training-related employed	5	36%
Part-time/Casual training-related employed	3	21%
Self-employed	0	0%
Unemployed (not working, but looking for work)	2	14%
Not Available to work (not working, and not looking for work)	2	

TREND OF TRAINING-RELATED EMPLOYMENT



FULL-TIME TRAINING-RELATED MONTHLY SALARY

Highest	\$3,000	
Average	\$2,340	n = 5
Median	\$1,950	
Lowest	\$1,800	

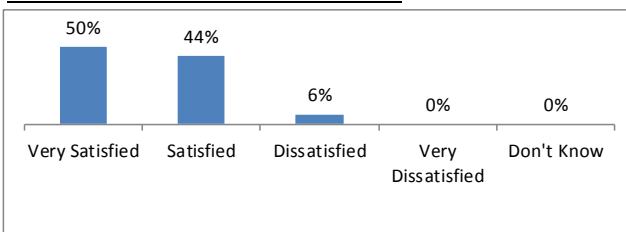
LOCATION OF TRAINING-RELATED EMPLOYMENT

Location	Percentage	Count	n = 8
Regina	0%	0	
Saskatoon	0%	0	
Prince Albert	38%	3	
Moose Jaw	0%	0	
Other Saskatchewan location	63%	5	
Outside Saskatchewan	0%	0	

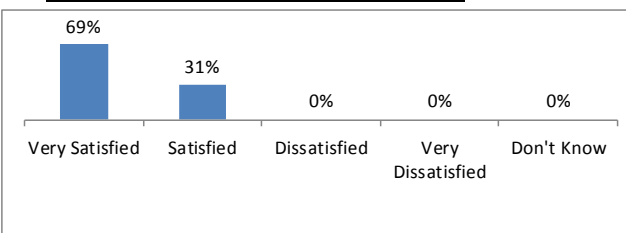
Employed out-of-province (Training & Non-Training Related Employment)

n = 0	By choice	0
Reasons why employed outside Saskatchewan		
More employment opportunities		n = 0
Better wages and benefits		0
Personal reasons		0

TRAINING PREPARED FOR EMPLOYMENT



OVERALL QUALITY OF TRAINING RECEIVED



NOT EMPLOYED

n = 4	
Reason not currently employed	n = 4
Returned for further education	1
Quit employment	0
No employment opportunities	0
Lack of experience	1
Laid off by employer	0
Personal Reasons	2

Actively looking for work

Yes = 2 No = 2 n = 4

Have worked since completing training

Yes = 3 No = 1 n = 4

Work was training related

Yes = 3 No = 0 n = 3

Scheduled to return to work in the future

Yes = 3 No = 1 n = 4

PURSuing FURTHER EDUCATION

Currently enrolled in further education

Yes = 6 No = 10 n = 16

Type of further education

Sask Polytech program	2	n = 6
University program	0	
Apprenticeship program	3	
Other Post-Secondary program	0	
Other program	1	

SAMPLE OF TRAINING-RELATED EMPLOYMENT

Cook
Line Cook
Salad Helper

Notes:

n: Number of respondents to the question

Available to work: The employed and the not employed who are looking for work

**Short Order Cooking
Applied Certificate**

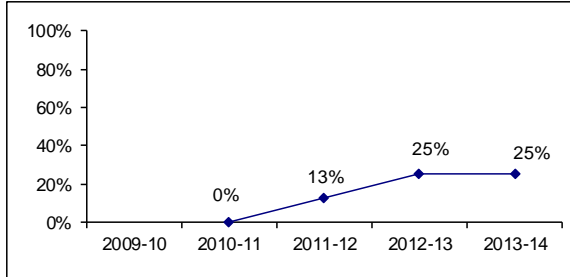
Graduates: 43
National Occupation Classification Code

Respondents: 15
6322

Prince Albert Campus
Continuing Education
Response Rate: 35%

EMPLOYMENT STATUS	(% available to work)
Available to work	8
Employed	3 38%
Full-time	1 13%
Part-time/casual	2 25%
Employed part-time/casual by choice	0 0%
Training-related employed	2 25%
Full-time training-related employed	1 13%
Part-time/Casual training-related employed	1 13%
Self-employed	0 0%
Unemployed (not working, but looking for work)	5 63%
Not Available to work (not working, and not looking for work)	7

TREND OF TRAINING-RELATED EMPLOYMENT



FULL-TIME TRAINING-RELATED MONTHLY SALARY

Highest	\$2,850	
Average	\$2,850	n = 1
Median	\$2,850	
Lowest	\$2,850	

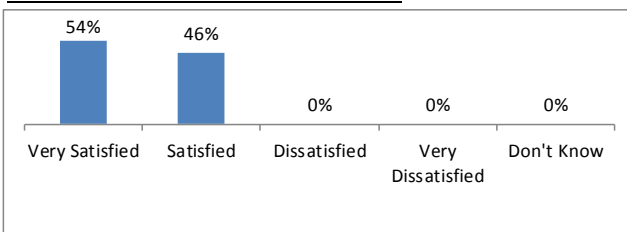
LOCATION OF TRAINING-RELATED EMPLOYMENT

Location	Percentage	Count	n = 2
Regina	0%	0	
Saskatoon	0%	0	
Prince Albert	100%	2	
Moose Jaw	0%	0	
Other Saskatchewan location	0%	0	
Outside Saskatchewan	0%	0	

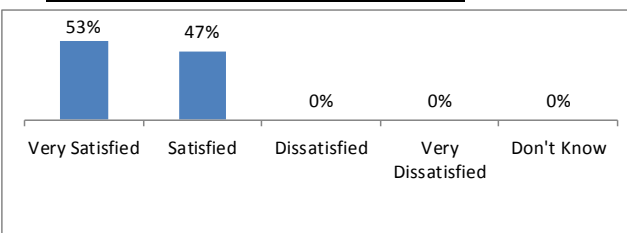
Employed out-of-province (Training & Non-Training Related Employment)
n = 0

By choice	0
Reasons why employed outside Saskatchewan	
More employment opportunities	0
Better wages and benefits	0
Personal reasons	0

TRAINING PREPARED FOR EMPLOYMENT



OVERALL QUALITY OF TRAINING RECEIVED



NOT EMPLOYED

Reason not currently employed	n = 12
Returned for further education	4
Quit employment	0
No employment opportunities	3
Lack of experience	0
Laid off by employer	0
Personal Reasons	5

Actively looking for work

Yes = 5 No = 7 n = 12

Have worked since completing training

Yes = 4 No = 8 n = 12

Work was training related

Yes = 2 No = 2 n = 4

Scheduled to return to work in the future

Yes = 9 No = 3 n = 12

PURSuing FURTHER EDUCATION

Currently enrolled in further education

Yes = 3 No = 12 n = 15

Type of further education

Sask Polytech program	3	n = 3
University program	0	
Apprenticeship program	0	
Other Post-Secondary program	0	
Other program	0	

SAMPLE OF TRAINING-RELATED EMPLOYMENT

Personal Cook

Notes:

n: Number of respondents to the question

Available to work: The employed and the not employed who are looking for work

**Therapeutic Recreation
Diploma**

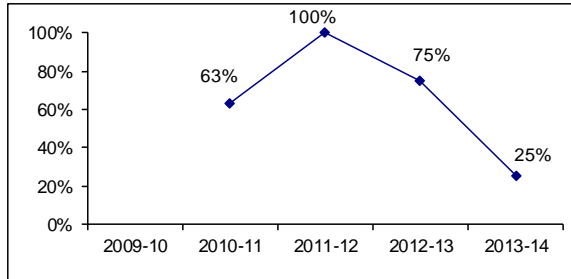
Graduates: 7
National Occupation Classification Code

Respondents: 4
3144

Saskatoon Campus
Continuing Education
Response Rate: 57%

EMPLOYMENT STATUS	(% available to work)
Available to work	4
Employed	3 75%
Full-time	2 50%
Part-time/casual	1 25%
Employed part-time/casual by choice	0 0%
Training-related employed	1 25%
Full-time training-related employed	1 25%
Part-time/Casual training-related employed	0 0%
Self-employed	0 0%
Unemployed (not working, but looking for work)	1 25%
Not Available to work (not working, and not looking for work)	0

TREND OF TRAINING-RELATED EMPLOYMENT



FULL-TIME TRAINING-RELATED MONTHLY SALARY

Highest	\$4,079	
Average	\$4,079	n = 1
Median	\$4,079	
Lowest	\$4,079	

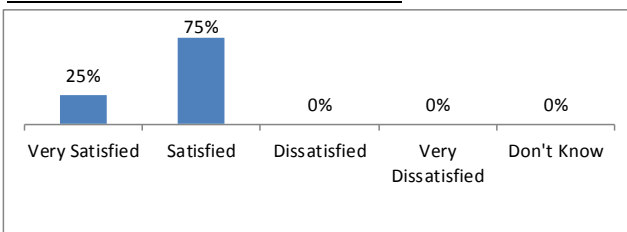
LOCATION OF TRAINING-RELATED EMPLOYMENT

Location	Percentage	Count	n = 1
Regina	0%	0	
Saskatoon	0%	0	
Prince Albert	0%	0	
Moose Jaw	0%	0	
Other Saskatchewan location	100%	1	
Outside Saskatchewan	0%	0	

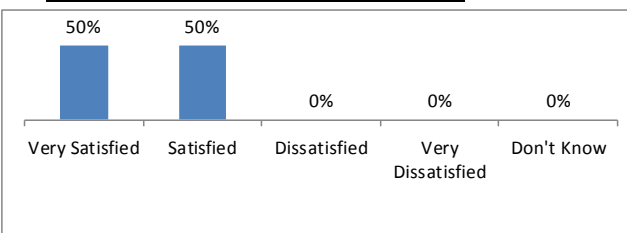
Employed out-of-province (Training & Non-Training Related Employment)

n = 0	By choice	0
Reasons why employed outside Saskatchewan		
More employment opportunities		0
Better wages and benefits		0
Personal reasons		0

TRAINING PREPARED FOR EMPLOYMENT



OVERALL QUALITY OF TRAINING RECEIVED



NOT EMPLOYED

Reason not currently employed	n = 1
Returned for further education	0
Quit employment	0
No employment opportunities	0
Lack of experience	0
Laid off by employer	0
Personal Reasons	1

Actively looking for work

Yes = 1 No = 0 n = 1

Have worked since completing training

Yes = 0 No = 1 n = 1

Work was training related

Yes = 0 No = 0 n = 0

Scheduled to return to work in the future

Yes = 1 No = 0 n = 1

PURSuing FURTHER EDUCATION

Currently enrolled in further education
Yes = 1 No = 3 n = 4

Type of further education

Sask Polytech program	0	n = 1
University program	1	
Apprenticeship program	0	
Other Post-Secondary program	0	
Other program	0	

SAMPLE OF TRAINING-RELATED EMPLOYMENT

Recreation coordinator

Notes:

n: Number of respondents to the question

Available to work: The employed and the not employed who are looking for work

Victims Services Coordinator

Applied Certificate

Graduates: 8

National Occupation Classification Code

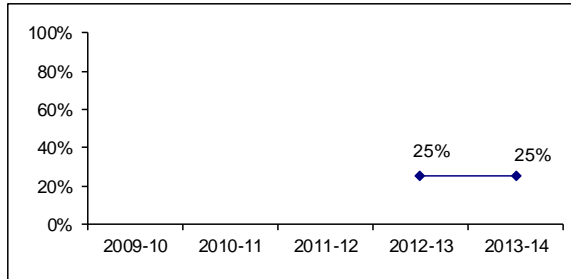
Respondents: 5

-

Regina Campus
Continuing Education
 Response Rate: 63%

EMPLOYMENT STATUS	(% available to work)
Available to work	4
Employed	4 100%
Full-time	3 75%
Part-time/casual	1 25%
Employed part-time/casual by choice	0 0%
Training-related employed	1 25%
Full-time training-related employed	1 25%
Part-time/Casual training-related employed	0 0%
Self-employed	1 25%
Unemployed (not working, but looking for work)	0 0%
Not Available to work (not working, and not looking for work)	1

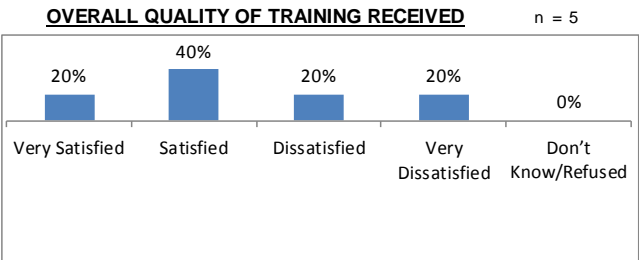
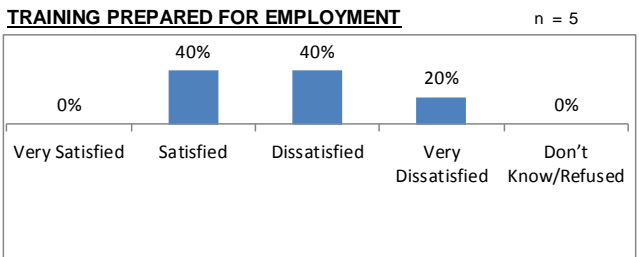
TREND OF TRAINING-RELATED EMPLOYMENT



FULL-TIME TRAINING-RELATED MONTHLY SALARY		
Highest	\$3,150	
Average	\$3,150	n = 1
Median	\$3,150	
Lowest	\$3,150	

LOCATION OF TRAINING-RELATED EMPLOYMENT			n = 1
Regina	100%	1	
Saskatoon	0%	0	
Prince Albert	0%	0	
Moose Jaw	0%	0	
Other Saskatchewan location	0%	0	
Outside Saskatchewan	0%	0	

Employed out-of-province (Training & Non-Training Related Employment)			n = 1
	By choice	0	
Reasons why employed outside Saskatchewan			n = 0
More employment opportunities	0		
Better wages and benefits	0		
Personal reasons	0		



NOT EMPLOYED	n = 1
Reason not currently employed	n = 1
Returned for further education	1
Quit employment	0
No employment opportunities	0
Lack of experience	0
Laid off by employer	0
Personal Reasons	0
Actively looking for work	n = 1
Yes = 0	No = 1
Have worked since completing training	n = 1
Yes = 1	No = 0
Work was training related	n = 1
Yes = 0	No = 1
Scheduled to return to work in the future	n = 1
Yes = 1	No = 0

PURSuing FURTHER EDUCATION		
Currently enrolled in further education	n = 5	
Yes = 2	No = 3	
Type of further education	n = 2	
Sask Polytech program	1	
University program	1	
Apprenticeship program	0	
Other Post-Secondary program	0	
Other program	0	

SAMPLE OF TRAINING-RELATED EMPLOYMENT
 Family Support Worker

Notes:
 n: Number of respondents to the question
 Available to work: The employed and the not employed who are looking for work

Victims Services Coordinator

Applied Certificate

Graduates: 11

National Occupation Classification Code

Respondents: 7

-

Prince Albert Campus

Continuing Education

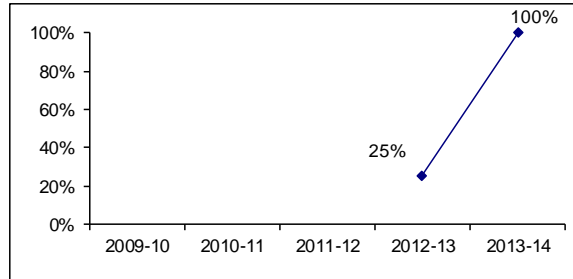
Response Rate: 64%

EMPLOYMENT STATUS

(% available to work)

Available to work	3	
Employed	3	100%
Full-time	3	100%
Part-time/casual	0	0%
Employed part-time/casual by choice	0	0%
Training-related employed	3	100%
Full-time training-related employed	3	100%
Part-time/Casual training-related employed	0	0%
Self-employed	0	0%
Unemployed (not working, but looking for work)	0	0%
Not Available to work (not working, and not looking for work)	4	

TREND OF TRAINING-RELATED EMPLOYMENT



FULL-TIME TRAINING-RELATED MONTHLY SALARY

Highest	\$3,000	
Average	\$2,367	n = 3
Median	\$2,100	
Lowest	\$2,000	

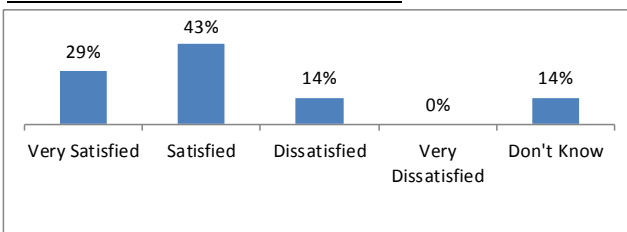
LOCATION OF TRAINING-RELATED EMPLOYMENT

			n = 3
Regina	0%	0	
Saskatoon	0%	0	
Prince Albert	0%	0	
Moose Jaw	0%	0	
Other Saskatchewan location	100%	3	
Outside Saskatchewan	0%	0	

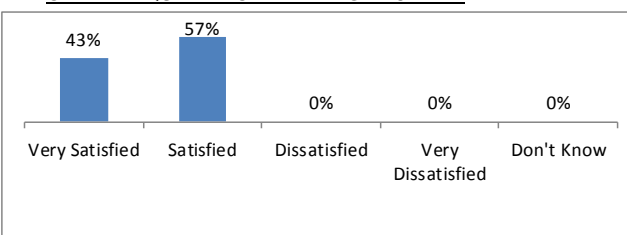
Employed out-of-province (Training & Non-Training Related Employment)

n = 0	By choice	0
Reasons why employed outside Saskatchewan		
More employment opportunities	0	n = 0
Better wages and benefits	0	
Personal reasons	0	

TRAINING PREPARED FOR EMPLOYMENT



OVERALL QUALITY OF TRAINING RECEIVED



NOT EMPLOYED

n = 4	
Reason not currently employed	n = 4
Returned for further education	4
Quit employment	0
No employment opportunities	0
Lack of experience	0
Laid off by employer	0
Personal Reasons	0

Actively looking for work

Yes = 0 No = 4 n = 4

Have worked since completing training

Yes = 3 No = 1 n = 4

Work was training related

Yes = 1 No = 2 n = 3

Scheduled to return to work in the future

Yes = 2 No = 2 n = 4

PURSuing FURTHER EDUCATION

Currently enrolled in further education

Yes = 4 No = 3 n = 7

Type of further education

	n = 4
SIAST program	3
University program	0
Apprenticeship program	0
Other Post-Secondary program	0
Other program	1

SAMPLE OF TRAINING-RELATED EMPLOYMENT

- Assistant Victim Services Coordinator
- Victim Service Advocate
- Youth care worker

Notes:

n: Number of respondents to the question

Available to work: The employed and the not employed who are looking for work

Website Design and Development

Prince Albert Campus

Applied Certificate

Base

Graduates: 7

Respondents: 4

Response Rate:

57%

National Occupation Classification Code

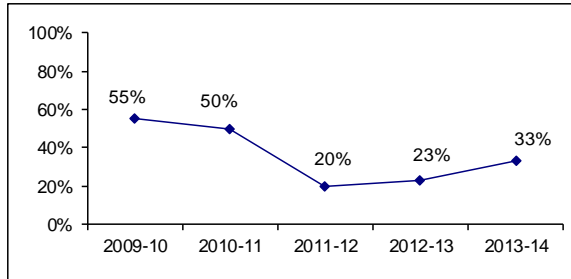
2175

EMPLOYMENT STATUS

(% available to work)

Available to work	3	
Employed	2	67%
Full-time	2	67%
Part-time/casual	0	0%
Employed part-time/casual by choice	0	0%
Training-related employed	1	33%
Full-time training-related employed	1	33%
Part-time/Casual training-related employed	0	0%
Self-employed	0	0%
Unemployed (not working, but looking for work)	1	33%
Not Available to work (not working, and not looking for work)	1	

TREND OF TRAINING-RELATED EMPLOYMENT



FULL-TIME TRAINING-RELATED MONTHLY SALARY

Highest	\$2,600	
Average	\$2,600	n = 1
Median	\$2,600	
Lowest	\$2,600	

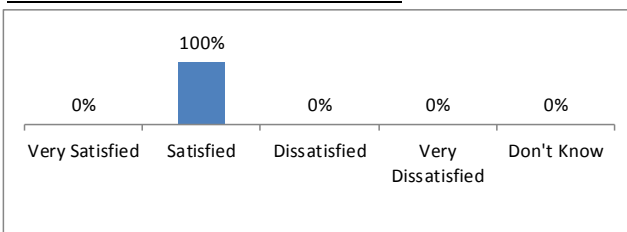
LOCATION OF TRAINING-RELATED EMPLOYMENT

			n = 1
Regina	0%	0	
Saskatoon	0%	0	
Prince Albert	0%	0	
Moose Jaw	0%	0	
Other Saskatchewan location	0%	0	
Outside Saskatchewan	100%	1	

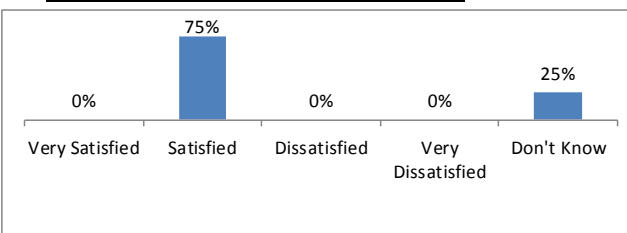
Employed out-of-province (Training & Non-Training Related Employment)

n = 1	By choice	1
Reasons why employed outside Saskatchewan		
More employment opportunities	0	n = 0
Better wages and benefits	0	
Personal reasons	0	

TRAINING PREPARED FOR EMPLOYMENT



OVERALL QUALITY OF TRAINING RECEIVED



NOT EMPLOYED

n = 2

Reason not currently employed n = 2

Returned for further education	1
Quit employment	0
No employment opportunities	0
Lack of experience	1
Laid off by employer	0
Personal Reasons	0

Actively looking for work

n = 2

Yes = 1 No = 1

Have worked since completing training

Yes = 2 No = 0 n = 2

Work was training related

Yes = 0 No = 2 n = 2

Scheduled to return to work in the future

Yes = 0 No = 2 n = 2

PURSuing FURTHER EDUCATION

Currently enrolled in further education

Yes = 1 No = 3 n = 4

Type of further education

Sask Polytech program	1	n = 1
University program	0	
Apprenticeship program	0	
Other Post-Secondary program	0	
Other program	0	

SAMPLE OF TRAINING-RELATED EMPLOYMENT

Web Designer

Notes:

n: Number of respondents to the question

Available to work: The employed and the not employed who are looking for work

**Youth Care Worker
Certificate**

Saskatoon Campus

Graduates: 17

Respondents: 7
4212

**Base
Response Rate: 41%**

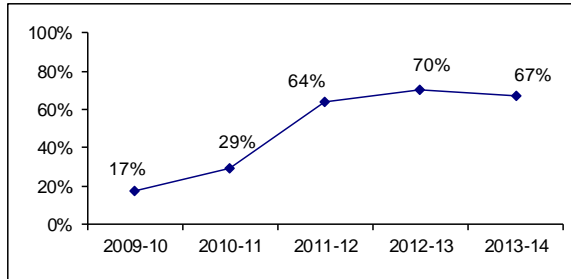
National Occupation Classification Code

EMPLOYMENT STATUS

(% available to work)

Available to work	6	
Employed	5	83%
Full-time	0	0%
Part-time/casual	5	83%
Employed part-time/casual by choice	4	67%
Training-related employed	4	67%
Full-time training-related employed	0	0%
Part-time/Casual training-related employed	4	67%
Self-employed	0	0%
Unemployed (not working, but looking for work)	1	17%
Not Available to work (not working, and not looking for work)	1	

TREND OF TRAINING-RELATED EMPLOYMENT



FULL-TIME TRAINING-RELATED MONTHLY SALARY

Highest	n/a	
Average	n/a	n = n/a
Median	n/a	
Lowest	n/a	

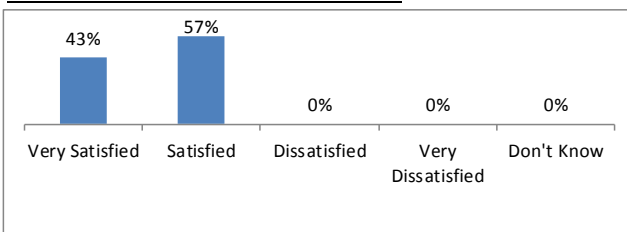
LOCATION OF TRAINING-RELATED EMPLOYMENT

		n = 4
Regina	0%	0
Saskatoon	100%	4
Prince Albert	0%	0
Moose Jaw	0%	0
Other Saskatchewan location	0%	0
Outside Saskatchewan	0%	0

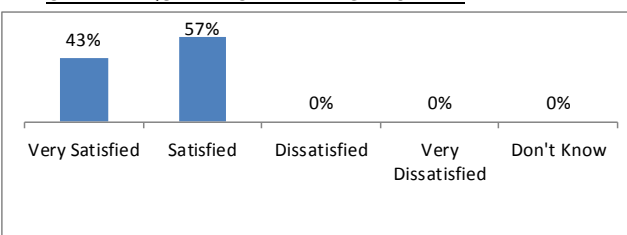
Employed out-of-province (Training & Non-Training Related Employment)

n = 0	By choice	0
Reasons why employed outside Saskatchewan		
More employment opportunities		0
Better wages and benefits		0
Personal reasons		0

TRAINING PREPARED FOR EMPLOYMENT



OVERALL QUALITY OF TRAINING RECEIVED



NOT EMPLOYED

n = 2	
Reason not currently employed	n = 2
Returned for further education	1
Quit employment	0
No employment opportunities	0
Lack of experience	0
Laid off by employer	0
Personal Reasons	1

Actively looking for work

Yes = 1 No = 1 n = 2

Have worked since completing training

Yes = 1 No = 1 n = 2

Work was training related

Yes = 1 No = 0 n = 1

Scheduled to return to work in the future

Yes = 0 No = 2 n = 2

PURSuing FURTHER EDUCATION

Currently enrolled in further education

Yes = 6 No = 1 n = 7

Type of further education

	n = 6
Sask Polytech program	5
University program	0
Apprenticeship program	0
Other Post-Secondary program	0
Other program	1

SAMPLE OF TRAINING-RELATED EMPLOYMENT

N/A

Notes:

n: Number of respondents to the question

Available to work: The employed and the not employed who are looking for work

**Youth Care Worker
Certificate**

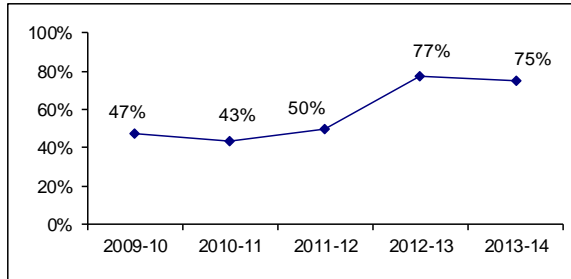
Graduates: 49
National Occupation Classification Code

Respondents: 29
4212

Saskatoon Campus
Continuing Education
Response Rate: 59%

EMPLOYMENT STATUS	(% available to work)	
Available to work	24	
Employed	23	96%
Full-time	13	54%
Part-time/casual	10	42%
Employed part-time/casual by choice	6	25%
Training-related employed	18	75%
Full-time training-related employed	9	38%
Part-time/Casual training-related employed	9	38%
Self-employed	0	0%
Unemployed (not working, but looking for work)	1	4%
Not Available to work (not working, and not looking for work)	5	

TREND OF TRAINING-RELATED EMPLOYMENT



FULL-TIME TRAINING-RELATED MONTHLY SALARY

Highest	\$3,450	
Average	\$2,790	n = 8
Median	\$2,955	
Lowest	\$1,680	

LOCATION OF TRAINING-RELATED EMPLOYMENT

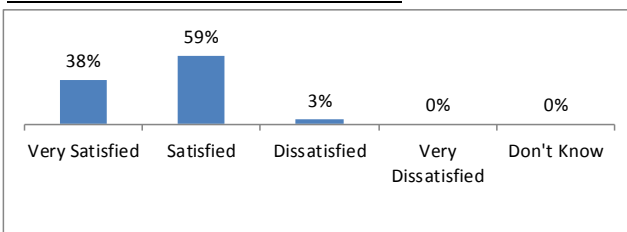
Location	Percentage	Count	n = 18
Regina	28%	5	
Saskatoon	44%	8	
Prince Albert	0%	0	
Moose Jaw	11%	2	
Other Saskatchewan location	17%	3	
Outside Saskatchewan	0%	0	

Employed out-of-province (Training & Non-Training Related Employment)
n = 0

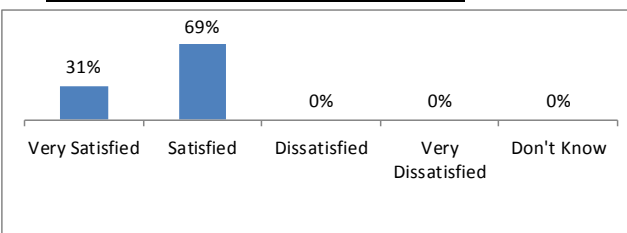
Reasons why employed outside Saskatchewan

More employment opportunities	0	n = 0
Better wages and benefits	0	
Personal reasons	0	

TRAINING PREPARED FOR EMPLOYMENT



OVERALL QUALITY OF TRAINING RECEIVED



NOT EMPLOYED

Reason not currently employed n = 6

Returned for further education	2
Quit employment	0
No employment opportunities	0
Lack of experience	0
Laid off by employer	0
Personal Reasons	4

Actively looking for work

Yes = 1 No = 5 n = 6

Have worked since completing training

Yes = 3 No = 3 n = 6

Work was training related

Yes = 2 No = 1 n = 3

Scheduled to return to work in the future

Yes = 1 No = 5 n = 6

PURSuing FURTHER EDUCATION

Currently enrolled in further education

Yes = 11 No = 18 n = 29

Type of further education

Sask Polytech program	9	n = 11
University program	1	
Apprenticeship program	0	
Other Post-Secondary program	1	
Other program	0	

SAMPLE OF TRAINING-RELATED EMPLOYMENT

Educational Assistant
Youth care worker

Notes:

n: Number of respondents to the question

Available to work: The employed and the not employed who are looking for work

**Youth Care Worker
Diploma**

Saskatoon Campus

Graduates: 18

**Respondents: 10
4212**

Response Rate: 56%

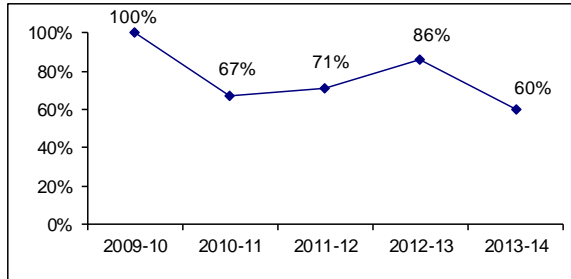
National Occupation Classification Code

EMPLOYMENT STATUS

(% available to work)

Available to work	10	
Employed	10	100%
Full-time	4	40%
Part-time/casual	6	60%
Employed part-time/casual by choice	5	50%
Training-related employed	6	60%
Full-time training-related employed	2	20%
Part-time/Casual training-related employed	4	40%
Self-employed	1	10%
Unemployed (not working, but looking for work)	0	0%
Not Available to work (not working, and not looking for work)	0	

TREND OF TRAINING-RELATED EMPLOYMENT



FULL-TIME TRAINING-RELATED MONTHLY SALARY

Highest	\$3,150	
Average	\$2,700	n = 2
Median	\$2,700	
Lowest	\$2,250	

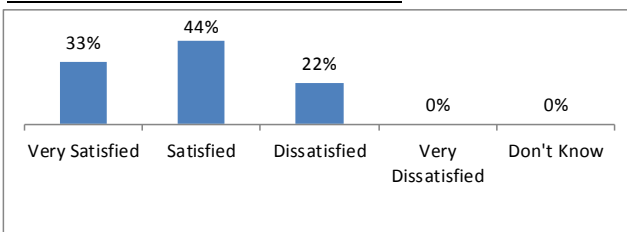
LOCATION OF TRAINING-RELATED EMPLOYMENT

		n = 6
Regina	0%	0
Saskatoon	83%	5
Prince Albert	0%	0
Moose Jaw	0%	0
Other Saskatchewan location	17%	1
Outside Saskatchewan	0%	0

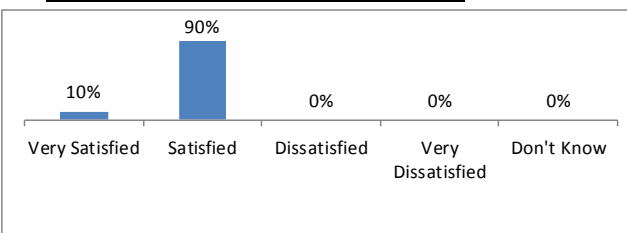
Employed out-of-province (Training & Non-Training Related Employment)

n = 0	By choice	0
Reasons why employed outside Saskatchewan		
More employment opportunities		n = 0
Better wages and benefits		0
Personal reasons		0

TRAINING PREPARED FOR EMPLOYMENT



OVERALL QUALITY OF TRAINING RECEIVED



NOT EMPLOYED

Reason not currently employed	n = 0
Returned for further education	0
Quit employment	0
No employment opportunities	0
Lack of experience	0
Laid off by employer	0
Personal Reasons	0

Actively looking for work

Yes = 0 No = 0 n = 0

Have worked since completing training

Yes = 0 No = 0 n = 0

Work was training related

Yes = 0 No = 0 n = 0

Scheduled to return to work in the future

Yes = 0 No = 0 n = 0

PURSuing FURTHER EDUCATION

Currently enrolled in further education

Yes = 3 No = 7 n = 10

Type of further education

Sask Polytech program	1	n = 3
University program	2	
Apprenticeship program	0	
Other Post-Secondary program	0	
Other program	0	

SAMPLE OF TRAINING-RELATED EMPLOYMENT

Supervisor
Youth care worker

Notes:

n: Number of respondents to the question

Available to work: The employed and the not employed who are looking for work

Summary Page – Industrial Training Division Overall

Industrial Training Division

Overall

Graduates: 578

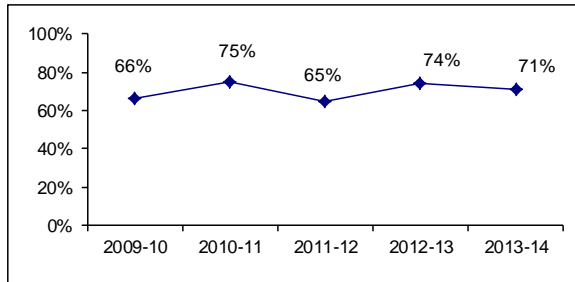
Respondents: 340

Response Rate: 59%

EMPLOYMENT STATUS

	(% available to work)	
Available to work	316	
Employed	273	86%
Full-time	263	83%
Part-time/casual	10	3%
Employed part-time/casual by choice	8	3%
Training-related employed	225	71%
Full-time training-related employed	221	70%
Part-time/Casual training-related employed	4	1%
Self-employed	14	4%
Unemployed (not working, but looking for work)	43	14%
Not Available to work (not working, and not looking for work)	24	

TREND OF TRAINING-RELATED EMPLOYMENT



FULL-TIME TRAINING-RELATED MONTHLY SALARY

Highest	\$6,000	
Average	\$2,995	n = 204
Median	\$2,889	
Lowest	\$1,530	

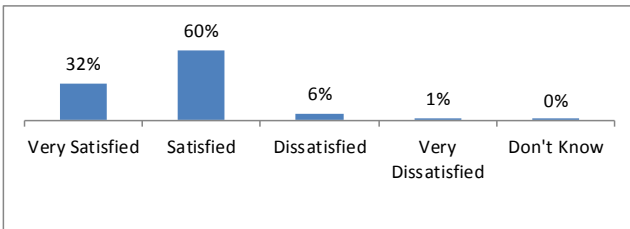
LOCATION OF TRAINING-RELATED EMPLOYMENT

Location	Percentage	n
Regina	28%	62
Saskatoon	32%	73
Prince Albert	2%	5
Moose Jaw	6%	14
Other Saskatchewan location	26%	59
Outside Saskatchewan	5%	12

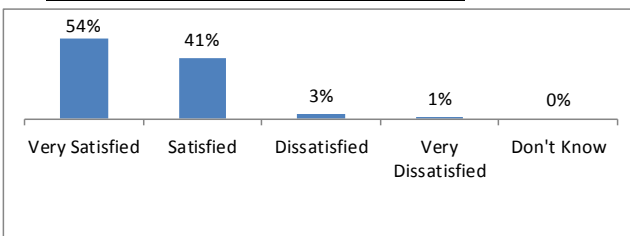
Employed out-of-province (Training & Non-Training Related Employment)

n = 16	By choice	13
Reasons why employed outside Saskatchewan		
More employment opportunities	5	n = 11
Better wages and benefits	2	
Personal reasons	4	

TRAINING PREPARED FOR EMPLOYMENT



OVERALL QUALITY OF TRAINING RECEIVED



Notes:

n: Number of respondents to the question

Available to work: The employed and the not employed who are looking for work

NOT EMPLOYED

n = 67

Reason not currently employed	n
Returned for further education	7
Quit employment	2
No employment opportunities	13
Lack of experience	11
Laid off by employer	20
Personal Reasons	14

Actively looking for work

n = 67

Yes = 43 No = 24

Have worked since completing training

n = 67

Yes = 50 No = 17

Work was training related

n = 50

Yes = 33 No = 17

Scheduled to return to work in the future

n = 67

Yes = 34 No = 33

PURSUING FURTHER EDUCATION

Currently enrolled in further education

n = 340

Yes = 53 No = 287

Type of further education

Sask Polytech program	11	n = 53
University program	2	
Apprenticeship program	31	
Other Post-Secondary program	6	
Other program	3	

Summary Page – Industrial Training Division Base Programs

Industrial Training Division

Base

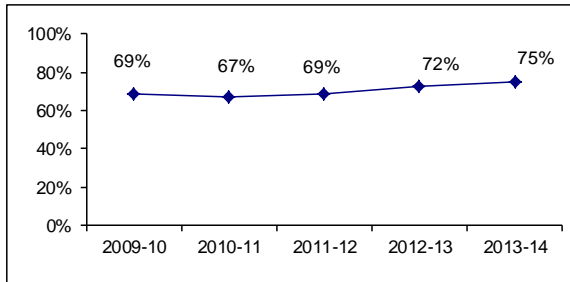
Graduates: 351

Respondents: 234

Response Rate: 67%

EMPLOYMENT STATUS	(% available to work)	
Available to work	217	
Employed	194	89%
Full-time	187	86%
Part-time/casual	7	3%
Employed part-time/casual by choice	6	3%
Training-related employed	163	75%
Full-time training-related employed	161	74%
Part-time/Casual training-related employed	2	1%
Self-employed	12	6%
Unemployed (not working, but looking for work)	23	11%
Not Available to work (not working, and not looking for work)	17	

TREND OF TRAINING-RELATED EMPLOYMENT



FULL-TIME TRAINING-RELATED MONTHLY SALARY

Highest	\$6,000	
Average	\$3,004	n = 149
Median	\$3,000	
Lowest	\$1,530	

LOCATION OF TRAINING-RELATED EMPLOYMENT

Location	Percentage	Count	n = 163
Regina	28%	45	
Saskatoon	37%	60	
Prince Albert	2%	4	
Moose Jaw	6%	9	
Other Saskatchewan location	22%	36	
Outside Saskatchewan	6%	9	

Employed out-of-province (Training & Non-Training Related Employment)
n = 11

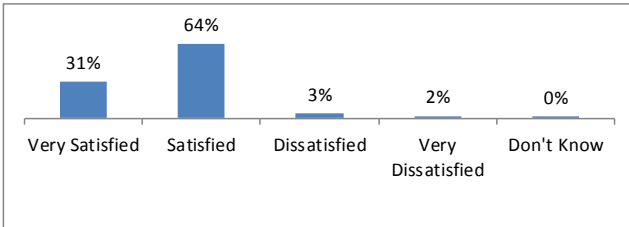
By choice 8

Reasons why employed outside Saskatchewan

More employment opportunities	3	n = 7
Better wages and benefits	1	
Personal reasons	3	

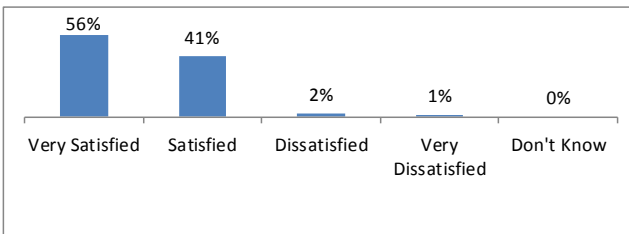
TRAINING PREPARED FOR EMPLOYMENT

n = 234



OVERALL QUALITY OF TRAINING RECEIVED

n = 234



NOT EMPLOYED

n = 40

Reason not currently employed

n = 40

Returned for further education	4
Quit employment	1
No employment opportunities	10
Lack of experience	5
Laid off by employer	11
Personal Reasons	9

Actively looking for work

n = 40

Yes = 23 No = 17

Have worked since completing training

Yes = 32 No = 8 n = 40

Work was training related

Yes = 22 No = 10 n = 32

Scheduled to return to work in the future

Yes = 19 No = 21 n = 40

PURSUING FURTHER EDUCATION

Currently enrolled in further education

Yes = 38 No = 196 n = 234

Type of further education

n = 38

Sask Polytech program	10
University program	1
Apprenticeship program	22
Other Post-Secondary program	3
Other program	2

Notes:

n: Number of respondents to the question

Available to work: The employed and the not employed who are looking for work

Summary Page – Industrial Training Division Continuing Education Programs

Industrial Training Division

Continuing Education

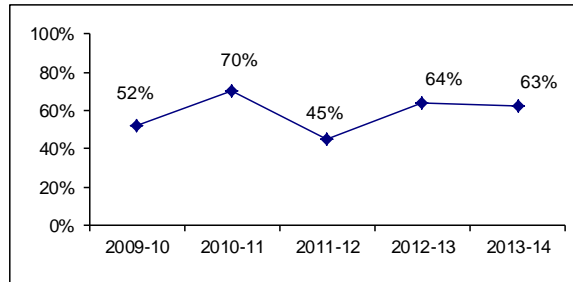
Graduates: 227

Respondents: 106

Response Rate: 47%

EMPLOYMENT STATUS	(% available to work)	
Available to work	99	
Employed	79	80%
Full-time	76	77%
Part-time/casual	3	3%
Employed part-time/casual by choice	2	2%
Training-related employed	62	63%
Full-time training-related employed	60	61%
Part-time/Casual training-related employed	2	2%
Self-employed	2	2%
Unemployed (not working, but looking for work)	20	20%
Not Available to work (not working, and not looking for work)	7	

TREND OF TRAINING-RELATED EMPLOYMENT



FULL-TIME TRAINING-RELATED MONTHLY SALARY

Highest	\$4,650	
Average	\$2,971	n = 55
Median	\$2,850	
Lowest	\$2,100	

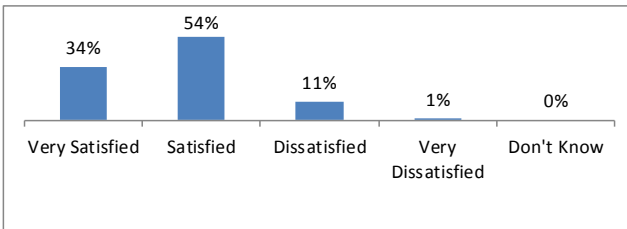
LOCATION OF TRAINING-RELATED EMPLOYMENT

Location	Percentage	Count	n = 62
Regina	27%	17	
Saskatoon	21%	13	
Prince Albert	2%	1	
Moose Jaw	8%	5	
Other Saskatchewan location	37%	23	
Outside Saskatchewan	5%	3	

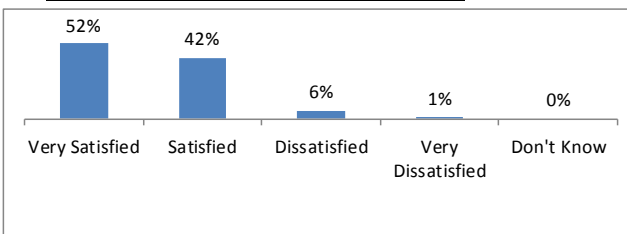
Employed out-of-province (Training & Non-Training Related Employment)

n = 5	By choice	5
Reasons why employed outside Saskatchewan		
More employment opportunities	2	n = 4
Better wages and benefits	1	
Personal reasons	1	

TRAINING PREPARED FOR EMPLOYMENT



OVERALL QUALITY OF TRAINING RECEIVED



NOT EMPLOYED

n = 27

Reason not currently employed	Count	n = 27
Returned for further education	3	
Quit employment	1	
No employment opportunities	3	
Lack of experience	6	
Laid off by employer	9	
Personal Reasons	5	

Actively looking for work

n = 27

Yes = 20 No = 7

Have worked since completing training

Yes = 18 No = 9 n = 27

Work was training related

Yes = 11 No = 7 n = 18

Scheduled to return to work in the future

Yes = 15 No = 12 n = 27

PURSuing FURTHER EDUCATION

Currently enrolled in further education

Yes = 15 No = 91 n = 106

Type of further education

Sask Polytech program	1	n = 15
University program	1	
Apprenticeship program	9	
Other Post-Secondary program	3	
Other program	1	

Notes:

n: Number of respondents to the question

Available to work: The employed and the not employed who are looking for work

Program Pages – Industrial Training Division

Index

Program	Campus	Credential	Program Type	Graduates	Responses
Agricultural Machinery Technician	Saskatoon	Certificate	Base	12	8
Auto Body Technician	Saskatoon	Certificate	Base	8	7
Auto Body Technician	Regina	Certificate	Base	11	9
Automotive Service Technician	Saskatoon	Certificate	Base	28	18
Automotive Service Technician	Moose Jaw	Certificate	Base	19	18
Carpentry	Moose Jaw	Certificate	Base	15	9
Carpentry	Prince Albert	Certificate	Base	17	8
Carpentry	Moose Jaw	Applied Certificate	Continuing Education	8	4
Carpentry	Saskatoon	Applied Certificate	Continuing Education	6	4
Fabricator-Welder	Saskatoon	Certificate	Base	8	6
Heavy Equipment Operator	Regina	Applied Certificate	Continuing Education	47	14
Heavy Equipment Truck and Transport Technician	Saskatoon	Certificate	Base	37	22
Industrial Mechanics	Saskatoon	Certificate	Base	24	15
Industrial Mechanics	Prince Albert	Certificate	Base	14	6
Industrial Mechanics	Saskatoon	Applied Certificate	Continuing Education	17	13
Machine Shop	Saskatoon	Certificate	Base	13	12
Machine Shop	Regina	Certificate	Base	19	14
Parts Management Technician	Saskatoon	Certificate	Base	10	7
Plumbing and Pipefitting	Saskatoon	Applied Certificate	Continuing Education	24	18
Power Sports Equipment Technician	Regina	Certificate	Base	16	9
Refrigeration and Air Conditioning	Saskatoon	Certificate	Base	10	8
Tri-Trades Heavy Equipment., Truck and Transport, Agricultural Machinery Technician	Saskatoon	Applied Certificate	Continuing Education	9	7
Welding	Saskatoon	Certificate	Base	24	19
Welding	Moose Jaw	Certificate	Base	21	12
Welding	Regina	Certificate	Base	29	22
Welding	Prince Albert	Certificate	Base	16	5
Welding	Saskatoon	Certificate	Continuing Education	8	6
Welding	Regina	Applied Certificate	Continuing Education	20	13
Welding	Prince Albert	Certificate	Continuing Education	21	7

Welding	Saskatoon	Applied Certificate	Continuing Education	8	7
---------	-----------	---------------------	----------------------	---	---

No Program Pages

Individual program pages were not prepared for programs with less than four respondents. The responses are included in the overall totals.

Program	Campus	Credential	Program Type	Graduates	Responses
Heavy Equipment and Truck and Transport	Saskatoon	Applied Certificate	Continuing Education	8	3

**Agricultural Machinery Technician
Certificate**

Saskatoon Campus

Graduates: 12

Respondents: 8

Response Rate: 67%

National Occupation Classification Code

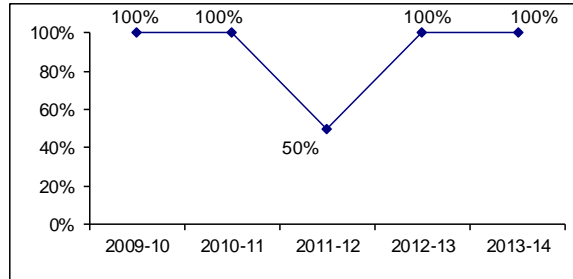
7312

EMPLOYMENT STATUS

(% available to work)

Available to work	8	
Employed	8	100%
Full-time	8	100%
Part-time/casual	0	0%
Employed part-time/casual by choice	0	0%
Training-related employed	8	100%
Full-time training-related employed	8	100%
Part-time/Casual training-related employed	0	0%
Self-employed	1	13%
Unemployed (not working, but looking for work)	0	0%
Not Available to work (not working, and not looking for work)	0	

TREND OF TRAINING-RELATED EMPLOYMENT



FULL-TIME TRAINING-RELATED MONTHLY SALARY

Highest	\$4,500	
Average	\$3,047	n = 7
Median	\$3,150	
Lowest	\$1,530	

LOCATION OF TRAINING-RELATED EMPLOYMENT

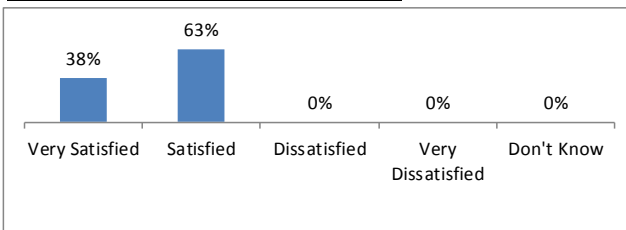
		n = 8
Regina	13%	1
Saskatoon	25%	2
Prince Albert	0%	0
Moose Jaw	0%	0
Other Saskatchewan location	50%	4
Outside Saskatchewan	13%	1

Employed out-of-province (Training & Non-Training Related Employment)
n = 1 By choice 1

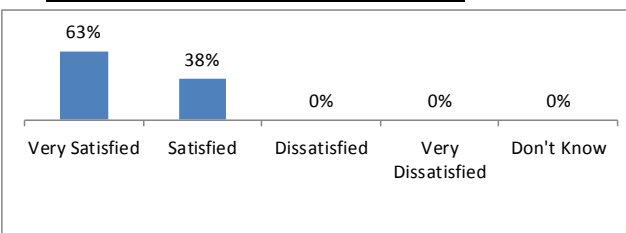
Reasons why employed outside Saskatchewan n = 1

More employment opportunities	0
Better wages and benefits	0
Personal reasons	1

TRAINING PREPARED FOR EMPLOYMENT n = 8



OVERALL QUALITY OF TRAINING RECEIVED n = 8



NOT EMPLOYED

n = 0

Reason not currently employed n = 0

Returned for further education	0
Quit employment	0
No employment opportunities	0
Lack of experience	0
Laid off by employer	0
Personal Reasons	0

Actively looking for work n = 0

Yes = 0 No = 0

Have worked since completing training n = 0

Yes = 0 No = 0

Work was training related n = 0

Yes = 0 No = 0

Scheduled to return to work in the future n = 0

Yes = 0 No = 0

PURSuing FURTHER EDUCATION

Currently enrolled in further education n = 8

Yes = 0 No = 8

Type of further education n = 0

Sask Polytech program	0
University program	0
Apprenticeship program	0
Other Post-Secondary program	0
Other program	0

SAMPLE OF TRAINING-RELATED EMPLOYMENT

- Agricultural Machinery Technition
- Apprentice Mechanic
- Service Technician

Notes:

n: Number of respondents to the question

Available to work: The employed and the not employed who are looking for work

**Auto Body Technician
Certificate**

Saskatoon Campus

Graduates: 8
National Occupation Classification Code

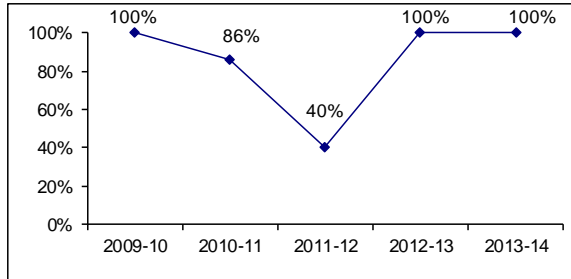
Respondents: 7
7322

Base
Response Rate: 88%

EMPLOYMENT STATUS (% available to work)

Available to work	6	
Employed	6	100%
Full-time	6	100%
Part-time/casual	0	0%
Employed part-time/casual by choice	0	0%
Training-related employed	6	100%
Full-time training-related employed	6	100%
Part-time/Casual training-related employed	0	0%
Self-employed	1	17%
Unemployed (not working, but looking for work)	0	0%
Not Available to work (not working, and not looking for work)	1	

TREND OF TRAINING-RELATED EMPLOYMENT



FULL-TIME TRAINING-RELATED MONTHLY SALARY

Highest	\$2,700	
Average	\$2,370	n = 5
Median	\$2,400	
Lowest	\$2,100	

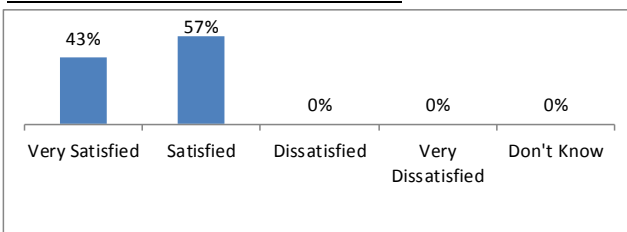
LOCATION OF TRAINING-RELATED EMPLOYMENT

		n = 6
Regina	0%	0
Saskatoon	67%	4
Prince Albert	0%	0
Moose Jaw	0%	0
Other Saskatchewan location	17%	1
Outside Saskatchewan	17%	1

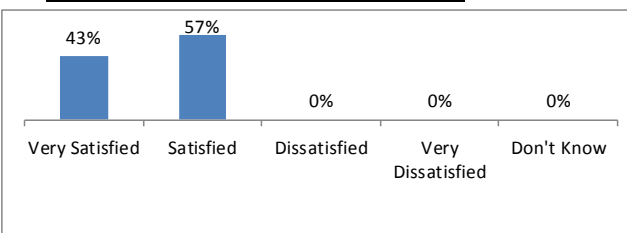
Employed out-of-province (Training & Non-Training Related Employment)

n = 1	By choice	1
Reasons why employed outside Saskatchewan		
More employment opportunities	0	n = 1
Better wages and benefits	0	
Personal reasons	1	

TRAINING PREPARED FOR EMPLOYMENT



OVERALL QUALITY OF TRAINING RECEIVED



NOT EMPLOYED

n = 1	
Reason not currently employed	n = 1
Returned for further education	0
Quit employment	0
No employment opportunities	0
Lack of experience	0
Laid off by employer	0
Personal Reasons	1

Actively looking for work

Yes = 0 No = 1 n = 1

Have worked since completing training

Yes = 0 No = 1 n = 1

Work was training related

Yes = 0 No = 0 n = 0

Scheduled to return to work in the future

Yes = 1 No = 0 n = 1

PURSuing FURTHER EDUCATION

Currently enrolled in further education

Yes = 1 No = 6 n = 7

Type of further education

Sask Polytech program	0	n = 1
University program	0	
Apprenticeship program	1	
Other Post-Secondary program	0	
Other program	0	

SAMPLE OF TRAINING-RELATED EMPLOYMENT

Auto Body Technician
Apprentice Technician

Notes:

n: Number of respondents to the question

Available to work: The employed and the not employed who are looking for work

**Auto Body Technician
Certificate**

Regina Campus

Graduates: 11

Respondents: 9

Response Rate: 82%

National Occupation Classification Code

7322

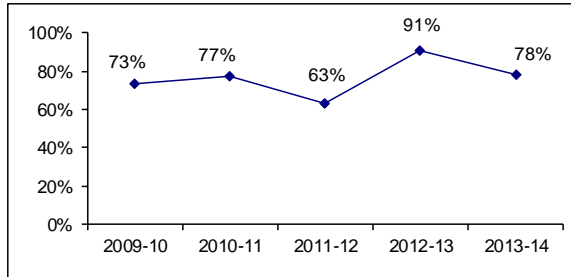
Base

EMPLOYMENT STATUS

(% available to work)

Available to work	9	
Employed	8	89%
Full-time	8	89%
Part-time/casual	0	0%
Employed part-time/casual by choice	0	0%
Training-related employed	7	78%
Full-time training-related employed	7	78%
Part-time/Casual training-related employed	0	0%
Self-employed	0	0%
Unemployed (not working, but looking for work)	1	11%
Not Available to work (not working, and not looking for work)	0	

TREND OF TRAINING-RELATED EMPLOYMENT



FULL-TIME TRAINING-RELATED MONTHLY SALARY

Highest	\$2,550	
Average	\$2,425	n = 7
Median	\$2,475	
Lowest	\$2,250	

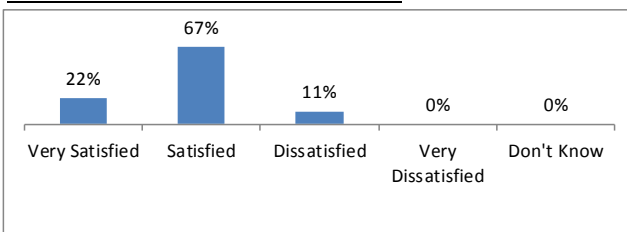
LOCATION OF TRAINING-RELATED EMPLOYMENT

		n = 7
Regina	86%	6
Saskatoon	0%	0
Prince Albert	0%	0
Moose Jaw	14%	1
Other Saskatchewan location	0%	0
Outside Saskatchewan	0%	0

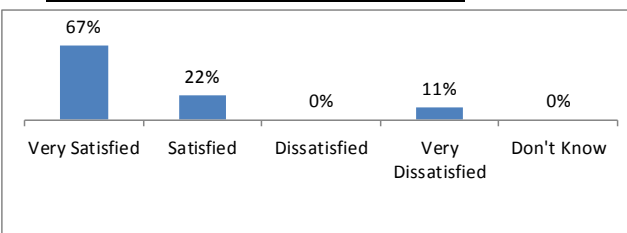
Employed out-of-province (Training & Non-Training Related Employment)

n = 0	By choice	0
Reasons why employed outside Saskatchewan		
More employment opportunities		n = 0
Better wages and benefits		0
Personal reasons		0

TRAINING PREPARED FOR EMPLOYMENT



OVERALL QUALITY OF TRAINING RECEIVED



NOT EMPLOYED

n = 1	
Reason not currently employed	n = 1
Returned for further education	0
Quit employment	0
No employment opportunities	0
Lack of experience	1
Laid off by employer	0
Personal Reasons	0

Actively looking for work

Yes = 1 No = 0 n = 1

Have worked since completing training

Yes = 1 No = 0 n = 1

Work was training related

Yes = 0 No = 1 n = 1

Scheduled to return to work in the future

Yes = 0 No = 1 n = 1

PURSuing FURTHER EDUCATION

Currently enrolled in further education

Yes = 4 No = 5 n = 9

Type of further education

	n = 4
Sask Polytech program	2
University program	0
Apprenticeship program	2
Other Post-Secondary program	0
Other program	0

SAMPLE OF TRAINING-RELATED EMPLOYMENT

Autobody Service Technician
Autobody Apprentice

Notes:

n: Number of respondents to the question

Available to work: The employed and the not employed who are looking for work

**Automotive Service Technician
Certificate**

Saskatoon Campus

Graduates: 28

Respondents: 18
7321

Response Rate: 64%

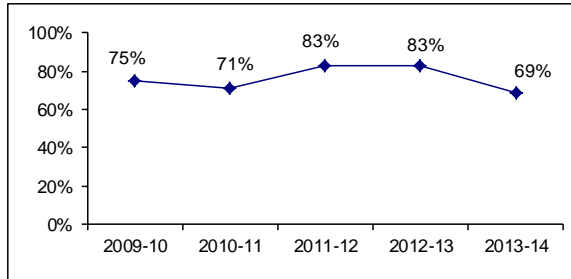
National Occupation Classification Code

EMPLOYMENT STATUS

(% available to work)

Available to work	16	
Employed	15	94%
Full-time	15	94%
Part-time/casual	0	0%
Employed part-time/casual by choice	0	0%
Training-related employed	11	69%
Full-time training-related employed	11	69%
Part-time/Casual training-related employed	0	0%
Self-employed	1	6%
Unemployed (not working, but looking for work)	1	6%
Not Available to work (not working, and not looking for work)	2	

TREND OF TRAINING-RELATED EMPLOYMENT



FULL-TIME TRAINING-RELATED MONTHLY SALARY

Highest	\$3,450	
Average	\$2,595	n = 10
Median	\$2,400	
Lowest	\$2,025	

LOCATION OF TRAINING-RELATED EMPLOYMENT

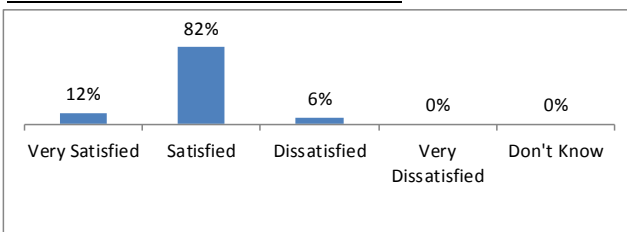
		n = 11
Regina	0%	0
Saskatoon	82%	9
Prince Albert	0%	0
Moose Jaw	0%	0
Other Saskatchewan location	18%	2
Outside Saskatchewan	0%	0

Employed out-of-province (Training & Non-Training Related Employment)
n = 1

By choice	0
Reasons why employed outside Saskatchewan	n = 0
More employment opportunities	0
Better wages and benefits	0
Personal reasons	0

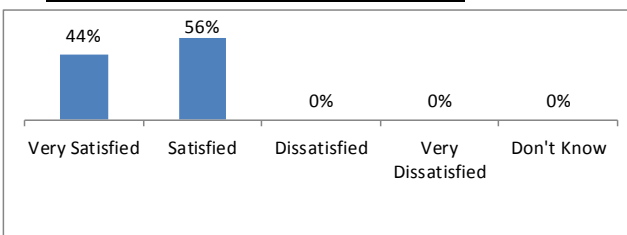
TRAINING PREPARED FOR EMPLOYMENT

n = 18



OVERALL QUALITY OF TRAINING RECEIVED

n = 18



NOT EMPLOYED

n = 3

Reason not currently employed

n = 3

Returned for further education	0
Quit employment	0
No employment opportunities	0
Lack of experience	0
Laid off by employer	0
Personal Reasons	3

Actively looking for work

n = 3

Yes = 1 No = 2

Have worked since completing training

Yes = 3 No = 0 n = 3

Work was training related

Yes = 3 No = 0 n = 3

Scheduled to return to work in the future

Yes = 1 No = 2 n = 3

PURSuing FURTHER EDUCATION

Currently enrolled in further education

Yes = 2 No = 16 n = 18

Type of further education

n = 2

Sask Polytech program	0
University program	0
Apprenticeship program	2
Other Post-Secondary program	0
Other program	0

SAMPLE OF TRAINING-RELATED EMPLOYMENT

- Automotive Service Technician
- Mechanical Apprentice
- Service Technician

Notes:

n: Number of respondents to the question

Available to work: The employed and the not employed who are looking for work

**Automotive Service Technician
Certificate**

Moose Jaw Campus

Graduates: 19

Respondents: 18
7321

Response Rate: 95%

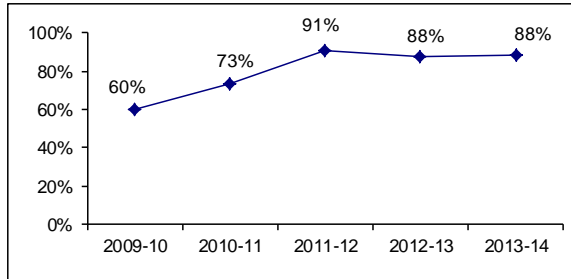
National Occupation Classification Code

EMPLOYMENT STATUS

(% available to work)

Available to work	17	
Employed	16	94%
Full-time	16	94%
Part-time/casual	0	0%
Employed part-time/casual by choice	0	0%
Training-related employed	15	88%
Full-time training-related employed	15	88%
Part-time/Casual training-related employed	0	0%
Self-employed	0	0%
Unemployed (not working, but looking for work)	1	6%
Not Available to work (not working, and not looking for work)	1	

TREND OF TRAINING-RELATED EMPLOYMENT



FULL-TIME TRAINING-RELATED MONTHLY SALARY

Highest	\$2,700	
Average	\$2,196	n = 14
Median	\$2,100	
Lowest	\$1,800	

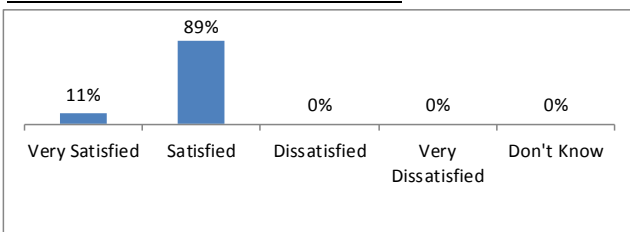
LOCATION OF TRAINING-RELATED EMPLOYMENT

		n = 15
Regina	53%	8
Saskatoon	7%	1
Prince Albert	0%	0
Moose Jaw	40%	6
Other Saskatchewan location	0%	0
Outside Saskatchewan	0%	0

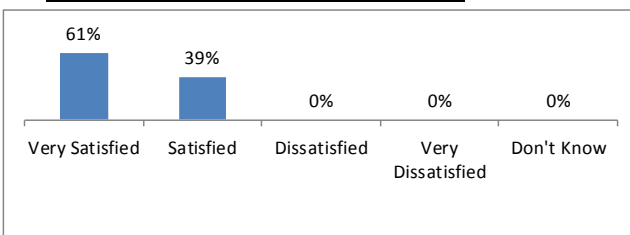
Employed out-of-province (Training & Non-Training Related Employment)

n = 0	By choice	0
Reasons why employed outside Saskatchewan		
More employment opportunities		0
Better wages and benefits		0
Personal reasons		0

TRAINING PREPARED FOR EMPLOYMENT



OVERALL QUALITY OF TRAINING RECEIVED



NOT EMPLOYED

n = 2	
Reason not currently employed	n = 2
Returned for further education	0
Quit employment	0
No employment opportunities	0
Lack of experience	0
Laid off by employer	1
Personal Reasons	1

Actively looking for work

Yes = 1 No = 1 n = 2

Have worked since completing training

Yes = 2 No = 0 n = 2

Work was training related

Yes = 2 No = 0 n = 2

Scheduled to return to work in the future

Yes = 2 No = 0 n = 2

PURSuing FURTHER EDUCATION

Currently enrolled in further education

Yes = 3 No = 15 n = 18

Type of further education

	n = 3
Sask Polytech program	1
University program	0
Apprenticeship program	2
Other Post-Secondary program	0
Other program	0

SAMPLE OF TRAINING-RELATED EMPLOYMENT

Automotive Service Technician
Lube Technician
Tire Technician

Notes:

n: Number of respondents to the question

Available to work: The employed and the not employed who are looking for work

**Carpentry
Certificate**

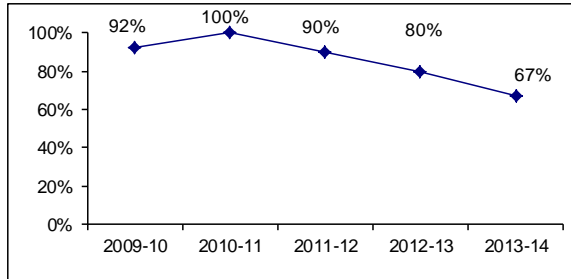
Graduates: 15
National Occupation Classification Code

Respondents: 9
7271

Moose Jaw Campus
Base
Response Rate: 60%

EMPLOYMENT STATUS	(% available to work)
Available to work	9
Employed	6 67%
Full-time	6 67%
Part-time/casual	0 0%
Employed part-time/casual by choice	0 0%
Training-related employed	6 67%
Full-time training-related employed	6 67%
Part-time/Casual training-related employed	0 0%
Self-employed	2 22%
Unemployed (not working, but looking for work)	3 33%
Not Available to work (not working, and not looking for work)	0

TREND OF TRAINING-RELATED EMPLOYMENT



FULL-TIME TRAINING-RELATED MONTHLY SALARY

Highest	\$6,000
Average	\$3,575
Median	\$3,225
Lowest	\$2,400

n = 6

LOCATION OF TRAINING-RELATED EMPLOYMENT

Location	Percentage	Count
Regina	50%	3
Saskatoon	33%	2
Prince Albert	0%	0
Moose Jaw	0%	0
Other Saskatchewan location	17%	1
Outside Saskatchewan	0%	0

n = 6

Employed out-of-province (Training & Non-Training Related Employment)

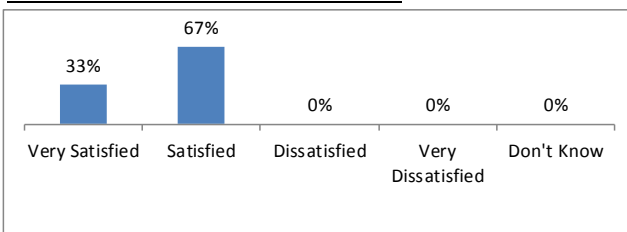
n = 0	By choice	0
-------	-----------	---

Reasons why employed outside Saskatchewan

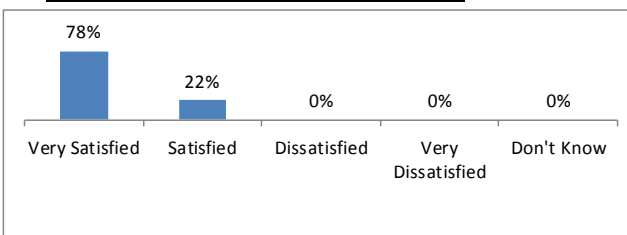
More employment opportunities	0
Better wages and benefits	0
Personal reasons	0

n = 0

TRAINING PREPARED FOR EMPLOYMENT



OVERALL QUALITY OF TRAINING RECEIVED



NOT EMPLOYED

n = 3	
Reason not currently employed	n = 3
Returned for further education	0
Quit employment	0
No employment opportunities	0
Lack of experience	0
Laid off by employer	3
Personal Reasons	0

Actively looking for work

Yes = 3 No = 0 n = 3

Have worked since completing training

Yes = 3 No = 0 n = 3

Work was training related

Yes = 3 No = 0 n = 3

Scheduled to return to work in the future

Yes = 2 No = 1 n = 3

PURSUING FURTHER EDUCATION

Currently enrolled in further education

Yes = 2 No = 7 n = 9

Type of further education

Sask Polytech program	0
University program	0
Apprenticeship program	2
Other Post-Secondary program	0
Other program	0

n = 2

SAMPLE OF TRAINING-RELATED EMPLOYMENT

Apprentice Carpenter
Carpenter
Framer

Notes:

n: Number of respondents to the question

Available to work: The employed and the not employed who are looking for work

**Carpentry
Certificate**

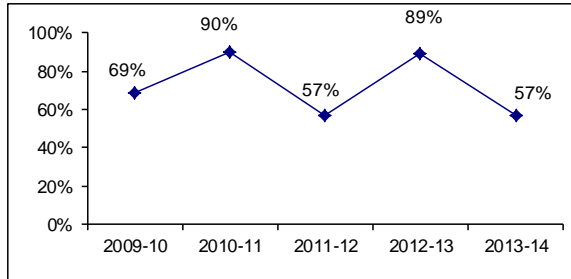
Graduates: 17
National Occupation Classification Code

Respondents: 8
7271

Prince Albert Campus
Base
Response Rate: 47%

EMPLOYMENT STATUS	(% available to work)
Available to work	7
Employed	5 71%
Full-time	4 57%
Part-time/casual	1 14%
Employed part-time/casual by choice	1 14%
Training-related employed	4 57%
Full-time training-related employed	4 57%
Part-time/Casual training-related employed	0 0%
Self-employed	2 29%
Unemployed (not working, but looking for work)	2 29%
Not Available to work (not working, and not looking for work)	1

TREND OF TRAINING-RELATED EMPLOYMENT



FULL-TIME TRAINING-RELATED MONTHLY SALARY

Highest	\$4,500	
Average	\$3,263	n = 4
Median	\$3,150	
Lowest	\$2,250	

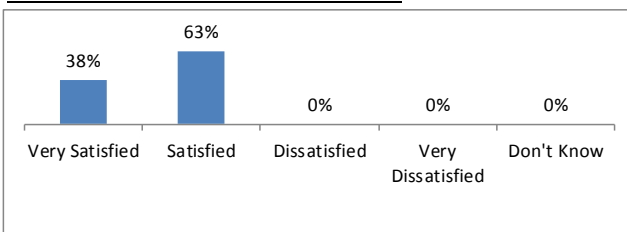
LOCATION OF TRAINING-RELATED EMPLOYMENT

Location	Percentage	Count	n = 4
Regina	0%	0	
Saskatoon	25%	1	
Prince Albert	75%	3	
Moose Jaw	0%	0	
Other Saskatchewan location	0%	0	
Outside Saskatchewan	0%	0	

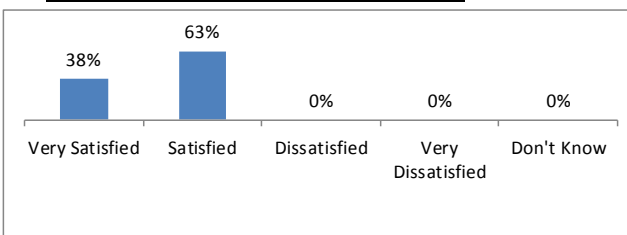
Employed out-of-province (Training & Non-Training Related Employment)

n = 0	By choice	0
Reasons why employed outside Saskatchewan		
More employment opportunities		0
Better wages and benefits		0
Personal reasons		0

TRAINING PREPARED FOR EMPLOYMENT



OVERALL QUALITY OF TRAINING RECEIVED



NOT EMPLOYED

n = 3	
Reason not currently employed	n = 3
Returned for further education	0
Quit employment	0
No employment opportunities	0
Lack of experience	0
Laid off by employer	2
Personal Reasons	1

Actively looking for work

Yes = 2 No = 1 n = 3

Have worked since completing training

Yes = 3 No = 0 n = 3

Work was training related

Yes = 2 No = 1 n = 3

Scheduled to return to work in the future

Yes = 3 No = 0 n = 3

PURSuing FURTHER EDUCATION

Currently enrolled in further education
Yes = 0 No = 8 n = 8

Type of further education n = 0

Sask Polytech program	0
University program	0
Apprenticeship program	0
Other Post-Secondary program	0
Other program	0

SAMPLE OF TRAINING-RELATED EMPLOYMENT

Carpenter
Carpenter and Drywaller

Notes:

n: Number of respondents to the question

Available to work: The employed and the not employed who are looking for work

**Carpentry
Applied certificate**

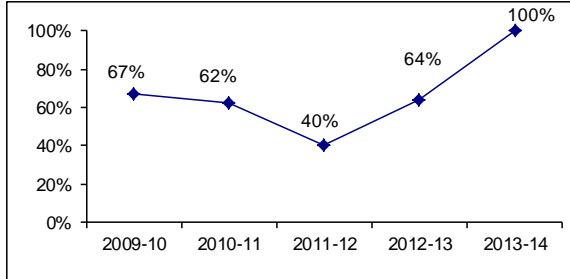
Graduates: 8
National Occupation Classification Code

Respondents: 4
7271

**Moose Jaw Campus
Continuing Education
Response Rate: 50%**

EMPLOYMENT STATUS	(% available to work)
Available to work	4
Employed	4 100%
Full-time	4 100%
Part-time/casual	0 0%
Employed part-time/casual by choice	0 0%
Training-related employed	4 100%
Full-time training-related employed	4 100%
Part-time/Casual training-related employed	0 0%
Self-employed	0 0%
Unemployed (not working, but looking for work)	0 0%
Not Available to work (not working, and not looking for work)	0

TREND OF TRAINING-RELATED EMPLOYMENT



FULL-TIME TRAINING-RELATED MONTHLY SALARY

Highest	\$4,050	
Average	\$2,869	n = 4
Median	\$2,513	
Lowest	\$2,400	

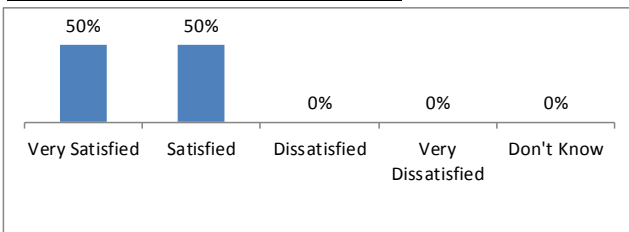
LOCATION OF TRAINING-RELATED EMPLOYMENT

Location	Percentage	n
Regina	100%	4
Saskatoon	0%	0
Prince Albert	0%	0
Moose Jaw	0%	0
Other Saskatchewan location	0%	0
Outside Saskatchewan	0%	0

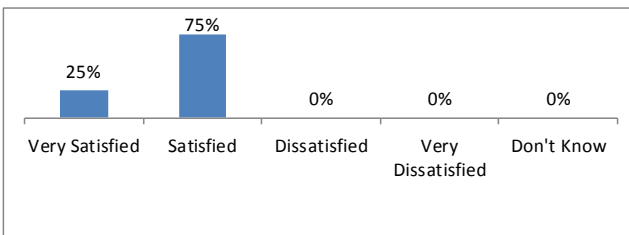
Employed out-of-province (Training & Non-Training Related Employment)

n = 0	By choice	0
Reasons why employed outside Saskatchewan		
More employment opportunities		n = 0
Better wages and benefits		0
Personal reasons		0

TRAINING PREPARED FOR EMPLOYMENT



OVERALL QUALITY OF TRAINING RECEIVED



NOT EMPLOYED

n = 0	
Reason not currently employed	n = 0
Returned for further education	0
Quit employment	0
No employment opportunities	0
Lack of experience	0
Laid off by employer	0
Personal Reasons	0

Actively looking for work

Yes = 0 No = 0 n = 0

Have worked since completing training

Yes = 0 No = 0 n = 0

Work was training related

Yes = 0 No = 0 n = 0

Scheduled to return to work in the future

Yes = 0 No = 0 n = 0

PURSuing FURTHER EDUCATION

Currently enrolled in further education

Yes = 1 No = 3 n = 4

Type of further education

Sask Polytech program	0	n = 1
University program	0	
Apprenticeship program	1	
Other Post-Secondary program	0	
Other program	0	

SAMPLE OF TRAINING-RELATED EMPLOYMENT

Carpenter
Finishing Carpenter
Framer

Notes:

n: Number of respondents to the question

Available to work: The employed and the not employed who are looking for work

**Carpentry
Applied certificate**

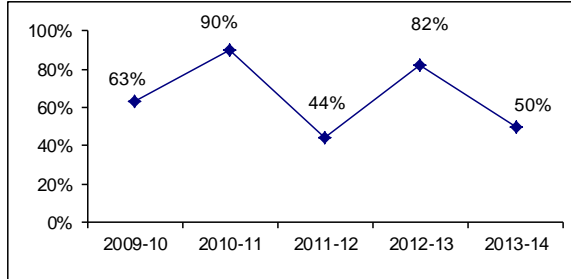
Graduates: 6
National Occupation Classification Code

Respondents: 4
7271

Saskatoon Campus
Continuing Education
Response Rate: 67%

EMPLOYMENT STATUS	(% available to work)
Available to work	2
Employed	1 50%
Full-time	1 50%
Part-time/casual	0 0%
Employed part-time/casual by choice	0 0%
Training-related employed	1 50%
Full-time training-related employed	1 50%
Part-time/Casual training-related employed	0 0%
Self-employed	1 50%
Unemployed (not working, but looking for work)	1 50%
Not Available to work (not working, and not looking for work)	2

TREND OF TRAINING-RELATED EMPLOYMENT



FULL-TIME TRAINING-RELATED MONTHLY SALARY

Highest	\$2,500	
Average	\$2,500	n = 1
Median	\$2,500	
Lowest	\$2,500	

LOCATION OF TRAINING-RELATED EMPLOYMENT

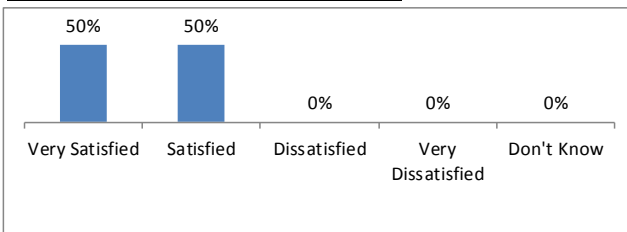
Location	Percentage	Count
Regina	0%	0
Saskatoon	100%	1
Prince Albert	0%	0
Moose Jaw	0%	0
Other Saskatchewan location	0%	0
Outside Saskatchewan	0%	0

Employed out-of-province (Training & Non-Training Related Employment)
n = 0

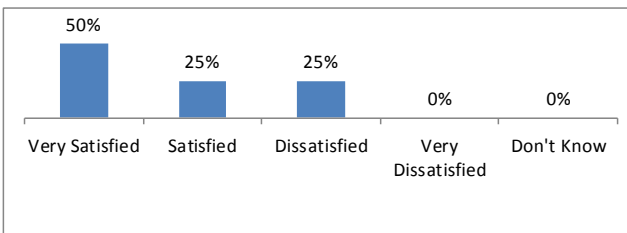
Reasons why employed outside Saskatchewan

More employment opportunities	0	n = 0
Better wages and benefits	0	
Personal reasons	0	

TRAINING PREPARED FOR EMPLOYMENT



OVERALL QUALITY OF TRAINING RECEIVED



NOT EMPLOYED

n = 3

Reason not currently employed

Returned for further education	1
Quit employment	0
No employment opportunities	0
Lack of experience	0
Laid off by employer	0
Personal Reasons	2

Actively looking for work

n = 3

Yes = 1 No = 2

Have worked since completing training

Yes = 2 No = 1 n = 3

Work was training related

Yes = 1 No = 1 n = 2

Scheduled to return to work in the future

Yes = 1 No = 2 n = 3

PURSuing FURTHER EDUCATION

Currently enrolled in further education

Yes = 2 No = 2 n = 4

Type of further education

Sask Polytech program	1	n = 2
University program	1	
Apprenticeship program	0	
Other Post-Secondary program	0	
Other program	0	

SAMPLE OF TRAINING-RELATED EMPLOYMENT

N/A

Notes:

n: Number of respondents to the question

Available to work: The employed and the not employed who are looking for work

**Fabricator-Welder
Certificate**

Saskatoon

Graduates: 8

Respondents: 6

Response Rate: 75%

National Occupation Classification Code

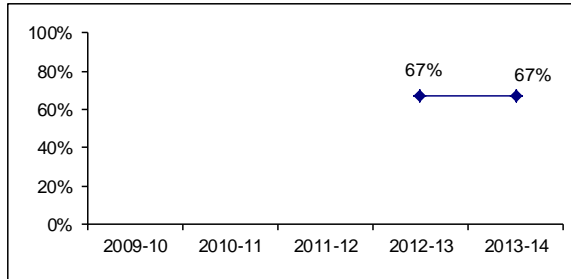
7235

EMPLOYMENT STATUS

(% available to work)

Available to work	6	
Employed	5	83%
Full-time	5	83%
Part-time/casual	0	0%
Employed part-time/casual by choice	0	0%
Training-related employed	4	67%
Full-time training-related employed	4	67%
Part-time/Casual training-related employed	0	0%
Self-employed	0	0%
Unemployed (not working, but looking for work)	1	17%
Not Available to work (not working, and not looking for work)	0	

TREND OF TRAINING-RELATED EMPLOYMENT



FULL-TIME TRAINING-RELATED MONTHLY SALARY

Highest	\$3,300	
Average	\$2,861	n = 4
Median	\$2,850	
Lowest	\$2,445	

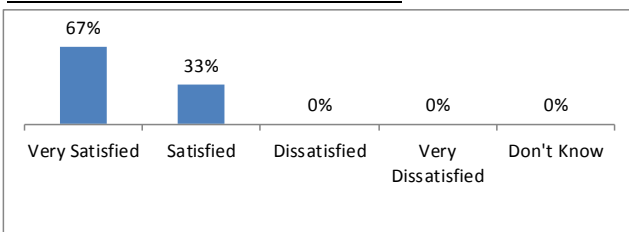
LOCATION OF TRAINING-RELATED EMPLOYMENT

			n = 4
Regina	0%	0	
Saskatoon	50%	2	
Prince Albert	0%	0	
Moose Jaw	0%	0	
Other Saskatchewan location	50%	2	
Outside Saskatchewan	0%	0	

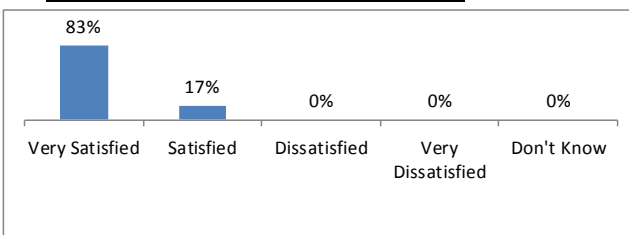
Employed out-of-province (Training & Non-Training Related Employment)

n = 0	By choice	0
Reasons why employed outside Saskatchewan		
More employment opportunities		0
Better wages and benefits		0
Personal reasons		0

TRAINING PREPARED FOR EMPLOYMENT



OVERALL QUALITY OF TRAINING RECEIVED



NOT EMPLOYED

Reason not currently employed	n = 1
Returned for further education	0
Quit employment	0
No employment opportunities	0
Lack of experience	1
Laid off by employer	0
Personal Reasons	0

Actively looking for work

Yes = 1 No = 0 n = 1

Have worked since completing training

Yes = 0 No = 1 n = 1

Work was training related

Yes = 0 No = 0 n = 0

Scheduled to return to work in the future

Yes = 1 No = 0 n = 1

PURSuing FURTHER EDUCATION

Currently enrolled in further education

Yes = 0 No = 6 n = 6

Type of further education

Sask Polytech program	0	
University program	0	
Apprenticeship program	0	
Other Post-Secondary program	0	
Other program	0	

SAMPLE OF TRAINING-RELATED EMPLOYMENT

Welder and Programmer
Welder/Fabricator

Notes:

n: Number of respondents to the question

Available to work: The employed and the not employed who are looking for work

**Heavy Equipment Operator
Applied Certificate**

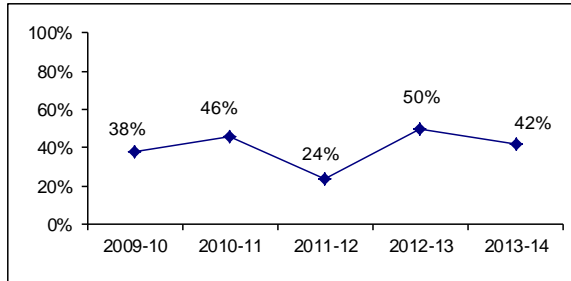
Graduates: 47
National Occupation Classification Code

Respondents: 14
7521

**Regina Campus
Continuing Education**
Response Rate: 30%

EMPLOYMENT STATUS	(% available to work)
Available to work	12
Employed	8 67%
Full-time	8 67%
Part-time/casual	0 0%
Employed part-time/casual by choice	0 0%
Training-related employed	5 42%
Full-time training-related employed	5 42%
Part-time/Casual training-related employed	0 0%
Self-employed	0 0%
Unemployed (not working, but looking for work)	4 33%
Not Available to work (not working, and not looking for work)	2

TREND OF TRAINING-RELATED EMPLOYMENT



FULL-TIME TRAINING-RELATED MONTHLY SALARY

Highest	\$3,975	
Average	\$3,351	n = 5
Median	\$3,750	
Lowest	\$2,228	

LOCATION OF TRAINING-RELATED EMPLOYMENT

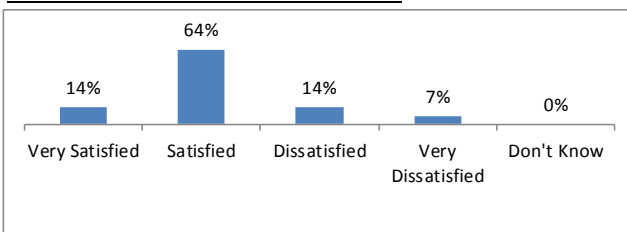
Location	Percentage	Count
Regina	40%	2
Saskatoon	40%	2
Prince Albert	0%	0
Moose Jaw	0%	0
Other Saskatchewan location	20%	1
Outside Saskatchewan	0%	0

Employed out-of-province (Training & Non-Training Related Employment)
n = 0

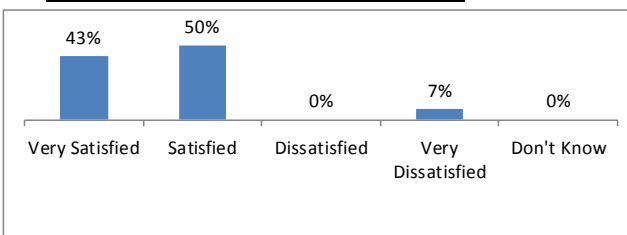
Reasons why employed outside Saskatchewan

More employment opportunities	0	n = 0
Better wages and benefits	0	
Personal reasons	0	

TRAINING PREPARED FOR EMPLOYMENT



OVERALL QUALITY OF TRAINING RECEIVED



NOT EMPLOYED

Reason not currently employed n = 6

Returned for further education	0
Quit employment	1
No employment opportunities	0
Lack of experience	3
Laid off by employer	2
Personal Reasons	0

Actively looking for work

Yes = 4 No = 2 n = 6

Have worked since completing training

Yes = 3 No = 3 n = 6

Work was training related

Yes = 3 No = 0 n = 3

Scheduled to return to work in the future

Yes = 3 No = 3 n = 6

PURSUING FURTHER EDUCATION

Currently enrolled in further education

Yes = 2 No = 12 n = 14

Type of further education

Sask Polytech program	0	n = 2
University program	0	
Apprenticeship program	1	
Other Post-Secondary program	1	
Other program	0	

SAMPLE OF TRAINING-RELATED EMPLOYMENT

Grader Operator
Heavy Equipment Operator

Notes:

n: Number of respondents to the question

Available to work: The employed and the not employed who are looking for work

**Heavy Equipment Truck and Transport Technician
Certificate**

Saskatoon Campus

Graduates: 37

Respondents: 22

Response Rate: 59%

National Occupation Classification Code

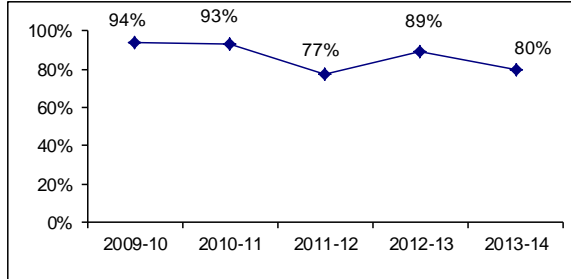
7312

EMPLOYMENT STATUS

(% available to work)

Available to work	20	
Employed	19	95%
Full-time	18	90%
Part-time/casual	1	5%
Employed part-time/casual by choice	1	5%
Training-related employed	16	80%
Full-time training-related employed	15	75%
Part-time/Casual training-related employed	1	5%
Self-employed	0	0%
Unemployed (not working, but looking for work)	1	5%
Not Available to work (not working, and not looking for work)	2	

TREND OF TRAINING-RELATED EMPLOYMENT



FULL-TIME TRAINING-RELATED MONTHLY SALARY

Highest	\$3,450	
Average	\$3,030	n = 11
Median	\$3,234	
Lowest	\$2,100	

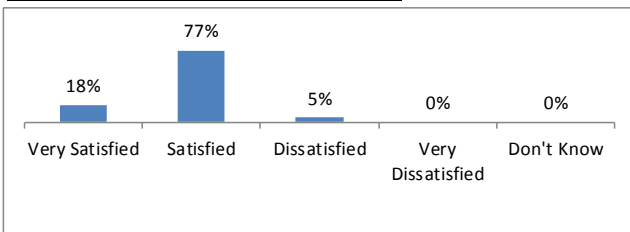
LOCATION OF TRAINING-RELATED EMPLOYMENT

		n = 16
Regina	13%	2
Saskatoon	44%	7
Prince Albert	0%	0
Moose Jaw	0%	0
Other Saskatchewan location	38%	6
Outside Saskatchewan	6%	1

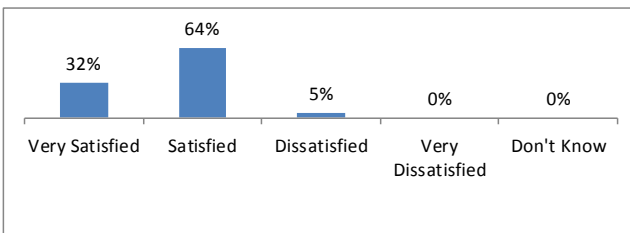
Employed out-of-province (Training & Non-Training Related Employment)
n = 1

By choice	1
Reasons why employed outside Saskatchewan	n = 1
More employment opportunities	0
Better wages and benefits	0
Personal reasons	1

TRAINING PREPARED FOR EMPLOYMENT



OVERALL QUALITY OF TRAINING RECEIVED



NOT EMPLOYED

Reason not currently employed	n = 3
Returned for further education	1
Quit employment	0
No employment opportunities	1
Lack of experience	0
Laid off by employer	0
Personal Reasons	1

Actively looking for work

Yes = 1	No = 2	n = 3
---------	--------	-------

Have worked since completing training

Yes = 2	No = 1	n = 3
---------	--------	-------

Work was training related

Yes = 2	No = 0	n = 2
---------	--------	-------

Scheduled to return to work in the future

Yes = 1	No = 2	n = 3
---------	--------	-------

PURSuing FURTHER EDUCATION

Currently enrolled in further education	n = 22
Yes = 6	No = 16

Type of further education

Sask Polytech program	0	n = 6
University program	0	
Apprenticeship program	4	
Other Post-Secondary program	1	
Other program	1	

SAMPLE OF TRAINING-RELATED EMPLOYMENT

- Heavy Equipment Mechanic
- Mechanic
- Pre Delivery Inspection Technician
- Truck and Transport Technician

Notes:

n: Number of respondents to the question

Available to work: The employed and the not employed who are looking for work

**Industrial Mechanics
Certificate**

Saskatoon Campus

Graduates: 24

Respondents: 15
7311

Response Rate: 63%

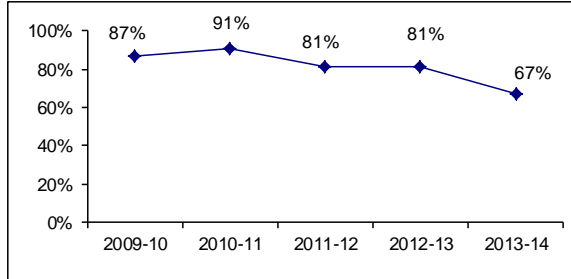
National Occupation Classification Code

EMPLOYMENT STATUS

(% available to work)

Available to work	15	
Employed	12	80%
Full-time	12	80%
Part-time/casual	0	0%
Employed part-time/casual by choice	0	0%
Training-related employed	10	67%
Full-time training-related employed	10	67%
Part-time/Casual training-related employed	0	0%
Self-employed	1	7%
Unemployed (not working, but looking for work)	3	20%
Not Available to work (not working, and not looking for work)	0	

TREND OF TRAINING-RELATED EMPLOYMENT



FULL-TIME TRAINING-RELATED MONTHLY SALARY

Highest	\$6,000	
Average	\$3,697	n = 10
Median	\$3,300	
Lowest	\$2,850	

LOCATION OF TRAINING-RELATED EMPLOYMENT

		n = 10
Regina	30%	3
Saskatoon	50%	5
Prince Albert	0%	0
Moose Jaw	0%	0
Other Saskatchewan location	20%	2
Outside Saskatchewan	0%	0

Employed out-of-province (Training & Non-Training Related Employment)

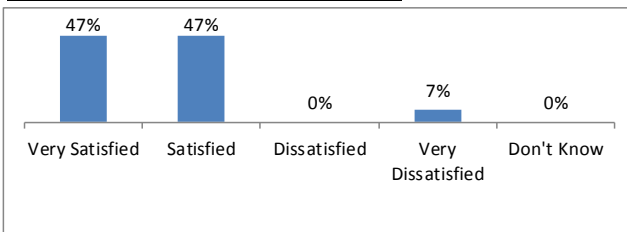
n = 0 By choice 0

Reasons why employed outside Saskatchewan

More employment opportunities	0	n = 0
Better wages and benefits	0	
Personal reasons	0	

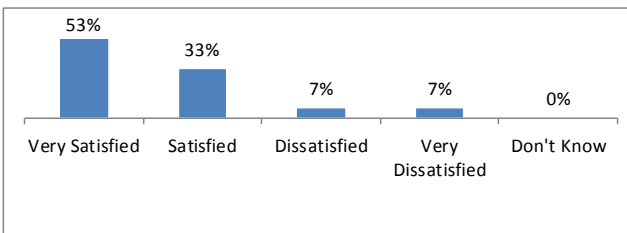
TRAINING PREPARED FOR EMPLOYMENT

n = 15



OVERALL QUALITY OF TRAINING RECEIVED

n = 15



NOT EMPLOYED

n = 3

Reason not currently employed

n = 3

Returned for further education	0
Quit employment	0
No employment opportunities	1
Lack of experience	0
Laid off by employer	2
Personal Reasons	0

Actively looking for work

n = 3

Yes = 3 No = 0

Have worked since completing training

Yes = 3 No = 0 n = 3

Work was training related

Yes = 1 No = 2 n = 3

Scheduled to return to work in the future

Yes = 2 No = 1 n = 3

PURSuing FURTHER EDUCATION

Currently enrolled in further education

Yes = 1 No = 14 n = 15

Type of further education

n = 1

Sask Polytech program	0
University program	0
Apprenticeship program	1
Other Post-Secondary program	0
Other program	0

SAMPLE OF TRAINING-RELATED EMPLOYMENT

Industrial Mechanic
Maintenance Mechanic
Millwright

Notes:

n: Number of respondents to the question

Available to work: The employed and the not employed who are looking for work

**Industrial Mechanics
Certificate**

Prince Albert Campus

Graduates: 14

Respondents: 6

Response Rate: 43%

National Occupation Classification Code

7311

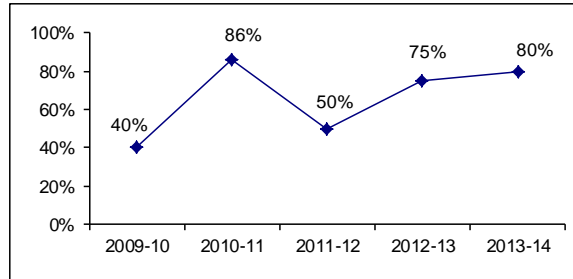
Base

EMPLOYMENT STATUS

(% available to work)

Available to work	5	
Employed	4	80%
Full-time	4	80%
Part-time/casual	0	0%
Employed part-time/casual by choice	0	0%
Training-related employed	4	80%
Full-time training-related employed	4	80%
Part-time/Casual training-related employed	0	0%
Self-employed	0	0%
Unemployed (not working, but looking for work)	1	20%
Not Available to work (not working, and not looking for work)	1	

TREND OF TRAINING-RELATED EMPLOYMENT



FULL-TIME TRAINING-RELATED MONTHLY SALARY

Highest	\$4,950	
Average	\$4,350	n = 4
Median	\$4,650	
Lowest	\$3,150	

LOCATION OF TRAINING-RELATED EMPLOYMENT

			n = 4
Regina	0%	0	
Saskatoon	0%	0	
Prince Albert	0%	0	
Moose Jaw	0%	0	
Other Saskatchewan location	25%	1	
Outside Saskatchewan	75%	3	

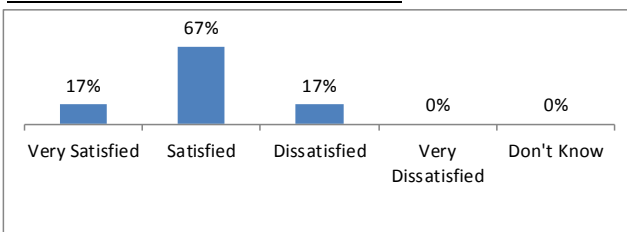
Employed out-of-province (Training & Non-Training Related Employment)

n = 3	By choice	1
-------	-----------	---

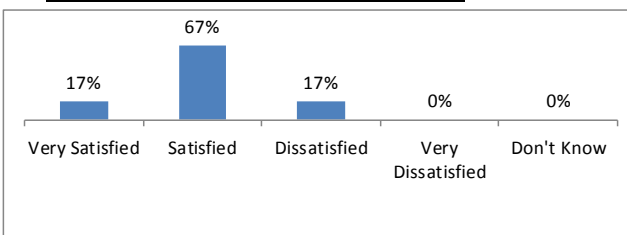
Reasons why employed outside Saskatchewan

More employment opportunities	1	n = 1
Better wages and benefits	0	
Personal reasons	0	

TRAINING PREPARED FOR EMPLOYMENT



OVERALL QUALITY OF TRAINING RECEIVED



NOT EMPLOYED

n = 2

Reason not currently employed n = 2

Returned for further education	0
Quit employment	0
No employment opportunities	1
Lack of experience	0
Laid off by employer	0
Personal Reasons	1

Actively looking for work

n = 2

Yes = 1	No = 1
---------	--------

Have worked since completing training

n = 2

Yes = 2	No = 0
---------	--------

Work was training related

n = 2

Yes = 1	No = 1
---------	--------

Scheduled to return to work in the future

n = 2

Yes = 2	No = 0
---------	--------

PURSuing FURTHER EDUCATION

Currently enrolled in further education

n = 6

Yes = 1	No = 5
---------	--------

Type of further education

n = 1

Sask Polytech program	0
University program	0
Apprenticeship program	1
Other Post-Secondary program	0
Other program	0

SAMPLE OF TRAINING-RELATED EMPLOYMENT

Apprentice Millwright
Industrial Mechanic Apprentice

Notes:

n: Number of respondents to the question

Available to work: The employed and the not employed who are looking for work

**Industrial Mechanics
Applied Certificate**

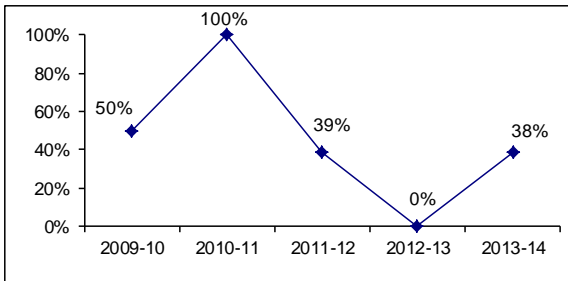
Graduates: 17
National Occupation Classification Code

Respondents: 13
7421

Saskatoon Campus
Continuing Education
Response Rate: 76%

EMPLOYMENT STATUS	(% available to work)
Available to work	13
Employed	12 92%
Full-time	12 92%
Part-time/casual	0 0%
Employed part-time/casual by choice	0 0%
Training-related employed	5 38%
Full-time training-related employed	5 38%
Part-time/Casual training-related employed	0 0%
Self-employed	0 0%
Unemployed (not working, but looking for work)	1 8%
Not Available to work (not working, and not looking for work)	0

TREND OF TRAINING-RELATED EMPLOYMENT



FULL-TIME TRAINING-RELATED MONTHLY SALARY	
Highest	\$4,650
Average	\$3,404
Median	\$3,300
Lowest	\$2,700

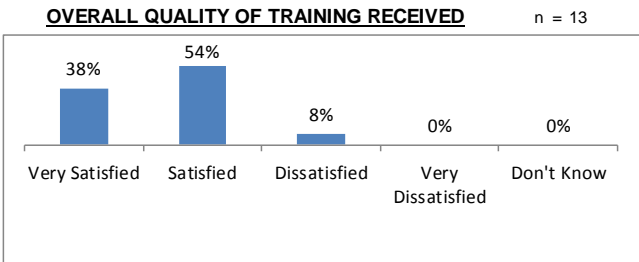
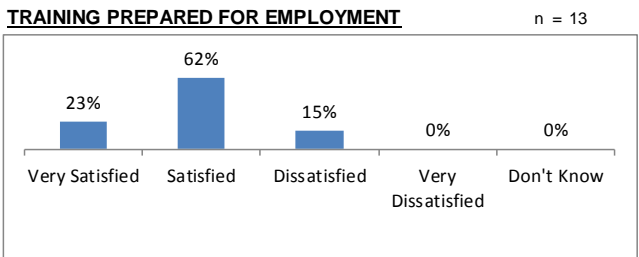
n = 5

LOCATION OF TRAINING-RELATED EMPLOYMENT		
Regina	0%	0
Saskatoon	20%	1
Prince Albert	0%	0
Moose Jaw	0%	0
Other Saskatchewan location	60%	3
Outside Saskatchewan	20%	1

n = 5

Employed out-of-province (Training & Non-Training Related Employment)		
n = 2	By choice	2

Reasons why employed outside Saskatchewan		
More employment opportunities	0	n = 1
Better wages and benefits	1	
Personal reasons	0	



NOT EMPLOYED		n = 1
Reason not currently employed		n = 1
Returned for further education	0	
Quit employment	0	
No employment opportunities	0	
Lack of experience	0	
Laid off by employer	0	
Personal Reasons	1	

Actively looking for work		n = 1
Yes = 1	No = 0	
Have worked since completing training		
Yes = 1	No = 0	n = 1
Work was training related		
Yes = 1	No = 0	n = 1
Scheduled to return to work in the future		
Yes = 1	No = 0	n = 1

PURSUEING FURTHER EDUCATION		
Currently enrolled in further education		n = 13
Yes = 1	No = 12	
Type of further education		n = 1
Sask Polytech program	0	
University program	0	
Apprenticeship program	1	
Other Post-Secondary program	0	
Other program	0	

SAMPLE OF TRAINING-RELATED EMPLOYMENT
Lubrication technician
Millwright

Notes:
n: Number of respondents to the question
Available to work: The employed and the not employed who are looking for work

Machine Shop

Saskatoon Campus

Certificate

Base

Graduates: 13

Respondents: 12

Response Rate: 92%

National Occupation Classification Code

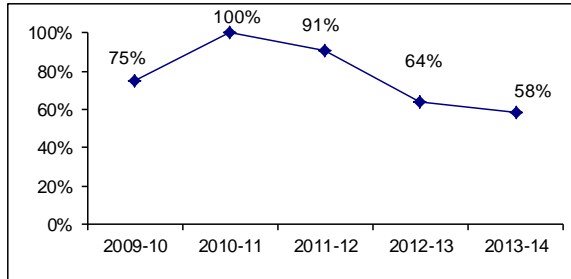
7231

EMPLOYMENT STATUS

(% available to work)

Available to work	12	
Employed	11	92%
Full-time	10	83%
Part-time/casual	1	8%
Employed part-time/casual by choice	1	8%
Training-related employed	7	58%
Full-time training-related employed	7	58%
Part-time/Casual training-related employed	0	0%
Self-employed	0	0%
Unemployed (not working, but looking for work)	1	8%
Not Available to work (not working, and not looking for work)	0	

TREND OF TRAINING-RELATED EMPLOYMENT



FULL-TIME TRAINING-RELATED MONTHLY SALARY

Highest	\$4,500	
Average	\$3,139	n = 7
Median	\$3,000	
Lowest	\$2,700	

LOCATION OF TRAINING-RELATED EMPLOYMENT

		n = 7
Regina	0%	0
Saskatoon	100%	7
Prince Albert	0%	0
Moose Jaw	0%	0
Other Saskatchewan location	0%	0
Outside Saskatchewan	0%	0

Employed out-of-province (Training & Non-Training Related Employment)

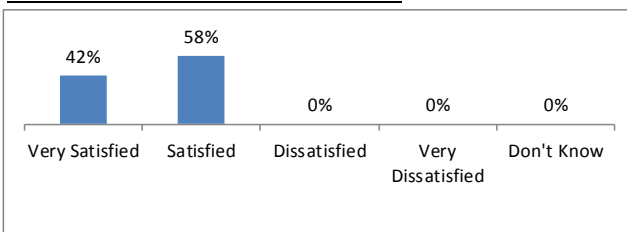
n = 0	By choice	0
-------	-----------	---

Reasons why employed outside Saskatchewan

More employment opportunities	0	n = 0
Better wages and benefits	0	
Personal reasons	0	

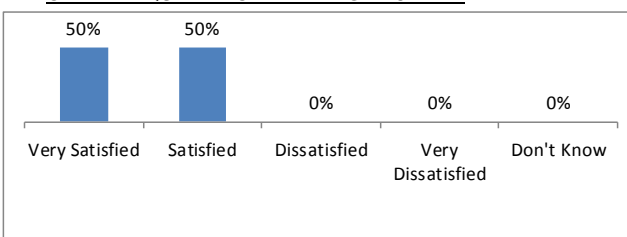
TRAINING PREPARED FOR EMPLOYMENT

n = 12



OVERALL QUALITY OF TRAINING RECEIVED

n = 12



NOT EMPLOYED

n = 1

Reason not currently employed

n = 1

Returned for further education	0
Quit employment	0
No employment opportunities	1
Lack of experience	0
Laid off by employer	0
Personal Reasons	0

Actively looking for work

n = 1

Yes = 1 No = 0

Have worked since completing training

Yes = 1 No = 0 n = 1

Work was training related

Yes = 0 No = 1 n = 1

Scheduled to return to work in the future

Yes = 0 No = 1 n = 1

PURSuing FURTHER EDUCATION

Currently enrolled in further education

Yes = 3 No = 9 n = 12

Type of further education

n = 3

Sask Polytech program	1
University program	0
Apprenticeship program	1
Other Post-Secondary program	0
Other program	1

SAMPLE OF TRAINING-RELATED EMPLOYMENT

Apprentice Machinist
Machinist

Notes:

n: Number of respondents to the question

Available to work: The employed and the not employed who are looking for work

Machine Shop

Regina Campus

Certificate

Base

Graduates: 19

Respondents: 14

Response Rate: 74%

National Occupation Classification Code

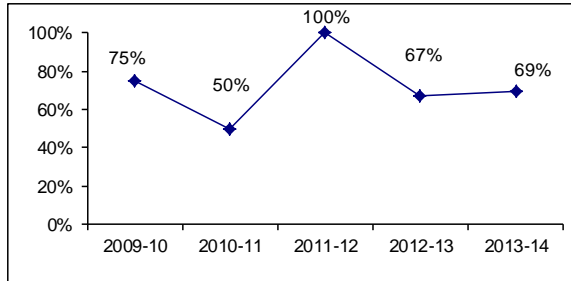
7231

EMPLOYMENT STATUS

(% available to work)

Available to work	13	
Employed	12	92%
Full-time	12	92%
Part-time/casual	0	0%
Employed part-time/casual by choice	0	0%
Training-related employed	9	69%
Full-time training-related employed	9	69%
Part-time/Casual training-related employed	0	0%
Self-employed	0	0%
Unemployed (not working, but looking for work)	1	8%
Not Available to work (not working, and not looking for work)	1	

TREND OF TRAINING-RELATED EMPLOYMENT



FULL-TIME TRAINING-RELATED MONTHLY SALARY

Highest	\$4,050	
Average	\$2,876	n = 8
Median	\$2,850	
Lowest	\$2,250	

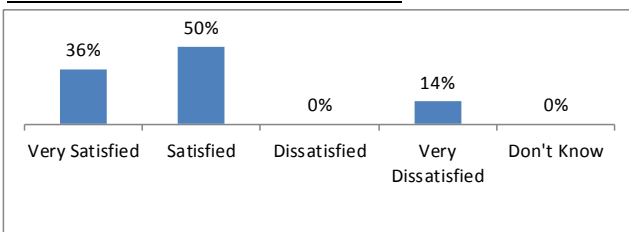
LOCATION OF TRAINING-RELATED EMPLOYMENT

		n = 9
Regina	56%	5
Saskatoon	11%	1
Prince Albert	0%	0
Moose Jaw	0%	0
Other Saskatchewan location	33%	3
Outside Saskatchewan	0%	0

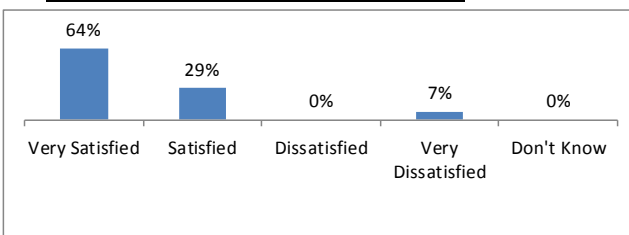
Employed out-of-province (Training & Non-Training Related Employment)

n = 0	By choice	0
Reasons why employed outside Saskatchewan		
More employment opportunities		n = 0
Better wages and benefits		0
Personal reasons		0

TRAINING PREPARED FOR EMPLOYMENT



OVERALL QUALITY OF TRAINING RECEIVED



NOT EMPLOYED

n = 2

Reason not currently employed	n = 2
Returned for further education	1
Quit employment	0
No employment opportunities	1
Lack of experience	0
Laid off by employer	0
Personal Reasons	0

Actively looking for work

n = 2

Yes = 1 No = 1

Have worked since completing training

Yes = 1 No = 1 n = 2

Work was training related

Yes = 0 No = 1 n = 1

Scheduled to return to work in the future

Yes = 0 No = 2 n = 2

PURSuing FURTHER EDUCATION

Currently enrolled in further education

Yes = 2 No = 12 n = 14

Type of further education

Sask Polytech program	1	n = 2
University program	0	
Apprenticeship program	1	
Other Post-Secondary program	0	
Other program	0	

SAMPLE OF TRAINING-RELATED EMPLOYMENT

Apprentice Mechinst
General Machinist

Notes:

n: Number of respondents to the question

Available to work: The employed and the not employed who are looking for work

**Parts Management Technician
Certificate**

Saskatoon Campus

Graduates: 10

Respondents: 7
1522

Response Rate: 70%

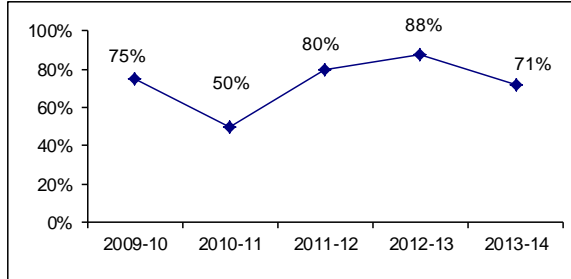
National Occupation Classification Code

EMPLOYMENT STATUS

(% available to work)

Available to work	7	
Employed	7	100%
Full-time	7	100%
Part-time/casual	0	0%
Employed part-time/casual by choice	0	0%
Training-related employed	5	71%
Full-time training-related employed	5	71%
Part-time/Casual training-related employed	0	0%
Self-employed	0	0%
Unemployed (not working, but looking for work)	0	0%
Not Available to work (not working, and not looking for work)	0	

TREND OF TRAINING-RELATED EMPLOYMENT



FULL-TIME TRAINING-RELATED MONTHLY SALARY

Highest	\$3,525	
Average	\$2,981	n = 4
Median	\$2,925	
Lowest	\$2,550	

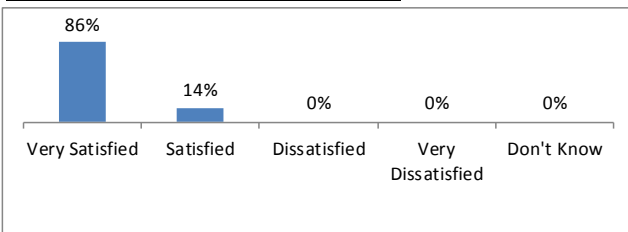
LOCATION OF TRAINING-RELATED EMPLOYMENT

			n = 5
Regina	0%	0	
Saskatoon	80%	4	
Prince Albert	20%	1	
Moose Jaw	0%	0	
Other Saskatchewan location	0%	0	
Outside Saskatchewan	0%	0	

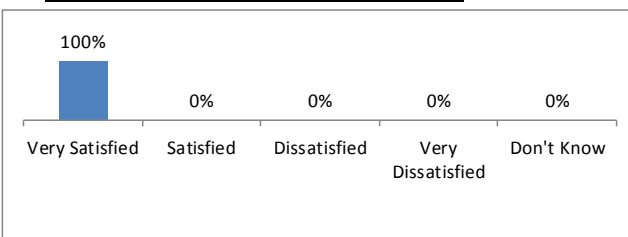
Employed out-of-province (Training & Non-Training Related Employment)

n = 0	By choice	0
Reasons why employed outside Saskatchewan		
More employment opportunities		0
Better wages and benefits		0
Personal reasons		0

TRAINING PREPARED FOR EMPLOYMENT



OVERALL QUALITY OF TRAINING RECEIVED



NOT EMPLOYED

n = 0	
Reason not currently employed	n = 0
Returned for further education	0
Quit employment	0
No employment opportunities	0
Lack of experience	0
Laid off by employer	0
Personal Reasons	0

Actively looking for work

Yes = 0 No = 0 n = 0

Have worked since completing training

Yes = 0 No = 0 n = 0

Work was training related

Yes = 0 No = 0 n = 0

Scheduled to return to work in the future

Yes = 0 No = 0 n = 0

PURSUING FURTHER EDUCATION

Currently enrolled in further education

Yes = 3 No = 4 n = 7

Type of further education

		n = 3
Sask Polytech program	2	
University program	0	
Apprenticeship program	1	
Other Post-Secondary program	0	
Other program	0	

SAMPLE OF TRAINING-RELATED EMPLOYMENT

- Parts Manager
- Service Parts Person
- Supervisor

Notes:

n: Number of respondents to the question

Available to work: The employed and the not employed who are looking for work

Plumbing and Pipefitting

Applied Certificate

Graduates: 24

National Occupation Classification Code

Respondents: 18

7251

Saskatoon Campus

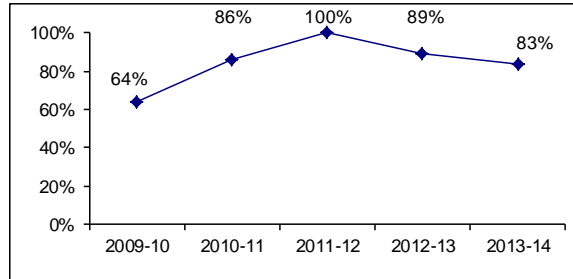
Continuing Education

Response Rate: 75%

EMPLOYMENT STATUS

		(% available to work)
Available to work	18	
Employed	16	89%
Full-time	16	89%
Part-time/casual	0	0%
Employed part-time/casual by choice	0	0%
Training-related employed	15	83%
Full-time training-related employed	15	83%
Part-time/Casual training-related employed	0	0%
Self-employed	0	0%
Unemployed (not working, but looking for work)	2	11%
Not Available to work (not working, and not looking for work)	0	

TREND OF TRAINING-RELATED EMPLOYMENT



FULL-TIME TRAINING-RELATED MONTHLY SALARY

Highest	\$3,900	
Average	\$2,692	n = 13
Median	\$2,592	
Lowest	\$2,100	

LOCATION OF TRAINING-RELATED EMPLOYMENT

		n = 15
Regina	20%	3
Saskatoon	40%	6
Prince Albert	0%	0
Moose Jaw	33%	5
Other Saskatchewan location	7%	1
Outside Saskatchewan	0%	0

Employed out-of-province (Training & Non-Training Related Employment)

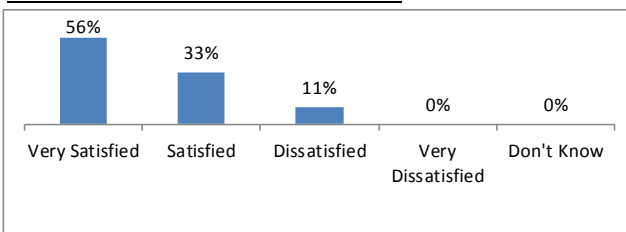
n = 0 By choice 0

Reasons why employed outside Saskatchewan

More employment opportunities	0	n = 0
Better wages and benefits	0	
Personal reasons	0	

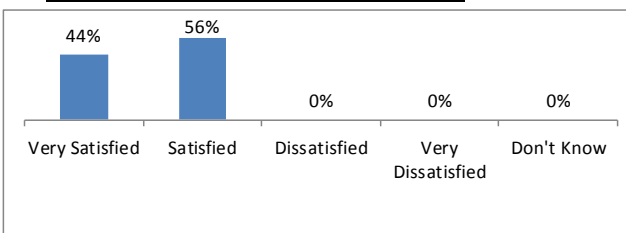
TRAINING PREPARED FOR EMPLOYMENT

n = 18



OVERALL QUALITY OF TRAINING RECEIVED

n = 18



NOT EMPLOYED

n = 2

Reason not currently employed

n = 2

Returned for further education	0
Quit employment	0
No employment opportunities	0
Lack of experience	1
Laid off by employer	1
Personal Reasons	0

Actively looking for work

n = 2

Yes = 2 No = 0

Have worked since completing training

Yes = 2 No = 0 n = 2

Work was training related

Yes = 1 No = 1 n = 2

Scheduled to return to work in the future

Yes = 1 No = 1 n = 2

PURSuing FURTHER EDUCATION

Currently enrolled in further education

Yes = 1 No = 17 n = 18

Type of further education

n = 1

Sask Polytech program	0
University program	0
Apprenticeship program	1
Other Post-Secondary program	0
Other program	0

SAMPLE OF TRAINING-RELATED EMPLOYMENT

Apprenticeship plumber

Oilfield pipefitter

Plumber

Notes:

n: Number of respondents to the question

Available to work: The employed and the not employed who are looking for work

**Power Sports Equipment Technician
Certificate**

Regina Campus

Graduates: 16

Respondents: 9

Response Rate: 56%

National Occupation Classification Code

7334

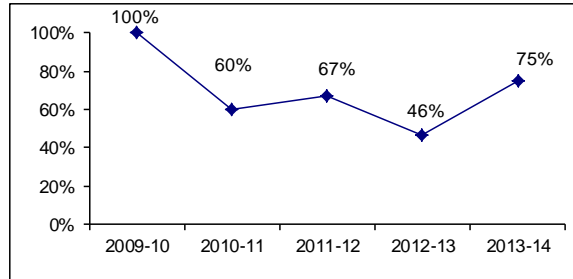
Base

EMPLOYMENT STATUS

(% available to work)

Available to work	8	
Employed	8	100%
Full-time	7	88%
Part-time/casual	1	13%
Employed part-time/casual by choice	1	13%
Training-related employed	6	75%
Full-time training-related employed	5	63%
Part-time/Casual training-related employed	1	13%
Self-employed	1	13%
Unemployed (not working, but looking for work)	0	0%
Not Available to work (not working, and not looking for work)	1	

TREND OF TRAINING-RELATED EMPLOYMENT



FULL-TIME TRAINING-RELATED MONTHLY SALARY

Highest	\$3,150	
Average	\$2,910	n = 5
Median	\$3,000	
Lowest	\$2,550	

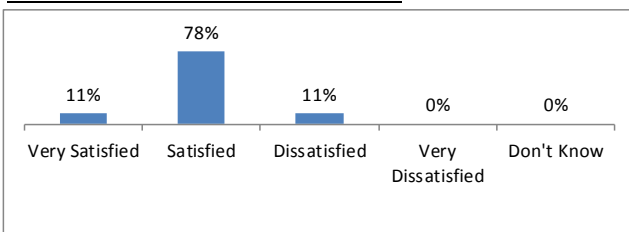
LOCATION OF TRAINING-RELATED EMPLOYMENT

		n = 6
Regina	50%	3
Saskatoon	0%	0
Prince Albert	0%	0
Moose Jaw	0%	0
Other Saskatchewan location	33%	2
Outside Saskatchewan	17%	1

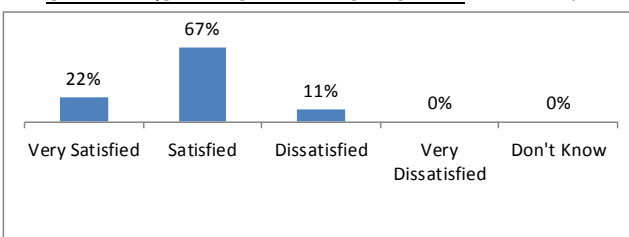
Employed out-of-province (Training & Non-Training Related Employment)

n = 1	By choice	1
Reasons why employed outside Saskatchewan		
More employment opportunities		0
Better wages and benefits		0
Personal reasons		0

TRAINING PREPARED FOR EMPLOYMENT



OVERALL QUALITY OF TRAINING RECEIVED



NOT EMPLOYED

n = 1	
Reason not currently employed	n = 1
Returned for further education	0
Quit employment	1
No employment opportunities	0
Lack of experience	0
Laid off by employer	0
Personal Reasons	0

Actively looking for work

Yes = 0 No = 1 n = 1

Have worked since completing training

Yes = 1 No = 0 n = 1

Work was training related

Yes = 1 No = 0 n = 1

Scheduled to return to work in the future

Yes = 1 No = 0 n = 1

PURSuing FURTHER EDUCATION

Currently enrolled in further education

Yes = 0 No = 9 n = 9

Type of further education

Sask Polytech program	0	n = 0
University program	0	
Apprenticeship program	0	
Other Post-Secondary program	0	
Other program	0	

SAMPLE OF TRAINING-RELATED EMPLOYMENT

Power Sports Equipment Technician
Service Technician

Notes:

n: Number of respondents to the question

Available to work: The employed and the not employed who are looking for work

**Refrigeration and Air Conditioning
Certificate**

**Saskatoon Campus
Base**

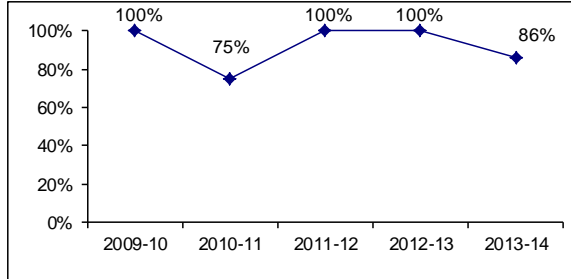
**Graduates: 10
National Occupation Classification Code**

**Respondents: 8
7313**

Response Rate: 80%

EMPLOYMENT STATUS	(% available to work)	
Available to work	7	
Employed	6	86%
Full-time	6	86%
Part-time/casual	0	0%
Employed part-time/casual by choice	0	0%
Training-related employed	6	86%
Full-time training-related employed	6	86%
Part-time/Casual training-related employed	0	0%
Self-employed	0	0%
Unemployed (not working, but looking for work)	1	14%
Not Available to work (not working, and not looking for work)	1	

TREND OF TRAINING-RELATED EMPLOYMENT



FULL-TIME TRAINING-RELATED MONTHLY SALARY

Highest	\$3,762	
Average	\$3,132	n = 5
Median	\$3,375	
Lowest	\$2,000	

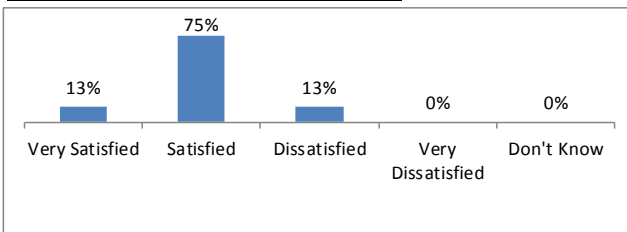
LOCATION OF TRAINING-RELATED EMPLOYMENT

Location	Percentage	Count	n
Regina	0%	0	6
Saskatoon	100%	6	
Prince Albert	0%	0	
Moose Jaw	0%	0	
Other Saskatchewan location	0%	0	
Outside Saskatchewan	0%	0	

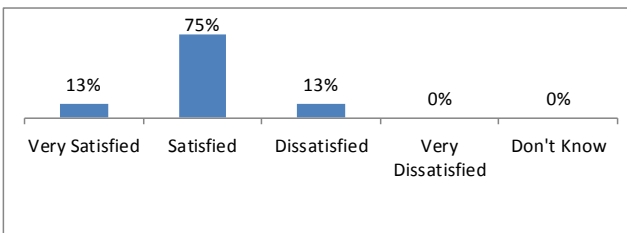
Employed out-of-province (Training & Non-Training Related Employment)

n = 0	By choice	0
Reasons why employed outside Saskatchewan		
More employment opportunities	0	n = 0
Better wages and benefits	0	
Personal reasons	0	

TRAINING PREPARED FOR EMPLOYMENT



OVERALL QUALITY OF TRAINING RECEIVED



NOT EMPLOYED

Reason not currently employed	n = 2
Returned for further education	0
No employment opportunities	0
Lack of experience	1
Quit employment	1
Laid off by employer	0
Personal Reasons	0

Actively looking for work

Yes = 1 No = 1 n = 2

Have worked since completing training

Yes = 2 No = 0 n = 2

Work was training related

Yes = 2 No = 0 n = 2

Scheduled to return to work in the future

Yes = 0 No = 2 n = 2

PURSuing FURTHER EDUCATION

Currently enrolled in further education
Yes = 1 No = 7 n = 8

Type of further education

Sask Polytech program	0	n = 1
University program	0	
Apprenticeship program	1	
Other Post-Secondary program	0	
Other program	0	

SAMPLE OF TRAINING-RELATED EMPLOYMENT

Apprentice Refrigeration Technician
Refrigeration Mechanic
Refrigeration Technition

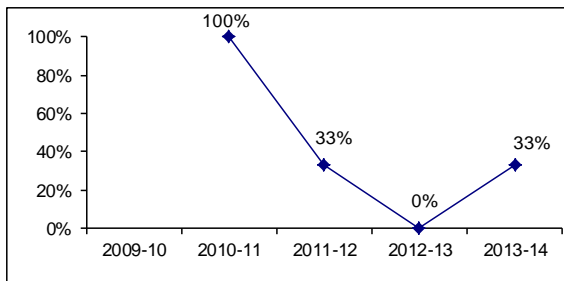
Notes:

n: Number of respondents to the question

Available to work: The employed and the not employed who are looking for work

EMPLOYMENT STATUS	(% available to work)
Available to work	6
Employed	3 50%
Full-time	2 33%
Part-time/casual	1 17%
Employed part-time/casual by choice	0 0%
Training-related employed	2 33%
Full-time training-related employed	2 33%
Part-time/Casual training-related employed	0 0%
Self-employed	0 0%
Unemployed (not working, but looking for work)	3 50%
Not Available to work (not working, and not looking for work)	1

TREND OF TRAINING-RELATED EMPLOYMENT



FULL-TIME TRAINING-RELATED MONTHLY SALARY

Highest	\$4,555	
Average	\$3,328	n = 2
Median	\$3,328	
Lowest	\$2,100	

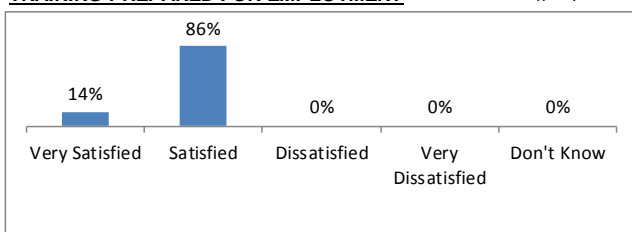
LOCATION OF TRAINING-RELATED EMPLOYMENT

Location	Percentage	n
Regina	50%	1
Saskatoon	0%	0
Prince Albert	0%	0
Moose Jaw	0%	0
Other Saskatchewan location	50%	1
Outside Saskatchewan	0%	0

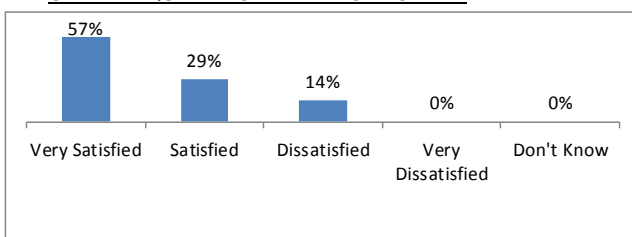
Employed out-of-province (Training & Non-Training Related Employment)

n = 0	By choice	0
Reasons why employed outside Saskatchewan		
More employment opportunities		0
Better wages and benefits		0
Personal reasons		0

TRAINING PREPARED FOR EMPLOYMENT



OVERALL QUALITY OF TRAINING RECEIVED



NOT EMPLOYED

Reason not currently employed	n = 4
Returned for further education	1
Quit employment	0
No employment opportunities	0
Lack of experience	1
Laid off by employer	2
Personal Reasons	0

Actively looking for work

Yes = 3 No = 1 n = 4

Have worked since completing training

Yes = 3 No = 1 n = 4

Work was training related

Yes = 1 No = 2 n = 3

Scheduled to return to work in the future

Yes = 2 No = 2 n = 4

PURSuing FURTHER EDUCATION

Currently enrolled in further education

Yes = 2 No = 5 n = 7

Type of further education

Sask Polytech program	0	n = 2
University program	0	
Apprenticeship program	1	
Other Post-Secondary program	1	
Other program	0	

SAMPLE OF TRAINING-RELATED EMPLOYMENT

Heavy Duty Mechanic - Apperentice Technician

Notes:

n: Number of respondents to the question

Available to work: The employed and the not employed who are looking for work

**Welding
Certificate**

Saskatoon Campus

Graduates: 24
National Occupation Classification Code

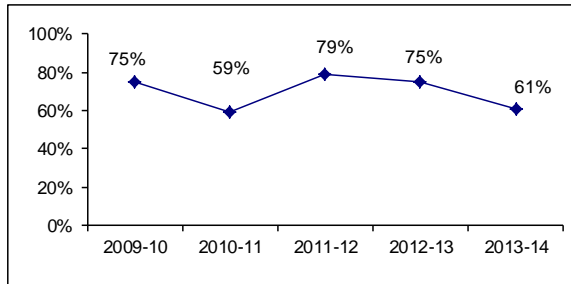
Respondents: 19
7237

Response Rate: 79%

Base

EMPLOYMENT STATUS	(% available to work)	
Available to work	18	
Employed	14	78%
Full-time	13	72%
Part-time/casual	1	6%
Employed part-time/casual by choice	1	6%
Training-related employed	11	61%
Full-time training-related employed	11	61%
Part-time/Casual training-related employed	0	0%
Self-employed	1	6%
Unemployed (not working, but looking for work)	4	22%
Not Available to work (not working, and not looking for work)	1	

TREND OF TRAINING-RELATED EMPLOYMENT



FULL-TIME TRAINING-RELATED MONTHLY SALARY

Highest	\$4,500	
Average	\$3,130	n = 11
Median	\$3,150	
Lowest	\$2,400	

LOCATION OF TRAINING-RELATED EMPLOYMENT

Location	Percentage	Count	n = 11
Regina	0%	0	
Saskatoon	64%	7	
Prince Albert	0%	0	
Moose Jaw	0%	0	
Other Saskatchewan location	27%	3	
Outside Saskatchewan	9%	1	

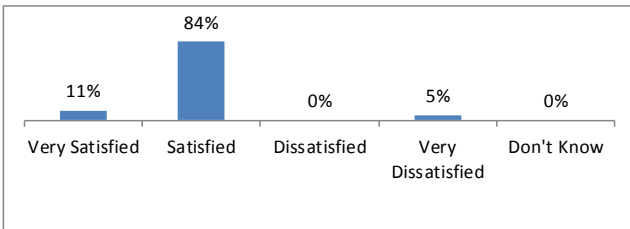
Employed out-of-province (Training & Non-Training Related Employment)

n = 1	By choice	1
-------	-----------	---

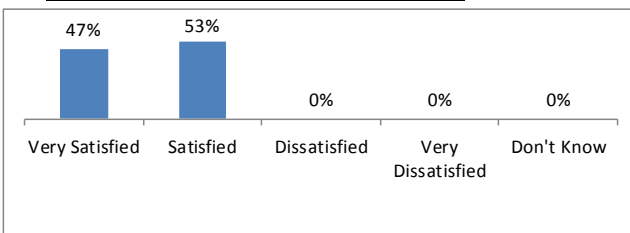
Reasons why employed outside Saskatchewan

More employment opportunities	1	n = 1
Better wages and benefits	0	
Personal reasons	0	

TRAINING PREPARED FOR EMPLOYMENT



OVERALL QUALITY OF TRAINING RECEIVED



NOT EMPLOYED

n = 5

Reason not currently employed	n = 5
Returned for further education	1
Quit employment	0
No employment opportunities	1
Lack of experience	2
Laid off by employer	1
Personal Reasons	0

Actively looking for work

n = 5

Yes = 4 No = 1

Have worked since completing training

n = 5

Yes = 3 No = 2

Work was training related

n = 3

Yes = 2 No = 1

Scheduled to return to work in the future

n = 5

Yes = 2 No = 3

PURSuing FURTHER EDUCATION

Currently enrolled in further education

n = 19

Yes = 3 No = 16

Type of further education

n = 3

Sask Polytech program	1
University program	1
Apprenticeship program	1
Other Post-Secondary program	0
Other program	0

SAMPLE OF TRAINING-RELATED EMPLOYMENT

- Apprentice welder
- Welder
- Welder fabricator

Notes:

n: Number of respondents to the question

Available to work: The employed and the not employed who are looking for work

**Welding
Certificate**

Moose Jaw Campus

Graduates: 21

Respondents: 12

Response Rate:

Base

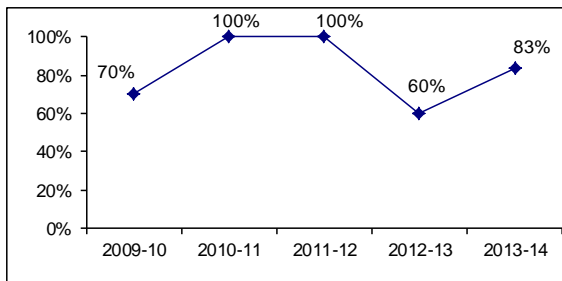
National Occupation Classification Code

7237

57%

EMPLOYMENT STATUS	(% available to work)	
Available to work	12	
Employed	12	100%
Full-time	11	92%
Part-time/casual	1	8%
Employed part-time/casual by choice	0	0%
Training-related employed	10	83%
Full-time training-related employed	10	83%
Part-time/Casual training-related employed	0	0%
Self-employed	0	0%
Unemployed (not working, but looking for work)	0	0%
Not Available to work (not working, and not looking for work)	0	

TREND OF TRAINING-RELATED EMPLOYMENT



FULL-TIME TRAINING-RELATED MONTHLY SALARY

Highest	\$4,500	
Average	\$3,134	n = 10
Median	\$3,098	
Lowest	\$2,400	

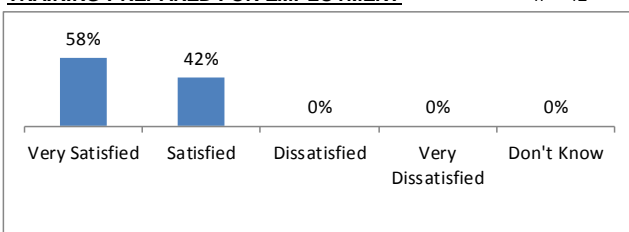
LOCATION OF TRAINING-RELATED EMPLOYMENT

Location	Percentage	Count	n = 10
Regina	40%	4	
Saskatoon	0%	0	
Prince Albert	0%	0	
Moose Jaw	20%	2	
Other Saskatchewan location	30%	3	
Outside Saskatchewan	10%	1	

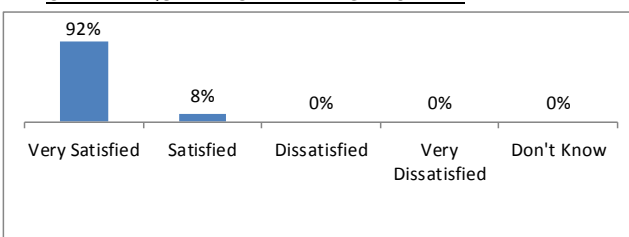
Employed out-of-province (Training & Non-Training Related Employment)

n = 2	By choice	2
Reasons why employed outside Saskatchewan		
More employment opportunities	1	n = 2
Better wages and benefits	1	
Personal reasons	0	

TRAINING PREPARED FOR EMPLOYMENT



OVERALL QUALITY OF TRAINING RECEIVED



NOT EMPLOYED

Reason not currently employed	n = 0
Returned for further education	0
Quit employment	0
No employment opportunities	0
Lack of experience	0
Laid off by employer	0
Personal Reasons	0

Actively looking for work

Yes = 0 No = 0 n = 0

Have worked since completing training

Yes = 0 No = 0 n = 0

Work was training related

Yes = 0 No = 0 n = 0

Scheduled to return to work in the future

Yes = 0 No = 0 n = 0

PURSuing FURTHER EDUCATION

Currently enrolled in further education

Yes = 2 No = 10 n = 12

Type of further education

Sask Polytech program	0	n = 2
University program	0	
Apprenticeship program	2	
Other Post-Secondary program	0	
Other program	0	

SAMPLE OF TRAINING-RELATED EMPLOYMENT

Apprentice Welder
Structural Welder

Notes:

n: Number of respondents to the question

Available to work: The employed and the not employed who are looking for work

**Welding
Certificate**

Regina Campus

Graduates: 29

Respondents: 22

Response Rate:

Base

National Occupation Classification Code

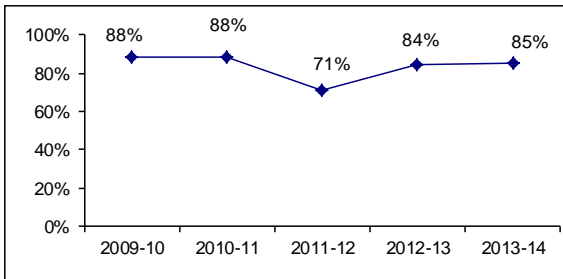
7237

EMPLOYMENT STATUS

(% available to work)

Available to work	20	
Employed	19	95%
Full-time	18	90%
Part-time/casual	1	5%
Employed part-time/casual by choice	1	5%
Training-related employed	17	85%
Full-time training-related employed	17	85%
Part-time/Casual training-related employed	0	0%
Self-employed	2	10%
Unemployed (not working, but looking for work)	1	5%
Not Available to work (not working, and not looking for work)	2	

TREND OF TRAINING-RELATED EMPLOYMENT



FULL-TIME TRAINING-RELATED MONTHLY SALARY

Highest	\$5,000	
Average	\$3,217	n = 16
Median	\$3,150	
Lowest	\$2,000	

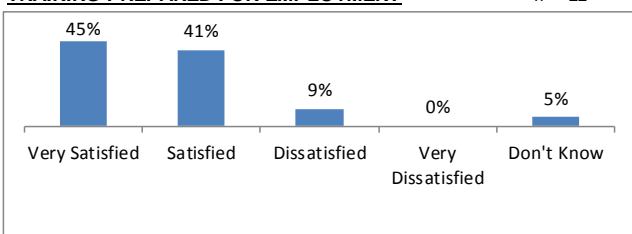
LOCATION OF TRAINING-RELATED EMPLOYMENT

		n = 17
Regina	59%	10
Saskatoon	6%	1
Prince Albert	0%	0
Moose Jaw	0%	0
Other Saskatchewan location	35%	6
Outside Saskatchewan	0%	0

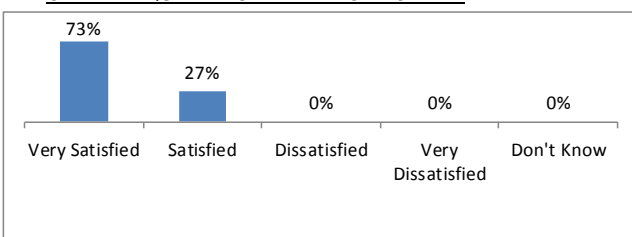
Employed out-of-province (Training & Non-Training Related Employment)

n = 0	By choice	0
Reasons why employed outside Saskatchewan		
More employment opportunities		0
Better wages and benefits		0
Personal reasons		0

TRAINING PREPARED FOR EMPLOYMENT



OVERALL QUALITY OF TRAINING RECEIVED



NOT EMPLOYED

n = 3	
Reason not currently employed	n = 3
Returned for further education	1
Quit employment	0
No employment opportunities	2
Lack of experience	0
Laid off by employer	0
Personal Reasons	0

Actively looking for work

Yes = 1 No = 2 n = 3

Have worked since completing training

Yes = 3 No = 0 n = 3

Work was training related

Yes = 1 No = 2 n = 3

Scheduled to return to work in the future

Yes = 1 No = 2 n = 3

PURSuing FURTHER EDUCATION

Currently enrolled in further education
Yes = 4 No = 18 n = 22

Type of further education n = 4

Sask Polytech program	2
University program	0
Apprenticeship program	0
Other Post-Secondary program	2
Other program	0

SAMPLE OF TRAINING-RELATED EMPLOYMENT

Welder/Fabricator
Weldor

Notes:

n: Number of respondents to the question

Available to work: The employed and the not employed who are looking for work

**Welding
Certificate**

Prince Albert Campus

Graduates: 16

Respondents: 5
7237

Response Rate: 31%

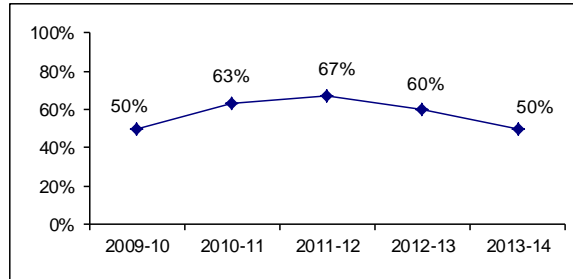
National Occupation Classification Code

EMPLOYMENT STATUS

(% available to work)

Available to work	2	
Employed	1	50%
Full-time	1	50%
Part-time/casual	0	0%
Employed part-time/casual by choice	0	0%
Training-related employed	1	50%
Full-time training-related employed	1	50%
Part-time/Casual training-related employed	0	0%
Self-employed	0	0%
Unemployed (not working, but looking for work)	1	50%
Not Available to work (not working, and not looking for work)	3	

TREND OF TRAINING-RELATED EMPLOYMENT



FULL-TIME TRAINING-RELATED MONTHLY SALARY

Highest	\$2,700	
Average	\$2,700	n = 1
Median	\$2,700	
Lowest	\$2,700	

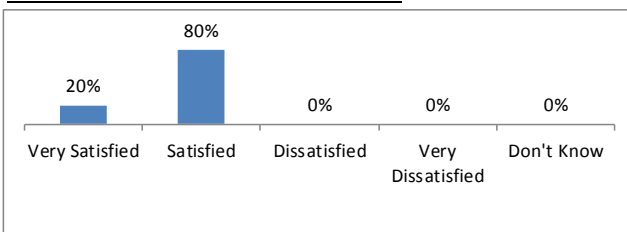
LOCATION OF TRAINING-RELATED EMPLOYMENT

			n = 1
Regina	0%	0	
Saskatoon	100%	1	
Prince Albert	0%	0	
Moose Jaw	0%	0	
Other Saskatchewan location	0%	0	
Outside Saskatchewan	0%	0	

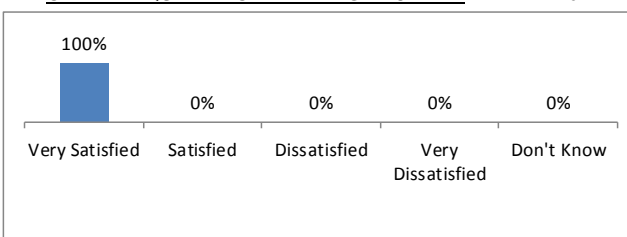
Employed out-of-province (Training & Non-Training Related Employment)

n = 0	By choice	0
Reasons why employed outside Saskatchewan		
More employment opportunities	0	n = 0
Better wages and benefits	0	
Personal reasons	0	

TRAINING PREPARED FOR EMPLOYMENT



OVERALL QUALITY OF TRAINING RECEIVED



NOT EMPLOYED

n = 4	
Reason not currently employed	n = 4
Returned for further education	0
Quit employment	0
No employment opportunities	1
Lack of experience	0
Laid off by employer	2
Personal Reasons	1

Actively looking for work

Yes = 1 No = 3 n = 4

Have worked since completing training

Yes = 2 No = 2 n = 4

Work was training related

Yes = 2 No = 0 n = 2

Scheduled to return to work in the future

Yes = 0 No = 4 n = 4

PURSuing FURTHER EDUCATION

Currently enrolled in further education

Yes = 0 No = 5 n = 5

Type of further education

Sask Polytech program	0	n = 0
University program	0	
Apprenticeship program	0	
Other Post-Secondary program	0	
Other program	0	

SAMPLE OF TRAINING-RELATED EMPLOYMENT

Welder

Notes:

n: Number of respondents to the question

Available to work: The employed and the not employed who are looking for work

Welding

Certificate

Graduates: 8

National Occupation Classification Code

Respondents: 6

7237

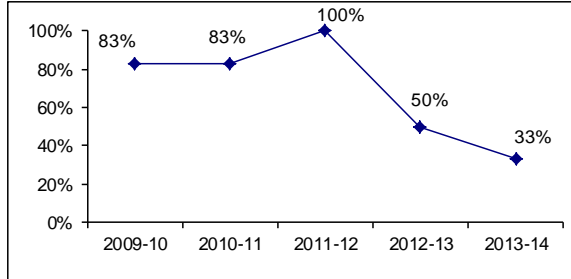
Saskatoon Campus

Continuing Education

Response Rate: 75%

EMPLOYMENT STATUS	(% available to work)
Available to work	6
Employed	4 67%
Full-time	3 50%
Part-time/casual	1 17%
Employed part-time/casual by choice	1 17%
Training-related employed	2 33%
Full-time training-related employed	1 17%
Part-time/Casual training-related employed	1 17%
Self-employed	0 0%
Unemployed (not working, but looking for work)	2 33%
Not Available to work (not working, and not looking for work)	0

TREND OF TRAINING-RELATED EMPLOYMENT



FULL-TIME TRAINING-RELATED MONTHLY SALARY

Highest	\$2,850	
Average	\$2,850	n = 1
Median	\$2,850	
Lowest	\$2,850	

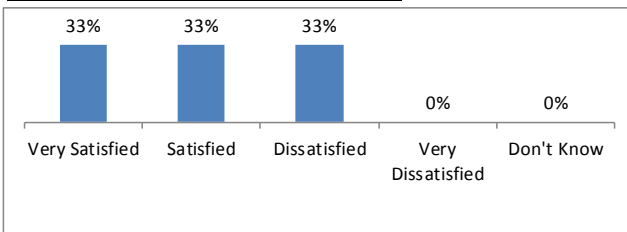
LOCATION OF TRAINING-RELATED EMPLOYMENT

Location	Percentage	Count	n = 2
Regina	0%	0	
Saskatoon	0%	0	
Prince Albert	0%	0	
Moose Jaw	0%	0	
Other Saskatchewan location	50%	1	
Outside Saskatchewan	50%	1	

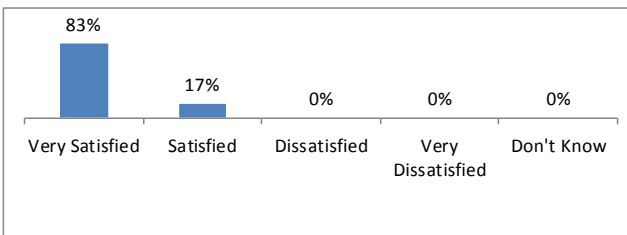
Employed out-of-province (Training & Non-Training Related Employment)

n = 1	By choice	1
Reasons why employed outside Saskatchewan		
More employment opportunities	1	n = 1
Better wages and benefits	0	
Personal reasons	0	

TRAINING PREPARED FOR EMPLOYMENT



OVERALL QUALITY OF TRAINING RECEIVED



NOT EMPLOYED

n = 2	
Reason not currently employed	n = 2
Returned for further education	0
Quit employment	0
No employment opportunities	1
Lack of experience	0
Laid off by employer	1
Personal Reasons	0

Actively looking for work

Yes = 2 No = 0 n = 2

Have worked since completing training

Yes = 2 No = 0 n = 2

Work was training related

Yes = 1 No = 1 n = 2

Scheduled to return to work in the future

Yes = 1 No = 1 n = 2

PURSuing FURTHER EDUCATION

Currently enrolled in further education

Yes = 1 No = 5 n = 6

Type of further education

Sask Polytech program	0	n = 1
University program	0	
Apprenticeship program	0	
Other Post-Secondary program	1	
Other program	0	

SAMPLE OF TRAINING-RELATED EMPLOYMENT

Welder

Notes:

n: Number of respondents to the question

Available to work: The employed and the not employed who are looking for work

**Welding
Applied Certificate**

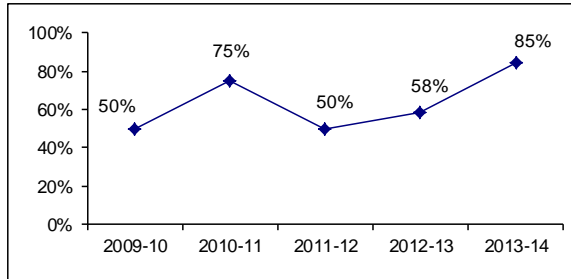
Graduates: 20
National Occupation Classification Code

Respondents: 13
7237

**Regina Campus
Continuing Education**
Response Rate: 65%

EMPLOYMENT STATUS	(% available to work)
Available to work	13
Employed	13 100%
Full-time	13 100%
Part-time/casual	0 0%
Employed part-time/casual by choice	0 0%
Training-related employed	11 85%
Full-time training-related employed	11 85%
Part-time/Casual training-related employed	0 0%
Self-employed	1 8%
Unemployed (not working, but looking for work)	0 0%
Not Available to work (not working, and not looking for work)	0

TREND OF TRAINING-RELATED EMPLOYMENT



FULL-TIME TRAINING-RELATED MONTHLY SALARY

Highest	\$3,150	
Average	\$2,751	n = 9
Median	\$2,700	
Lowest	\$2,250	

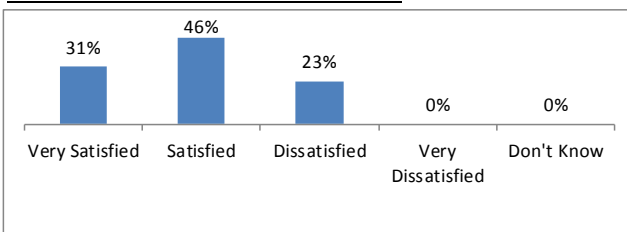
LOCATION OF TRAINING-RELATED EMPLOYMENT

Location	Percentage	Count	n = 11
Regina	64%	7	
Saskatoon	0%	0	
Prince Albert	0%	0	
Moose Jaw	0%	0	
Other Saskatchewan location	36%	4	
Outside Saskatchewan	0%	0	

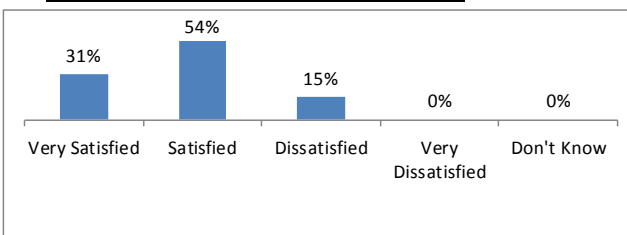
Employed out-of-province (Training & Non-Training Related Employment)

n = 1	By choice	1
Reasons why employed outside Saskatchewan		
More employment opportunities	1	n = 1
Better wages and benefits	0	
Personal reasons	0	

TRAINING PREPARED FOR EMPLOYMENT



OVERALL QUALITY OF TRAINING RECEIVED



NOT EMPLOYED

n = 0	
Reason not currently employed	n = 0
Returned for further education	0
Quit employment	0
No employment opportunities	0
Lack of experience	0
Laid off by employer	0
Personal Reasons	0

Actively looking for work

Yes = 0 No = 0 n = 0

Have worked since completing training

Yes = 0 No = 0 n = 0

Work was training related

Yes = 0 No = 0 n = 0

Scheduled to return to work in the future

Yes = 0 No = 0 n = 0

PURSuing FURTHER EDUCATION

Currently enrolled in further education

Yes = 2 No = 11 n = 13

Type of further education

Sask Polytech program	0	n = 2
University program	0	
Apprenticeship program	2	
Other Post-Secondary program	0	
Other program	0	

SAMPLE OF TRAINING-RELATED EMPLOYMENT

Technician
Welder

Notes:

n: Number of respondents to the question

Available to work: The employed and the not employed who are looking for work

**Welding
Certificate**

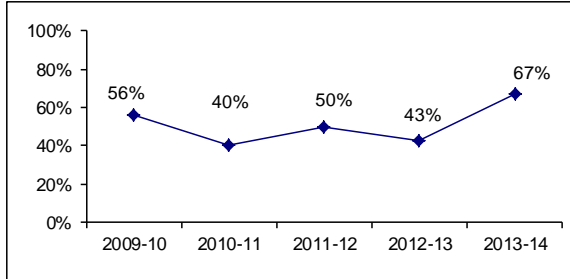
Graduates: 21
National Occupation Classification Code

Respondents: 7
7237

Prince Albert Campus
Continuing Education
Response Rate: 33%

EMPLOYMENT STATUS	(% available to work)
Available to work	6
Employed	5 83%
Full-time	4 67%
Part-time/casual	1 17%
Employed part-time/casual by choice	1 17%
Training-related employed	4 67%
Full-time training-related employed	3 50%
Part-time/Casual training-related employed	1 17%
Self-employed	0 0%
Unemployed (not working, but looking for work)	1 17%
Not Available to work (not working, and not looking for work)	1

TREND OF TRAINING-RELATED EMPLOYMENT



FULL-TIME TRAINING-RELATED MONTHLY SALARY

Highest	\$3,300	
Average	\$3,000	n = 2
Median	\$3,000	
Lowest	\$2,700	

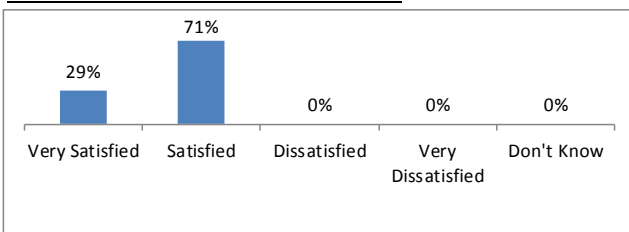
LOCATION OF TRAINING-RELATED EMPLOYMENT

Location	Percentage	Count	n = 4
Regina	0%	0	
Saskatoon	25%	1	
Prince Albert	0%	0	
Moose Jaw	0%	0	
Other Saskatchewan location	75%	3	
Outside Saskatchewan	0%	0	

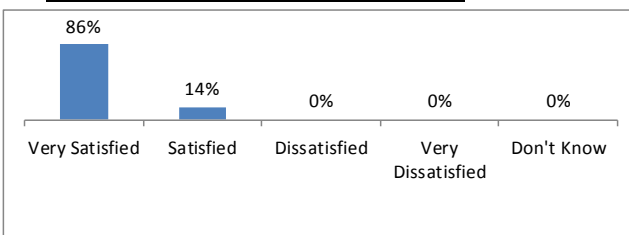
Employed out-of-province (Training & Non-Training Related Employment)

n = 0	By choice	0
Reasons why employed outside Saskatchewan		
More employment opportunities		0
Better wages and benefits		0
Personal reasons		0

TRAINING PREPARED FOR EMPLOYMENT



OVERALL QUALITY OF TRAINING RECEIVED



NOT EMPLOYED

n = 2	
Reason not currently employed	n = 2
Returned for further education	1
Quit employment	0
No employment opportunities	0
Lack of experience	0
Laid off by employer	1
Personal Reasons	0

Actively looking for work

Yes = 1 No = 1 n = 2

Have worked since completing training

Yes = 0 No = 2 n = 2

Work was training related

Yes = 0 No = 0 n = 0

Scheduled to return to work in the future

Yes = 2 No = 0 n = 2

PURSuing FURTHER EDUCATION

Currently enrolled in further education

Yes = 1 No = 6 n = 7

Type of further education

Sask Polytech program	0	n = 1
University program	0	
Apprenticeship program	0	
Other Post-Secondary program	0	
Other program	1	

SAMPLE OF TRAINING-RELATED EMPLOYMENT

Structural Steel Welder
Welder

Notes:

n: Number of respondents to the question

Available to work: The employed and the not employed who are looking for work

**Welding
Applied Certificate**

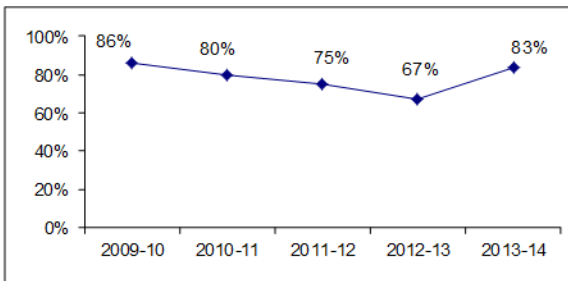
Graduates: 8
National Occupation Classification Code

Respondents: 7
7237

**Saskatoon Campus
Continuing Education**
Response Rate: 88%

EMPLOYMENT STATUS	(% available to work)
Available to work	6
Employed	5 83%
Full-time	5 83%
Part-time/casual	0 0%
Employed part-time/casual by choice	0 0%
Training-related employed	5 83%
Full-time training-related employed	5 83%
Part-time/Casual training-related employed	0 0%
Self-employed	0 0%
Unemployed (not working, but looking for work)	1 17%
Not Available to work (not working, and not looking for work)	1

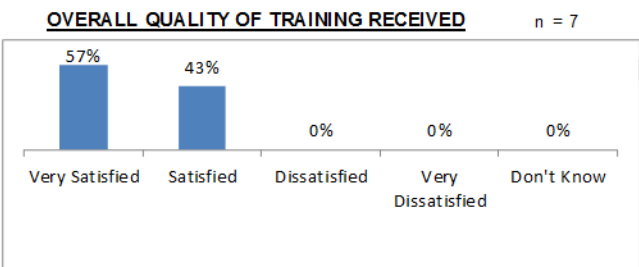
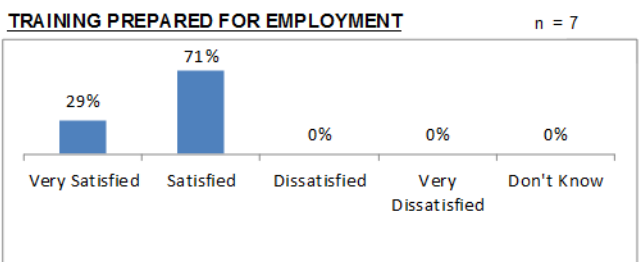
TREND OF TRAINING-RELATED EMPLOYMENT



FULL-TIME TRAINING-RELATED MONTHLY SALARY		
Highest	\$3,300	
Average	\$3,045	n = 5
Median	\$3,150	
Lowest	\$2,700	

LOCATION OF TRAINING-RELATED EMPLOYMENT			n = 5
Regina	0%	0	
Saskatoon	0%	0	
Prince Albert	0%	0	
Moos e Jaw	0%	0	
Other Saskatchewan location	80%	4	
Outside Saskatchewan	20%	1	

Employed out-of-province (Training & Non-Training Related Employment)			n = 1
	By choice	1	
Reasons why employed outside Saskatchewan			n = 1
More employment opportunities	0		
Better wages and benefits	0		
Personal reasons	1		



NOT EMPLOYED		n = 2
Reason not currently employed		n = 2
Returned for further education	0	
Quit employment	0	
No employment opportunities	1	
Lack of experience	0	
Laid off by employer	0	
Personal Reasons	1	
Actively looking for work		n = 2
Yes = 1	No = 1	
Have worked since completing training		n = 2
Yes = 1	No = 1	
Work was training related		n = 1
Yes = 0	No = 1	
Scheduled to return to work in the future		n = 2
Yes = 1	No = 1	

PURSuing FURTHER EDUCATION		
Currently enrolled in further education		n = 7
Yes = 0	No = 7	
Type of further education		n = 0
Sask Polytech program	0	
University program	0	
Apprenticeship program	0	
Other Post-Secondary program	0	
Other program	0	

SAMPLE OF TRAINING-RELATED EMPLOYMENT
Welder
Supervisor

Notes:
n: Number of respondents to the question
Available to work: The employed and the not employed who are looking for work

Summary Page – Nursing Division Overall

Nursing

Base

Graduates: 297

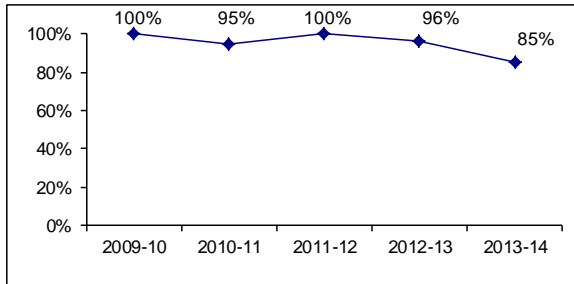
Respondents: 182

Response Rate: 61%

EMPLOYMENT STATUS

	(% available to work)	
Available to work	178	
Employed	170	96%
Full-time	112	63%
Part-time/casual	58	33%
Employed part-time/casual by choice	31	17%
Training-related employed	151	85%
Full-time training-related employed	98	55%
Part-time/Casual training-related employed	53	30%
Self-employed	6	3%
Unemployed (not working, but looking for work)	8	4%
Not Available to work (not working, and not looking for work)	4	

TREND OF TRAINING-RELATED EMPLOYMENT



FULL-TIME TRAINING-RELATED MONTHLY SALARY

Highest	\$8,175	
Average	\$5,445	n = 89
Median	\$5,400	
Lowest	\$1,530	

LOCATION OF TRAINING-RELATED EMPLOYMENT

		n = 151
Regina	34%	52
Saskatoon	32%	48
Prince Albert	5%	8
Moose Jaw	2%	3
Other Saskatchewan location	21%	31
Outside Saskatchewan	6%	9

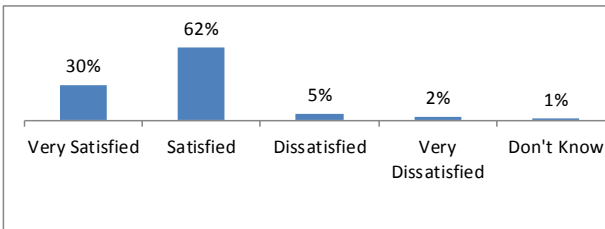
Employed out-of-province (Training & Non-Training Related Employment)

n = 9	By choice	9
-------	-----------	---

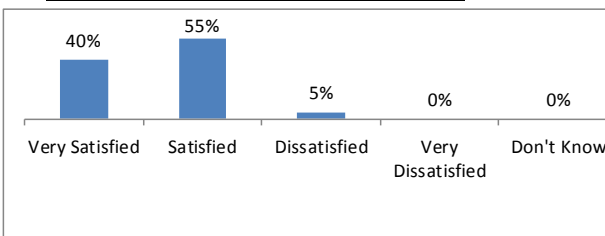
Reasons why employed outside Saskatchewan

More employment opportunities	1	n = 5
Better wages and benefits	0	
Personal reasons	4	

TRAINING PREPARED FOR EMPLOYMENT



OVERALL QUALITY OF TRAINING RECEIVED



NOT EMPLOYED

n = 12

Reason not currently employed	n = 12
Returned for further education	0
Quit employment	0
No employment opportunities	2
Lack of experience	4
Laid off by employer	0
Personal Reasons	6

Actively looking for work

n = 12

Yes = 8 No = 4

Have worked since completing training

n = 12

Yes = 7 No = 5

Work was training related

n = 7

Yes = 3 No = 4

Scheduled to return to work in the future

n = 12

Yes = 5 No = 7

PURSuing FURTHER EDUCATION

Currently enrolled in further education

n = 182

Yes = 27 No = 155

Type of further education

n = 27

Sask Polytech program	11
University program	6
Apprenticeship program	0
Other Post-Secondary program	1
Other program	9

Notes:

n: Number of respondents to the question

Available to work: The employed and the not employed who are looking for work

Summary Page – Nursing Division Base Programs

Nursing

Base

Graduates: 297

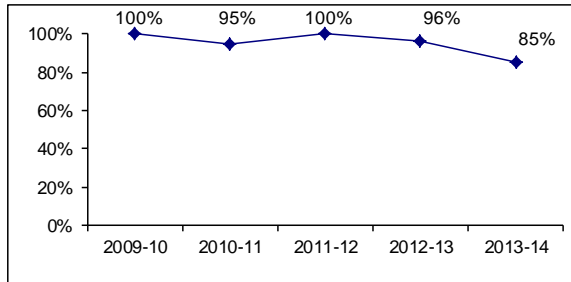
Respondents: 182

Response Rate: 61%

EMPLOYMENT STATUS

		(% available to work)
Available to work	178	
Employed	170	96%
Full-time	112	63%
Part-time/casual	58	33%
Employed part-time/casual by choice	31	17%
Training-related employed	151	85%
Full-time training-related employed	98	55%
Part-time/Casual training-related employed	53	30%
Self-employed	6	3%
Unemployed (not working, but looking for work)	8	4%
Not Available to work (not working, and not looking for work)	4	

TREND OF TRAINING-RELATED EMPLOYMENT



FULL-TIME TRAINING-RELATED MONTHLY SALARY

Highest	\$8,175	
Average	\$5,445	n = 89
Median	\$5,400	
Lowest	\$1,530	

LOCATION OF TRAINING-RELATED EMPLOYMENT

Location	Percentage	Count	Total (n)
Regina	34%	52	151
Saskatoon	32%	48	
Prince Albert	5%	8	
Moose Jaw	2%	3	
Other Saskatchewan location	21%	31	
Outside Saskatchewan	6%	9	

Employed out-of-province (Training & Non-Training Related Employment)

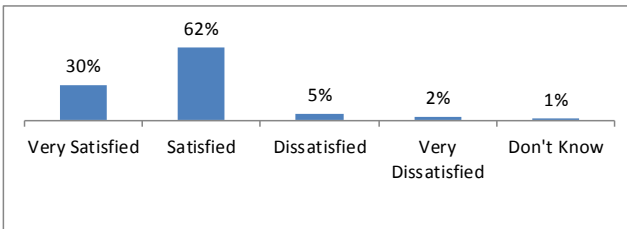
n = 9 By choice 9

Reasons why employed outside Saskatchewan

More employment opportunities	1	n = 5
Better wages and benefits	0	
Personal reasons	4	

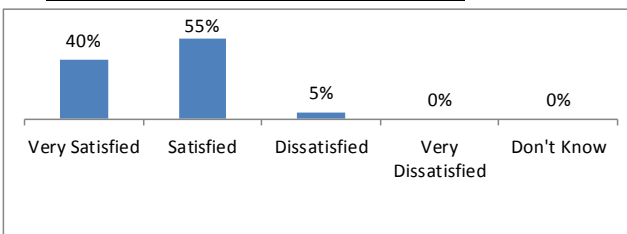
TRAINING PREPARED FOR EMPLOYMENT

n = 182



OVERALL QUALITY OF TRAINING RECEIVED

n = 182



NOT EMPLOYED

n = 12

Reason not currently employed

n = 12

Returned for further education	0
Quit employment	0
No employment opportunities	2
Lack of experience	4
Laid off by employer	0
Personal Reasons	6

Actively looking for work

n = 12

Yes = 8 No = 4

Have worked since completing training

n = 12

Yes = 7 No = 5

Work was training related

n = 7

Yes = 3 No = 4

Scheduled to return to work in the future

n = 12

Yes = 5 No = 7

PURSuing FURTHER EDUCATION

Currently enrolled in further education

Yes = 27 No = 155 n = 182

Type of further education

n = 27

Sask Polytech program	11
University program	6
Apprenticeship program	0
Other Post-Secondary program	1
Other program	9

Notes:

n: Number of respondents to the question

Available to work: The employed and the not employed who are looking for work

Summary Page – Nursing Division Continuing Education Programs

Nursing

Continuing Education

Graduates: 88

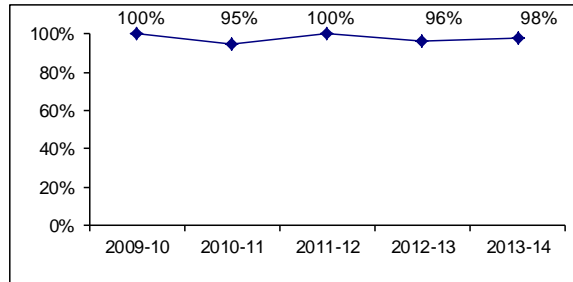
Respondents: 54

Response Rate: 61%

EMPLOYMENT STATUS

	(% available to work)
Available to work	54
Employed	54 100%
Full-time	35 65%
Part-time/casual	19 35%
Employed part-time/casual by choice	13 24%
Training-related employed	53 98%
Full-time training-related employed	34 63%
Part-time/Casual training-related employed	19 35%
Self-employed	0 0%
Unemployed (not working, but looking for work)	0 0%
Not Available to work (not working, and not looking for work)	0

TREND OF TRAINING-RELATED EMPLOYMENT



FULL-TIME TRAINING-RELATED MONTHLY SALARY

Highest	\$6,375	
Average	\$5,278	n = 29
Median	\$5,235	
Lowest	\$4,350	

LOCATION OF TRAINING-RELATED EMPLOYMENT

Location	Percentage	n
Regina	15%	8
Saskatoon	13%	7
Prince Albert	2%	1
Moose Jaw	8%	4
Other Saskatchewan location	58%	31
Outside Saskatchewan	4%	2

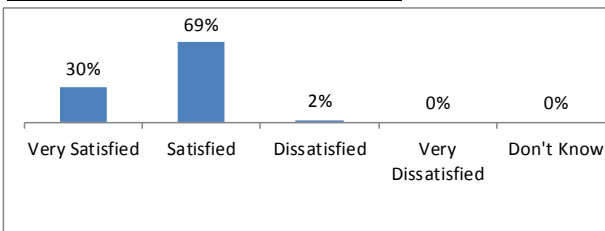
Employed out-of-province (Training & Non-Training Related Employment)

n = 2	By choice	2
-------	-----------	---

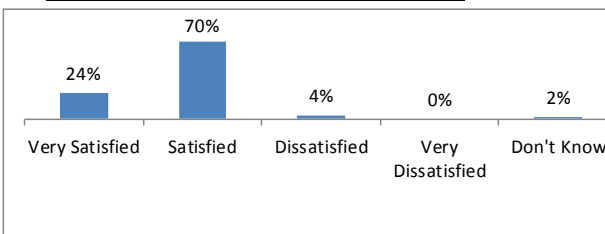
Reasons why employed outside Saskatchewan

More employment opportunities	0	n = 1
Better wages and benefits	0	
Personal reasons	1	

TRAINING PREPARED FOR EMPLOYMENT



OVERALL QUALITY OF TRAINING RECEIVED



NOT EMPLOYED

n = 0

Reason not currently employed

Returned for further education	0
Quit employment	0
No employment opportunities	0
Lack of experience	0
Laid off by employer	0
Personal Reasons	0

Actively looking for work

Yes = 0 No = 0 n = 0

Have worked since completing training

Yes = 0 No = 0 n = 0

Work was training related

Yes = 0 No = 0 n = 0

Scheduled to return to work in the future

Yes = 0 No = 0 n = 0

PURSuing FURTHER EDUCATION

Currently enrolled in further education

Yes = 3 No = 51 n = 54

Type of further education

Sask Polytech program	2	n = 3
University program	0	
Apprenticeship program	0	
Other Post-Secondary program	0	
Other program	1	

Notes:

n: Number of respondents to the question

Available to work: The employed and the not employed who are looking for work

Program Pages – Nursing Division

Index

Program	Campus	Credential	Program Type	Graduates	Responses
Basic Critical Care Nursing	Regina	Advanced Certificate	Base	49	26
Critical Care Nursing	Regina	Advanced Certificate	Base	5	5
Occupational Health and Safety Practitioner	Saskatoon	Applied Certificate	Base	73	47
Occupational Health and Safety Practitioner	Saskatoon	Certificate	Base	4	4
Orientation to Nursing in Canada for Internationally Educated Nurses	Regina	Applied Certificate	Base	26	18
Perioperative Nursing/LPN	Regina	Advanced Certificate	Continuing Education	12	5
Perioperative Nursing/RN	Regina	Advanced Certificate	Base	10	6
Perioperative Nursing/RN	Regina	Advanced Certificate	Continuing Education	32	18
Practical Nursing	Saskatoon	Diploma	Base	29	16
Practical Nursing	Regina	Diploma	Base	40	26
Practical Nursing	Prince Albert	Diploma	Base	15	8
Practical Nursing	Regina	Diploma	Continuing Education	40	28
Primary Care Nurse Practitioner	Regina	Advanced Certificate	Base	4	4
Psychiatric Nursing	Regina	Diploma	Base	33	17

No Program Pages

Individual program pages were not prepared for programs with less than four respondents. The responses are included in the overall totals.

Program	Campus	Credential	Program Type	Graduates	Responses
Diabetes Education for Health Care Professionals	Regina	Advanced Certificate	Base	1	1
Diabetic Education for Health Care Providers	Regina	Applied Certificate	Base	2	1
Diabetes Education for Health Care Providers	Regina	Applied Certificate	Continuing Education	1	1
Nursing Re-entry	Regina	Applied Certificate	Base	2	2
Perioperative Nursing/LPN	Regina	Advanced Certificate	Base	4	3
Practical Nursing	Prince Albert	Diploma	Continuing Education	3	2

**Basic Critical Care Nursing
Advanced Certificate**

Regina Campus

Graduates: 49

Respondents: 26

Response Rate: 53%

National Occupation Classification Code

3012

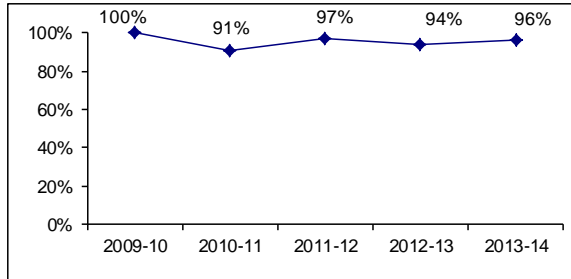
Base

EMPLOYMENT STATUS

(% available to work)

Available to work	26	100%
Employed	26	100%
Full-time	19	73%
Part-time/casual	7	27%
Employed part-time/casual by choice	7	27%
Training-related employed	25	96%
Full-time training-related employed	19	73%
Part-time/Casual training-related employed	6	23%
Self-employed	1	4%
Unemployed (not working, but looking for work)	0	0%
Not Available to work (not working, and not looking for work)	0	0%

TREND OF TRAINING-RELATED EMPLOYMENT



FULL-TIME TRAINING-RELATED MONTHLY SALARY

Highest	\$6,803	
Average	\$6,127	n = 18
Median	\$6,210	
Lowest	\$4,400	

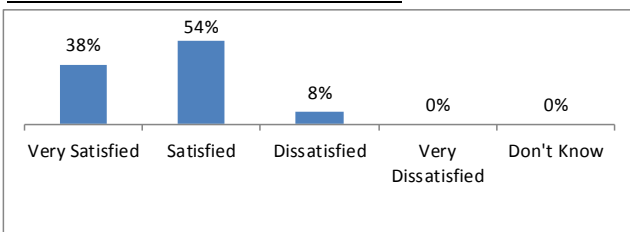
LOCATION OF TRAINING-RELATED EMPLOYMENT

		n = 25
Regina	40%	10
Saskatoon	52%	13
Prince Albert	0%	0
Moose Jaw	4%	1
Other Saskatchewan location	0%	0
Outside Saskatchewan	4%	1

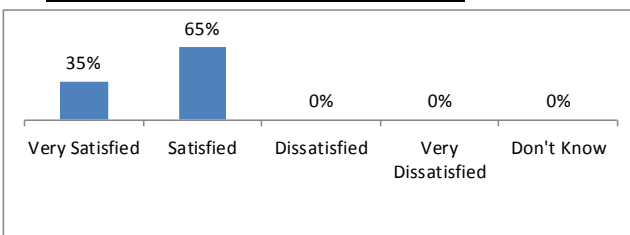
Employed out-of-province (Training & Non-Training Related Employment)
n = 1

By choice	1
Reasons why employed outside Saskatchewan	
More employment opportunities	0
Better wages and benefits	0
Personal reasons	1

TRAINING PREPARED FOR EMPLOYMENT



OVERALL QUALITY OF TRAINING RECEIVED



NOT EMPLOYED

Reason not currently employed	n = 0
Returned for further education	0
Quit employment	0
No employment opportunities	0
Lack of experience	0
Laid off by employer	0
Personal Reasons	0

Actively looking for work

Yes = 0	No = 0	n = 0
---------	--------	-------

Have worked since completing training

Yes = 0	No = 0	n = 0
---------	--------	-------

Work was training related

Yes = 0	No = 0	n = 0
---------	--------	-------

Scheduled to return to work in the future

Yes = 0	No = 0	n = 0
---------	--------	-------

PURSuing FURTHER EDUCATION

Currently enrolled in further education

Yes = 0	No = 26	n = 26
---------	---------	--------

Type of further education

Sask Polytech program	0	n = 0
University program	0	
Apprenticeship program	0	
Other Post-Secondary program	0	
Other program	0	

SAMPLE OF TRAINING-RELATED EMPLOYMENT

- Registered Nurse
- Registered Nurse in Intensive Care
- Registered Nurse in Critical Care

Notes:

n: Number of respondents to the question

Available to work: The employed and the not employed who are looking for work

**Critical Care Nursing
Advanced Certificate**

Graduates: 5
National Occupation Classification Code

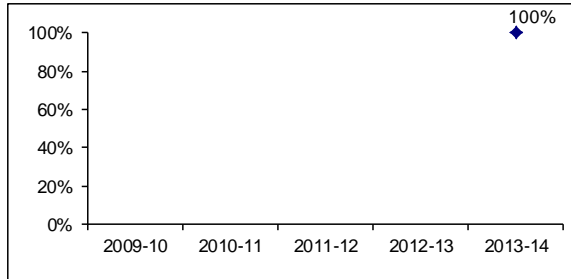
Respondents: 5
3012

Regina Campus

Base
Response Rate: 100%

EMPLOYMENT STATUS	(% available to work)
Available to work	5
Employed	5 100%
Full-time	5 100%
Part-time/casual	0 0%
Employed part-time/casual by choice	0 0%
Training-related employed	5 100%
Full-time training-related employed	5 100%
Part-time/Casual training-related employed	0 0%
Self-employed	0 0%
Unemployed (not working, but looking for work)	0 0%
Not Available to work (not working, and not looking for work)	0

TREND OF TRAINING-RELATED EMPLOYMENT



FULL-TIME TRAINING-RELATED MONTHLY SALARY

Highest	\$7,200	
Average	\$6,218	n = 5
Median	\$5,738	
Lowest	\$5,550	

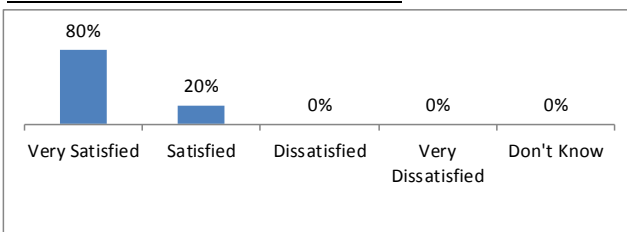
LOCATION OF TRAINING-RELATED EMPLOYMENT

Location	Percentage	Count	n = 5
Regina	0%	0	
Saskatoon	0%	0	
Prince Albert	60%	3	
Moose Jaw	0%	0	
Other Saskatchewan location	40%	2	
Outside Saskatchewan	0%	0	

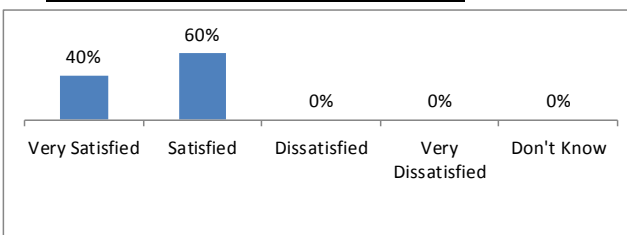
Employed out-of-province (Training & Non-Training Related Employment)
n = 0

By choice	0
Reasons why employed outside Saskatchewan	n = 0
More employment opportunities	0
Better wages and benefits	0
Personal reasons	0

TRAINING PREPARED FOR EMPLOYMENT



OVERALL QUALITY OF TRAINING RECEIVED



NOT EMPLOYED

Reason not currently employed	n = 0
Returned for further education	0
Quit employment	0
No employment opportunities	0
Lack of experience	0
Laid off by employer	0
Personal Reasons	0

Actively looking for work

Yes = 0 No = 0 n = 0

Have worked since completing training

Yes = 0 No = 0 n = 0

Work was training related

Yes = 0 No = 0 n = 0

Scheduled to return to work in the future

Yes = 0 No = 0 n = 0

PURSUING FURTHER EDUCATION

Currently enrolled in further education

Yes = 1 No = 4 n = 5

Type of further education

Sask Polytech program	1	n = 1
University program	0	
Apprenticeship program	0	
Other Post-Secondary program	0	
Other program	0	

SAMPLE OF TRAINING-RELATED EMPLOYMENT

Critical Care Registered Nurse
Registered Nurse

Notes:

n: Number of respondents to the question

Available to work: The employed and the not employed who are looking for work

**Occupational Health and Safety Practitioner
Applied Certificate**

Saskatoon Campus

Graduates: 73

Respondents: 47

Response Rate: 64%

National Occupation Classification Code

2263

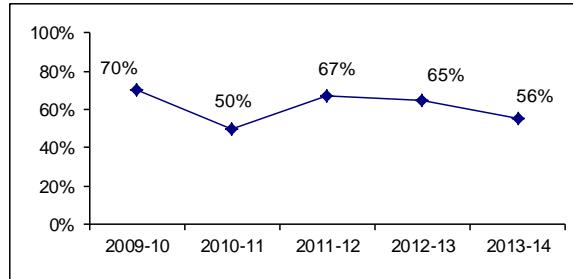
Base

EMPLOYMENT STATUS

(% available to work)

Available to work	45	
Employed	39	87%
Full-time	35	78%
Part-time/casual	4	9%
Employed part-time/casual by choice	1	2%
Training-related employed	25	56%
Full-time training-related employed	24	53%
Part-time/Casual training-related employed	1	2%
Self-employed	3	7%
Unemployed (not working, but looking for work)	6	13%
Not Available to work (not working, and not looking for work)	2	

TREND OF TRAINING-RELATED EMPLOYMENT



FULL-TIME TRAINING-RELATED MONTHLY SALARY

Highest	\$6,750	
Average	\$5,016	n = 19
Median	\$5,000	
Lowest	\$1,530	

LOCATION OF TRAINING-RELATED EMPLOYMENT

n = 25

Regina	4%	1
Saskatoon	44%	11
Prince Albert	4%	1
Moose Jaw	4%	1
Other Saskatchewan location	36%	9
Outside Saskatchewan	8%	2

Employed out-of-province (Training & Non-Training Related Employment)

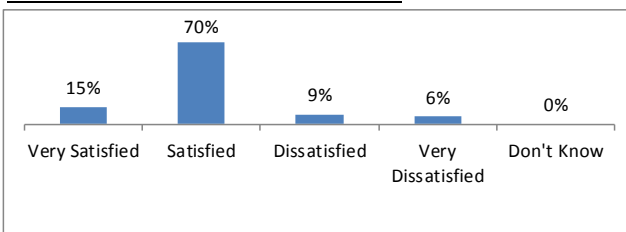
n = 2 By choice 2

Reasons why employed outside Saskatchewan

More employment opportunities	0	n = 0
Better wages and benefits	0	
Personal reasons	0	

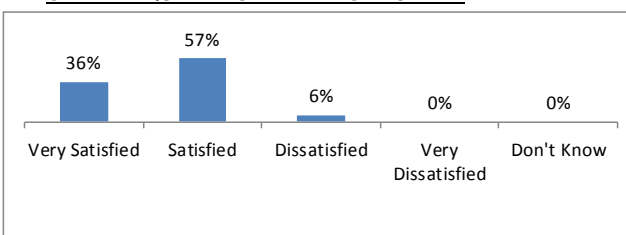
TRAINING PREPARED FOR EMPLOYMENT

n = 47



OVERALL QUALITY OF TRAINING RECEIVED

n = 47



Notes:

n: Number of respondents to the question

Available to work: The employed and the not employed who are looking for work

NOT EMPLOYED

n = 8

Reason not currently employed

n = 8

Returned for further education	0
Quit employment	0
No employment opportunities	2
Lack of experience	4
Laid off by employer	0
Personal Reasons	2

Actively looking for work

n = 8

Yes = 6 No = 2

Have worked since completing training

Yes = 5 No = 3 n = 8

Work was training related

Yes = 2 No = 3 n = 5

Scheduled to return to work in the future

Yes = 3 No = 5 n = 8

PURSuing FURTHER EDUCATION

Currently enrolled in further education

Yes = 12 No = 35 n = 47

Type of further education

n = 12

Sask Polytech program	5
University program	4
Apprenticeship program	0
Other Post-Secondary program	0
Other program	3

SAMPLE OF TRAINING-RELATED EMPLOYMENT

- Occupational Health and Safety Officer
- Prevention Consultant
- Workplace Health & Safety Coordinator
- Prevention Consultant
- Health and Safety Advisor

**Occupational Health and Safety Practitioner
Certificate**

Saskatoon Campus

Graduates: 4

Respondents: 4

Response Rate: 100%

National Occupation Classification Code

2263

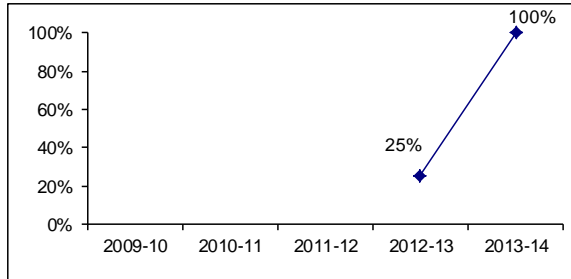
Base

EMPLOYMENT STATUS

(% available to work)

Available to work	4	
Employed	4	100%
Full-time	4	100%
Part-time/casual	0	0%
Employed part-time/casual by choice	0	0%
Training-related employed	4	100%
Full-time training-related employed	4	100%
Part-time/Casual training-related employed	0	0%
Self-employed	2	50%
Unemployed (not working, but looking for work)	0	0%
Not Available to work (not working, and not looking for work)	0	

TREND OF TRAINING-RELATED EMPLOYMENT



FULL-TIME TRAINING-RELATED MONTHLY SALARY

Highest	\$6,900	
Average	\$4,538	n = 4
Median	\$4,500	
Lowest	\$2,250	

LOCATION OF TRAINING-RELATED EMPLOYMENT

			n = 4
Regina	0%	0	
Saskatoon	25%	1	
Prince Albert	0%	0	
Moose Jaw	0%	0	
Other Saskatchewan location	50%	2	
Outside Saskatchewan	25%	1	

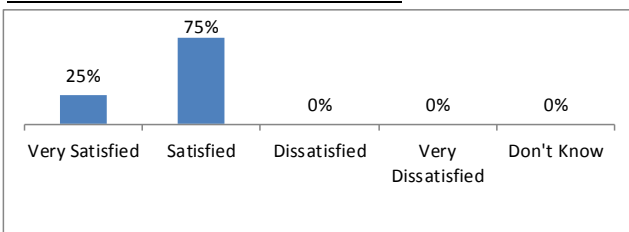
Employed out-of-province (Training & Non-Training Related Employment)

n = 1	By choice	1
-------	-----------	---

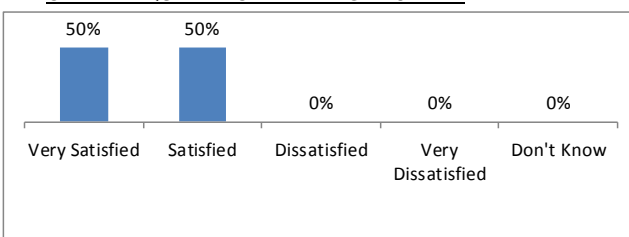
Reasons why employed outside Saskatchewan

More employment opportunities	1	n = 1
Better wages and benefits	0	
Personal reasons	0	

TRAINING PREPARED FOR EMPLOYMENT



OVERALL QUALITY OF TRAINING RECEIVED



NOT EMPLOYED

n = 0

Reason not currently employed

n = 0

Returned for further education	0
Quit employment	0
No employment opportunities	0
Lack of experience	0
Laid off by employer	0
Personal Reasons	0

Actively looking for work

n = 0

Yes = 0 No = 0

Have worked since completing training

Yes = 0 No = 0 n = 0

Work was training related

Yes = 0 No = 0 n = 0

Scheduled to return to work in the future

Yes = 0 No = 0 n = 0

PURSuing FURTHER EDUCATION

Currently enrolled in further education

Yes = 0 No = 4 n = 4

Type of further education

n = 0

Sask Polytech program	0
University program	0
Apprenticeship program	0
Other Post-Secondary program	0
Other program	0

SAMPLE OF TRAINING-RELATED EMPLOYMENT

Health & Safety Trainer

Health and Safety Coordinator

Safety Supervisor

Notes:

n: Number of respondents to the question

Available to work: The employed and the not employed who are looking for work

Orientation to Nursing in Canada for Internationally Educated Nurses

Regina Campus

Applied Certificate

Base

Graduates: 26

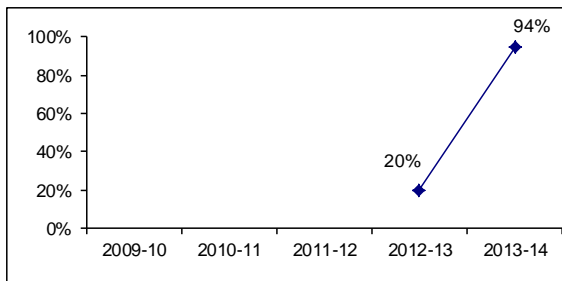
Respondents: 18

Response Rate: 69%

National Occupation Classification Code -

EMPLOYMENT STATUS	(% available to work)
Available to work	18
Employed	17 94%
Full-time	10 56%
Part-time/casual	7 39%
Employed part-time/casual by choice	2 11%
Training-related employed	17 94%
Full-time training-related employed	10 56%
Part-time/Casual training-related employed	7 39%
Self-employed	0 0%
Unemployed (not working, but looking for work)	1 6%
Not Available to work (not working, and not looking for work)	0

TREND OF TRAINING-RELATED EMPLOYMENT



FULL-TIME TRAINING-RELATED MONTHLY SALARY

Highest	\$6,000	
Average	\$5,354	n = 10
Median	\$5,276	
Lowest	\$4,887	

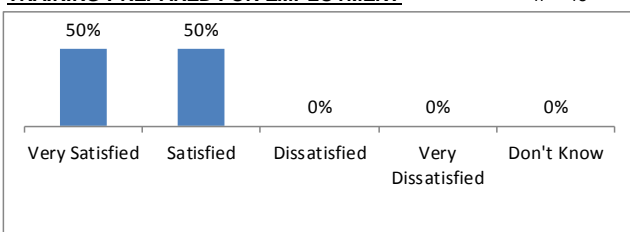
LOCATION OF TRAINING-RELATED EMPLOYMENT

Location	Percentage	Count	n = 17
Regina	47%	8	
Saskatoon	24%	4	
Prince Albert	0%	0	
Moose Jaw	0%	0	
Other Saskatchewan location	6%	1	
Outside Saskatchewan	24%	4	

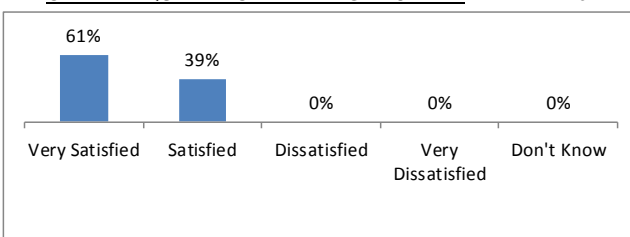
Employed out-of-province (Training & Non-Training Related Employment)

n = 4	By choice	4
Reasons why employed outside Saskatchewan		
More employment opportunities	0	n = 3
Better wages and benefits	0	
Personal reasons	3	

TRAINING PREPARED FOR EMPLOYMENT



OVERALL QUALITY OF TRAINING RECEIVED



NOT EMPLOYED

n = 1

Reason not currently employed	Count	n = 1
Returned for further education	0	
Quit employment	0	
No employment opportunities	0	
Lack of experience	0	
Laid off by employer	0	
Personal Reasons	1	

Actively looking for work

n = 1

Yes = 1 No = 0

Have worked since completing training

n = 1

Yes = 0 No = 1

Work was training related

n = 0

Yes = 0 No = 0

Scheduled to return to work in the future

n = 1

Yes = 1 No = 0

PURSuing FURTHER EDUCATION

Currently enrolled in further education

n = 18

Yes = 3 No = 15

Type of further education

n = 3

Sask Polytech program	1
University program	0
Apprenticeship program	0
Other Post-Secondary program	1
Other program	1

SAMPLE OF TRAINING-RELATED EMPLOYMENT

Licensed Practical Nurse(LPN)

Registered Nurse

Notes:

n: Number of respondents to the question

Available to work: The employed and the not employed who are looking for work

**Perioperative Nursing/LPN
Advanced Certificate**

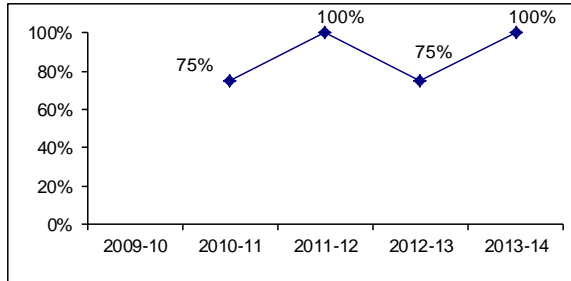
Graduates: 12
National Occupation Classification Code

Respondents: 5
3012

**Regina Campus
Continuing Education**
Response Rate: 42%

EMPLOYMENT STATUS	(% available to work)
Available to work	5
Employed	5 100%
Full-time	5 100%
Part-time/casual	0 0%
Employed part-time/casual by choice	0 0%
Training-related employed	5 100%
Full-time training-related employed	5 100%
Part-time/Casual training-related employed	0 0%
Self-employed	0 0%
Unemployed (not working, but looking for work)	0 0%
Not Available to work (not working, and not looking for work)	0

TREND OF TRAINING-RELATED EMPLOYMENT



FULL-TIME TRAINING-RELATED MONTHLY SALARY

Highest	\$5,550	
Average	\$5,347	n = 5
Median	\$5,300	
Lowest	\$5,235	

LOCATION OF TRAINING-RELATED EMPLOYMENT

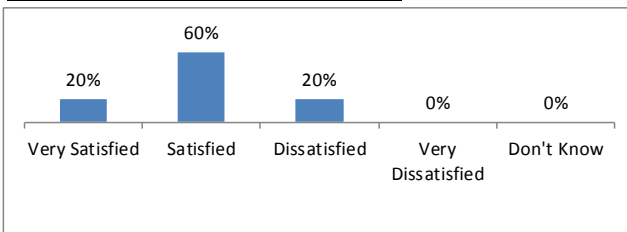
Location	Percentage	Count
Regina	80%	4
Saskatoon	0%	0
Prince Albert	0%	0
Moose Jaw	0%	0
Other Saskatchewan location	20%	1
Outside Saskatchewan	0%	0

Employed out-of-province (Training & Non-Training Related Employment)
n = 0

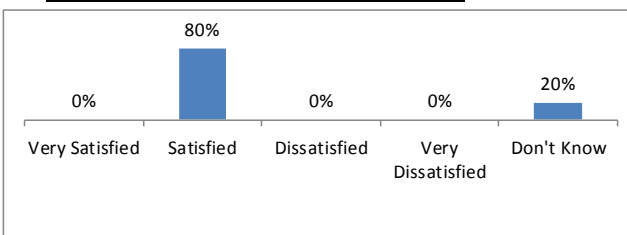
Reasons why employed outside Saskatchewan

More employment opportunities	0	n = 0
Better wages and benefits	0	
Personal reasons	0	

TRAINING PREPARED FOR EMPLOYMENT



OVERALL QUALITY OF TRAINING RECEIVED



NOT EMPLOYED

Reason not currently employed	n = 0
Returned for further education	0
Quit employment	0
No employment opportunities	0
Lack of experience	0
Laid off by employer	0
Personal Reasons	0

Actively looking for work

Yes = 0 No = 0 n = 0

Have worked since completing training

Yes = 0 No = 0 n = 0

Work was training related

Yes = 0 No = 0 n = 0

Scheduled to return to work in the future

Yes = 0 No = 0 n = 0

PURSuing FURTHER EDUCATION

Currently enrolled in further education

Yes = 0 No = 5 n = 5

Type of further education

Sask Polytech program	0	n = 0
University program	0	
Apprenticeship program	0	
Other Post-Secondary program	0	
Other program	0	

SAMPLE OF TRAINING-RELATED EMPLOYMENT

LPN
LPN Operating Room Technician

Notes:

n: Number of respondents to the question

Available to work: The employed and the not employed who are looking for work

**Perioperative Nursing/RN
Advanced Certificate**

Regina Campus

Graduates: 10

Respondents: 6

Response Rate: 60%

National Occupation Classification Code

3012

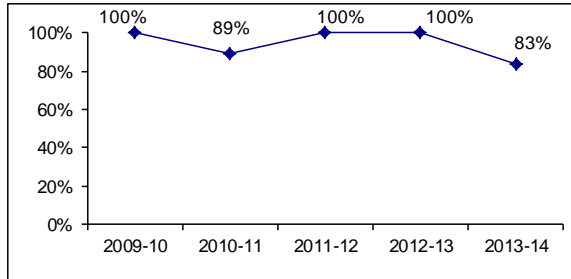
Base

EMPLOYMENT STATUS

(% available to work)

Available to work	6	
Employed	6	100%
Full-time	6	100%
Part-time/casual	0	0%
Employed part-time/casual by choice	0	0%
Training-related employed	5	83%
Full-time training-related employed	5	83%
Part-time/Casual training-related employed	0	0%
Self-employed	0	0%
Unemployed (not working, but looking for work)	0	0%
Not Available to work (not working, and not looking for work)	0	

TREND OF TRAINING-RELATED EMPLOYMENT



FULL-TIME TRAINING-RELATED MONTHLY SALARY

Highest	\$7,335	
Average	\$6,269	n = 4
Median	\$6,171	
Lowest	\$5,400	

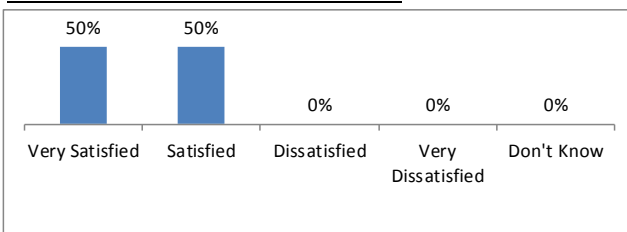
LOCATION OF TRAINING-RELATED EMPLOYMENT

		n = 5
Regina	40%	2
Saskatoon	0%	0
Prince Albert	0%	0
Moose Jaw	0%	0
Other Saskatchewan location	60%	3
Outside Saskatchewan	0%	0

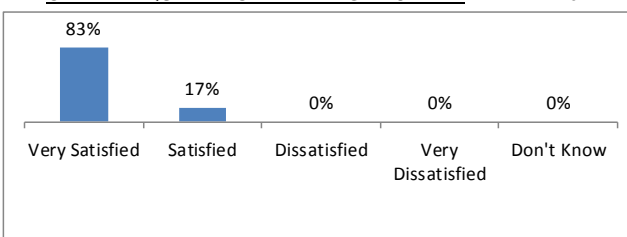
Employed out-of-province (Training & Non-Training Related Employment)

n = 0	By choice	0
Reasons why employed outside Saskatchewan		
More employment opportunities		n = 0
Better wages and benefits		0
Personal reasons		0

TRAINING PREPARED FOR EMPLOYMENT



OVERALL QUALITY OF TRAINING RECEIVED



NOT EMPLOYED

Reason not currently employed	n = 0
Returned for further education	0
Quit employment	0
No employment opportunities	0
Lack of experience	0
Laid off by employer	0
Personal Reasons	0

Actively looking for work

Yes = 0 No = 0 n = 0

Have worked since completing training

Yes = 0 No = 0 n = 0

Work was training related

Yes = 0 No = 0 n = 0

Scheduled to return to work in the future

Yes = 0 No = 0 n = 0

PURSuing FURTHER EDUCATION

Currently enrolled in further education

Yes = 0 No = 6 n = 6

Type of further education

Sask Polytech program	0	n = 0
University program	0	
Apprenticeship program	0	
Other Post-Secondary program	0	
Other program	0	

SAMPLE OF TRAINING-RELATED EMPLOYMENT

Perioperative Registered Nurse
Registered Nurse

Notes:

n: Number of respondents to the question

Available to work: The employed and the not employed who are looking for work

**Perioperative Nursing/RN
Advanced Certificate**

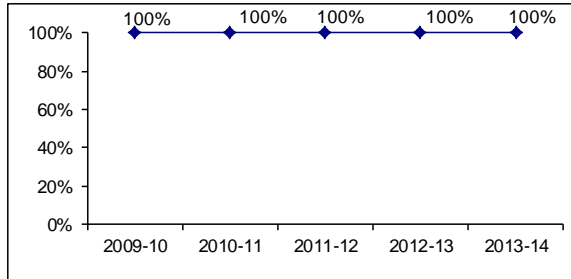
Graduates: 32
National Occupation Classification Code

Respondents: 18
3012

**Regina Campus
Continuing Education**
Response Rate: 56%

EMPLOYMENT STATUS	(% available to work)
Available to work	18
Employed	18 100%
Full-time	12 67%
Part-time/casual	6 33%
Employed part-time/casual by choice	5 28%
Training-related employed	18 100%
Full-time training-related employed	12 67%
Part-time/Casual training-related employed	6 33%
Self-employed	0 0%
Unemployed (not working, but looking for work)	0 0%
Not Available to work (not working, and not looking for work)	0

TREND OF TRAINING-RELATED EMPLOYMENT



FULL-TIME TRAINING-RELATED MONTHLY SALARY

Highest	\$6,375
Average	\$5,876
Median	\$6,000
Lowest	\$5,408

n = 9

LOCATION OF TRAINING-RELATED EMPLOYMENT

Location	Percentage	Count
Regina	11%	2
Saskatoon	33%	6
Prince Albert	0%	0
Moose Jaw	22%	4
Other Saskatchewan location	28%	5
Outside Saskatchewan	6%	1

n = 18

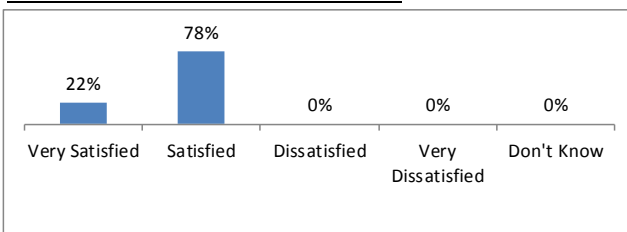
Employed out-of-province (Training & Non-Training Related Employment)

n = 1	By choice	1
-------	-----------	---

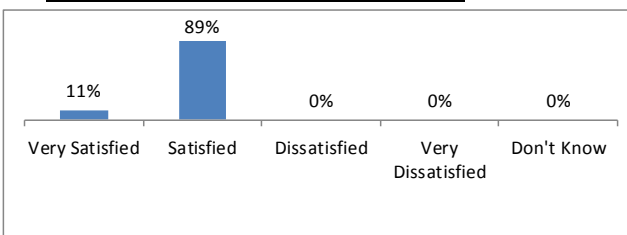
Reasons why employed outside Saskatchewan

More employment opportunities	0	n = 1
Better wages and benefits	0	
Personal reasons	1	

TRAINING PREPARED FOR EMPLOYMENT



OVERALL QUALITY OF TRAINING RECEIVED



NOT EMPLOYED

Reason not currently employed	n = 0
Returned for further education	0
Quit employment	0
No employment opportunities	0
Lack of experience	0
Laid off by employer	0
Personal Reasons	0

Actively looking for work

Yes = 0 No = 0 n = 0

Have worked since completing training

Yes = 0 No = 0 n = 0

Work was training related

Yes = 0 No = 0 n = 0

Scheduled to return to work in the future

Yes = 0 No = 0 n = 0

PURSuing FURTHER EDUCATION

Currently enrolled in further education

Yes = 0 No = 18 n = 18

Type of further education

Sask Polytech program	0	n = 0
University program	0	
Apprenticeship program	0	
Other Post-Secondary program	0	
Other program	0	

SAMPLE OF TRAINING-RELATED EMPLOYMENT

Operating Room Nurse
Perioperative Registered Nurse

Notes:

n: Number of respondents to the question

Available to work: The employed and the not employed who are looking for work

**Practical Nursing
Diploma**

Saskatoon Campus

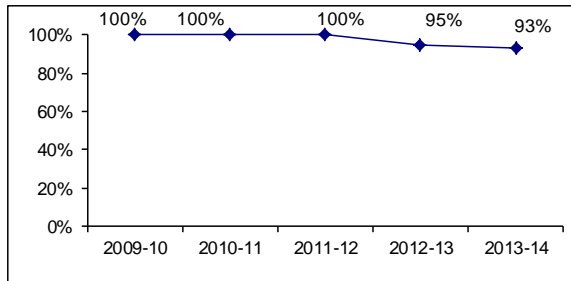
Graduates: 29
National Occupation Classification Code

Respondents: 16
3233

Base
Response Rate: 55%

EMPLOYMENT STATUS	(% available to work)	
Available to work	15	
Employed	15	100%
Full-time	3	20%
Part-time/casual	12	80%
Employed part-time/casual by choice	7	47%
Training-related employed	14	93%
Full-time training-related employed	3	20%
Part-time/Casual training-related employed	11	73%
Self-employed	0	0%
Unemployed (not working, but looking for work)	0	0%
Not Available to work (not working, and not looking for work)	1	

TREND OF TRAINING-RELATED EMPLOYMENT



FULL-TIME TRAINING-RELATED MONTHLY SALARY

Highest	\$4,887	
Average	\$4,881	n = 2
Median	\$4,881	
Lowest	\$4,875	

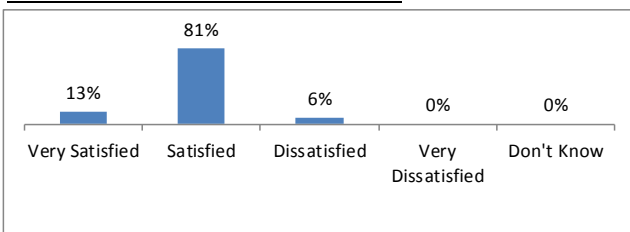
LOCATION OF TRAINING-RELATED EMPLOYMENT

Location	Percentage	Count	n = 14
Regina	7%	1	
Saskatoon	79%	11	
Prince Albert	0%	0	
Moose Jaw	0%	0	
Other Saskatchewan location	14%	2	
Outside Saskatchewan	0%	0	

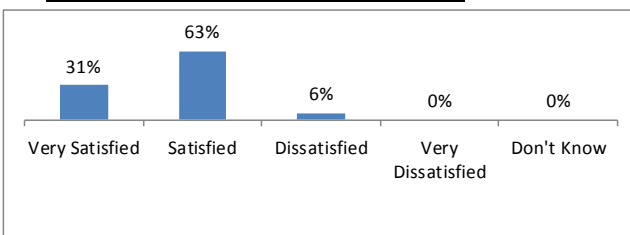
Employed out-of-province (Training & Non-Training Related Employment)

n = 0	By choice	0
Reasons why employed outside Saskatchewan		
More employment opportunities		n = 0
Better wages and benefits		0
Personal reasons		0

TRAINING PREPARED FOR EMPLOYMENT



OVERALL QUALITY OF TRAINING RECEIVED



NOT EMPLOYED

n = 1	
Reason not currently employed	n = 1
Returned for further education	0
Quit employment	0
No employment opportunities	0
Lack of experience	0
Laid off by employer	0
Personal Reasons	1

Actively looking for work

Yes = 0 No = 1 n = 1

Have worked since completing training

Yes = 0 No = 1 n = 1

Work was training related

Yes = 0 No = 0 n = 0

Scheduled to return to work in the future

Yes = 0 No = 1 n = 1

PURSuing FURTHER EDUCATION

Currently enrolled in further education

Yes = 1 No = 15 n = 16

Type of further education

Sask Polytech program	0	n = 1
University program	0	
Apprenticeship program	0	
Other Post-Secondary program	0	
Other program	1	

SAMPLE OF TRAINING-RELATED EMPLOYMENT

Licensed Practical Nurse

Notes:

n: Number of respondents to the question

Available to work: The employed and the not employed who are looking for work

**Practical Nursing
Diploma**

Graduates: 40
National Occupation Classification Code

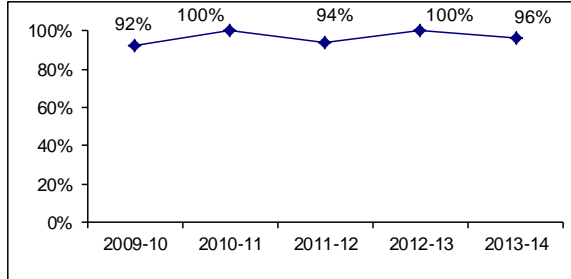
Respondents: 26
3233

Regina Campus

Base
Response Rate: 65%

EMPLOYMENT STATUS	(% available to work)	
Available to work	26	
Employed	25	96%
Full-time	14	54%
Part-time/casual	11	42%
Employed part-time/casual by choice	5	19%
Training-related employed	25	96%
Full-time training-related employed	14	54%
Part-time/Casual training-related employed	11	42%
Self-employed	0	0%
Unemployed (not working, but looking for work)	1	4%
Not Available to work (not working, and not looking for work)	0	

TREND OF TRAINING-RELATED EMPLOYMENT



FULL-TIME TRAINING-RELATED MONTHLY SALARY

Highest	\$5,187	
Average	\$4,894	n = 14
Median	\$4,887	
Lowest	\$4,350	

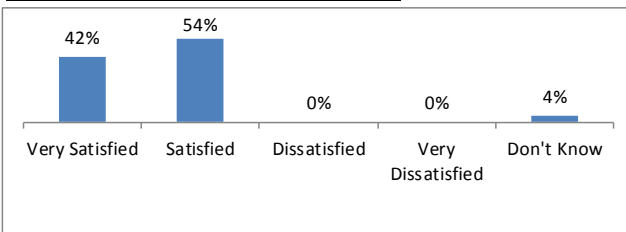
LOCATION OF TRAINING-RELATED EMPLOYMENT

Location	Percentage	n
Regina	76%	19
Saskatoon	0%	0
Prince Albert	0%	0
Moose Jaw	4%	1
Other Saskatchewan location	20%	5
Outside Saskatchewan	0%	0

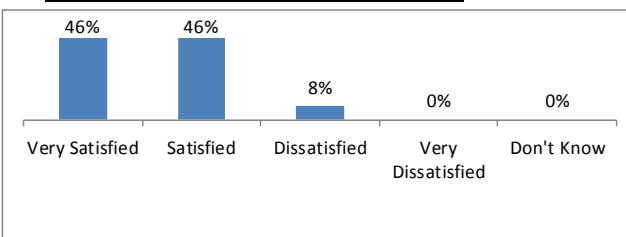
Employed out-of-province (Training & Non-Training Related Employment)

n = 0	By choice	0
Reasons why employed outside Saskatchewan		
More employment opportunities		n = 0
Better wages and benefits		0
Personal reasons		0

TRAINING PREPARED FOR EMPLOYMENT



OVERALL QUALITY OF TRAINING RECEIVED



NOT EMPLOYED

n = 1	
Reason not currently employed	n = 1
Returned for further education	0
Quit employment	0
No employment opportunities	0
Lack of experience	0
Laid off by employer	0
Personal Reasons	1

Actively looking for work

Yes = 1 No = 0 n = 1

Have worked since completing training

Yes = 1 No = 0 n = 1

Work was training related

Yes = 0 No = 1 n = 1

Scheduled to return to work in the future

Yes = 0 No = 1 n = 1

PURSuing FURTHER EDUCATION

Currently enrolled in further education

Yes = 5 No = 21 n = 26

Type of further education

Sask Polytech program	2	n = 5
University program	0	
Apprenticeship program	0	
Other Post-Secondary program	0	
Other program	3	

SAMPLE OF TRAINING-RELATED EMPLOYMENT

Liscened Practical Nurse

Notes:

n: Number of respondents to the question

Available to work: The employed and the not employed who are looking for work

**Practical Nursing
Diploma**

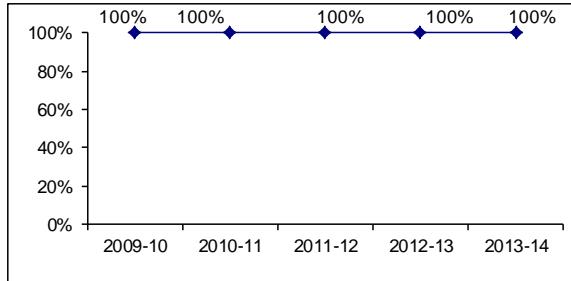
Graduates: 15
National Occupation Classification Code

Respondents: 8
3233

Prince Albert Campus
Base
Response Rate: 53%

EMPLOYMENT STATUS	(% available to work)
Available to work	7
Employed	100%
Full-time	29%
Part-time/casual	71%
Employed part-time/casual by choice	29%
Training-related employed	100%
Full-time training-related employed	29%
Part-time/Casual training-related employed	71%
Self-employed	0%
Unemployed (not working, but looking for work)	0%
Not Available to work (not working, and not looking for work)	1

TREND OF TRAINING-RELATED EMPLOYMENT



FULL-TIME TRAINING-RELATED MONTHLY SALARY

Highest	\$4,838
Average	\$4,838
Median	\$4,838
Lowest	\$4,838

n = 1

LOCATION OF TRAINING-RELATED EMPLOYMENT

Location	Percentage	Count
Regina	0%	0
Saskatoon	14%	1
Prince Albert	43%	3
Moose Jaw	0%	0
Other Saskatchewan location	29%	2
Outside Saskatchewan	14%	1

n = 7

Employed out-of-province (Training & Non-Training Related Employment)

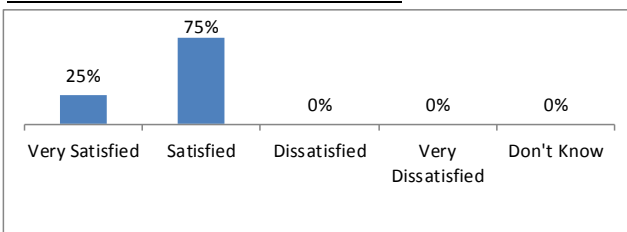
n = 1	By choice	1
-------	-----------	---

Reasons why employed outside Saskatchewan

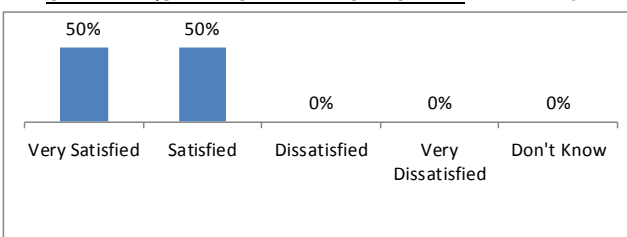
More employment opportunities	0
Better wages and benefits	0
Personal reasons	0

n = 0

TRAINING PREPARED FOR EMPLOYMENT



OVERALL QUALITY OF TRAINING RECEIVED



NOT EMPLOYED

n = 1	
Reason not currently employed	n = 1
Returned for further education	0
Quit employment	0
No employment opportunities	0
Lack of experience	0
Laid off by employer	0
Personal Reasons	1

Actively looking for work

Yes = 0 No = 1 n = 1

Have worked since completing training

Yes = 1 No = 0 n = 1

Work was training related

Yes = 1 No = 0 n = 1

Scheduled to return to work in the future

Yes = 1 No = 0 n = 1

PURSuing FURTHER EDUCATION

Currently enrolled in further education

Yes = 1 No = 7 n = 8

Type of further education

Sask Polytech program	0
University program	0
Apprenticeship program	0
Other Post-Secondary program	0
Other program	1

n = 1

SAMPLE OF TRAINING-RELATED EMPLOYMENT

Licensed Practical Nurse

Notes:

n: Number of respondents to the question

Available to work: The employed and the not employed who are looking for work

**Practical Nursing
Diploma**

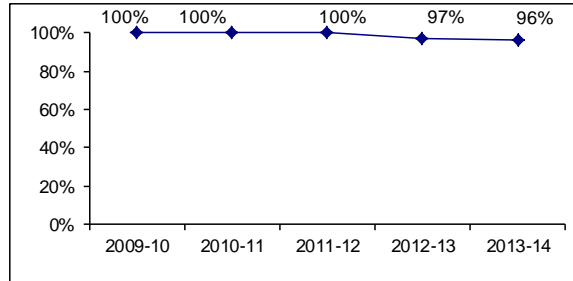
Graduates: 40
National Occupation Classification Code

Respondents: 28
3233

Regina Campus
Continuing Education
Response Rate: 70%

EMPLOYMENT STATUS	(% available to work)	
Available to work	28	
Employed	28	100%
Full-time	15	54%
Part-time/casual	13	46%
Employed part-time/casual by choice	8	29%
Training-related employed	27	96%
Full-time training-related employed	14	50%
Part-time/Casual training-related employed	13	46%
Self-employed	0	0%
Unemployed (not working, but looking for work)	0	0%
Not Available to work (not working, and not looking for work)	0	

TREND OF TRAINING-RELATED EMPLOYMENT



FULL-TIME TRAINING-RELATED MONTHLY SALARY

Highest	\$5,235	
Average	\$4,959	n = 13
Median	\$4,928	
Lowest	\$4,350	

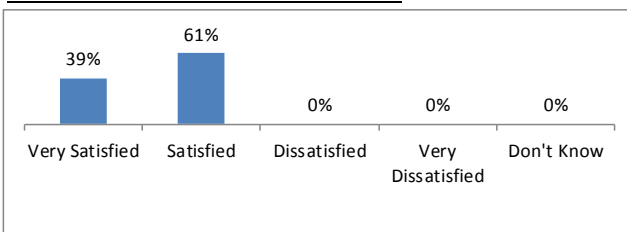
LOCATION OF TRAINING-RELATED EMPLOYMENT

Location	Percentage	Count	n = 27
Regina	7%	2	
Saskatoon	4%	1	
Prince Albert	4%	1	
Moose Jaw	0%	0	
Other Saskatchewan location	85%	23	
Outside Saskatchewan	0%	0	

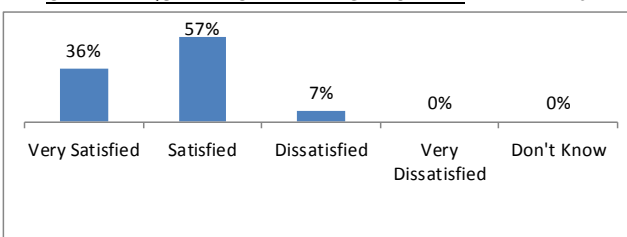
Employed out-of-province (Training & Non-Training Related Employment)

n = 0	By choice	0
Reasons why employed outside Saskatchewan		
More employment opportunities		n = 0
Better wages and benefits		0
Personal reasons		0

TRAINING PREPARED FOR EMPLOYMENT



OVERALL QUALITY OF TRAINING RECEIVED



NOT EMPLOYED

n = 0	
Reason not currently employed	n = 0
Returned for further education	0
Quit employment	0
No employment opportunities	0
Lack of experience	0
Laid off by employer	0
Personal Reasons	0

Actively looking for work

Yes = 0 No = 0 n = 0

Have worked since completing training

Yes = 0 No = 0 n = 0

Work was training related

Yes = 0 No = 0 n = 0

Scheduled to return to work in the future

Yes = 0 No = 0 n = 0

PURSuing FURTHER EDUCATION

Currently enrolled in further education

Yes = 2 No = 26 n = 28

Type of further education

Sask Polytech program	1	n = 2
University program	0	
Apprenticeship program	0	
Other Post-Secondary program	0	
Other program	1	

SAMPLE OF TRAINING-RELATED EMPLOYMENT

Licensed Practical Nurse

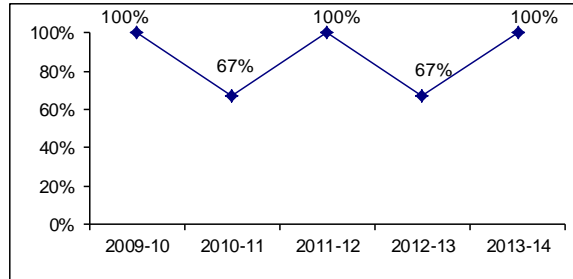
Notes:

n: Number of respondents to the question

Available to work: The employed and the not employed who are looking for work

EMPLOYMENT STATUS	(% available to work)
Available to work	4
Employed	100%
Full-time	2 50%
Part-time/casual	2 50%
Employed part-time/casual by choice	1 25%
Training-related employed	4 100%
Full-time training-related employed	2 50%
Part-time/Casual training-related employed	2 50%
Self-employed	0 0%
Unemployed (not working, but looking for work)	0 0%
Not Available to work (not working, and not looking for work)	0

TREND OF TRAINING-RELATED EMPLOYMENT



FULL-TIME TRAINING-RELATED MONTHLY SALARY

Highest	\$8,175	
Average	\$8,063	n = 2
Median	\$8,063	
Lowest	\$7,950	

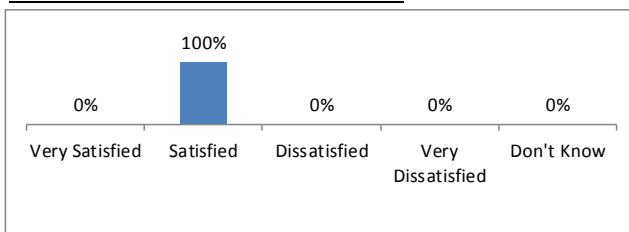
LOCATION OF TRAINING-RELATED EMPLOYMENT

Location	Percentage	Count	n = 4
Regina	0%	0	
Saskatoon	25%	1	
Prince Albert	25%	1	
Moose Jaw	0%	0	
Other Saskatchewan location	50%	2	
Outside Saskatchewan	0%	0	

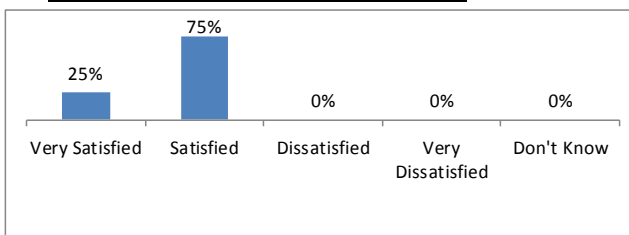
Employed out-of-province (Training & Non-Training Related Employment)

n = 0	By choice	0
Reasons why employed outside Saskatchewan		
More employment opportunities		0
Better wages and benefits		0
Personal reasons		0

TRAINING PREPARED FOR EMPLOYMENT



OVERALL QUALITY OF TRAINING RECEIVED



NOT EMPLOYED

n = 0	
Reason not currently employed	n = 0
Returned for further education	0
Quit employment	0
No employment opportunities	0
Lack of experience	0
Laid off by employer	0
Personal Reasons	0

Actively looking for work

Yes = 0 No = 0 n = 0

Have worked since completing training

Yes = 0 No = 0 n = 0

Work was training related

Yes = 0 No = 0 n = 0

Scheduled to return to work in the future

Yes = 0 No = 0 n = 0

PURSUING FURTHER EDUCATION

Currently enrolled in further education

Yes = 0 No = 4 n = 4

Type of further education

Sask Polytech program	0	n = 0
University program	0	
Apprenticeship program	0	
Other Post-Secondary program	0	
Other program	0	

SAMPLE OF TRAINING-RELATED EMPLOYMENT

Nurse Practitioner
 Primary Care Nurse Practitioner

Notes:

n: Number of respondents to the question

Available to work: The employed and the not employed who are looking for work

**Psychiatric Nursing
Diploma**

Regina Campus

Graduates: 33

Respondents: 17
3012

Response Rate: 52%

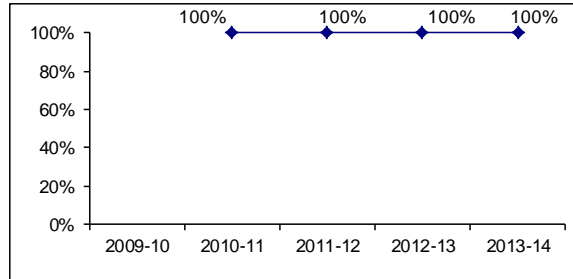
National Occupation Classification Code

EMPLOYMENT STATUS

(% available to work)

Available to work	17	
Employed	17	100%
Full-time	8	47%
Part-time/casual	9	53%
Employed part-time/casual by choice	5	29%
Training-related employed	17	100%
Full-time training-related employed	8	47%
Part-time/Casual training-related employed	9	53%
Self-employed	0	0%
Unemployed (not working, but looking for work)	0	0%
Not Available to work (not working, and not looking for work)	0	

TREND OF TRAINING-RELATED EMPLOYMENT



FULL-TIME TRAINING-RELATED MONTHLY SALARY

Highest	\$5,976	
Average	\$5,560	n = 8
Median	\$5,556	
Lowest	\$5,213	

LOCATION OF TRAINING-RELATED EMPLOYMENT

		n = 17
Regina	65%	11
Saskatoon	24%	4
Prince Albert	0%	0
Moose Jaw	0%	0
Other Saskatchewan location	12%	2
Outside Saskatchewan	0%	0

Employed out-of-province (Training & Non-Training Related Employment)

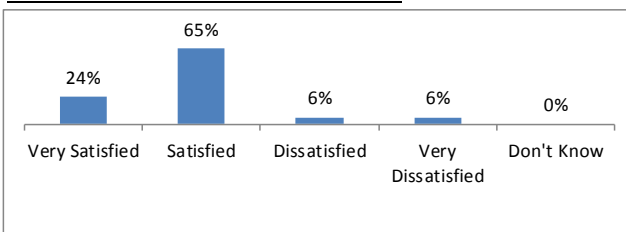
n = 0 By choice 0

Reasons why employed outside Saskatchewan

More employment opportunities	0	n = 0
Better wages and benefits	0	
Personal reasons	0	

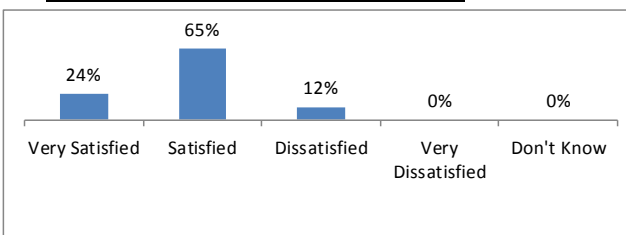
TRAINING PREPARED FOR EMPLOYMENT

n = 17



OVERALL QUALITY OF TRAINING RECEIVED

n = 17



NOT EMPLOYED

n = 0

Reason not currently employed

n = 0

Returned for further education	0
Quit employment	0
No employment opportunities	0
Lack of experience	0
Laid off by employer	0
Personal Reasons	0

Actively looking for work

n = 0

Yes = 0 No = 0

Have worked since completing training

Yes = 0 No = 0 n = 0

Work was training related

Yes = 0 No = 0 n = 0

Scheduled to return to work in the future

Yes = 0 No = 0 n = 0

PURSuing FURTHER EDUCATION

Currently enrolled in further education

Yes = 3 No = 14 n = 17

Type of further education

n = 3

Sask Polytech program	1
University program	2
Apprenticeship program	0
Other Post-Secondary program	0
Other program	0

SAMPLE OF TRAINING-RELATED EMPLOYMENT

- Community Mental Health Nurse
- Registered Psychiatric Nurse
- Resident Care Coordinator
- RPN in Acute Mental Health

Notes:

n: Number of respondents to the question

Available to work: The employed and the not employed who are looking for work

Summary Page – Science and Health Division Overall

Science and Health

Overall

Graduates: 662

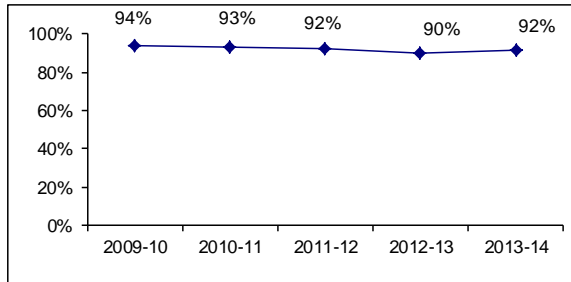
Respondents: 402

Response Rate: 61%

EMPLOYMENT STATUS

		(% available to work)
Available to work	388	
Employed	380	98%
Full-time	235	61%
Part-time/casual	145	37%
Employed part-time/casual by choice	79	20%
Training-related employed	356	92%
Full-time training-related employed	220	57%
Part-time/Casual training-related employed	136	35%
Self-employed	13	3%
Unemployed (not working, but looking for work)	8	2%
Not Available to work (not working, and not looking for work)	14	

TREND OF TRAINING-RELATED EMPLOYMENT



FULL-TIME TRAINING-RELATED MONTHLY SALARY

Highest	\$5,775	
Average	\$3,589	n = 205
Median	\$3,357	
Lowest	\$1,530	

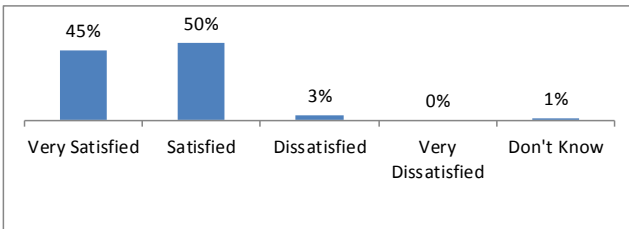
LOCATION OF TRAINING-RELATED EMPLOYMENT

Location	Percentage	Count	Total (n)
Regina	21%	73	n = 356
Saskatoon	23%	81	
Prince Albert	5%	17	
Moose Jaw	2%	8	
Other Saskatchewan location	46%	162	
Outside Saskatchewan	4%	15	

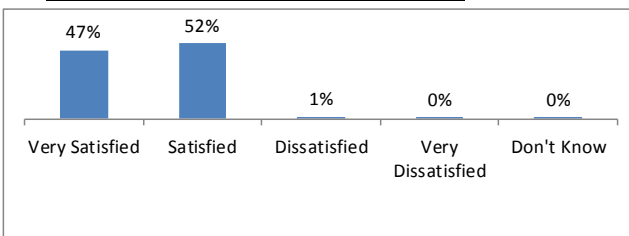
Employed out-of-province (Training & Non-Training Related Employment)

n = 16	By choice	15
Reasons why employed outside Saskatchewan		
More employment opportunities	2	n = 11
Better wages and benefits	2	
Personal reasons	7	

TRAINING PREPARED FOR EMPLOYMENT



OVERALL QUALITY OF TRAINING RECEIVED



NOT EMPLOYED

n = 22	
Reason not currently employed	n = 22
Returned for further education	11
Quit employment	2
No employment opportunities	4
Lack of experience	1
Laid off by employer	0
Personal Reasons	4

Actively looking for work

Yes = 8 No = 14 n = 22

Have worked since completing training

Yes = 17 No = 5 n = 22

Work was training related

Yes = 7 No = 10 n = 17

Scheduled to return to work in the future

Yes = 11 No = 11 n = 22

PURSUING FURTHER EDUCATION

Currently enrolled in further education

Yes = 47 No = 355 n = 402

Type of further education

Sask Polytech program	17	n = 47
University program	10	
Apprenticeship program	2	
Other Post-Secondary program	3	
Other program	15	

Notes:

n: Number of respondents to the question

Available to work: The employed and the not employed who are looking for work

Summary Page – Science and Health Division Base Programs

Science and Health

Base

Graduates: 393

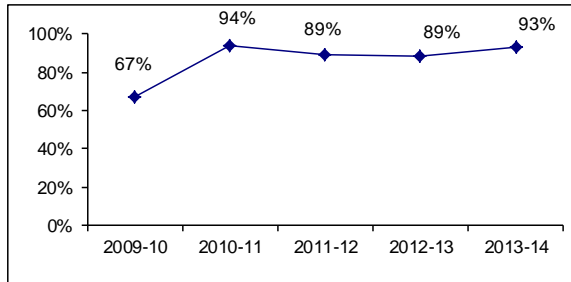
Respondents: 261

Response Rate: 66%

EMPLOYMENT STATUS

		(% available to work)
Available to work	252	
Employed	248	98%
Full-time	175	69%
Part-time/casual	73	29%
Employed part-time/casual by choice	33	13%
Training-related employed	234	93%
Full-time training-related employed	167	66%
Part-time/Casual training-related employed	67	27%
Self-employed	5	2%
Unemployed (not working, but looking for work)	4	2%
Not Available to work (not working, and not looking for work)	9	

TREND OF TRAINING-RELATED EMPLOYMENT



FULL-TIME TRAINING-RELATED MONTHLY SALARY

Highest	\$5,775	
Average	\$3,664	n = 159
Median	\$3,750	
Lowest	\$1,688	

LOCATION OF TRAINING-RELATED EMPLOYMENT

Location	Percentage	Count	Total (n)
Regina	26%	62	234
Saskatoon	28%	66	
Prince Albert	5%	12	
Moose Jaw	3%	7	
Other Saskatchewan location	32%	74	
Outside Saskatchewan	6%	13	

Employed out-of-province (Training & Non-Training Related Employment)

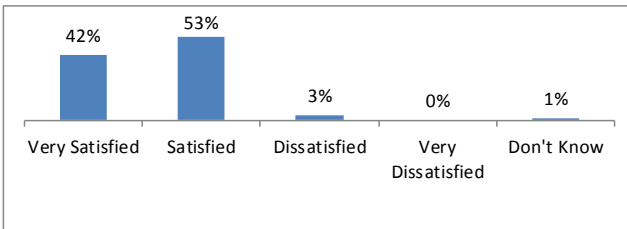
n = 13 By choice 12

Reasons why employed outside Saskatchewan

More employment opportunities	2	n = 10
Better wages and benefits	2	
Personal reasons	6	

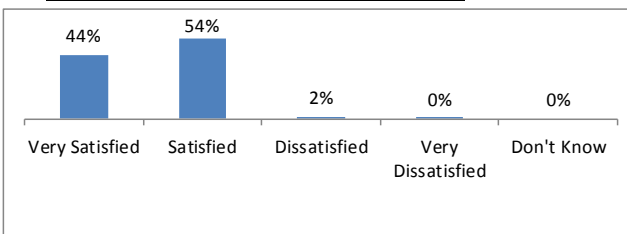
TRAINING PREPARED FOR EMPLOYMENT

n = 261



OVERALL QUALITY OF TRAINING RECEIVED

n = 261



NOT EMPLOYED

n = 13

Reason not currently employed

n = 13

Returned for further education	7
Quit employment	2
No employment opportunities	2
Lack of experience	0
Laid off by employer	0
Personal Reasons	2

Actively looking for work

n = 13

Yes = 4 No = 9

Have worked since completing training

Yes = 11 No = 2 n = 13

Work was training related

Yes = 6 No = 5 n = 11

Scheduled to return to work in the future

Yes = 5 No = 8 n = 13

PURSuing FURTHER EDUCATION

Currently enrolled in further education

Yes = 30 No = 231 n = 261

Type of further education

n = 30

Sask Polytech program	7
University program	7
Apprenticeship program	1
Other Post-Secondary program	2
Other program	13

Notes:

n: Number of respondents to the question

Available to work: The employed and the not employed who are looking for work

Summary Page – Science and Health Division Continuing Education Programs

Science and Health

Continuing Education

Graduates: 269

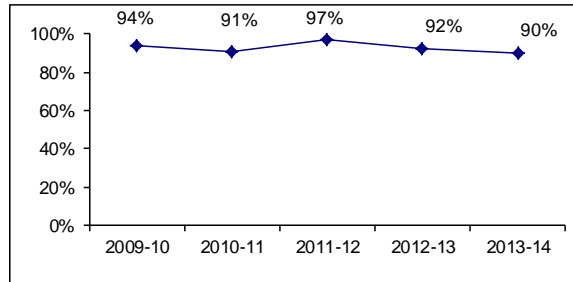
Respondents: 141

Response Rate: 52%

EMPLOYMENT STATUS

		(% available to work)
Available to work	136	
Employed	132	97%
Full-time	60	44%
Part-time/casual	72	53%
Employed part-time/casual by choice	46	34%
Training-related employed	122	90%
Full-time training-related employed	53	39%
Part-time/Casual training-related employed	69	51%
Self-employed	8	6%
Unemployed (not working, but looking for work)	4	3%
Not Available to work (not working, and not looking for work)	5	

TREND OF TRAINING-RELATED EMPLOYMENT



FULL-TIME TRAINING-RELATED MONTHLY SALARY

Highest	\$4,193	
Average	\$3,329	
Median	\$3,357	n = 46
Lowest	\$1,530	

LOCATION OF TRAINING-RELATED EMPLOYMENT

		n = 122
Regina	9%	11
Saskatoon	12%	15
Prince Albert	4%	5
Moose Jaw	1%	1
Other Saskatchewan location	72%	88
Outside Saskatchewan	2%	2

Employed out-of-province (Training & Non-Training Related Employment)

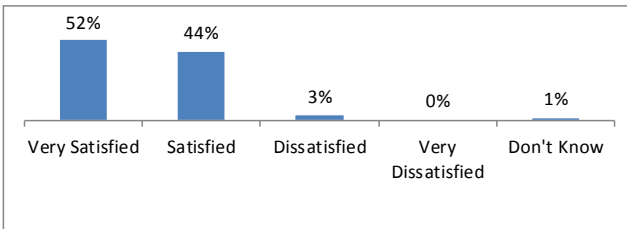
n = 3 By choice 3

Reasons why employed outside Saskatchewan

More employment opportunities	0	n = 1
Better wages and benefits	0	
Personal reasons	1	

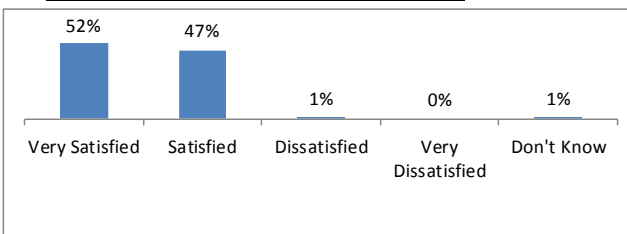
TRAINING PREPARED FOR EMPLOYMENT

n = 141



OVERALL QUALITY OF TRAINING RECEIVED

n = 141



NOT EMPLOYED

n = 9

Reason not currently employed

n = 9

Returned for further education	4
Quit employment	0
No employment opportunities	2
Lack of experience	1
Laid off by employer	0
Personal Reasons	2

Actively looking for work

n = 9

Yes = 4 No = 5

Have worked since completing training

Yes = 6 No = 3 n = 9

Work was training related

Yes = 1 No = 5 n = 6

Scheduled to return to work in the future

Yes = 6 No = 3 n = 9

PURSUING FURTHER EDUCATION

Currently enrolled in further education

Yes = 17 No = 124 n = 141

Type of further education

n = 17

Sask Polytech program	10
University program	3
Apprenticeship program	1
Other Post-Secondary program	1
Other program	2

Notes:

n: Number of respondents to the question

Available to work: The employed and the not employed who are looking for work

Program Pages – Science and Health Division

Index

Program	Campus	Credential	Program Type	Graduates	Responses
Advanced Care Paramedic	Regina	Diploma	Base	19	12
Bio Science Technology	Saskatoon	Diploma	Base	12	11
Chemical Technology	Saskatoon	Diploma	Base	26	19
Combined Laboratory and X-Ray Technology	Saskatoon	Diploma	Base	21	15
Continuing Care Assistant	Saskatoon	Certificate	Base	20	11
Continuing Care Assistant	Regina	Certificate	Base	22	14
Continuing Care Assistant	Prince Albert	Certificate	Base	19	11
Continuing Care Assistant	Saskatoon	Certificate	Continuing Education	129	65
Continuing Care Assistant	Regina	Certificate	Continuing Education	37	25
Continuing Care Assistant	Prince Albert	Certificate	Continuing Education	73	36
Cytotechnology	Saskatoon	Diploma	Base	4	4
Dental Assisting	Regina	Certificate	Base	61	44
Dental Hygiene	Regina	Diploma	Base	19	12
Health Information Management	Regina	Diploma	Base	14	10
Health Information Management	Regina	Diploma	Continuing Education	8	6
Medical Laboratory Assistant	Saskatoon	Applied Certificate	Base	9	4
Medical Laboratory Technology	Saskatoon	Diploma	Base	14	9
Medical Radiologic Technology	Saskatoon	Diploma	Base	18	10
Pharmacy Technician	Saskatoon	Certificate	Base	13	11
Primary Care Paramedic	Saskatoon	Certificate	Base	45	23
Primary Care Paramedic	Regina	Certificate	Base	41	29
Primary Care Paramedic	Regina	Certificate	Continuing Education	12	7
Veterinary Technology	Saskatoon	Diploma	Base	16	12

**Advanced Care Paramedic
Diploma**

Regina Campus

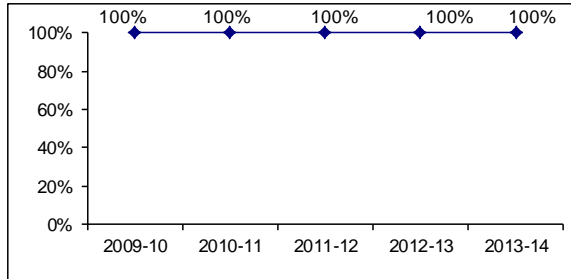
Graduates: 19
National Occupation Classification Code

Respondents: 12
3234

Base
Response Rate: 63%

EMPLOYMENT STATUS	(% available to work)	
Available to work	12	
Employed	12	100%
Full-time	11	92%
Part-time/casual	1	8%
Employed part-time/casual by choice	0	0%
Training-related employed	12	100%
Full-time training-related employed	11	92%
Part-time/Casual training-related employed	1	8%
Self-employed	0	0%
Unemployed (not working, but looking for work)	0	0%
Not Available to work (not working, and not looking for work)	0	

TREND OF TRAINING-RELATED EMPLOYMENT



FULL-TIME TRAINING-RELATED MONTHLY SALARY

Highest	\$5,000	
Average	\$4,719	n = 11
Median	\$4,650	
Lowest	\$4,575	

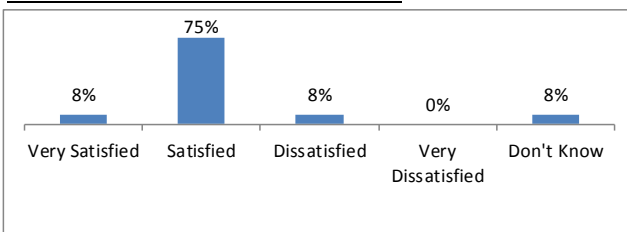
LOCATION OF TRAINING-RELATED EMPLOYMENT

Location	Percentage	Count	n = 12
Regina	25%	3	
Saskatoon	17%	2	
Prince Albert	8%	1	
Moose Jaw	0%	0	
Other Saskatchewan location	42%	5	
Outside Saskatchewan	8%	1	

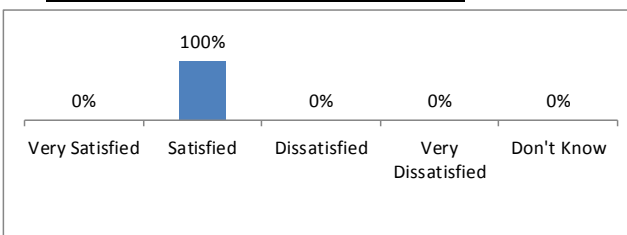
Employed out-of-province (Training & Non-Training Related Employment)
n = 1

By choice	1	
Reasons why employed outside Saskatchewan		
More employment opportunities	0	n = 1
Better wages and benefits	0	
Personal reasons	1	

TRAINING PREPARED FOR EMPLOYMENT



OVERALL QUALITY OF TRAINING RECEIVED



NOT EMPLOYED

Reason not currently employed	n = 0
Returned for further education	0
Quit employment	0
No employment opportunities	0
Lack of experience	0
Laid off by employer	0
Personal Reasons	0

Actively looking for work

Yes = 0 No = 0 n = 0

Have worked since completing training

Yes = 0 No = 0 n = 0

Work was training related

Yes = 0 No = 0 n = 0

Scheduled to return to work in the future

Yes = 0 No = 0 n = 0

PURSuing FURTHER EDUCATION

Currently enrolled in further education

Yes = 1 No = 11 n = 12

Type of further education

Sask Polytech program	0	n = 1
University program	1	
Apprenticeship program	0	
Other Post-Secondary program	0	
Other program	0	

SAMPLE OF TRAINING-RELATED EMPLOYMENT

Advanced Care Paramedic
Paramedic and First Aid Attendant

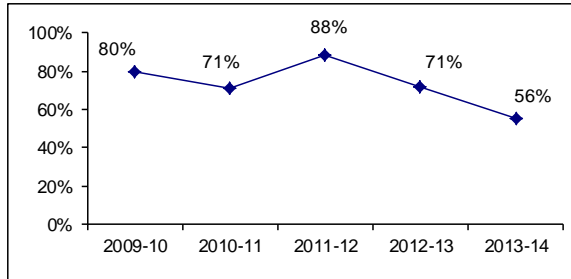
Notes:

n: Number of respondents to the question

Available to work: The employed and the not employed who are looking for work

EMPLOYMENT STATUS	(% available to work)	
Available to work	9	
Employed	8	89%
Full-time	7	78%
Part-time/casual	1	11%
Employed part-time/casual by choice	1	11%
Training-related employed	5	56%
Full-time training-related employed	5	56%
Part-time/Casual training-related employed	0	0%
Self-employed	0	0%
Unemployed (not working, but looking for work)	1	11%
Not Available to work (not working, and not looking for work)	2	

TREND OF TRAINING-RELATED EMPLOYMENT



FULL-TIME TRAINING-RELATED MONTHLY SALARY

Highest	\$4,269	
Average	\$2,733	n = 5
Median	\$2,500	
Lowest	\$1,947	

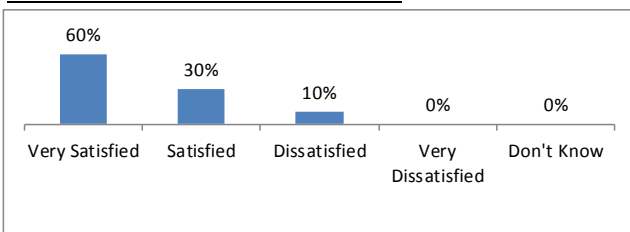
LOCATION OF TRAINING-RELATED EMPLOYMENT

Location	Percentage	Count	n = 5
Regina	0%	0	
Saskatoon	100%	5	
Prince Albert	0%	0	
Moose Jaw	0%	0	
Other Saskatchewan location	0%	0	
Outside Saskatchewan	0%	0	

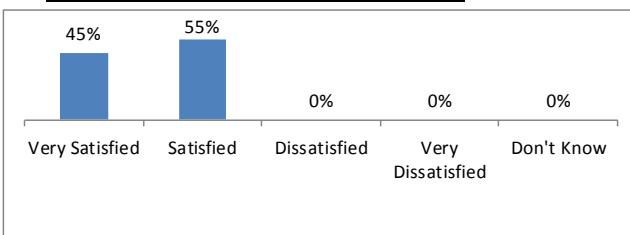
Employed out-of-province (Training & Non-Training Related Employment)

n = 0	By choice	0
Reasons why employed outside Saskatchewan		
More employment opportunities		0
Better wages and benefits		0
Personal reasons		0

TRAINING PREPARED FOR EMPLOYMENT



OVERALL QUALITY OF TRAINING RECEIVED



NOT EMPLOYED

n = 3	
Reason not currently employed	n = 3
Returned for further education	1
Quit employment	1
No employment opportunities	1
Lack of experience	0
Laid off by employer	0
Personal Reasons	0

Actively looking for work

Yes = 1 No = 2 n = 3

Have worked since completing training

Yes = 3 No = 0 n = 3

Work was training related

Yes = 0 No = 3 n = 3

Scheduled to return to work in the future

Yes = 0 No = 3 n = 3

PURSuing FURTHER EDUCATION

Currently enrolled in further education

Yes = 1 No = 10 n = 11

Type of further education

Sask Polytech program	0	n = 1
University program	1	
Apprenticeship program	0	
Other Post-Secondary program	0	
Other program	0	

SAMPLE OF TRAINING-RELATED EMPLOYMENT

Lab Technician
Research Technician
Research Technologist

Notes:

n: Number of respondents to the question

Available to work: The employed and the not employed who are looking for work

**Chemical Technology
Diploma**

Saskatoon Campus

Graduates: 26

Respondents: 19
2211

Response Rate: 73%

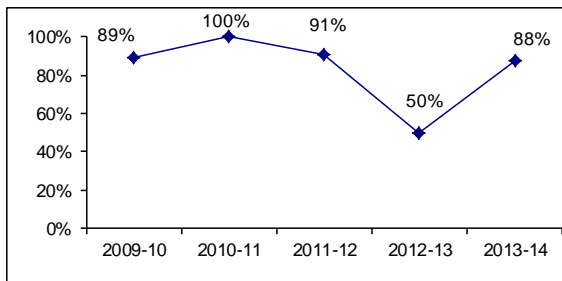
National Occupation Classification Code

EMPLOYMENT STATUS

(% available to work)

Available to work	16	
Employed	16	100%
Full-time	15	94%
Part-time/casual	1	6%
Employed part-time/casual by choice	1	6%
Training-related employed	14	88%
Full-time training-related employed	14	88%
Part-time/Casual training-related employed	0	0%
Self-employed	1	6%
Unemployed (not working, but looking for work)	0	0%
Not Available to work (not working, and not looking for work)	3	

TREND OF TRAINING-RELATED EMPLOYMENT



FULL-TIME TRAINING-RELATED MONTHLY SALARY

Highest	\$5,600	
Average	\$4,043	n = 13
Median	\$4,125	
Lowest	\$1,800	

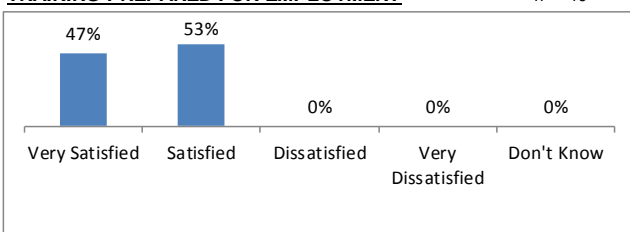
LOCATION OF TRAINING-RELATED EMPLOYMENT

		n = 14
Regina	0%	0
Saskatoon	43%	6
Prince Albert	0%	0
Moose Jaw	0%	0
Other Saskatchewan location	50%	7
Outside Saskatchewan	7%	1

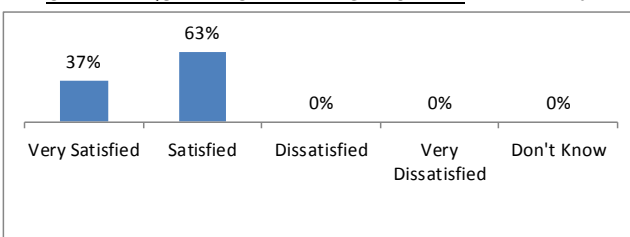
Employed out-of-province (Training & Non-Training Related Employment)

n = 1	By choice	1
Reasons why employed outside Saskatchewan		
More employment opportunities	0	n = 1
Better wages and benefits	1	
Personal reasons	0	

TRAINING PREPARED FOR EMPLOYMENT



OVERALL QUALITY OF TRAINING RECEIVED



NOT EMPLOYED

n = 3	
Reason not currently employed	n = 3
Returned for further education	3
Quit employment	0
No employment opportunities	0
Lack of experience	0
Laid off by employer	0
Personal Reasons	0

Actively looking for work

Yes = 0 No = 3 n = 3

Have worked since completing training

Yes = 2 No = 1 n = 3

Work was training related

Yes = 2 No = 0 n = 2

Scheduled to return to work in the future

Yes = 1 No = 2 n = 3

PURSuing FURTHER EDUCATION

Currently enrolled in further education

Yes = 3 No = 16 n = 19

Type of further education

	n = 3
Sask Polytech program	0
University program	2
Apprenticeship program	1
Other Post-Secondary program	0
Other program	0

SAMPLE OF TRAINING-RELATED EMPLOYMENT

- Junior Chemical Technician
- Lab Technician
- Laboratory Analyst

Notes:

n: Number of respondents to the question

Available to work: The employed and the not employed who are looking for work

Combined Laboratory and X-Ray Technology

Saskatoon Campus

Diploma

Base

Graduates: 21

Respondents: 15

Response Rate: 71%

National Occupation Classification Code

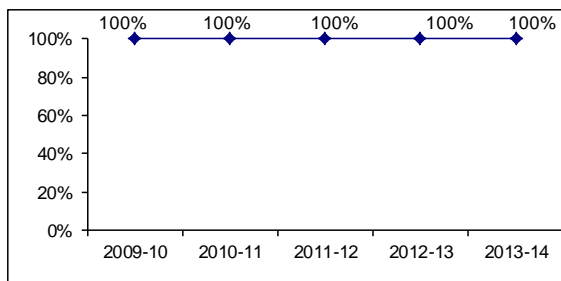
3215

EMPLOYMENT STATUS

(% available to work)

Available to work	15	
Employed	15	100%
Full-time	9	60%
Part-time/casual	6	40%
Employed part-time/casual by choice	3	20%
Training-related employed	15	100%
Full-time training-related employed	9	60%
Part-time/Casual training-related employed	6	40%
Self-employed	0	0%
Unemployed (not working, but looking for work)	0	0%
Not Available to work (not working, and not looking for work)	0	

TREND OF TRAINING-RELATED EMPLOYMENT



FULL-TIME TRAINING-RELATED MONTHLY SALARY

Highest	\$4,929	
Average	\$4,641	n = 9
Median	\$4,605	
Lowest	\$4,500	

LOCATION OF TRAINING-RELATED EMPLOYMENT

n = 15

Regina	7%	1
Saskatoon	20%	3
Prince Albert	7%	1
Moose Jaw	0%	0
Other Saskatchewan location	60%	9
Outside Saskatchewan	7%	1

Employed out-of-province (Training & Non-Training Related Employment)

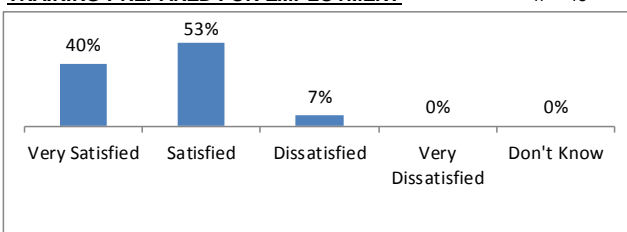
n = 1 By choice 1

Reasons why employed outside Saskatchewan

More employment opportunities	1	n = 1
Better wages and benefits	0	
Personal reasons	0	

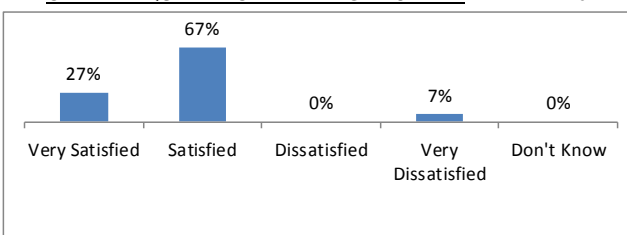
TRAINING PREPARED FOR EMPLOYMENT

n = 15



OVERALL QUALITY OF TRAINING RECEIVED

n = 15



NOT EMPLOYED

n = 0

Reason not currently employed

n = 0

Returned for further education	0
Quit employment	0
No employment opportunities	0
Lack of experience	0
Laid off by employer	0
Personal Reasons	0

Actively looking for work

n = 0

Yes = 0 No = 0

Have worked since completing training

Yes = 0 No = 0 n = 0

Work was training related

Yes = 0 No = 0 n = 0

Scheduled to return to work in the future

Yes = 0 No = 0 n = 0

PURSuing FURTHER EDUCATION

Currently enrolled in further education

Yes = 2 No = 13 n = 15

Type of further education

n = 2

Sask Polytech program	0
University program	0
Apprenticeship program	0
Other Post-Secondary program	2
Other program	0

SAMPLE OF TRAINING-RELATED EMPLOYMENT

Combined Lab & X-ray Technologist

Combined Lab & X-ray Technician

Notes:

n: Number of respondents to the question

Available to work: The employed and the not employed who are looking for work

**Continuing Care Assistant
Certificate**

Saskatoon Campus

Graduates: 20

Respondents: 11

Response Rate: 55%

National Occupation Classification Code

3413

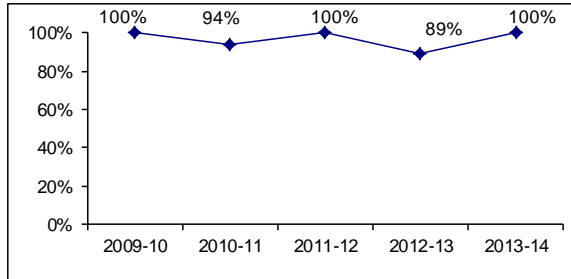
Base

EMPLOYMENT STATUS

(% available to work)

Available to work	11	
Employed	11	100%
Full-time	1	9%
Part-time/casual	10	91%
Employed part-time/casual by choice	7	64%
Training-related employed	11	100%
Full-time training-related employed	1	9%
Part-time/Casual training-related employed	10	91%
Self-employed	0	0%
Unemployed (not working, but looking for work)	0	0%
Not Available to work (not working, and not looking for work)	0	

TREND OF TRAINING-RELATED EMPLOYMENT



FULL-TIME TRAINING-RELATED MONTHLY SALARY

Highest	\$2,681	
Average	\$2,681	n = 1
Median	\$2,681	
Lowest	\$2,681	

LOCATION OF TRAINING-RELATED EMPLOYMENT

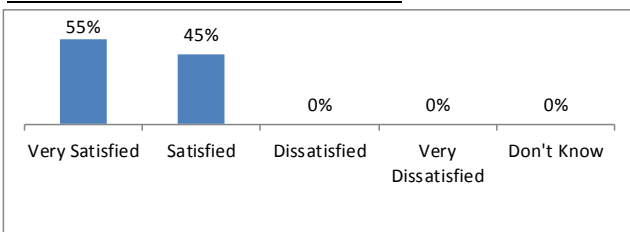
		n = 11
Regina	0%	0
Saskatoon	91%	10
Prince Albert	0%	0
Moose Jaw	0%	0
Other Saskatchewan location	9%	1
Outside Saskatchewan	0%	0

Employed out-of-province (Training & Non-Training Related Employment)
n = 0

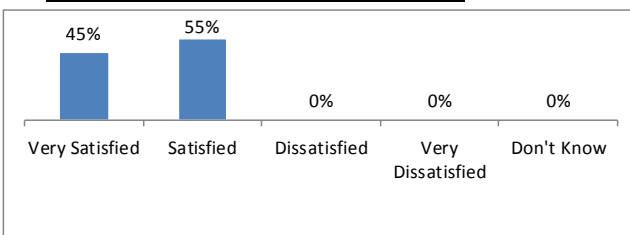
Reasons why employed outside Saskatchewan

More employment opportunities	0	n = 0
Better wages and benefits	0	
Personal reasons	0	

TRAINING PREPARED FOR EMPLOYMENT



OVERALL QUALITY OF TRAINING RECEIVED



NOT EMPLOYED

n = 0

Reason not currently employed

Returned for further education	0
Quit employment	0
No employment opportunities	0
Lack of experience	0
Laid off by employer	0
Personal Reasons	0

Actively looking for work

n = 0

Yes = 0 No = 0

Have worked since completing training

n = 0

Yes = 0 No = 0

Work was training related

n = 0

Yes = 0 No = 0

Scheduled to return to work in the future

n = 0

Yes = 0 No = 0

PURSuing FURTHER EDUCATION

Currently enrolled in further education

n = 11

Yes = 0 No = 11

Type of further education

Sask Polytech program	0	n = 0
University program	0	
Apprenticeship program	0	
Other Post-Secondary program	0	
Other program	0	

SAMPLE OF TRAINING-RELATED EMPLOYMENT

Care Aid

Notes:

n: Number of respondents to the question

Available to work: The employed and the not employed who are looking for work

**Continuing Care Assistant
Certificate**

Regina Campus

Graduates: 22

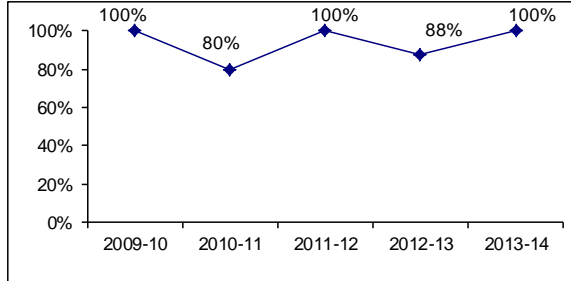
Respondents: 14
3413

Response Rate: 64%

National Occupation Classification Code

EMPLOYMENT STATUS	(% available to work)	
Available to work	14	
Employed	14	100%
Full-time	7	50%
Part-time/casual	7	50%
Employed part-time/casual by choice	4	29%
Training-related employed	14	100%
Full-time training-related employed	7	50%
Part-time/Casual training-related employed	7	50%
Self-employed	2	14%
Unemployed (not working, but looking for work)	0	0%
Not Available to work (not working, and not looking for work)	0	

TREND OF TRAINING-RELATED EMPLOYMENT



FULL-TIME TRAINING-RELATED MONTHLY SALARY

Highest	\$3,132	
Average	\$3,004	n = 7
Median	\$3,132	
Lowest	\$2,250	

LOCATION OF TRAINING-RELATED EMPLOYMENT

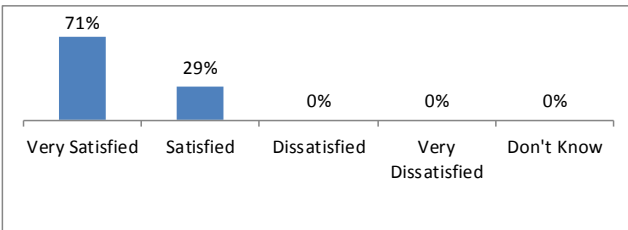
Location	Percentage	Count	n = 14
Regina	79%	11	
Saskatoon	0%	0	
Prince Albert	0%	0	
Moose Jaw	14%	2	
Other Saskatchewan location	0%	0	
Outside Saskatchewan	7%	1	

Employed out-of-province (Training & Non-Training Related Employment)
n = 1 By choice 1

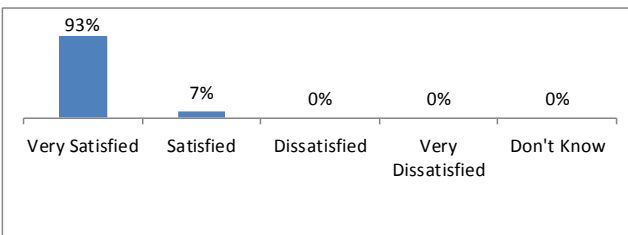
Reasons why employed outside Saskatchewan

More employment opportunities	0	n = 1
Better wages and benefits	0	
Personal reasons	1	

TRAINING PREPARED FOR EMPLOYMENT



OVERALL QUALITY OF TRAINING RECEIVED



NOT EMPLOYED

Reason not currently employed	n = 0
Returned for further education	0
Quit employment	0
No employment opportunities	0
Lack of experience	0
Laid off by employer	0
Personal Reasons	0

Actively looking for work

Yes = 0 No = 0 n = 0

Have worked since completing training

Yes = 0 No = 0 n = 0

Work was training related

Yes = 0 No = 0 n = 0

Scheduled to return to work in the future

Yes = 0 No = 0 n = 0

PURSuing FURTHER EDUCATION

Currently enrolled in further education

Yes = 5 No = 9 n = 14

Type of further education

Sask Polytech program	2	n = 5
University program	0	
Apprenticeship program	0	
Other Post-Secondary program	0	
Other program	3	

SAMPLE OF TRAINING-RELATED EMPLOYMENT

Continuing Care Assistant

Notes:

n: Number of respondents to the question

Available to work: The employed and the not employed who are looking for work

**Continuing Care Assistant
Certificate**

Prince Albert Campus

Graduates: 19

Respondents: 11

Response Rate: 58%

National Occupation Classification Code

3413

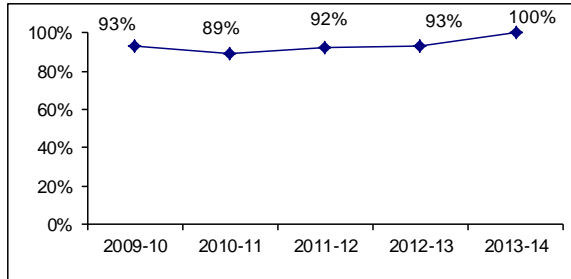
Base

EMPLOYMENT STATUS

(% available to work)

Available to work	11	
Employed	11	100%
Full-time	6	55%
Part-time/casual	5	45%
Employed part-time/casual by choice	4	36%
Training-related employed	11	100%
Full-time training-related employed	6	55%
Part-time/Casual training-related employed	5	45%
Self-employed	1	9%
Unemployed (not working, but looking for work)	0	0%
Not Available to work (not working, and not looking for work)	0	

TREND OF TRAINING-RELATED EMPLOYMENT



FULL-TIME TRAINING-RELATED MONTHLY SALARY

Highest	\$3,150	
Average	\$2,804	n = 6
Median	\$2,870	
Lowest	\$2,400	

LOCATION OF TRAINING-RELATED EMPLOYMENT

n = 11

Regina	9%	1
Saskatoon	9%	1
Prince Albert	55%	6
Moose Jaw	0%	0
Other Saskatchewan location	27%	3
Outside Saskatchewan	0%	0

Employed out-of-province (Training & Non-Training Related Employment)

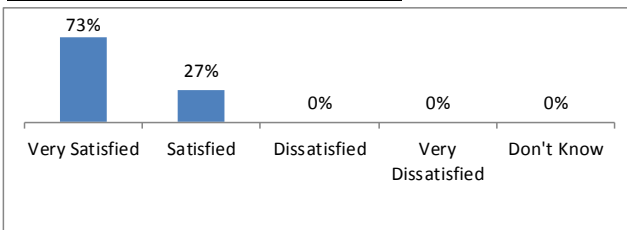
n = 0 By choice 0

Reasons why employed outside Saskatchewan

More employment opportunities	0	n = 0
Better wages and benefits	0	
Personal reasons	0	

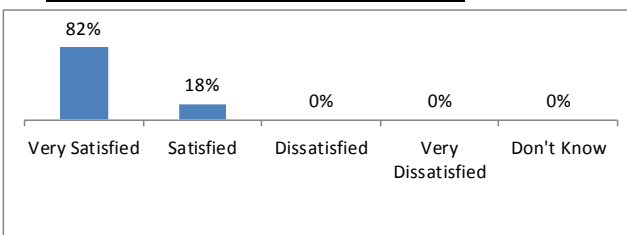
TRAINING PREPARED FOR EMPLOYMENT

n = 11



OVERALL QUALITY OF TRAINING RECEIVED

n = 11



NOT EMPLOYED

n = 0

Reason not currently employed

n = 0

Returned for further education	0
Quit employment	0
No employment opportunities	0
Lack of experience	0
Laid off by employer	0
Personal Reasons	0

Actively looking for work

n = 0

Yes = 0 No = 0

Have worked since completing training

Yes = 0 No = 0 n = 0

Work was training related

Yes = 0 No = 0 n = 0

Scheduled to return to work in the future

Yes = 0 No = 0 n = 0

PURSuing FURTHER EDUCATION

Currently enrolled in further education

Yes = 2 No = 9 n = 11

Type of further education

n = 2

Sask Polytech program	1
University program	0
Apprenticeship program	0
Other Post-Secondary program	0
Other program	1

SAMPLE OF TRAINING-RELATED EMPLOYMENT

Continuing Care Assistant
Home Health Aide

Notes:

n: Number of respondents to the question

Available to work: The employed and the not employed who are looking for work

**Continuing Care Assistant
Certificate**

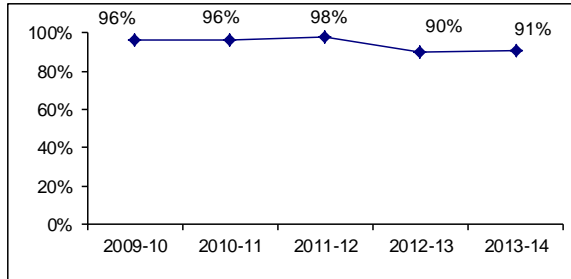
Graduates: 129
National Occupation Classification Code

Respondents: 65
3413

**Saskatoon Campus
Continuing Education
Response Rate:** 50%

EMPLOYMENT STATUS	(% available to work)
Available to work	64
Employed	62 97%
Full-time	21 33%
Part-time/casual	41 64%
Employed part-time/casual by choice	25 39%
Training-related employed	58 91%
Full-time training-related employed	18 28%
Part-time/Casual training-related employed	40 63%
Self-employed	5 8%
Unemployed (not working, but looking for work)	2 3%
Not Available to work (not working, and not looking for work)	1

TREND OF TRAINING-RELATED EMPLOYMENT



FULL-TIME TRAINING-RELATED MONTHLY SALARY

Highest	\$3,507
Average	\$3,286
Median	\$3,300
Lowest	\$3,000

n = 16

LOCATION OF TRAINING-RELATED EMPLOYMENT

Location	Percentage	Count
Regina	7%	4
Saskatoon	22%	13
Prince Albert	0%	0
Moose Jaw	2%	1
Other Saskatchewan location	69%	40
Outside Saskatchewan	0%	0

n = 58

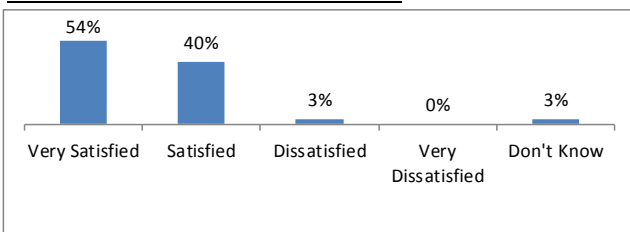
Employed out-of-province (Training & Non-Training Related Employment)

n = 0	By choice	0
-------	-----------	---

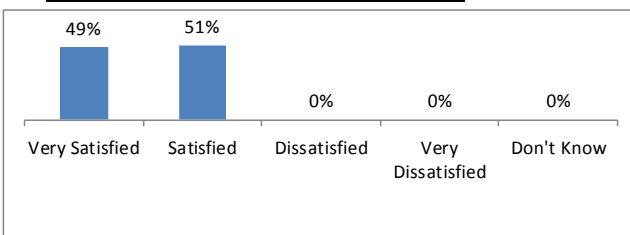
Reasons why employed outside Saskatchewan

More employment opportunities	0	n = 0
Better wages and benefits	0	
Personal reasons	0	

TRAINING PREPARED FOR EMPLOYMENT



OVERALL QUALITY OF TRAINING RECEIVED



NOT EMPLOYED

Reason not currently employed	n = 3
Returned for further education	1
Quit employment	0
No employment opportunities	2
Lack of experience	0
Laid off by employer	0
Personal Reasons	0

Actively looking for work

Yes = 2 No = 1 n = 3

Have worked since completing training

Yes = 3 No = 0 n = 3

Work was training related

Yes = 0 No = 3 n = 3

Scheduled to return to work in the future

Yes = 1 No = 2 n = 3

PURSuing FURTHER EDUCATION

Currently enrolled in further education

Yes = 10 No = 55 n = 65

Type of further education

Sask Polytech program	7	n = 10
University program	1	
Apprenticeship program	0	
Other Post-Secondary program	1	
Other program	1	

SAMPLE OF TRAINING-RELATED EMPLOYMENT

Continuing Care Assistant
Special Care Aid Support Worker
Special Care Aid

Notes:

n: Number of respondents to the question

Available to work: The employed and the not employed who are looking for work

**Continuing Care Assistant
Certificate**

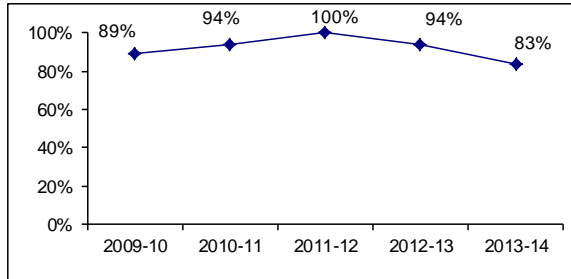
Graduates: 37
National Occupation Classification Code

Respondents: 25
3413

Regina Campus
Continuing Education
Response Rate: 68%

EMPLOYMENT STATUS	(% available to work)	
Available to work	24	
Employed	23	96%
Full-time	13	54%
Part-time/casual	10	42%
Employed part-time/casual by choice	5	21%
Training-related employed	20	83%
Full-time training-related employed	11	46%
Part-time/Casual training-related employed	9	38%
Self-employed	2	8%
Unemployed (not working, but looking for work)	1	4%
Not Available to work (not working, and not looking for work)	1	

TREND OF TRAINING-RELATED EMPLOYMENT



FULL-TIME TRAINING-RELATED MONTHLY SALARY

Highest	\$3,750	
Average	\$2,980	n = 8
Median	\$3,357	
Lowest	\$1,530	

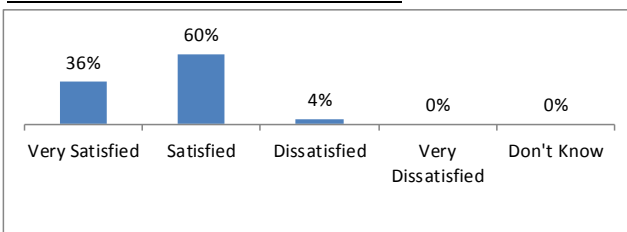
LOCATION OF TRAINING-RELATED EMPLOYMENT

Location	Percentage	Count	n = 20
Regina	35%	7	
Saskatoon	0%	0	
Prince Albert	0%	0	
Moose Jaw	0%	0	
Other Saskatchewan location	60%	12	
Outside Saskatchewan	5%	1	

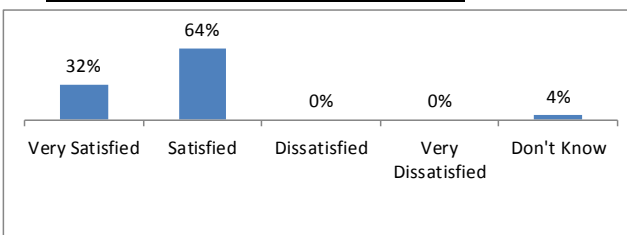
Employed out-of-province (Training & Non-Training Related Employment)

n = 1	By choice	1
Reasons why employed outside Saskatchewan		
More employment opportunities	0	n = 1
Better wages and benefits	0	
Personal reasons	1	

TRAINING PREPARED FOR EMPLOYMENT



OVERALL QUALITY OF TRAINING RECEIVED



NOT EMPLOYED

n = 2	
Reason not currently employed	n = 2
Returned for further education	1
Quit employment	0
No employment opportunities	0
Lack of experience	0
Laid off by employer	0
Personal Reasons	1

Actively looking for work

Yes = 1 No = 1 n = 2

Have worked since completing training

Yes = 1 No = 1 n = 2

Work was training related

Yes = 0 No = 1 n = 1

Scheduled to return to work in the future

Yes = 2 No = 0 n = 2

PURSuing FURTHER EDUCATION

Currently enrolled in further education

Yes = 2 No = 23 n = 25

Type of further education

Sask Polytech program	2	n = 2
University program	0	
Apprenticeship program	0	
Other Post-Secondary program	0	
Other program	0	

SAMPLE OF TRAINING-RELATED EMPLOYMENT

Continuing Care Aid
Continuing Care Assistant
Special Care Aid

Notes:

n: Number of respondents to the question

Available to work: The employed and the not employed who are looking for work

**Continuing Care Assistant
Certificate**

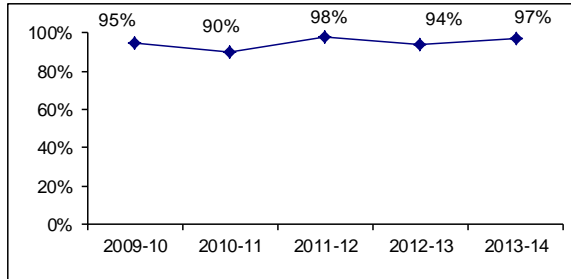
Graduates: 73
National Occupation Classification Code

Respondents: 36
3413

Prince Albert Campus
Continuing Education
Response Rate: 49%

EMPLOYMENT STATUS	(% available to work)	
Available to work	34	
Employed	34	100%
Full-time	13	38%
Part-time/casual	21	62%
Employed part-time/casual by choice	16	47%
Training-related employed	33	97%
Full-time training-related employed	13	38%
Part-time/Casual training-related employed	20	59%
Self-employed	0	0%
Unemployed (not working, but looking for work)	0	0%
Not Available to work (not working, and not looking for work)	2	

TREND OF TRAINING-RELATED EMPLOYMENT



FULL-TIME TRAINING-RELATED MONTHLY SALARY

Highest	\$3,450	
Average	\$3,273	n = 11
Median	\$3,242	
Lowest	\$3,132	

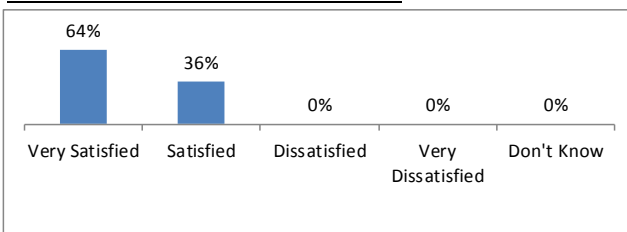
LOCATION OF TRAINING-RELATED EMPLOYMENT

Location	Percentage	Count	n = 33
Regina	0%	0	
Saskatoon	0%	0	
Prince Albert	15%	5	
Moose Jaw	0%	0	
Other Saskatchewan location	82%	27	
Outside Saskatchewan	3%	1	

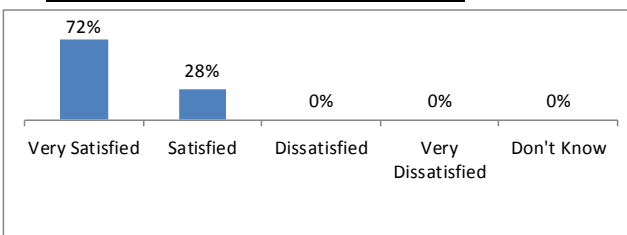
Employed out-of-province (Training & Non-Training Related Employment)

n = 1	By choice	1
Reasons why employed outside Saskatchewan		
More employment opportunities		0
Better wages and benefits		0
Personal reasons		0

TRAINING PREPARED FOR EMPLOYMENT



OVERALL QUALITY OF TRAINING RECEIVED



NOT EMPLOYED

Reason not currently employed	n = 2
Returned for further education	2
Quit employment	0
No employment opportunities	0
Lack of experience	0
Laid off by employer	0
Personal Reasons	0

Actively looking for work

Yes = 0 No = 2 n = 2

Have worked since completing training

Yes = 1 No = 1 n = 2

Work was training related

Yes = 1 No = 0 n = 1

Scheduled to return to work in the future

Yes = 1 No = 1 n = 2

PURSuing FURTHER EDUCATION

Currently enrolled in further education

Yes = 4 No = 32 n = 36

Type of further education

Sask Polytech program	1	n = 4
University program	1	
Apprenticeship program	1	
Other Post-Secondary program	0	
Other program	1	

SAMPLE OF TRAINING-RELATED EMPLOYMENT

Continuing Care Assistant
Home Health Aid
Youth Re- Integration Worker

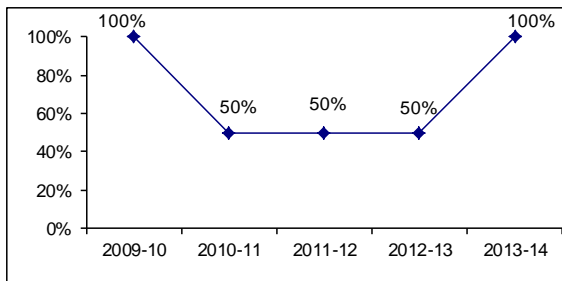
Notes:

n: Number of respondents to the question

Available to work: The employed and the not employed who are looking for work

EMPLOYMENT STATUS	(% available to work)
Available to work	4
Employed	4 100%
Full-time	3 75%
Part-time/casual	1 25%
Employed part-time/casual by choice	0 0%
Training-related employed	4 100%
Full-time training-related employed	3 75%
Part-time/Casual training-related employed	1 25%
Self-employed	0 0%
Unemployed (not working, but looking for work)	0 0%
Not Available to work (not working, and not looking for work)	0

TREND OF TRAINING-RELATED EMPLOYMENT



FULL-TIME TRAINING-RELATED MONTHLY SALARY

Highest	\$4,950	
Average	\$4,779	n = 3
Median	\$4,887	
Lowest	\$4,500	

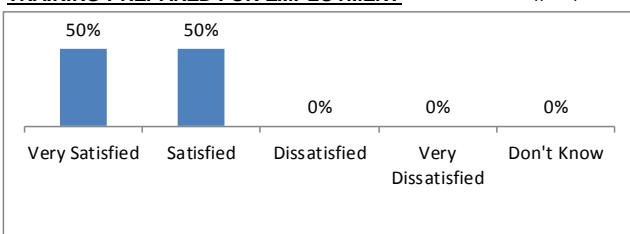
LOCATION OF TRAINING-RELATED EMPLOYMENT

Location	Percentage	Count	n = 4
Regina	75%	3	
Saskatoon	0%	0	
Prince Albert	0%	0	
Moose Jaw	0%	0	
Other Saskatchewan location	0%	0	
Outside Saskatchewan	25%	1	

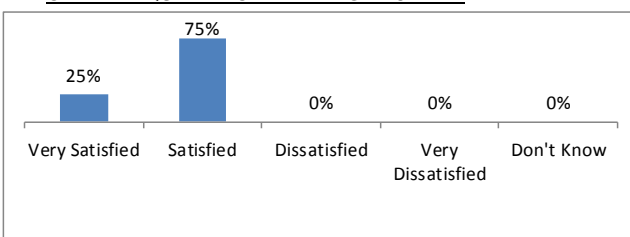
Employed out-of-province (Training & Non-Training Related Employment)

n = 1	By choice	1
Reasons why employed outside Saskatchewan		
More employment opportunities	1	n = 1
Better wages and benefits	0	
Personal reasons	0	

TRAINING PREPARED FOR EMPLOYMENT



OVERALL QUALITY OF TRAINING RECEIVED



NOT EMPLOYED

n = 0	
Reason not currently employed	n = 0
Returned for further education	0
Quit employment	0
No employment opportunities	0
Lack of experience	0
Laid off by employer	0
Personal Reasons	0

Actively looking for work

Yes = 0 No = 0 n = 0

Have worked since completing training

Yes = 0 No = 0 n = 0

Work was training related

Yes = 0 No = 0 n = 0

Scheduled to return to work in the future

Yes = 0 No = 0 n = 0

PURSuing FURTHER EDUCATION

Currently enrolled in further education

Yes = 1 No = 3 n = 4

Type of further education

Sask Polytech program	0	n = 1
University program	1	
Apprenticeship program	0	
Other Post-Secondary program	0	
Other program	0	

SAMPLE OF TRAINING-RELATED EMPLOYMENT

Cytotechnologist

Notes:

n: Number of respondents to the question

Available to work: The employed and the not employed who are looking for work

**Dental Assisting
Certificate**

Regina Campus

Graduates: 61

Respondents: 44

Response Rate:

Base

National Occupation Classification Code

3411

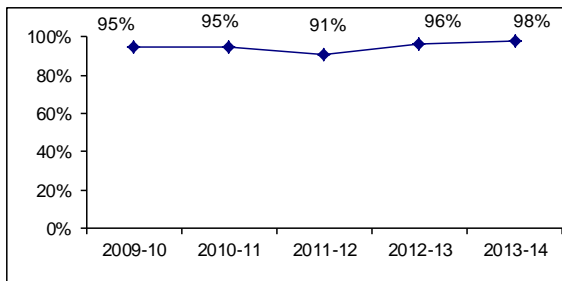
72%

EMPLOYMENT STATUS

(% available to work)

Available to work	41	
Employed	40	98%
Full-time	38	93%
Part-time/casual	2	5%
Employed part-time/casual by choice	1	2%
Training-related employed	40	98%
Full-time training-related employed	38	93%
Part-time/Casual training-related employed	2	5%
Self-employed	1	2%
Unemployed (not working, but looking for work)	1	2%
Not Available to work (not working, and not looking for work)	3	

TREND OF TRAINING-RELATED EMPLOYMENT



FULL-TIME TRAINING-RELATED MONTHLY SALARY

Highest	\$3,600	
Average	\$2,985	n = 36
Median	\$3,000	
Lowest	\$2,400	

LOCATION OF TRAINING-RELATED EMPLOYMENT

		n = 40
Regina	45%	18
Saskatoon	20%	8
Prince Albert	5%	2
Moose Jaw	8%	3
Other Saskatchewan location	20%	8
Outside Saskatchewan	3%	1

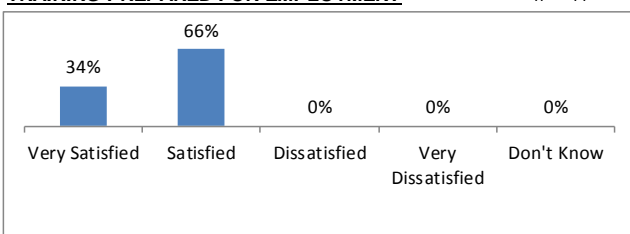
Employed out-of-province (Training & Non-Training Related Employment)

n = 1	By choice	1
-------	-----------	---

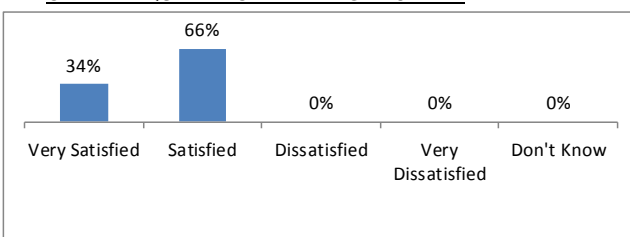
Reasons why employed outside Saskatchewan

More employment opportunities	0	n = 1
Better wages and benefits	0	
Personal reasons	1	

TRAINING PREPARED FOR EMPLOYMENT



OVERALL QUALITY OF TRAINING RECEIVED



NOT EMPLOYED

n = 4

Reason not currently employed	n = 4
Returned for further education	3
Quit employment	0
No employment opportunities	0
Lack of experience	0
Laid off by employer	0
Personal Reasons	1

Actively looking for work

n = 4

Yes = 1	No = 3
---------	--------

Have worked since completing training

n = 4

Yes = 3	No = 1
---------	--------

Work was training related

n = 3

Yes = 2	No = 1
---------	--------

Scheduled to return to work in the future

n = 4

Yes = 3	No = 1
---------	--------

PURSuing FURTHER EDUCATION

Currently enrolled in further education

n = 44

Yes = 5	No = 39
---------	---------

Type of further education

n = 5

Sask Polytech program	3
University program	0
Apprenticeship program	0
Other Post-Secondary program	0
Other program	2

SAMPLE OF TRAINING-RELATED EMPLOYMENT

- Certified Dental Assistant
- Dental Assistant
- Registered Dental Assistant

Notes:

n: Number of respondents to the question

Available to work: The employed and the not employed who are looking for work

**Dental Hygiene
Diploma**

Graduates: 19
National Occupation Classification Code

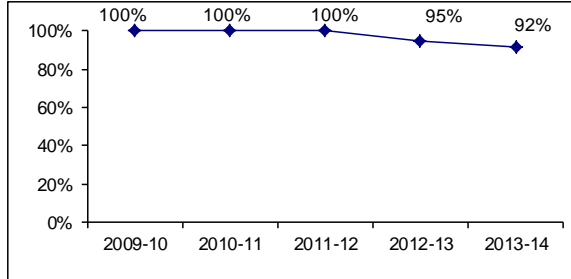
Respondents: 12
3222

Regina Campus

Base
Response Rate: 63%

<u>EMPLOYMENT STATUS</u>	(% available to work)	
Available to work	12	
Employed	11	92%
Full-time	7	58%
Part-time/casual	4	33%
Employed part-time/casual by choice	1	8%
Training-related employed	11	92%
Full-time training-related employed	7	58%
Part-time/Casual training-related employed	4	33%
Self-employed	0	0%
Unemployed (not working, but looking for work)	1	8%
Not Available to work (not working, and not looking for work)	0	

TREND OF TRAINING-RELATED EMPLOYMENT



FULL-TIME TRAINING-RELATED MONTHLY SALARY

Highest	\$5,700	
Average	\$5,325	n = 6
Median	\$5,250	
Lowest	\$5,250	

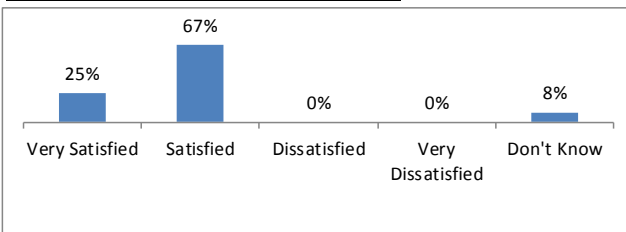
LOCATION OF TRAINING-RELATED EMPLOYMENT

Location	Percentage	Count	n = 11
Regina	45%	5	
Saskatoon	27%	3	
Prince Albert	0%	0	
Moose Jaw	0%	0	
Other Saskatchewan location	9%	1	
Outside Saskatchewan	18%	2	

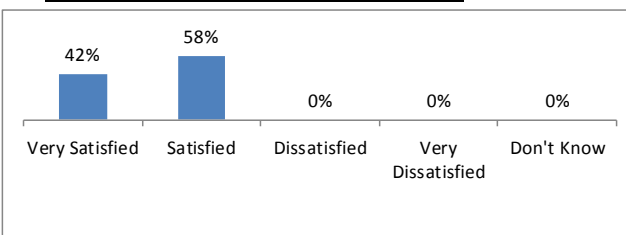
Employed out-of-province (Training & Non-Training Related Employment)
n = 2

By choice	2	
<u>Reasons why employed outside Saskatchewan</u>		
More employment opportunities	0	n = 1
Better wages and benefits	0	
Personal reasons	1	

TRAINING PREPARED FOR EMPLOYMENT n = 12



OVERALL QUALITY OF TRAINING RECEIVED n = 12



NOT EMPLOYED

Reason not currently employed	n = 1
Returned for further education	0
Quit employment	0
No employment opportunities	1
Lack of experience	0
Laid off by employer	0
Personal Reasons	0

Actively looking for work

Yes = 1 No = 0 n = 1

Have worked since completing training

Yes = 1 No = 0 n = 1

Work was training related

Yes = 1 No = 0 n = 1

Scheduled to return to work in the future

Yes = 0 No = 1 n = 1

PURSuing FURTHER EDUCATION

Currently enrolled in further education

Yes = 0 No = 12 n = 12

Type of further education

Siask Polytech program	0	n = 0
University program	0	
Apprenticeship program	0	
Other Post-Secondary program	0	
Other program	0	

SAMPLE OF TRAINING-RELATED EMPLOYMENT

Dental Hygienist

Notes:

n: Number of respondents to the question

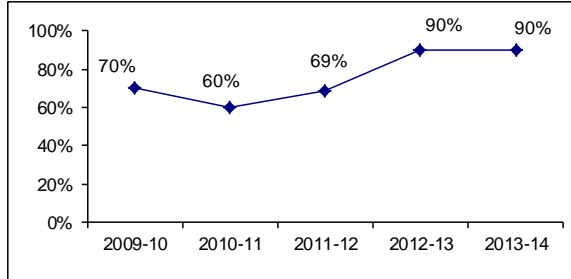
Available to work: The employed and the not employed who are looking for work

EMPLOYMENT STATUS

(% available to work)

Available to work	10	
Employed	10	100%
Full-time	10	100%
Part-time/casual	0	0%
Employed part-time/casual by choice	0	0%
Training-related employed	9	90%
Full-time training-related employed	9	90%
Part-time/Casual training-related employed	0	0%
Self-employed	0	0%
Unemployed (not working, but looking for work)	0	0%
Not Available to work (not working, and not looking for work)	0	

TREND OF TRAINING-RELATED EMPLOYMENT



FULL-TIME TRAINING-RELATED MONTHLY SALARY

Highest	\$4,032	
Average	\$3,833	n = 9
Median	\$3,870	
Lowest	\$3,675	

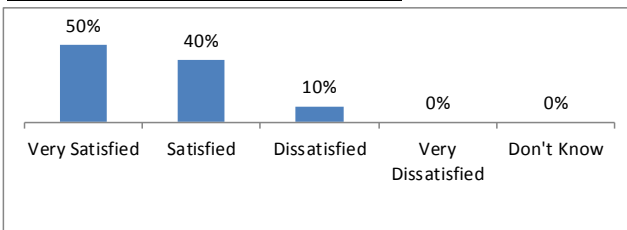
LOCATION OF TRAINING-RELATED EMPLOYMENT

		n = 9
Regina	56%	5
Saskatoon	11%	1
Prince Albert	0%	0
Moose Jaw	0%	0
Other Saskatchewan location	33%	3
Outside Saskatchewan	0%	0

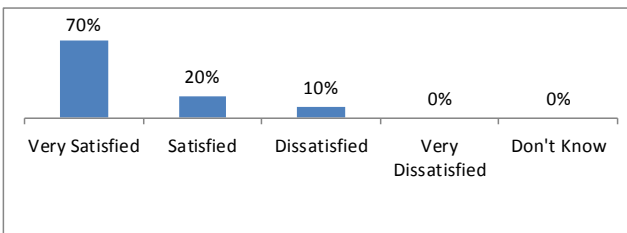
Employed out-of-province (Training & Non-Training Related Employment)
n = 0

By choice	0
Reasons why employed outside Saskatchewan	n = 0
More employment opportunities	0
Better wages and benefits	0
Personal reasons	0

TRAINING PREPARED FOR EMPLOYMENT n = 10



OVERALL QUALITY OF TRAINING RECEIVED n = 10



NOT EMPLOYED

Reason not currently employed	n = 0
Returned for further education	0
Quit employment	0
No employment opportunities	0
Lack of experience	0
Laid off by employer	0
Personal Reasons	0

Actively looking for work n = 0

Yes = 0 No = 0

Have worked since completing training n = 0

Yes = 0 No = 0

Work was training related n = 0

Yes = 0 No = 0

Scheduled to return to work in the future n = 0

Yes = 0 No = 0

PURSuing FURTHER EDUCATION

Currently enrolled in further education n = 10

Yes = 1 No = 9

Type of further education n = 1

Sask Polytech program	0
University program	1
Apprenticeship program	0
Other Post-Secondary program	0
Other program	0

SAMPLE OF TRAINING-RELATED EMPLOYMENT

- Health Information Practitioner
- Health Information Professional
- Health Information Management Practitioner

Notes:

n: Number of respondents to the question

Available to work: The employed and the not employed who are looking for work

Health Information Management

Diploma

Graduates: 8

National Occupation Classification Code

Respondents: 6

1252

Regina Campus

Continuing Education

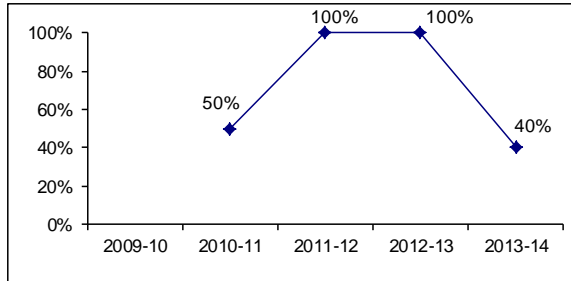
Response Rate: 75%

EMPLOYMENT STATUS

(% available to work)

Available to work	5	
Employed	4	80%
Full-time	4	80%
Part-time/casual	0	0%
Employed part-time/casual by choice	0	0%
Training-related employed	2	40%
Full-time training-related employed	2	40%
Part-time/Casual training-related employed	0	0%
Self-employed	0	0%
Unemployed (not working, but looking for work)	1	20%
Not Available to work (not working, and not looking for work)	1	

TREND OF TRAINING-RELATED EMPLOYMENT



FULL-TIME TRAINING-RELATED MONTHLY SALARY

Highest	\$3,872	
Average	\$3,872	n = 2
Median	\$3,872	
Lowest	\$3,872	

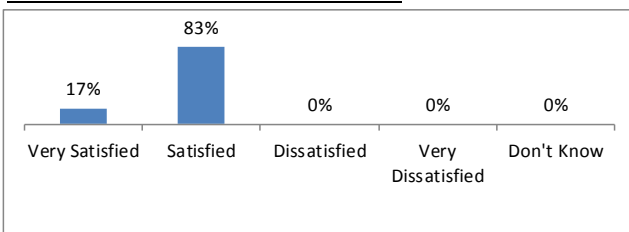
LOCATION OF TRAINING-RELATED EMPLOYMENT

		n = 2
Regina	0%	0
Saskatoon	50%	1
Prince Albert	0%	0
Moose Jaw	0%	0
Other Saskatchewan location	50%	1
Outside Saskatchewan	0%	0

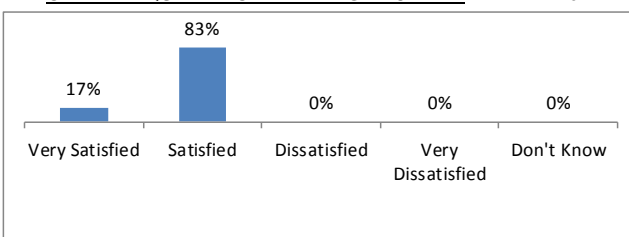
Employed out-of-province (Training & Non-Training Related Employment)

n = 1	By choice	1
Reasons why employed outside Saskatchewan		
More employment opportunities		0
Better wages and benefits		0
Personal reasons		0

TRAINING PREPARED FOR EMPLOYMENT



OVERALL QUALITY OF TRAINING RECEIVED



NOT EMPLOYED

n = 2	
Reason not currently employed	n = 2
Returned for further education	0
Quit employment	0
No employment opportunities	0
Lack of experience	1
Laid off by employer	0
Personal Reasons	1

Actively looking for work

Yes = 1 No = 1 n = 2

Have worked since completing training

Yes = 1 No = 1 n = 2

Work was training related

Yes = 0 No = 1 n = 1

Scheduled to return to work in the future

Yes = 2 No = 0 n = 2

PURSuing FURTHER EDUCATION

Currently enrolled in further education
Yes = 1 No = 5 n = 6

Type of further education n = 1

Sask Polytech program	0
University program	1
Apprenticeship program	0
Other Post-Secondary program	0
Other program	0

SAMPLE OF TRAINING-RELATED EMPLOYMENT

Health Information Management Practitioner

Notes:

n: Number of respondents to the question

Available to work: The employed and the not employed who are looking for work

**Medical Laboratory Assistant
Applied Certificate**

Saskatoon Campus

Graduates: 9

Respondents: 4
3212

Response Rate: 44%

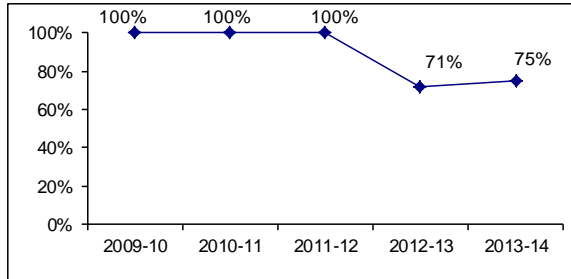
National Occupation Classification Code

EMPLOYMENT STATUS

(% available to work)

Available to work	4	
Employed		100%
Full-time	3	75%
Part-time/casual	1	25%
Employed part-time/casual by choice	1	25%
Training-related employed	3	75%
Full-time training-related employed	3	75%
Part-time/Casual training-related employed	0	0%
Self-employed	0	0%
Unemployed (not working, but looking for work)	0	0%
Not Available to work (not working, and not looking for work)	0	

TREND OF TRAINING-RELATED EMPLOYMENT



FULL-TIME TRAINING-RELATED MONTHLY SALARY

Highest	\$3,300	
Average	\$3,048	n = 3
Median	\$3,092	
Lowest	\$2,753	

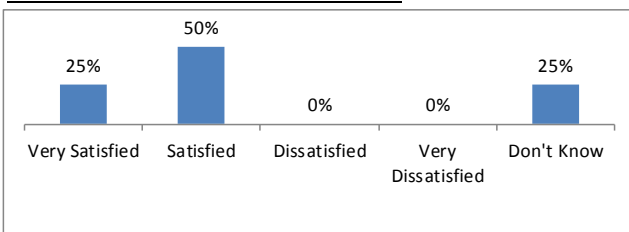
LOCATION OF TRAINING-RELATED EMPLOYMENT

		n = 3
Regina	33%	1
Saskatoon	67%	2
Prince Albert	0%	0
Moose Jaw	0%	0
Other Saskatchewan location	0%	0
Outside Saskatchewan	0%	0

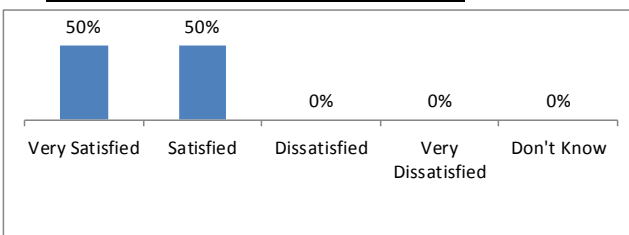
Employed out-of-province (Training & Non-Training Related Employment)

n = 0	By choice	0
Reasons why employed outside Saskatchewan		
More employment opportunities		n = 0
Better wages and benefits		0
Personal reasons		0

TRAINING PREPARED FOR EMPLOYMENT



OVERALL QUALITY OF TRAINING RECEIVED



NOT EMPLOYED

n = 0	
Reason not currently employed	n = 0
Returned for further education	0
Quit employment	0
No employment opportunities	0
Lack of experience	0
Laid off by employer	0
Personal Reasons	0

Actively looking for work

Yes = 0 No = 0 n = 0

Have worked since completing training

Yes = 0 No = 0 n = 0

Work was training related

Yes = 0 No = 0 n = 0

Scheduled to return to work in the future

Yes = 0 No = 0 n = 0

PURSuing FURTHER EDUCATION

Currently enrolled in further education

Yes = 1 No = 3 n = 4

Type of further education

	n = 1
Sask Polytech program	0
University program	0
Apprenticeship program	0
Other Post-Secondary program	0
Other program	1

SAMPLE OF TRAINING-RELATED EMPLOYMENT

Medical Laboratory Assistant

Notes:

n: Number of respondents to the question

Available to work: The employed and the not employed who are looking for work

**Medical Laboratory Technology
Diploma**

Saskatoon Campus

Graduates: 14

Respondents: 9
3211

Response Rate: 64%

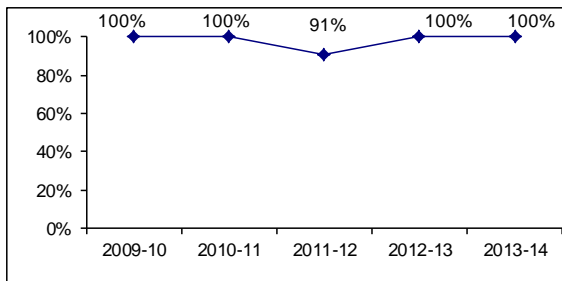
National Occupation Classification Code

EMPLOYMENT STATUS

(% available to work)

Available to work	9	
Employed	9	100%
Full-time	8	89%
Part-time/casual	1	11%
Employed part-time/casual by choice	0	0%
Training-related employed	9	100%
Full-time training-related employed	8	89%
Part-time/Casual training-related employed	1	11%
Self-employed	0	0%
Unemployed (not working, but looking for work)	0	0%
Not Available to work (not working, and not looking for work)	0	

TREND OF TRAINING-RELATED EMPLOYMENT



FULL-TIME TRAINING-RELATED MONTHLY SALARY

Highest	\$4,956	
Average	\$4,631	n = 7
Median	\$4,950	
Lowest	\$3,000	

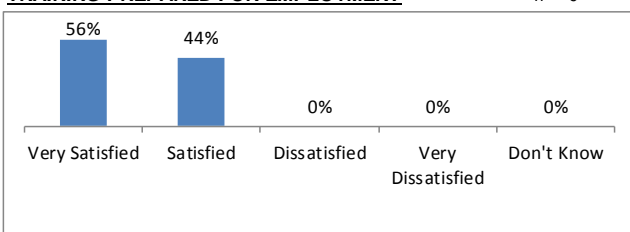
LOCATION OF TRAINING-RELATED EMPLOYMENT

		n = 9
Regina	11%	1
Saskatoon	56%	5
Prince Albert	11%	1
Moose Jaw	0%	0
Other Saskatchewan location	22%	2
Outside Saskatchewan	0%	0

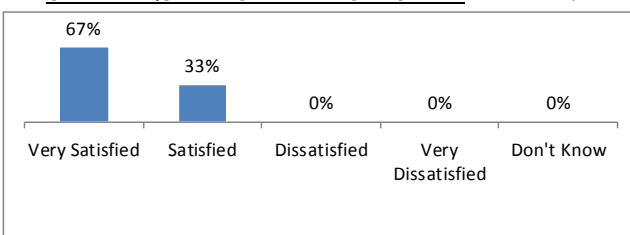
Employed out-of-province (Training & Non-Training Related Employment)

n = 0	By choice	0
Reasons why employed outside Saskatchewan		
More employment opportunities		0
Better wages and benefits		0
Personal reasons		0

TRAINING PREPARED FOR EMPLOYMENT



OVERALL QUALITY OF TRAINING RECEIVED



NOT EMPLOYED

n = 0	
Reason not currently employed	n = 0
Returned for further education	0
Quit employment	0
No employment opportunities	0
Lack of experience	0
Laid off by employer	0
Personal Reasons	0

Actively looking for work

Yes = 0 No = 0 n = 0

Have worked since completing training

Yes = 0 No = 0 n = 0

Work was training related

Yes = 0 No = 0 n = 0

Scheduled to return to work in the future

Yes = 0 No = 0 n = 0

PURSuing FURTHER EDUCATION

Currently enrolled in further education
Yes = 0 No = 9 n = 9

Type of further education n = 0

Sask Polytech program	0
University program	0
Apprenticeship program	0
Other Post-Secondary program	0
Other program	0

SAMPLE OF TRAINING-RELATED EMPLOYMENT

Medical Laboratory Technologist

Notes:

n: Number of respondents to the question

Available to work: The employed and the not employed who are looking for work

Medical Radiologic Technology

Saskatoon Campus

Diploma

Base

Graduates: 18

Respondents: 10

Response Rate: 56%

National Occupation Classification Code

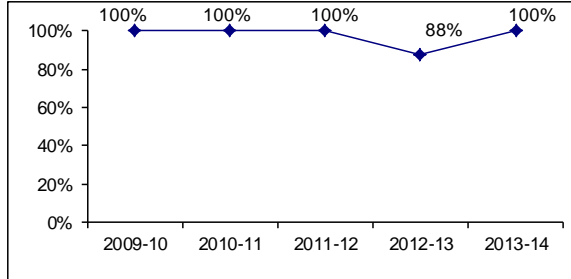
3215

EMPLOYMENT STATUS

(% available to work)

Available to work	10	
Employed	10	100%
Full-time	2	20%
Part-time/casual	8	80%
Employed part-time/casual by choice	1	10%
Training-related employed	10	100%
Full-time training-related employed	2	20%
Part-time/Casual training-related employed	8	80%
Self-employed	0	0%
Unemployed (not working, but looking for work)	0	0%
Not Available to work (not working, and not looking for work)	0	

TREND OF TRAINING-RELATED EMPLOYMENT



FULL-TIME TRAINING-RELATED MONTHLY SALARY

Highest	\$5,057	
Average	\$5,034	n = 2
Median	\$5,034	
Lowest	\$5,012	

LOCATION OF TRAINING-RELATED EMPLOYMENT

n = 10

Regina	20%	2
Saskatoon	60%	6
Prince Albert	0%	0
Moose Jaw	0%	0
Other Saskatchewan location	20%	2
Outside Saskatchewan	0%	0

Employed out-of-province (Training & Non-Training Related Employment)

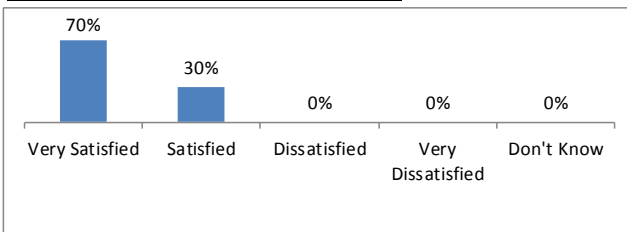
n = 0 By choice 0

Reasons why employed outside Saskatchewan

More employment opportunities	0	n = 0
Better wages and benefits	0	
Personal reasons	0	

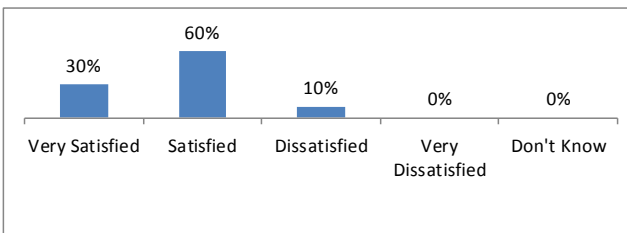
TRAINING PREPARED FOR EMPLOYMENT

n = 10



OVERALL QUALITY OF TRAINING RECEIVED

n = 10



NOT EMPLOYED

n = 0

Reason not currently employed

n = 0

Returned for further education	0
Quit employment	0
No employment opportunities	0
Lack of experience	0
Laid off by employer	0
Personal Reasons	0

Actively looking for work

n = 0

Yes = 0 No = 0

Have worked since completing training

Yes = 0 No = 0 n = 0

Work was training related

Yes = 0 No = 0 n = 0

Scheduled to return to work in the future

Yes = 0 No = 0 n = 0

PURSuing FURTHER EDUCATION

Currently enrolled in further education

Yes = 6 No = 4 n = 10

Type of further education

n = 6

Sask Polytech program	0
University program	0
Apprenticeship program	0
Other Post-Secondary program	0
Other program	6

SAMPLE OF TRAINING-RELATED EMPLOYMENT

Medical Radiologic Technologist

X-Ray Technologist

Notes:

n: Number of respondents to the question

Available to work: The employed and the not employed who are looking for work

**Pharmacy Technician
Certificate**

Saskatoon Campus

Graduates: 13

Respondents: 11
3219

Response Rate: 85%

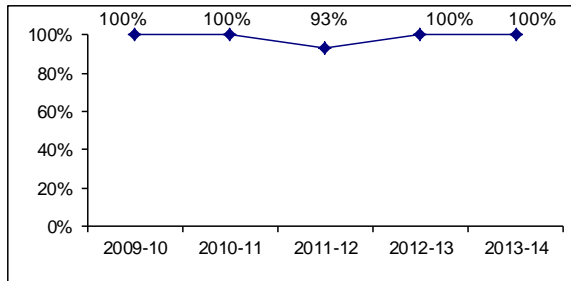
National Occupation Classification Code

EMPLOYMENT STATUS

(% available to work)

Available to work	10	
Employed	10	100%
Full-time	6	60%
Part-time/casual	4	40%
Employed part-time/casual by choice	0	0%
Training-related employed	10	100%
Full-time training-related employed	6	60%
Part-time/Casual training-related employed	4	40%
Self-employed	0	0%
Unemployed (not working, but looking for work)	0	0%
Not Available to work (not working, and not looking for work)	1	

TREND OF TRAINING-RELATED EMPLOYMENT



FULL-TIME TRAINING-RELATED MONTHLY SALARY

Highest	\$4,000	
Average	\$3,310	n = 6
Median	\$3,767	
Lowest	\$2,250	

LOCATION OF TRAINING-RELATED EMPLOYMENT

n = 10

Regina	20%	2
Saskatoon	40%	4
Prince Albert	0%	0
Moose Jaw	0%	0
Other Saskatchewan location	30%	3
Outside Saskatchewan	10%	1

Employed out-of-province (Training & Non-Training Related Employment)

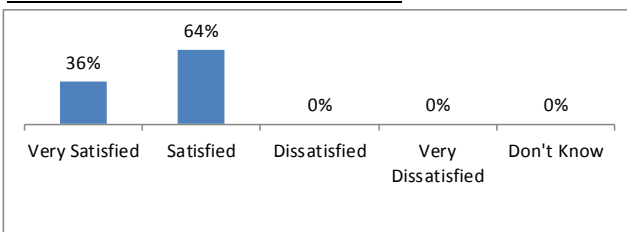
n = 1 By choice 1

Reasons why employed outside Saskatchewan

More employment opportunities	0	n = 0
Better wages and benefits	0	
Personal reasons	0	

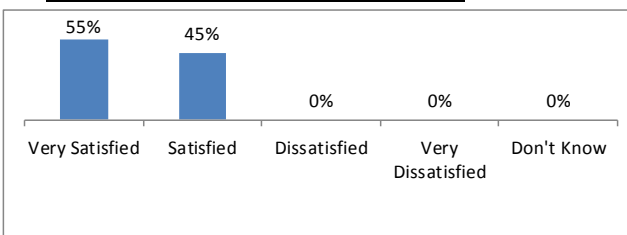
TRAINING PREPARED FOR EMPLOYMENT

n = 11



OVERALL QUALITY OF TRAINING RECEIVED

n = 11



NOT EMPLOYED

n = 1

Reason not currently employed

n = 1

Returned for further education	0
Quit employment	1
No employment opportunities	0
Lack of experience	0
Laid off by employer	0
Personal Reasons	0

Actively looking for work

n = 1

Yes = 0 No = 1

Have worked since completing training

Yes = 1 No = 0 n = 1

Work was training related

Yes = 1 No = 0 n = 1

Scheduled to return to work in the future

Yes = 0 No = 1 n = 1

PURSuing FURTHER EDUCATION

Currently enrolled in further education

Yes = 0 No = 11 n = 11

Type of further education

n = 0

Sask Polytech program	0
University program	0
Apprenticeship program	0
Other Post-Secondary program	0
Other program	0

SAMPLE OF TRAINING-RELATED EMPLOYMENT

Pharmacy Assistant
Pharmacy Technician

Notes:

n: Number of respondents to the question

Available to work: The employed and the not employed who are looking for work

**Primary Care Paramedic
Certificate**

Saskatoon Campus

Graduates: 45

Respondents: 23
3234

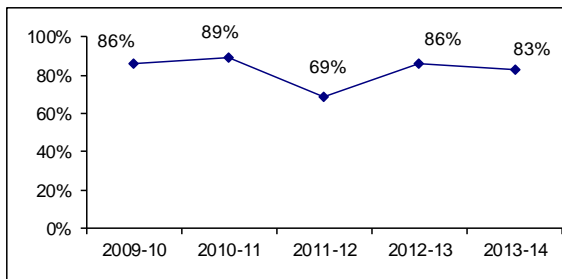
Response Rate: 51%

Base

National Occupation Classification Code

EMPLOYMENT STATUS	(% available to work)	
Available to work	23	
Employed	22	96%
Full-time	9	39%
Part-time/casual	13	57%
Employed part-time/casual by choice	6	26%
Training-related employed	19	83%
Full-time training-related employed	8	35%
Part-time/Casual training-related employed	11	48%
Self-employed	0	0%
Unemployed (not working, but looking for work)	1	4%
Not Available to work (not working, and not looking for work)	0	

TREND OF TRAINING-RELATED EMPLOYMENT



FULL-TIME TRAINING-RELATED MONTHLY SALARY

Highest	\$3,900	
Average	\$3,700	n = 7
Median	\$3,776	
Lowest	\$3,000	

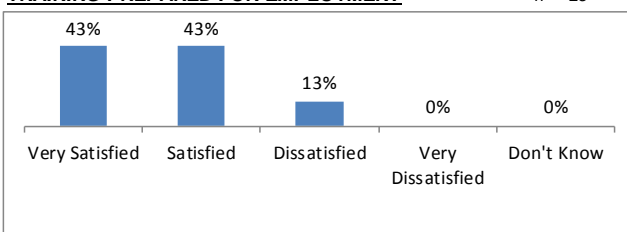
LOCATION OF TRAINING-RELATED EMPLOYMENT

Location	Percentage	Count	n = 19
Regina	0%	0	
Saskatoon	21%	4	
Prince Albert	5%	1	
Moose Jaw	5%	1	
Other Saskatchewan location	63%	12	
Outside Saskatchewan	5%	1	

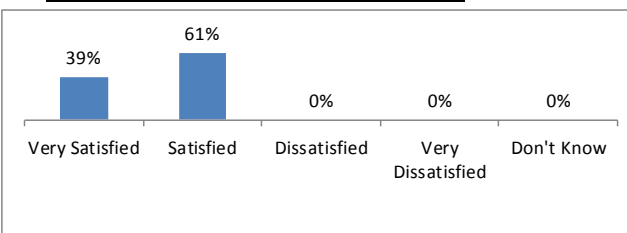
Employed out-of-province (Training & Non-Training Related Employment)
n = 1

By choice	0
Reasons why employed outside Saskatchewan	n = 0
More employment opportunities	0
Better wages and benefits	0
Personal reasons	0

TRAINING PREPARED FOR EMPLOYMENT n = 23



OVERALL QUALITY OF TRAINING RECEIVED n = 23



NOT EMPLOYED n = 1

Reason not currently employed	n = 1
Returned for further education	0
Quit employment	0
No employment opportunities	0
Lack of experience	0
Laid off by employer	0
Personal Reasons	1

Actively looking for work n = 1

Yes = 1 No = 0

Have worked since completing training n = 1

Yes = 1 No = 0

Work was training related n = 1

Yes = 0 No = 1

Scheduled to return to work in the future n = 1

Yes = 1 No = 0

PURSuing FURTHER EDUCATION

Currently enrolled in further education
Yes = 0 No = 23 n = 23

Type of further education n = 0

Sask Polytech program	0
University program	0
Apprenticeship program	0
Other Post-Secondary program	0
Other program	0

SAMPLE OF TRAINING-RELATED EMPLOYMENT

Primary Care Paramedic

Notes:

n: Number of respondents to the question

Available to work: The employed and the not employed who are looking for work

**Primary Care Paramedic
Certificate**

Regina Campus

Graduates: 41

Respondents: 29
3234

Response Rate: 71%

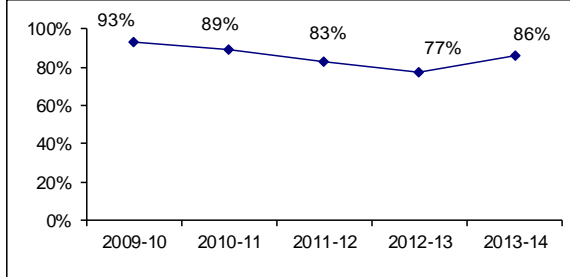
National Occupation Classification Code

EMPLOYMENT STATUS

(% available to work)

Available to work	29	100%
Employed	29	100%
Full-time	22	76%
Part-time/casual	7	24%
Employed part-time/casual by choice	2	7%
Training-related employed	25	86%
Full-time training-related employed	19	66%
Part-time/Casual training-related employed	6	21%
Self-employed	0	0%
Unemployed (not working, but looking for work)	0	0%
Not Available to work (not working, and not looking for work)	0	0%

TREND OF TRAINING-RELATED EMPLOYMENT



FULL-TIME TRAINING-RELATED MONTHLY SALARY

Highest	\$5,775	
Average	\$3,976	n = 17
Median	\$3,900	
Lowest	\$3,500	

LOCATION OF TRAINING-RELATED EMPLOYMENT

n = 25

Regina	36%	9
Saskatoon	4%	1
Prince Albert	0%	0
Moose Jaw	0%	0
Other Saskatchewan location	60%	15
Outside Saskatchewan	0%	0

Employed out-of-province (Training & Non-Training Related Employment)

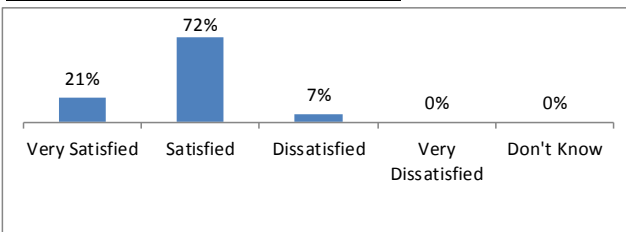
n = 0 By choice 0

Reasons why employed outside Saskatchewan

More employment opportunities	0	n = 0
Better wages and benefits	0	
Personal reasons	0	

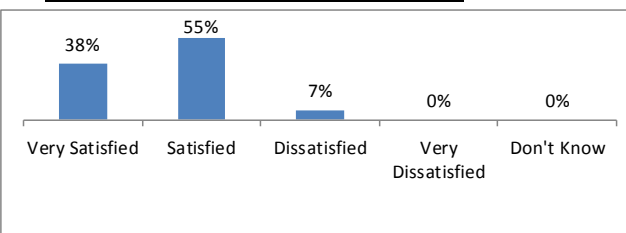
TRAINING PREPARED FOR EMPLOYMENT

n = 29



OVERALL QUALITY OF TRAINING RECEIVED

n = 29



NOT EMPLOYED

n = 0

Reason not currently employed

n = 0

Returned for further education	0
Quit employment	0
No employment opportunities	0
Lack of experience	0
Laid off by employer	0
Personal Reasons	0

Actively looking for work

n = 0

Yes = 0 No = 0

Have worked since completing training

Yes = 0 No = 0 n = 0

Work was training related

Yes = 0 No = 0 n = 0

Scheduled to return to work in the future

Yes = 0 No = 0 n = 0

PURSuing FURTHER EDUCATION

Currently enrolled in further education

Yes = 1 No = 28 n = 29

Type of further education

n = 1

Sask Polytech program	1
University program	0
Apprenticeship program	0
Other Post-Secondary program	0
Other program	0

SAMPLE OF TRAINING-RELATED EMPLOYMENT

- Emergency Medical Technician
- Fire Fighter
- Fired fighter / Primary Care Paramedic
- Primary Care Paramedic

Notes:

n: Number of respondents to the question

Available to work: The employed and the not employed who are looking for work

**Primary Care Paramedic
Certificate**

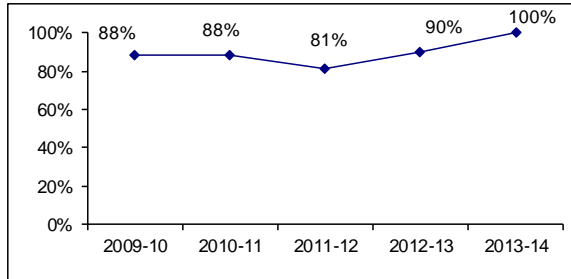
Graduates: 12
National Occupation Classification Code

Respondents: 7
3234

**Regina Campus
Continuing Education**
Response Rate: 58%

EMPLOYMENT STATUS	(% available to work)
Available to work	7
Employed	7 100%
Full-time	7 100%
Part-time/casual	0 0%
Employed part-time/casual by choice	0 0%
Training-related employed	7 100%
Full-time training-related employed	7 100%
Part-time/Casual training-related employed	0 0%
Self-employed	1 14%
Unemployed (not working, but looking for work)	0 0%
Not Available to work (not working, and not looking for work)	0

TREND OF TRAINING-RELATED EMPLOYMENT



FULL-TIME TRAINING-RELATED MONTHLY SALARY

Highest	\$4,000	
Average	\$3,612	n = 7
Median	\$3,776	
Lowest	\$2,250	

LOCATION OF TRAINING-RELATED EMPLOYMENT

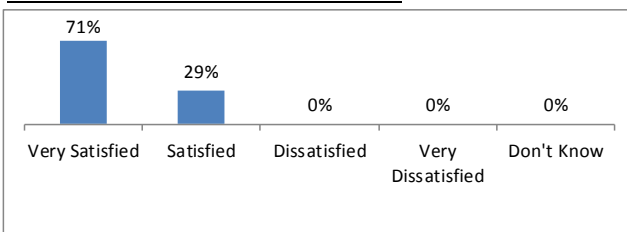
Location	Percentage	Count	n = 7
Regina	0%	0	
Saskatoon	14%	1	
Prince Albert	0%	0	
Moose Jaw	0%	0	
Other Saskatchewan location	86%	6	
Outside Saskatchewan	0%	0	

Employed out-of-province (Training & Non-Training Related Employment)
n = 0

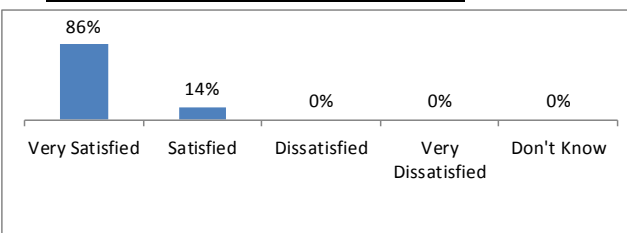
Reasons why employed outside Saskatchewan

More employment opportunities	0	n = 0
Better wages and benefits	0	
Personal reasons	0	

TRAINING PREPARED FOR EMPLOYMENT



OVERALL QUALITY OF TRAINING RECEIVED



NOT EMPLOYED

Reason not currently employed	n = 0
Returned for further education	0
Quit employment	0
No employment opportunities	0
Lack of experience	0
Laid off by employer	0
Personal Reasons	0

Actively looking for work

Yes = 0 No = 0 n = 0

Have worked since completing training

Yes = 0 No = 0 n = 0

Work was training related

Yes = 0 No = 0 n = 0

Scheduled to return to work in the future

Yes = 0 No = 0 n = 0

PURSuing FURTHER EDUCATION

Currently enrolled in further education

Yes = 0 No = 7 n = 7

Type of further education

Sask Polytech program	0	n = 0
University program	0	
Apprenticeship program	0	
Other Post-Secondary program	0	
Other program	0	

SAMPLE OF TRAINING-RELATED EMPLOYMENT

Paramedic and Firefighter
Primary Care Paramedic

Notes:

n: Number of respondents to the question

Available to work: The employed and the not employed who are looking for work

**Veterinary Technology
Diploma**

Saskatoon Campus

Graduates: 16

Respondents: 12
3213

Base Response Rate: 75%

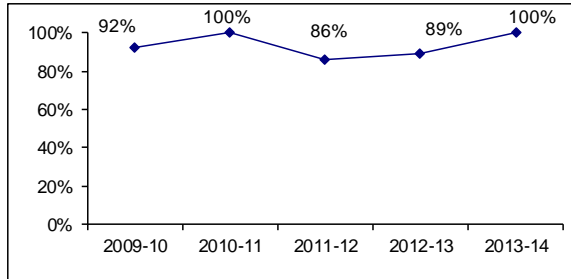
National Occupation Classification Code

EMPLOYMENT STATUS

(% available to work)

Available to work	12	100%
Employed	12	100%
Full-time	11	92%
Part-time/casual	1	8%
Employed part-time/casual by choice	1	8%
Training-related employed	12	100%
Full-time training-related employed	11	92%
Part-time/Casual training-related employed	1	8%
Self-employed	0	0%
Unemployed (not working, but looking for work)	0	0%
Not Available to work (not working, and not looking for work)	0	

TREND OF TRAINING-RELATED EMPLOYMENT



FULL-TIME TRAINING-RELATED MONTHLY SALARY

Highest	\$4,700	
Average	\$2,633	n = 11
Median	\$2,400	
Lowest	\$1,688	

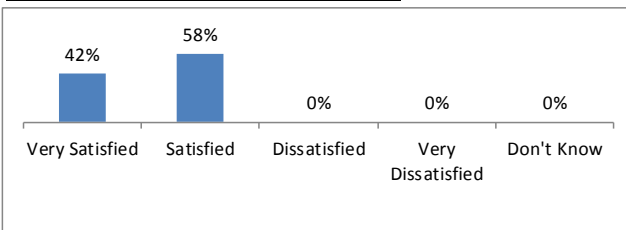
LOCATION OF TRAINING-RELATED EMPLOYMENT

		n = 12
Regina	0%	0
Saskatoon	42%	5
Prince Albert	0%	0
Moose Jaw	8%	1
Other Saskatchewan location	25%	3
Outside Saskatchewan	25%	3

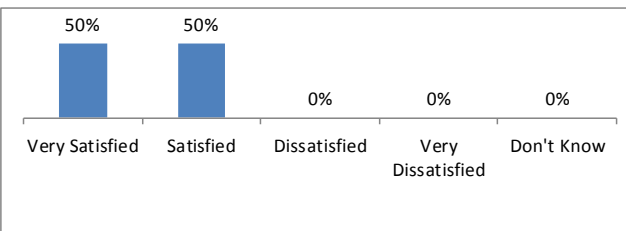
Employed out-of-province (Training & Non-Training Related Employment)

n = 3	By choice	3
Reasons why employed outside Saskatchewan		
More employment opportunities		0
Better wages and benefits		1
Personal reasons		2

TRAINING PREPARED FOR EMPLOYMENT



OVERALL QUALITY OF TRAINING RECEIVED



NOT EMPLOYED

Reason not currently employed	n = 0
Returned for further education	0
Quit employment	0
No employment opportunities	0
Lack of experience	0
Laid off by employer	0
Personal Reasons	0

Actively looking for work

Yes = 0	No = 0	n = 0
---------	--------	-------

Have worked since completing training

Yes = 0	No = 0	n = 0
---------	--------	-------

Work was training related

Yes = 0	No = 0	n = 0
---------	--------	-------

Scheduled to return to work in the future

Yes = 0	No = 0	n = 0
---------	--------	-------

PURSuing FURTHER EDUCATION

Currently enrolled in further education		n = 12
Yes = 1	No = 11	

Type of further education

	n = 1
Sask Polytech program	0
University program	1
Apprenticeship program	0
Other Post-Secondary program	0
Other program	0

SAMPLE OF TRAINING-RELATED EMPLOYMENT

- Animal Health Technologist
- Registered Veterinarian Technologist
- Registered Veterinary Technician
- Veterinary Technologist

Notes:

n: Number of respondents to the question

Available to work: The employed and the not employed who are looking for work

Summary Page – Technology Division Overall

Technology

Overall

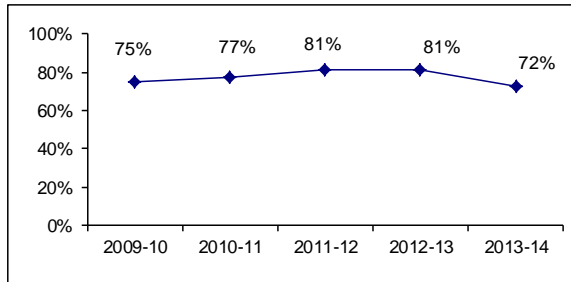
Graduates: 571

Respondents: 347

Response Rate: 61%

EMPLOYMENT STATUS	(% available to work)	
Available to work	321	
Employed	288	90%
Full-time	270	84%
Part-time/casual	18	6%
Employed part-time/casual by choice	8	2%
Training-related employed	232	72%
Full-time training-related employed	220	69%
Part-time/Casual training-related employed	12	4%
Self-employed	7	2%
Unemployed (not working, but looking for work)	33	10%
Not Available to work (not working, and not looking for work)	26	

TREND OF TRAINING-RELATED EMPLOYMENT



FULL-TIME TRAINING-RELATED MONTHLY SALARY

Highest	\$11,250	
Average	\$3,906	n = 213
Median	\$3,690	
Lowest	\$1,900	

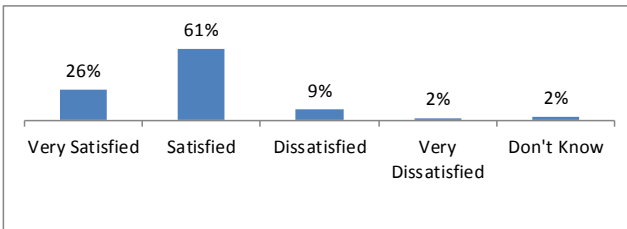
LOCATION OF TRAINING-RELATED EMPLOYMENT

Location	Percentage	Count	Total (n)
Regina	28%	64	232
Saskatoon	30%	69	
Prince Albert	4%	10	
Moose Jaw	3%	7	
Other Saskatchewan location	27%	63	
Outside Saskatchewan	8%	19	

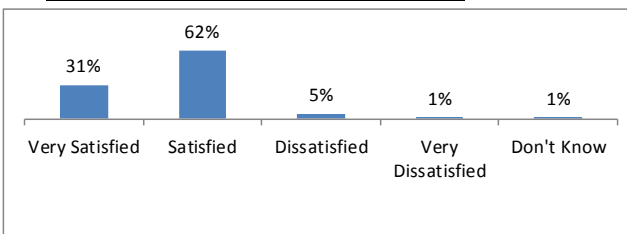
Employed out-of-province (Training & Non-Training Related Employment)

n = 23	By choice	18
Reasons why employed outside Saskatchewan		
More employment opportunities	3	n = 12
Better wages and benefits	3	
Personal reasons	6	

TRAINING PREPARED FOR EMPLOYMENT



OVERALL QUALITY OF TRAINING RECEIVED



Notes:

n: Number of respondents to the question

Available to work: The employed and the not employed who are looking for work

NOT EMPLOYED

Reason not currently employed	n = 59
Returned for further education	23
Quit employment	1
No employment opportunities	15
Lack of experience	11
Laid off by employer	6
Personal Reasons	3

Actively looking for work

n = 59

Yes = 33 No = 26

Have worked since completing training

Yes = 39 No = 20 n = 59

Work was training related

Yes = 16 No = 23 n = 39

Scheduled to return to work in the future

Yes = 21 No = 38 n = 59

PURSUING FURTHER EDUCATION

Currently enrolled in further education

Yes = 46 No = 301 n = 347

Type of further education

Sask Polytech program	20	n = 46
University program	8	
Apprenticeship program	6	
Other Post-Secondary program	7	
Other program	5	

Summary Page – Technology Division Base Programs

Technology

Base

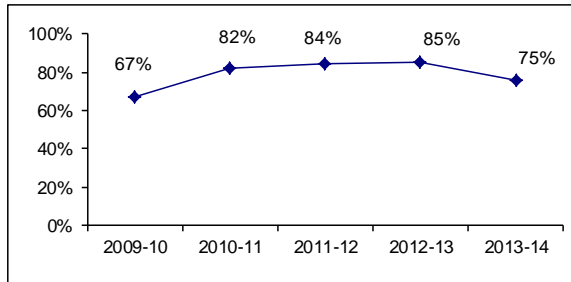
Graduates: 415

Respondents: 276

Response Rate: 67%

EMPLOYMENT STATUS	(% available to work)	
Available to work	260	
Employed	241	93%
Full-time	226	87%
Part-time/casual	15	6%
Employed part-time/casual by choice	6	2%
Training-related employed	196	75%
Full-time training-related employed	185	71%
Part-time/Casual training-related employed	11	4%
Self-employed	7	3%
Unemployed (not working, but looking for work)	19	7%
Not Available to work (not working, and not looking for work)	16	

TREND OF TRAINING-RELATED EMPLOYMENT



FULL-TIME TRAINING-RELATED MONTHLY SALARY

Highest	\$11,250	
Average	\$3,999	n = 180
Median	\$3,750	
Lowest	\$1,900	

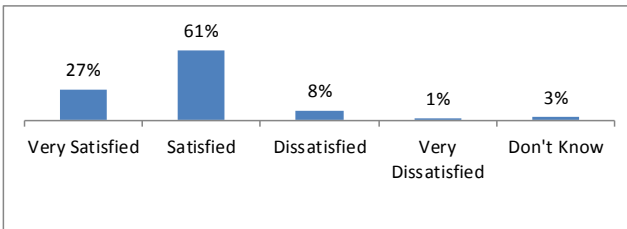
LOCATION OF TRAINING-RELATED EMPLOYMENT

Location	Percentage	Count	Total (n)
Regina	29%	56	196
Saskatoon	33%	65	
Prince Albert	5%	10	
Moose Jaw	2%	4	
Other Saskatchewan location	22%	44	
Outside Saskatchewan	9%	17	

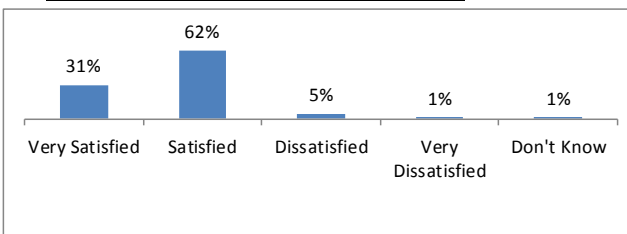
Employed out-of-province (Training & Non-Training Related Employment)

n = 20	By choice	15
Reasons why employed outside Saskatchewan		
More employment opportunities	3	n = 10
Better wages and benefits	3	
Personal reasons	4	

TRAINING PREPARED FOR EMPLOYMENT



OVERALL QUALITY OF TRAINING RECEIVED



NOT EMPLOYED

n = 35	
Reason not currently employed	n = 35
Returned for further education	16
Quit employment	0
No employment opportunities	7
Lack of experience	8
Laid off by employer	3
Personal Reasons	1

Actively looking for work

Yes = 19 No = 16 n = 35

Have worked since completing training

Yes = 26 No = 9 n = 35

Work was training related

Yes = 13 No = 13 n = 26

Scheduled to return to work in the future

Yes = 15 No = 20 n = 35

PURSUING FURTHER EDUCATION

Currently enrolled in further education

Yes = 30 No = 246 n = 276

Type of further education

Sask Polytech program	12	n = 30
University program	8	
Apprenticeship program	3	
Other Post-Secondary program	4	
Other program	3	

Notes:

n: Number of respondents to the question

Available to work: The employed and the not employed who are looking for work

Summary Page – Technology Division Continuing Education Programs

Technology

Continuing Education

Graduates: 156

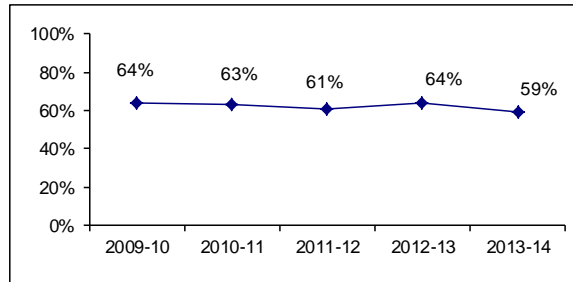
Respondents: 71

Response Rate: 46%

EMPLOYMENT STATUS

	(% available to work)	
Available to work	61	
Employed	47	77%
Full-time	44	72%
Part-time/casual	3	5%
Employed part-time/casual by choice	2	3%
Training-related employed	36	59%
Full-time training-related employed	35	57%
Part-time/Casual training-related employed	1	2%
Self-employed	0	0%
Unemployed (not working, but looking for work)	14	23%
Not Available to work (not working, and not looking for work)	10	

TREND OF TRAINING-RELATED EMPLOYMENT



FULL-TIME TRAINING-RELATED MONTHLY SALARY

Highest	\$6,000	
Average	\$3,400	n = 33
Median	\$3,000	
Lowest	\$1,950	

LOCATION OF TRAINING-RELATED EMPLOYMENT

Location	Percentage	n
Regina	22%	8
Saskatoon	11%	4
Prince Albert	0%	0
Moose Jaw	8%	3
Other Saskatchewan location	53%	19
Outside Saskatchewan	6%	2

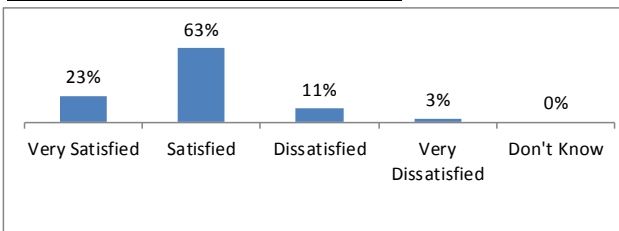
Employed out-of-province (Training & Non-Training Related Employment)

n = 3	By choice	3
-------	-----------	---

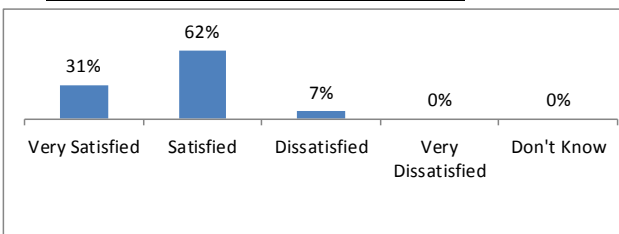
Reasons why employed outside Saskatchewan

More employment opportunities	0	n = 2
Better wages and benefits	0	
Personal reasons	2	

TRAINING PREPARED FOR EMPLOYMENT



OVERALL QUALITY OF TRAINING RECEIVED



NOT EMPLOYED

n = 24

Reason not currently employed

Returned for further education	7
Quit employment	1
No employment opportunities	8
Lack of experience	3
Laid off by employer	3
Personal Reasons	2

Actively looking for work

n = 24

Yes = 14 No = 10

Have worked since completing training

n = 24

Yes = 13 No = 11

Work was training related

n = 13

Yes = 3 No = 10

Scheduled to return to work in the future

n = 24

Yes = 6 No = 18

PURSUING FURTHER EDUCATION

Currently enrolled in further education

n = 71

Yes = 16 No = 55

Type of further education

n = 16

Sask Polytech program	8
University program	0
Apprenticeship program	3
Other Post-Secondary program	3
Other program	2

Notes:

n: Number of respondents to the question

Available to work: The employed and the not employed who are looking for work

Program Pages – Technology Division

Index

Program	Campus	Credential	Program Type	Graduates	Responses
Architectural Technologies (Building and Interior)	Moose Jaw	Diploma/Diploma Co-op	Base	26	21
Building Systems Technician	Regina	Certificate	Base	19	12
CAD/CAM Engineering Technology	Saskatoon	Diploma	Base	12	11
Civil Engineering Technology	Moose Jaw	Diploma/Diploma Co-op	Base	18	7
Commercial Pilot	Saskatoon	Diploma	Base	13	6
Computer Engineering Technology	Moose Jaw	Diploma/Diploma Co-op	Base	9	6
Computer Networking Technician	Regina	Certificate	Base	27	14
Computer Systems Technology	Saskatoon	Diploma	Base	32	22
Engineering Design and Drafting Technology	Moose Jaw	Diploma/Diploma Co-op	Base	11	10
Electrical Engineering Technology	Moose Jaw	Diploma/Diploma Co-op	Base	21	12
Electrician	Saskatoon	Applied Certificate	Base	30	19
Electrician	Moose Jaw	Applied Certificate	Base	21	10
Electrician	Prince Albert	Applied Certificate	Base	11	6
Electrician	Moose Jaw	Applied Certificate	Continuing Education	44	24
Electrician	Prince Albert	Applied Certificate	Continuing Education	49	24
Electronics Technician	Regina	Certificate	Base	12	9
Environmental Engineering Technology	Moose Jaw	Diploma/Diploma Co-op	Base	16	10
Geographic Information Science for Resource Management	Prince Albert	Certificate	Base	11	9
Geomatic Engineering Technology	Moose Jaw	Diploma/Diploma Co-op	Base	8	5
Instrumentation Engineering Technology	Moose Jaw	Diploma/Diploma Co-op	Base	19	14
Integrated Resource Management (IRM)	Prince Albert	Diploma	Base	12	8
Mechanical Engineering Technology	Saskatoon	Diploma	Base	7	5
Mining Engineering Technology	Saskatoon	Diploma	Base	11	7
Power Engineering Technician	Saskatoon	Certificate	Continuing Education	47	18
Power Engineering Technology	Saskatoon	Diploma	Base	26	22

Resource and Environmental Law	Prince Albert	Diploma	Base	9	8
Telecommunications/Radio Systems Technician	Regina	Advanced Certificate	Base	8	5
Underground Mining Core	Prince Albert	Certificate	Continuing Education	14	4
Water Resources Engineering Technology	Moose Jaw	Diploma/Diploma Co-op	Base	8	4

No Program Pages

Individual program pages were not prepared for programs with less than four respondents. The responses are included in the overall totals.

Program	Campus	Credential	Program Type	Graduates	Responses
Electronic Systems Engineering Technology	Saskatoon	Diploma	Base	4	3

Architectural Technologies (Building and Interior)

Moose Jaw Campus

Diploma/Diploma Co-op

Base

Graduates: 26

Respondents: 21

Response Rate: 81%

National Occupation Classification Code

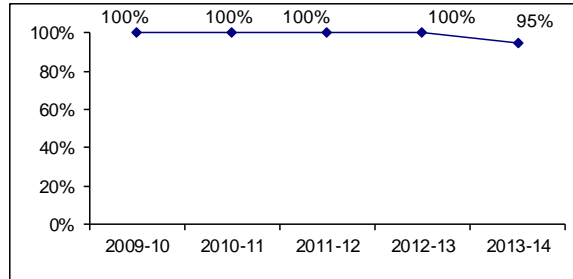
2251

EMPLOYMENT STATUS

(% available to work)

Available to work	19	
Employed	19	100%
Full-time	19	100%
Part-time/casual	0	0%
Employed part-time/casual by choice	0	0%
Training-related employed	18	95%
Full-time training-related employed	18	95%
Part-time/Casual training-related employed	0	0%
Self-employed	1	5%
Unemployed (not working, but looking for work)	0	0%
Not Available to work (not working, and not looking for work)	2	

TREND OF TRAINING-RELATED EMPLOYMENT



FULL-TIME TRAINING-RELATED MONTHLY SALARY

Highest	\$5,500	
Average	\$3,554	n = 18
Median	\$3,450	
Lowest	\$2,400	

LOCATION OF TRAINING-RELATED EMPLOYMENT

n = 18

Regina	28%	5
Saskatoon	44%	8
Prince Albert	6%	1
Moose Jaw	6%	1
Other Saskatchewan location	0%	0
Outside Saskatchewan	17%	3

Employed out-of-province (Training & Non-Training Related Employment)

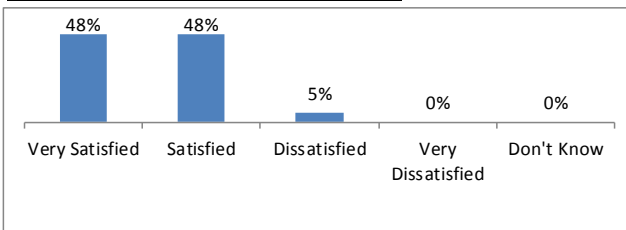
n = 3 By choice 3

Reasons why employed outside Saskatchewan

More employment opportunities	0	n = 3
Better wages and benefits	0	
Personal reasons	3	

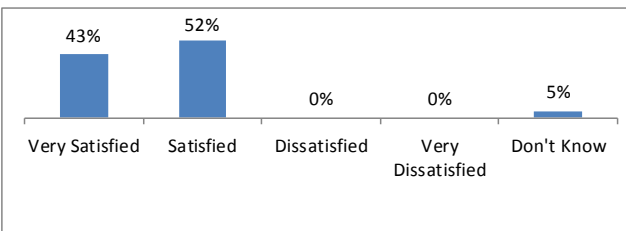
TRAINING PREPARED FOR EMPLOYMENT

n = 21



OVERALL QUALITY OF TRAINING RECEIVED

n = 21



NOT EMPLOYED

n = 2

Reason not currently employed

n = 2

Returned for further education	2
Quit employment	0
No employment opportunities	0
Lack of experience	0
Laid off by employer	0
Personal Reasons	0

Actively looking for work

n = 2

Yes = 0 No = 2

Have worked since completing training

Yes = 2 No = 0 n = 2

Work was training related

Yes = 1 No = 1 n = 2

Scheduled to return to work in the future

Yes = 1 No = 1 n = 2

PURSuing FURTHER EDUCATION

Currently enrolled in further education

Yes = 5 No = 16 n = 21

Type of further education

n = 5

Sask Polytech program	0
University program	3
Apprenticeship program	0
Other Post-Secondary program	1
Other program	1

SAMPLE OF TRAINING-RELATED EMPLOYMENT

- Architectural Technologist
- Assistant Project Manager
- Facility Management Technician
- Project Manager

Notes:

n: Number of respondents to the question

Available to work: The employed and the not employed who are looking for work

**Building Systems Technician
Certificate**

Regina Campus

Graduates: 19

Respondents: 12
9241

Response Rate: 63%

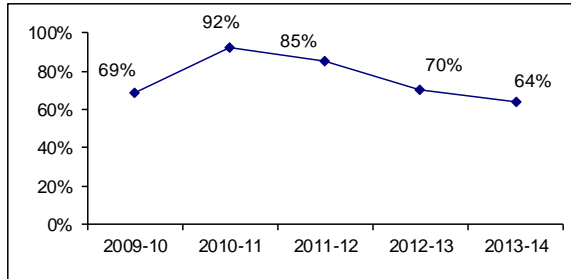
National Occupation Classification Code

EMPLOYMENT STATUS

(% available to work)

Available to work	11	
Employed	11	100%
Full-time	11	100%
Part-time/casual	0	0%
Employed part-time/casual by choice	0	0%
Training-related employed	7	64%
Full-time training-related employed	7	64%
Part-time/Casual training-related employed	0	0%
Self-employed	1	9%
Unemployed (not working, but looking for work)	0	0%
Not Available to work (not working, and not looking for work)	1	

TREND OF TRAINING-RELATED EMPLOYMENT



FULL-TIME TRAINING-RELATED MONTHLY SALARY

Highest	\$6,000	
Average	\$3,881	n = 7
Median	\$3,750	
Lowest	\$2,700	

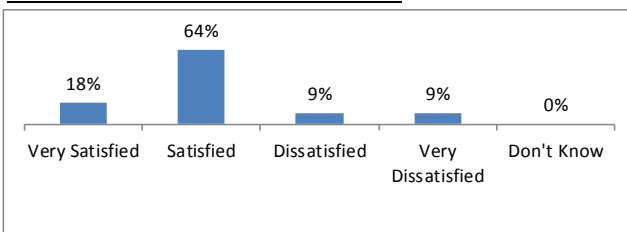
LOCATION OF TRAINING-RELATED EMPLOYMENT

		n = 7
Regina	100%	7
Saskatoon	0%	0
Prince Albert	0%	0
Moose Jaw	0%	0
Other Saskatchewan location	0%	0
Outside Saskatchewan	0%	0

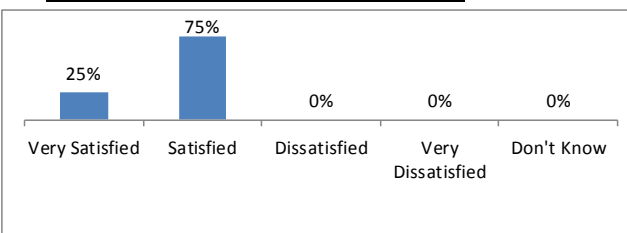
Employed out-of-province (Training & Non-Training Related Employment)

n = 0	By choice	0
Reasons why employed outside Saskatchewan		
More employment opportunities		n = 0
Better wages and benefits		0
Personal reasons		0

TRAINING PREPARED FOR EMPLOYMENT



OVERALL QUALITY OF TRAINING RECEIVED



NOT EMPLOYED

n = 1	
Reason not currently employed	n = 1
Returned for further education	1
Quit employment	0
No employment opportunities	0
Lack of experience	0
Laid off by employer	0
Personal Reasons	0

Actively looking for work

Yes = 0 No = 1 n = 1

Have worked since completing training

Yes = 1 No = 0 n = 1

Work was training related

Yes = 0 No = 1 n = 1

Scheduled to return to work in the future

Yes = 0 No = 1 n = 1

PURSuing FURTHER EDUCATION

Currently enrolled in further education

Yes = 3 No = 9 n = 12

Type of further education

	n = 3
Sask Polytech program	2
University program	0
Apprenticeship program	0
Other Post-Secondary program	1
Other program	0

SAMPLE OF TRAINING-RELATED EMPLOYMENT

- Building Operator
- Building Systems Operator
- Building Technician

Notes:

n: Number of respondents to the question

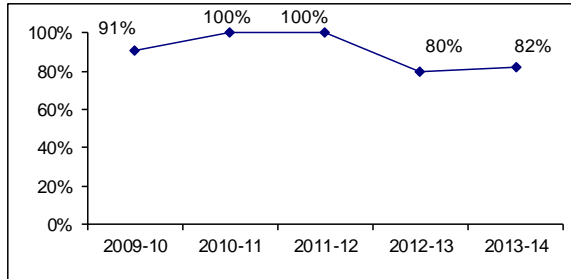
Available to work: The employed and the not employed who are looking for work

EMPLOYMENT STATUS

(% available to work)

Available to work	11	
Employed	10	91%
Full-time	9	82%
Part-time/casual	1	9%
Employed part-time/casual by choice	1	9%
Training-related employed	9	82%
Full-time training-related employed	8	73%
Part-time/Casual training-related employed	1	9%
Self-employed	1	9%
Unemployed (not working, but looking for work)	1	9%
Not Available to work (not working, and not looking for work)	0	

TREND OF TRAINING-RELATED EMPLOYMENT



FULL-TIME TRAINING-RELATED MONTHLY SALARY

Highest	\$4,500	
Average	\$3,813	n = 8
Median	\$4,000	
Lowest	\$2,554	

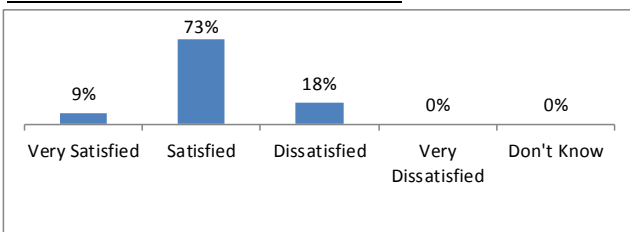
LOCATION OF TRAINING-RELATED EMPLOYMENT

		n = 9
Regina	0%	0
Saskatoon	78%	7
Prince Albert	0%	0
Moose Jaw	0%	0
Other Saskatchewan location	11%	1
Outside Saskatchewan	11%	1

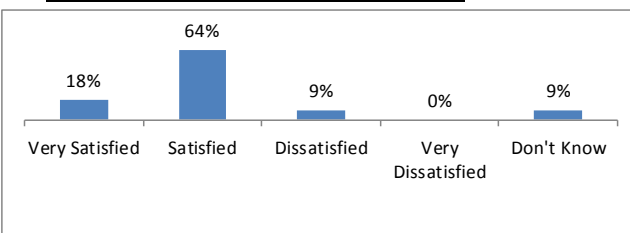
Employed out-of-province (Training & Non-Training Related Employment)

n = 1	By choice	1
Reasons why employed outside Saskatchewan		
More employment opportunities		n = 0
Better wages and benefits		0
Personal reasons		0

TRAINING PREPARED FOR EMPLOYMENT



OVERALL QUALITY OF TRAINING RECEIVED



Notes:

n: Number of respondents to the question
 Available to work: The employed and the not employed who are looking for work

NOT EMPLOYED

n = 1	
Reason not currently employed	n = 1
Returned for further education	0
Quit employment	0
No employment opportunities	0
Lack of experience	0
Laid off by employer	0
Personal Reasons	1

Actively looking for work

Yes = 1 No = 0 n = 1

Have worked since completing training

Yes = 0 No = 1 n = 1

Work was training related

Yes = 0 No = 0 n = 0

Scheduled to return to work in the future

Yes = 1 No = 0 n = 1

PURSuing FURTHER EDUCATION

Currently enrolled in further education

Yes = 0 No = 11 n = 11

Type of further education

Sask Polytech program	0	n = 0
University program	0	
Apprenticeship program	0	
Other Post-Secondary program	0	
Other program	0	

SAMPLE OF TRAINING-RELATED EMPLOYMENT

- CAD Technologist
- Drafting Technician
- Drafting Technologist
- Draftsperson
- Technical Writer & Illustrator

Civil Engineering Technology

Moose Jaw Campus

Diploma/Diploma Co-op

Base

Graduates: 18

Respondents: 7

Response Rate: 39%

National Occupation Classification Code

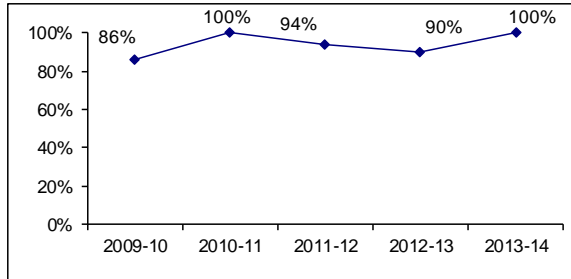
2231

EMPLOYMENT STATUS

(% available to work)

Available to work	6	100%
Employed	6	100%
Full-time	6	100%
Part-time/casual	0	0%
Employed part-time/casual by choice	0	0%
Training-related employed	6	100%
Full-time training-related employed	6	100%
Part-time/Casual training-related employed	0	0%
Self-employed	0	0%
Unemployed (not working, but looking for work)	0	0%
Not Available to work (not working, and not looking for work)	1	

TREND OF TRAINING-RELATED EMPLOYMENT



FULL-TIME TRAINING-RELATED MONTHLY SALARY

Highest	\$11,250	
Average	\$5,456	n = 6
Median	\$4,479	
Lowest	\$3,750	

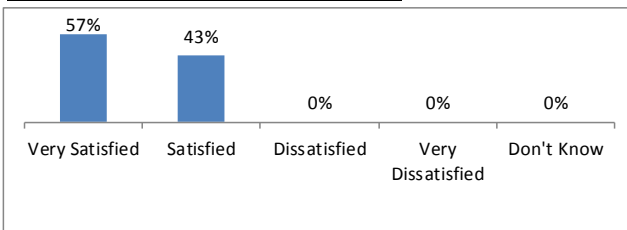
LOCATION OF TRAINING-RELATED EMPLOYMENT

		n = 6
Regina	33%	2
Saskatoon	17%	1
Prince Albert	0%	0
Moose Jaw	0%	0
Other Saskatchewan location	50%	3
Outside Saskatchewan	0%	0

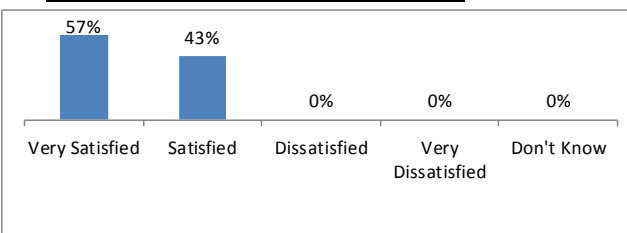
Employed out-of-province (Training & Non-Training Related Employment)

n = 0	By choice	0
Reasons why employed outside Saskatchewan		
More employment opportunities		n = 0
Better wages and benefits		0
Personal reasons		0

TRAINING PREPARED FOR EMPLOYMENT



OVERALL QUALITY OF TRAINING RECEIVED



NOT EMPLOYED

n = 1	
Reason not currently employed	n = 1
Returned for further education	1
Quit employment	0
No employment opportunities	0
Lack of experience	0
Laid off by employer	0
Personal Reasons	0

Actively looking for work

Yes = 0 No = 1 n = 1

Have worked since completing training

Yes = 1 No = 0 n = 1

Work was training related

Yes = 1 No = 0 n = 1

Scheduled to return to work in the future

Yes = 1 No = 0 n = 1

PURSuing FURTHER EDUCATION

Currently enrolled in further education
Yes = 1 No = 6 n = 7

Type of further education

Sask Polytech program	0	n = 1
University program	1	
Apprenticeship program	0	
Other Post-Secondary program	0	
Other program	0	

SAMPLE OF TRAINING-RELATED EMPLOYMENT

- Civil Designer and Land Surveyor
- Municipal Engineering Technologist
- Project Coordinator

Notes:

n: Number of respondents to the question

Available to work: The employed and the not employed who are looking for work

Commercial Pilot

Saskatoon Campus

Diploma

Base

Graduates: 14

Respondents: 8

Response Rate:

57%

National Occupation Classification Code

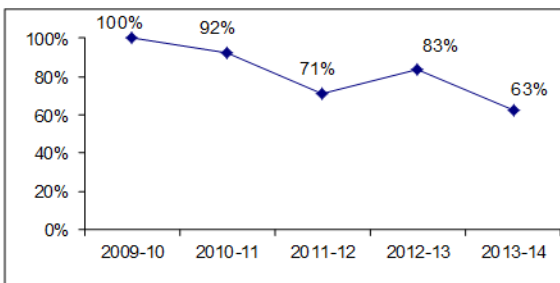
2271

EMPLOYMENT STATUS

(% available to work)

Available to work	8	
Employed	7	88%
Full-time	6	75%
Part-time/casual	1	13%
Employed part-time/casual by choice	0	0%
Training-related employed	5	63%
Full-time training-related employed	4	50%
Part-time/Casual training-related employed	1	13%
Self-employed	0	0%
Unemployed (not working, but looking for work)	1	13%
Not Available to work (not working, and not looking for work)	0	

TREND OF TRAINING-RELATED EMPLOYMENT



FULL-TIME TRAINING-RELATED MONTHLY SALARY

Highest	\$3,000	
Average	\$2,488	n = 4
Median	\$2,500	
Lowest	\$1,950	

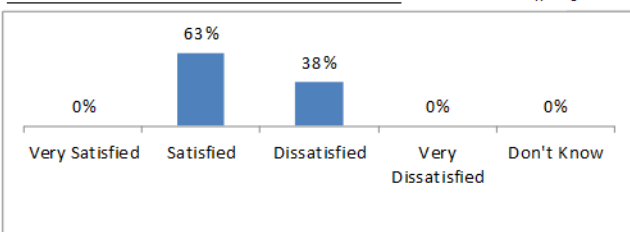
LOCATION OF TRAINING-RELATED EMPLOYMENT

		n = 5
Regina	0%	0
Saskatoon	40%	2
Prince Albert	0%	0
Moos e Jaw	0%	0
Other Saskatchewan location	0%	0
Outside Saskatchewan	60%	3

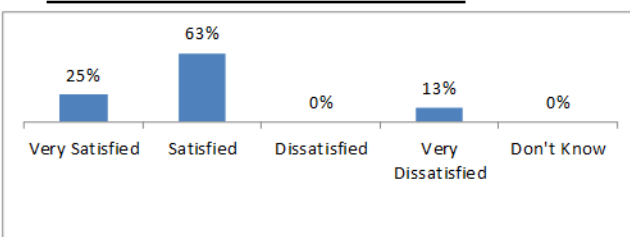
Employed out-of-province (Training & Non-Training Related Employment)

n = 3	By choice	2
Reasons why employed outside Saskatchewan		
	More employment opportunities	2
	Better wages and benefits	0
	Personal reasons	0

TRAINING PREPARED FOR EMPLOYMENT



OVERALL QUALITY OF TRAINING RECEIVED



NOT EMPLOYED

n = 1	
Reason not currently employed	n = 1
Returned for further education	0
Quit employment	0
No employment opportunities	1
Lack of experience	0
Laid off by employer	0
Personal Reasons	0

Actively looking for work

Yes = 1 No = 0 n = 1

Have worked since completing training

Yes = 1 No = 0 n = 1

Work was training related

Yes = 0 No = 1 n = 1

Scheduled to return to work in the future

Yes = 1 No = 0 n = 1

PURSUEING FURTHER EDUCATION

Currently enrolled in further education
Yes = 0 No = 8 n = 8

Type of further education n = 0

Sask Polytech program	0
University program	0
Apprenticeship program	0
Other Post-Secondary program	0
Other program	0

SAMPLE OF TRAINING-RELATED EMPLOYMENT

Air-Ambulance Pilot
First Officer

Notes:

n: Number of respondents to the question

Available to work: The employed and the not employed who are looking for work

Computer Engineering Technology

Moose Jaw Campus

Diploma/Diploma Co-op

Base

Graduates: 9

Respondents: 6

Response Rate: 67%

National Occupation Classification Code

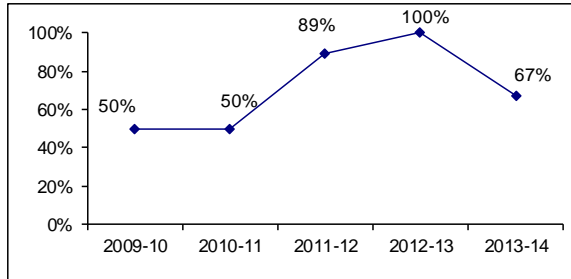
2147

EMPLOYMENT STATUS

(% available to work)

Available to work	6	
Employed	6	100%
Full-time	6	100%
Part-time/casual	0	0%
Employed part-time/casual by choice	0	0%
Training-related employed	4	67%
Full-time training-related employed	4	67%
Part-time/Casual training-related employed	0	0%
Self-employed	0	0%
Unemployed (not working, but looking for work)	0	0%
Not Available to work (not working, and not looking for work)	0	

TREND OF TRAINING-RELATED EMPLOYMENT



FULL-TIME TRAINING-RELATED MONTHLY SALARY

Highest	\$3,750	
Average	\$3,338	n = 4
Median	\$3,300	
Lowest	\$3,000	

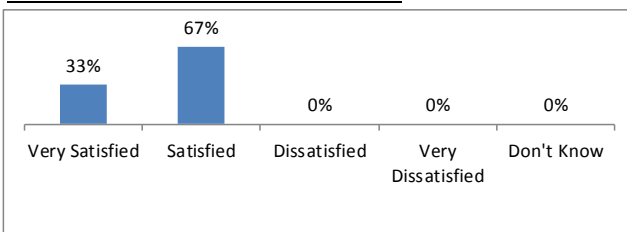
LOCATION OF TRAINING-RELATED EMPLOYMENT

		n = 4
Regina	75%	3
Saskatoon	25%	1
Prince Albert	0%	0
Moose Jaw	0%	0
Other Saskatchewan location	0%	0
Outside Saskatchewan	0%	0

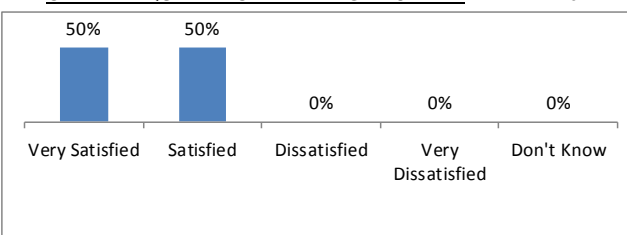
Employed out-of-province (Training & Non-Training Related Employment)

n = 1	By choice	1
Reasons why employed outside Saskatchewan		
More employment opportunities	0	n = 1
Better wages and benefits	0	
Personal reasons	1	

TRAINING PREPARED FOR EMPLOYMENT



OVERALL QUALITY OF TRAINING RECEIVED



NOT EMPLOYED

Reason not currently employed	n = 0
Returned for further education	0
Quit employment	0
No employment opportunities	0
Lack of experience	0
Laid off by employer	0
Personal Reasons	0

Actively looking for work

Yes = 0 No = 0 n = 0

Have worked since completing training

Yes = 0 No = 0 n = 0

Work was training related

Yes = 0 No = 0 n = 0

Scheduled to return to work in the future

Yes = 0 No = 0 n = 0

PURSuing FURTHER EDUCATION

Currently enrolled in further education
Yes = 1 No = 5 n = 6

Type of further education n = 1

Sask Polytech program	0
University program	0
Apprenticeship program	0
Other Post-Secondary program	0
Other program	1

SAMPLE OF TRAINING-RELATED EMPLOYMENT

- Programmer Tester Analyst
- Systems Analyst
- Technical Analyst

Notes:

n: Number of respondents to the question

Available to work: The employed and the not employed who are looking for work

**Computer Networking Technician
Certificate**

Regina Campus

Graduates: 27

Respondents: 14
2281

Response Rate: 52%

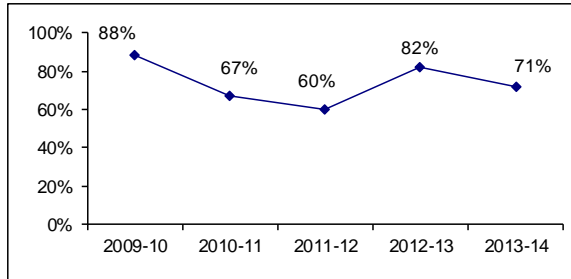
National Occupation Classification Code

EMPLOYMENT STATUS

(% available to work)

Available to work	14	
Employed	13	93%
Full-time	13	93%
Part-time/casual	0	0%
Employed part-time/casual by choice	0	0%
Training-related employed	10	71%
Full-time training-related employed	10	71%
Part-time/Casual training-related employed	0	0%
Self-employed	0	0%
Unemployed (not working, but looking for work)	1	7%
Not Available to work (not working, and not looking for work)	0	

TREND OF TRAINING-RELATED EMPLOYMENT



FULL-TIME TRAINING-RELATED MONTHLY SALARY

Highest	\$5,700	
Average	\$3,611	n = 7
Median	\$3,750	
Lowest	\$2,288	

LOCATION OF TRAINING-RELATED EMPLOYMENT

n = 10

Regina	60%	6
Saskatoon	0%	0
Prince Albert	10%	1
Moose Jaw	0%	0
Other Saskatchewan location	20%	2
Outside Saskatchewan	10%	1

Employed out-of-province (Training & Non-Training Related Employment)

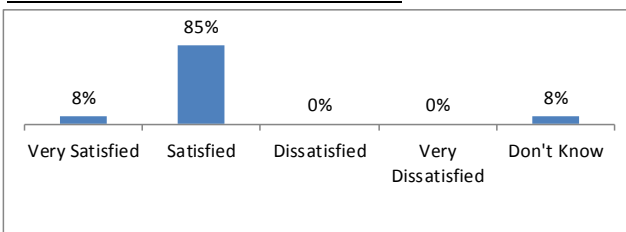
n = 1 By choice 1

Reasons why employed outside Saskatchewan

More employment opportunities	1	n = 1
Better wages and benefits	0	
Personal reasons	0	

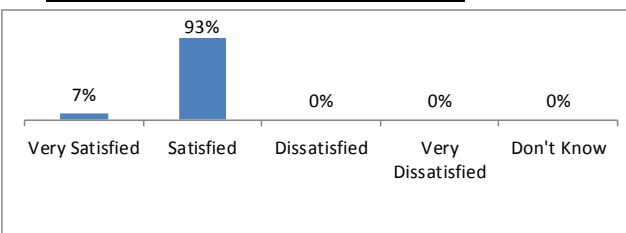
TRAINING PREPARED FOR EMPLOYMENT

n = 14



OVERALL QUALITY OF TRAINING RECEIVED

n = 14



NOT EMPLOYED

n = 1

Reason not currently employed

n = 1

Returned for further education	0
Quit employment	0
No employment opportunities	1
Lack of experience	0
Laid off by employer	0
Personal Reasons	0

Actively looking for work

n = 1

Yes = 1 No = 0

Have worked since completing training

Yes = 1 No = 0 n = 1

Work was training related

Yes = 0 No = 1 n = 1

Scheduled to return to work in the future

Yes = 0 No = 1 n = 1

PURSuing FURTHER EDUCATION

Currently enrolled in further education

Yes = 0 No = 14 n = 14

Type of further education

n = 0

Sask Polytech program	0
University program	0
Apprenticeship program	0
Other Post-Secondary program	0
Other program	0

SAMPLE OF TRAINING-RELATED EMPLOYMENT

- Hardware Technician
- Service Technician
- IT Analyst
- Computer Technician

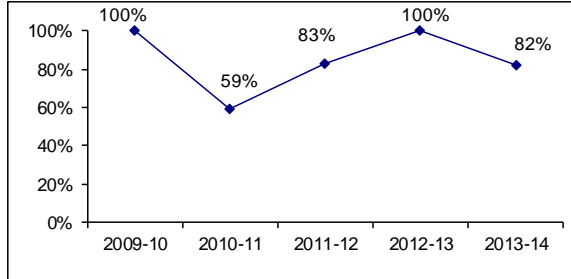
Notes:

n: Number of respondents to the question

Available to work: The employed and the not employed who are looking for work

EMPLOYMENT STATUS	(% available to work)	
Available to work	22	
Employed	20	91%
Full-time	18	82%
Part-time/casual	2	9%
Employed part-time/casual by choice	1	5%
Training-related employed	18	82%
Full-time training-related employed	16	73%
Part-time/Casual training-related employed	2	9%
Self-employed	0	0%
Unemployed (not working, but looking for work)	2	9%
Not Available to work (not working, and not looking for work)	0	

TREND OF TRAINING-RELATED EMPLOYMENT



FULL-TIME TRAINING-RELATED MONTHLY SALARY

Highest	\$4,700	
Average	\$3,264	n = 16
Median	\$3,363	
Lowest	\$1,900	

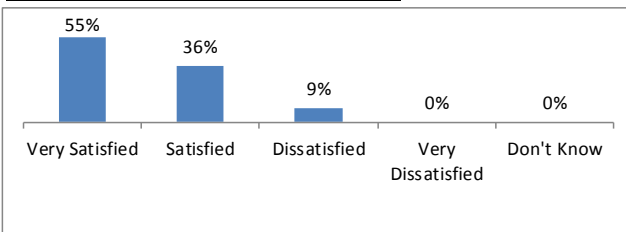
LOCATION OF TRAINING-RELATED EMPLOYMENT

Location	Percentage	Count	n = 18
Regina	11%	2	
Saskatoon	78%	14	
Prince Albert	0%	0	
Moose Jaw	0%	0	
Other Saskatchewan location	11%	2	
Outside Saskatchewan	0%	0	

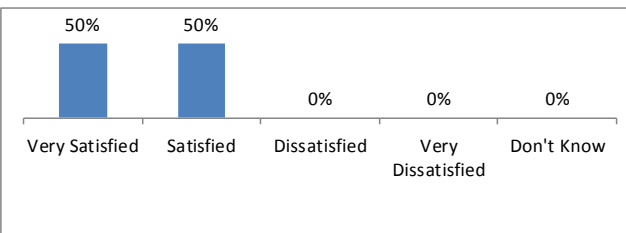
Employed out-of-province (Training & Non-Training Related Employment)

n = 0	By choice	0
Reasons why employed outside Saskatchewan		
More employment opportunities		n = 0
Better wages and benefits		0
Personal reasons		0

TRAINING PREPARED FOR EMPLOYMENT



OVERALL QUALITY OF TRAINING RECEIVED



Notes:

n: Number of respondents to the question

Available to work: The employed and the not employed who are looking for work

NOT EMPLOYED

n = 2	
Reason not currently employed	n = 2
Returned for further education	0
Quit employment	0
No employment opportunities	1
Lack of experience	1
Laid off by employer	0
Personal Reasons	0

Actively looking for work

Yes = 2 No = 0 n = 2

Have worked since completing training

Yes = 0 No = 2 n = 2

Work was training related

Yes = 0 No = 0 n = 0

Scheduled to return to work in the future

Yes = 0 No = 2 n = 2

PURSuing FURTHER EDUCATION

Currently enrolled in further education

Yes = 0 No = 22 n = 22

Type of further education

Sask Polytech program	0	n = 0
University program	0	
Apprenticeship program	0	
Other Post-Secondary program	0	
Other program	0	

SAMPLE OF TRAINING-RELATED EMPLOYMENT

- District Systems Administrator
- IT Technician
- Programmer
- Software Development Engineer
- Software Programmer

**Engineering Design and Drafting Technology
Diploma/Diploma Co-op**

Moose Jaw Campus

Graduates: 11

Respondents: 10

Response Rate: 91%

National Occupation Classification Code

2253

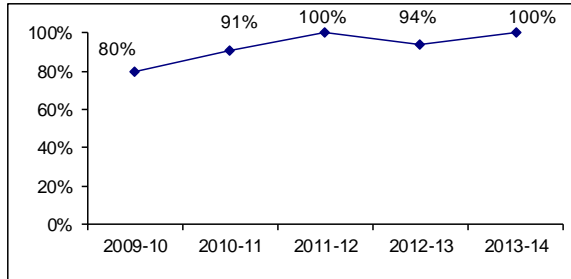
Base

EMPLOYMENT STATUS

(% available to work)

Available to work	10	
Employed	10	100%
Full-time	10	100%
Part-time/casual	0	0%
Employed part-time/casual by choice	0	0%
Training-related employed	10	100%
Full-time training-related employed	10	100%
Part-time/Casual training-related employed	0	0%
Self-employed	0	0%
Unemployed (not working, but looking for work)	0	0%
Not Available to work (not working, and not looking for work)	0	

TREND OF TRAINING-RELATED EMPLOYMENT



FULL-TIME TRAINING-RELATED MONTHLY SALARY

Highest	\$4,575	
Average	\$3,778	n = 10
Median	\$3,938	
Lowest	\$1,900	

LOCATION OF TRAINING-RELATED EMPLOYMENT

n = 10

Regina	50%	5
Saskatoon	30%	3
Prince Albert	0%	0
Moose Jaw	0%	0
Other Saskatchewan location	10%	1
Outside Saskatchewan	10%	1

Employed out-of-province (Training & Non-Training Related Employment)

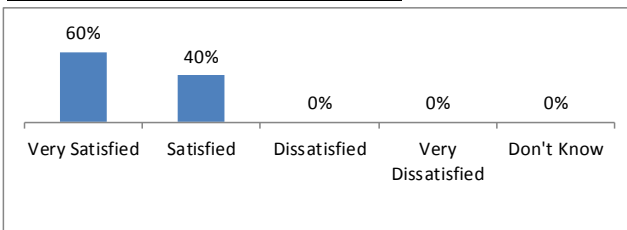
n = 1 By choice 1

Reasons why employed outside Saskatchewan

More employment opportunities	0	n = 0
Better wages and benefits	0	
Personal reasons	0	

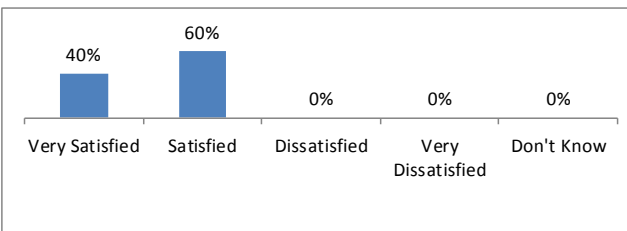
TRAINING PREPARED FOR EMPLOYMENT

n = 10



OVERALL QUALITY OF TRAINING RECEIVED

n = 10



NOT EMPLOYED

n = 0

Reason not currently employed

n = 0

Returned for further education	0
Quit employment	0
No employment opportunities	0
Lack of experience	0
Laid off by employer	0
Personal Reasons	0

Actively looking for work

n = 0

Yes = 0 No = 0

Have worked since completing training

Yes = 0 No = 0 n = 0

Work was training related

Yes = 0 No = 0 n = 0

Scheduled to return to work in the future

Yes = 0 No = 0 n = 0

PURSuing FURTHER EDUCATION

Currently enrolled in further education

Yes = 0 No = 10 n = 10

Type of further education

n = 0

Sask Polytech program	0
University program	0
Apprenticeship program	0
Other Post-Secondary program	0
Other program	0

SAMPLE OF TRAINING-RELATED EMPLOYMENT

- Architectural CADD Technologist
- Civil Drafting Technologist
- Drafting Technologist
- GIS Technician

Notes:

n: Number of respondents to the question

Available to work: The employed and the not employed who are looking for work

**Electrical Engineering Technology
Diploma/Diplom Co-op**

Moose Jaw Campus

Graduates: 21

Respondents: 12
2241

Response Rate: 57%

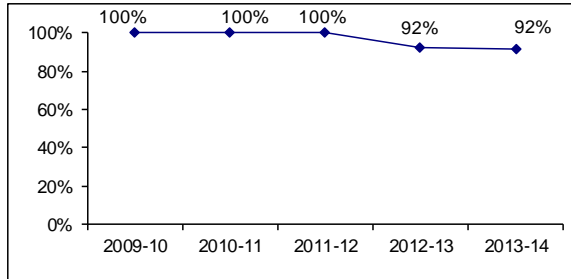
National Occupation Classification Code

EMPLOYMENT STATUS

(% available to work)

Available to work	12	
Employed	11	92%
Full-time	11	92%
Part-time/casual	0	0%
Employed part-time/casual by choice	0	0%
Training-related employed	11	92%
Full-time training-related employed	11	92%
Part-time/Casual training-related employed	0	0%
Self-employed	0	0%
Unemployed (not working, but looking for work)	1	8%
Not Available to work (not working, and not looking for work)	0	

TREND OF TRAINING-RELATED EMPLOYMENT



FULL-TIME TRAINING-RELATED MONTHLY SALARY

Highest	\$6,195	
Average	\$5,427	n = 11
Median	\$5,550	
Lowest	\$4,200	

LOCATION OF TRAINING-RELATED EMPLOYMENT

n = 11

Regina	55%	6
Saskatoon	27%	3
Prince Albert	9%	1
Moose Jaw	9%	1
Other Saskatchewan location	0%	0
Outside Saskatchewan	0%	0

Employed out-of-province (Training & Non-Training Related Employment)

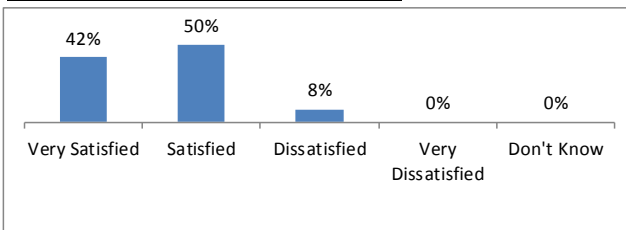
n = 0 By choice 0

Reasons why employed outside Saskatchewan

More employment opportunities	0	n = 0
Better wages and benefits	0	
Personal reasons	0	

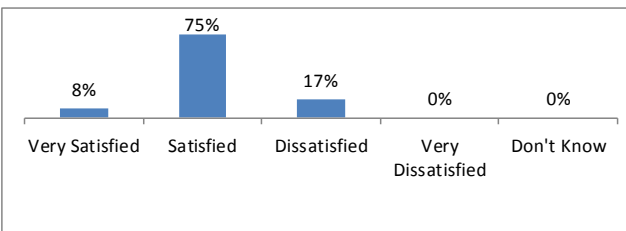
TRAINING PREPARED FOR EMPLOYMENT

n = 12



OVERALL QUALITY OF TRAINING RECEIVED

n = 12



NOT EMPLOYED

n = 1

Reason not currently employed

n = 1

Returned for further education	0
Quit employment	0
No employment opportunities	0
Lack of experience	0
Laid off by employer	1
Personal Reasons	0

Actively looking for work

n = 1

Yes = 1 No = 0

Have worked since completing training

Yes = 1 No = 0 n = 1

Work was training related

Yes = 1 No = 0 n = 1

Scheduled to return to work in the future

Yes = 0 No = 1 n = 1

PURSuing FURTHER EDUCATION

Currently enrolled in further education

Yes = 0 No = 12 n = 12

Type of further education

n = 0

Sask Polytech program	0
University program	0
Apprenticeship program	0
Other Post-Secondary program	0
Other program	0

SAMPLE OF TRAINING-RELATED EMPLOYMENT

Electrical Engineering Technologist
Engineering Technologist
Power Systems Specialist

Notes:

n: Number of respondents to the question

Available to work: The employed and the not employed who are looking for work

**Electrician
Applied Certificate**

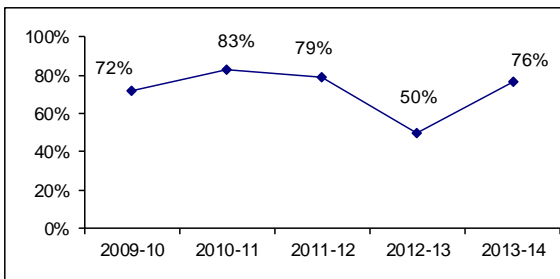
Graduates: 30
National Occupation Classification Code

Respondents: 19
7241

Saskatoon Campus
Base
Response Rate: 63%

EMPLOYMENT STATUS	(% available to work)
Available to work	17
Employed	16 94%
Full-time	16 94%
Part-time/casual	0 0%
Employed part-time/casual by choice	0 0%
Training-related employed	13 76%
Full-time training-related employed	13 76%
Part-time/Casual training-related employed	0 0%
Self-employed	0 0%
Unemployed (not working, but looking for work)	1 6%
Not Available to work (not working, and not looking for work)	2

TREND OF TRAINING-RELATED EMPLOYMENT



FULL-TIME TRAINING-RELATED MONTHLY SALARY

Highest	\$3,045	
Average	\$2,439	n = 13
Median	\$2,430	
Lowest	\$2,040	

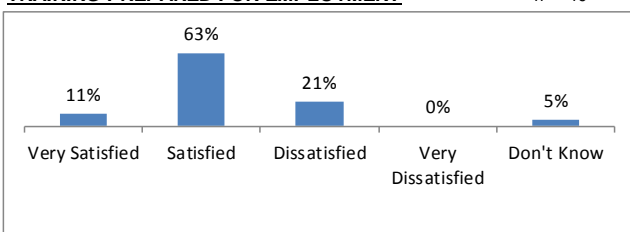
LOCATION OF TRAINING-RELATED EMPLOYMENT

Location	Percentage	Count	n = 13
Regina	23%	3	
Saskatoon	62%	8	
Prince Albert	0%	0	
Moose Jaw	0%	0	
Other Saskatchewan location	15%	2	
Outside Saskatchewan	0%	0	

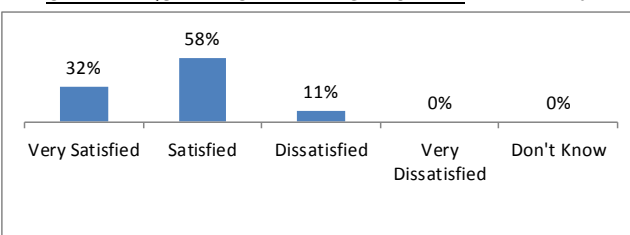
Employed out-of-province (Training & Non-Training Related Employment)

n = 0	By choice	0
Reasons why employed outside Saskatchewan		
More employment opportunities		n = 0
Better wages and benefits		0
Personal reasons		0

TRAINING PREPARED FOR EMPLOYMENT



OVERALL QUALITY OF TRAINING RECEIVED



NOT EMPLOYED

n = 3	
Reason not currently employed	n = 3
Returned for further education	2
Quit employment	0
No employment opportunities	0
Lack of experience	1
Laid off by employer	0
Personal Reasons	0

Actively looking for work

Yes = 1 No = 2 n = 3

Have worked since completing training

Yes = 3 No = 0 n = 3

Work was training related

Yes = 0 No = 3 n = 3

Scheduled to return to work in the future

Yes = 2 No = 1 n = 3

PURSuing FURTHER EDUCATION

Currently enrolled in further education

Yes = 5 No = 14 n = 19

Type of further education

Sask Polytech program	3	n = 5
University program	0	
Apprenticeship program	2	
Other Post-Secondary program	0	
Other program	0	

SAMPLE OF TRAINING-RELATED EMPLOYMENT

Apprentice Electrician
Electrician

Notes:

n: Number of respondents to the question

Available to work: The employed and the not employed who are looking for work

**Electrician
Applied Certificate**

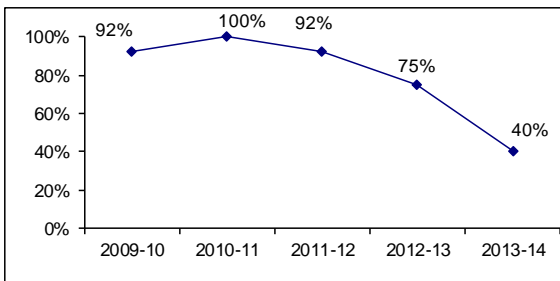
Graduates: 21
National Occupation Classification Code

Respondents: 10
7241

Moose Jaw Campus
Base
Response Rate: 48%

EMPLOYMENT STATUS	(% available to work)	
Available to work	10	
Employed	9	90%
Full-time	8	80%
Part-time/casual	1	10%
Employed part-time/casual by choice	0	0%
Training-related employed	4	40%
Full-time training-related employed	4	40%
Part-time/Casual training-related employed	0	0%
Self-employed	0	0%
Unemployed (not working, but looking for work)	1	10%
Not Available to work (not working, and not looking for work)	0	

TREND OF TRAINING-RELATED EMPLOYMENT



FULL-TIME TRAINING-RELATED MONTHLY SALARY

Highest	\$3,288	
Average	\$2,795	n = 4
Median	\$2,670	
Lowest	\$2,550	

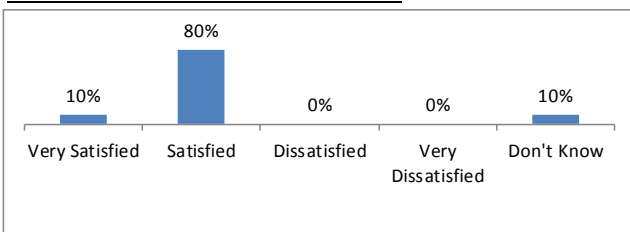
LOCATION OF TRAINING-RELATED EMPLOYMENT

Location	Percentage	Count	n = 4
Regina	50%	2	
Saskatoon	0%	0	
Prince Albert	0%	0	
Moose Jaw	50%	2	
Other Saskatchewan location	0%	0	
Outside Saskatchewan	0%	0	

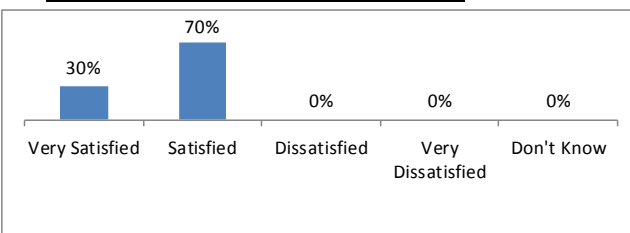
Employed out-of-province (Training & Non-Training Related Employment)

n = 0	By choice	0
Reasons why employed outside Saskatchewan		
More employment opportunities		0
Better wages and benefits		0
Personal reasons		0

TRAINING PREPARED FOR EMPLOYMENT



OVERALL QUALITY OF TRAINING RECEIVED



NOT EMPLOYED

n = 1	
Reason not currently employed	n = 1
Returned for further education	0
Quit employment	0
No employment opportunities	0
Lack of experience	1
Laid off by employer	0
Personal Reasons	0

Actively looking for work

Yes = 1 No = 0 n = 1

Have worked since completing training

Yes = 1 No = 0 n = 1

Work was training related

Yes = 1 No = 0 n = 1

Scheduled to return to work in the future

Yes = 0 No = 1 n = 1

PURSuing FURTHER EDUCATION

Currently enrolled in further education

Yes = 1 No = 9 n = 10

Type of further education

Sask Polytech program	0	n = 1
University program	0	
Apprenticeship program	1	
Other Post-Secondary program	0	
Other program	0	

SAMPLE OF TRAINING-RELATED EMPLOYMENT

Apprentice Electrician
Electrician

Notes:

n: Number of respondents to the question

Available to work: The employed and the not employed who are looking for work

**Electrician
Applied Certificate**

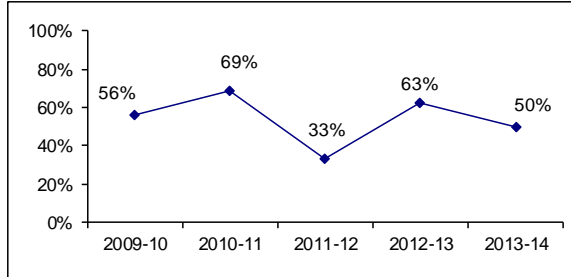
Graduates: 11
National Occupation Classification Code

Respondents: 6
7241

Prince Albert Campus
Base
Response Rate: 55%

EMPLOYMENT STATUS	(% available to work)
Available to work	6
Employed	5 83%
Full-time	5 83%
Part-time/casual	0 0%
Employed part-time/casual by choice	0 0%
Training-related employed	3 50%
Full-time training-related employed	3 50%
Part-time/Casual training-related employed	0 0%
Self-employed	0 0%
Unemployed (not working, but looking for work)	1 17%
Not Available to work (not working, and not looking for work)	0

TREND OF TRAINING-RELATED EMPLOYMENT



FULL-TIME TRAINING-RELATED MONTHLY SALARY

Highest	\$3,300	
Average	\$3,050	n = 3
Median	\$3,150	
Lowest	\$2,700	

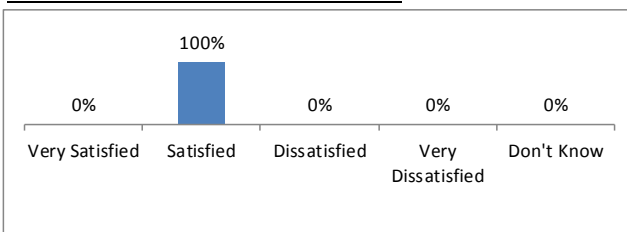
LOCATION OF TRAINING-RELATED EMPLOYMENT

Location	Percentage	Count	n = 3
Regina	0%	0	
Saskatoon	0%	0	
Prince Albert	33%	1	
Moose Jaw	0%	0	
Other Saskatchewan location	67%	2	
Outside Saskatchewan	0%	0	

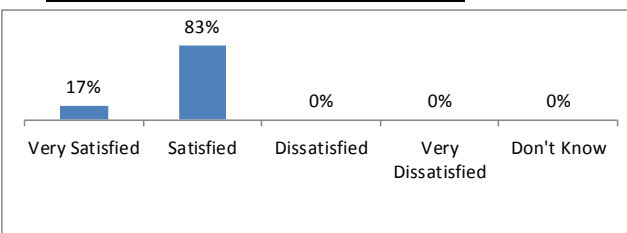
Employed out-of-province (Training & Non-Training Related Employment)

n = 0	By choice	0
Reasons why employed outside Saskatchewan		
More employment opportunities		0
Better wages and benefits		0
Personal reasons		0

TRAINING PREPARED FOR EMPLOYMENT



OVERALL QUALITY OF TRAINING RECEIVED



NOT EMPLOYED

n = 1	
Reason not currently employed	n = 1
Returned for further education	0
Quit employment	0
No employment opportunities	1
Lack of experience	0
Laid off by employer	0
Personal Reasons	0

Actively looking for work

Yes = 1 No = 0 n = 1

Have worked since completing training

Yes = 1 No = 0 n = 1

Work was training related

Yes = 0 No = 1 n = 1

Scheduled to return to work in the future

Yes = 0 No = 1 n = 1

PURSuing FURTHER EDUCATION

Currently enrolled in further education

Yes = 0 No = 6 n = 6

Type of further education

Sask Polytech program	0	n = 0
University program	0	
Apprenticeship program	0	
Other Post-Secondary program	0	
Other program	0	

SAMPLE OF TRAINING-RELATED EMPLOYMENT

Apprentice Electrician
Electrician

Notes:

n: Number of respondents to the question

Available to work: The employed and the not employed who are looking for work

**Electrician
Applied Certificate**

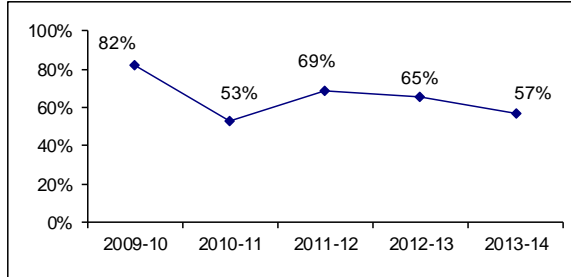
Graduates: 44
National Occupation Classification Code

Respondents: 24
7241

**Moose Jaw Campus
Continuing Education**
Response Rate: 55%

EMPLOYMENT STATUS	(% available to work)	
Available to work	23	
Employed	19	83%
Full-time	18	78%
Part-time/casual	1	4%
Employed part-time/casual by choice	1	4%
Training-related employed	13	57%
Full-time training-related employed	13	57%
Part-time/Casual training-related employed	0	0%
Self-employed	0	0%
Unemployed (not working, but looking for work)	4	17%
Not Available to work (not working, and not looking for work)	1	

TREND OF TRAINING-RELATED EMPLOYMENT



FULL-TIME TRAINING-RELATED MONTHLY SALARY

Highest	\$3,420	
Average	\$2,918	n = 12
Median	\$2,925	
Lowest	\$2,400	

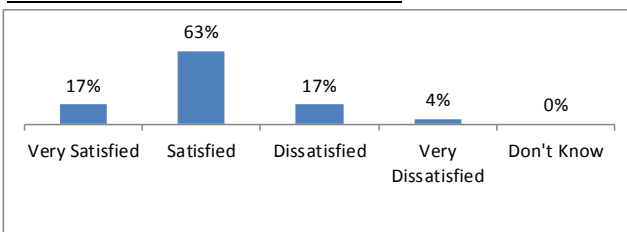
LOCATION OF TRAINING-RELATED EMPLOYMENT

Location	Percentage	Count	n = 13
Regina	15%	2	
Saskatoon	8%	1	
Prince Albert	0%	0	
Moose Jaw	15%	2	
Other Saskatchewan location	54%	7	
Outside Saskatchewan	8%	1	

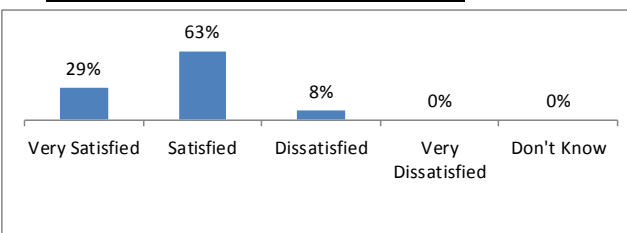
Employed out-of-province (Training & Non-Training Related Employment)
n = 2

By choice	2	
Reasons why employed outside Saskatchewan		
More employment opportunities	0	n = 2
Better wages and benefits	0	
Personal reasons	2	

TRAINING PREPARED FOR EMPLOYMENT



OVERALL QUALITY OF TRAINING RECEIVED



NOT EMPLOYED

Reason not currently employed	n = 5
Returned for further education	0
Quit employment	0
No employment opportunities	2
Lack of experience	1
Laid off by employer	2
Personal Reasons	0

Actively looking for work

Yes = 4 No = 1 n = 5

Have worked since completing training

Yes = 3 No = 2 n = 5

Work was training related

Yes = 1 No = 2 n = 3

Scheduled to return to work in the future

Yes = 1 No = 4 n = 5

PURSuing FURTHER EDUCATION

Currently enrolled in further education

Yes = 2 No = 22 n = 24

Type of further education

Sask Polytech program	1	n = 2
University program	0	
Apprenticeship program	1	
Other Post-Secondary program	0	
Other program	0	

SAMPLE OF TRAINING-RELATED EMPLOYMENT

Apprentice Electrician
Electrician

Notes:

n: Number of respondents to the question

Available to work: The employed and the not employed who are looking for work

**Electrician
Applied Certificate**

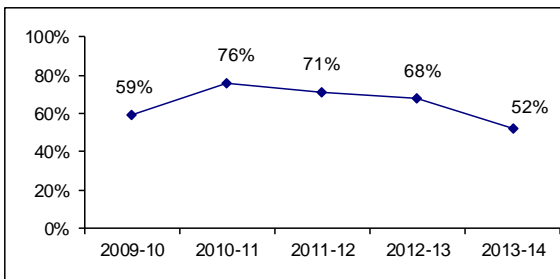
Graduates: 49
National Occupation Classification Code

Respondents: 24
7241

Prince Albert Campus
Continuing Education
Response Rate: 49%

EMPLOYMENT STATUS	(% available to work)	
Available to work	21	
Employed	15	71%
Full-time	14	67%
Part-time/casual	1	5%
Employed part-time/casual by choice	0	0%
Training-related employed	11	52%
Full-time training-related employed	10	48%
Part-time/Casual training-related employed	1	5%
Self-employed	0	0%
Unemployed (not working, but looking for work)	6	29%
Not Available to work (not working, and not looking for work)	3	

TREND OF TRAINING-RELATED EMPLOYMENT



FULL-TIME TRAINING-RELATED MONTHLY SALARY

Highest	\$3,450	
Average	\$2,528	n = 10
Median	\$2,566	
Lowest	\$1,950	

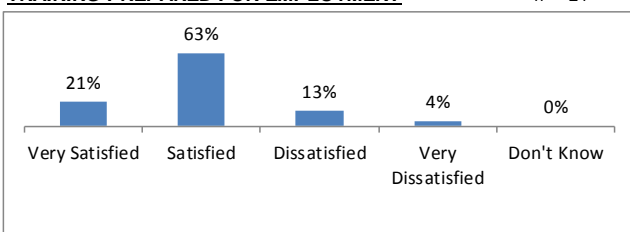
LOCATION OF TRAINING-RELATED EMPLOYMENT

Location	Percentage	Count	n = 11
Regina	18%	2	
Saskatoon	27%	3	
Prince Albert	0%	0	
Moose Jaw	0%	0	
Other Saskatchewan location	45%	5	
Outside Saskatchewan	9%	1	

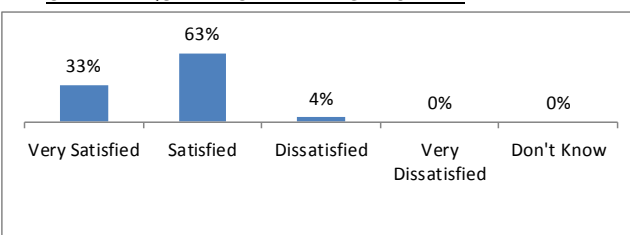
Employed out-of-province (Training & Non-Training Related Employment)

n = 1	By choice	1
Reasons why employed outside Saskatchewan		
More employment opportunities		0
Better wages and benefits		0
Personal reasons		0

TRAINING PREPARED FOR EMPLOYMENT



OVERALL QUALITY OF TRAINING RECEIVED



NOT EMPLOYED

n = 9	
Reason not currently employed	n = 9
Returned for further education	2
Quit employment	1
No employment opportunities	3
Lack of experience	1
Laid off by employer	1
Personal Reasons	1

Actively looking for work

Yes = 6 No = 3 n = 9

Have worked since completing training

Yes = 7 No = 2 n = 9

Work was training related

Yes = 1 No = 6 n = 7

Scheduled to return to work in the future

Yes = 3 No = 6 n = 9

PURSuing FURTHER EDUCATION

Currently enrolled in further education

Yes = 6 No = 18 n = 24

Type of further education

Sask Polytech program	1	n = 6
University program	0	
Apprenticeship program	2	
Other Post-Secondary program	3	
Other program	0	

SAMPLE OF TRAINING-RELATED EMPLOYMENT

Electrician
Electrician apprentice

Notes:

n: Number of respondents to the question

Available to work: The employed and the not employed who are looking for work

**Electronics Technician
Certificate**

Regina Campus

Graduates: 12

Respondents: 9
2241

Response Rate: 75%

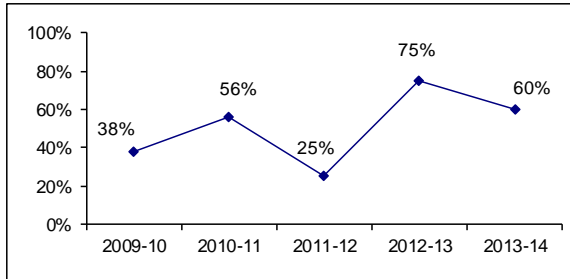
National Occupation Classification Code

EMPLOYMENT STATUS

(% available to work)

Available to work	5	100%
Employed		
Full-time	3	60%
Part-time/casual	2	40%
Employed part-time/casual by choice	0	0%
Training-related employed	3	60%
Full-time training-related employed	1	20%
Part-time/Casual training-related employed	2	40%
Self-employed	2	40%
Unemployed (not working, but looking for work)	0	0%
Not Available to work (not working, and not looking for work)	4	

TREND OF TRAINING-RELATED EMPLOYMENT



FULL-TIME TRAINING-RELATED MONTHLY SALARY

Highest	\$3,000	
Average	\$3,000	n = 1
Median	\$3,000	
Lowest	\$3,000	

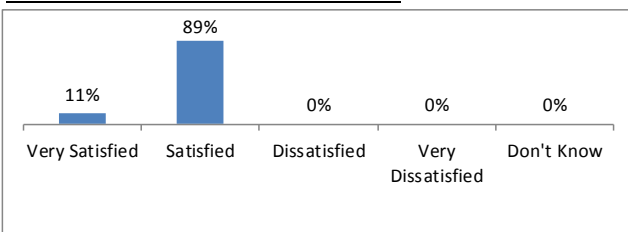
LOCATION OF TRAINING-RELATED EMPLOYMENT

		n = 3
Regina	100%	3
Saskatoon	0%	0
Prince Albert	0%	0
Moose Jaw	0%	0
Other Saskatchewan location	0%	0
Outside Saskatchewan	0%	0

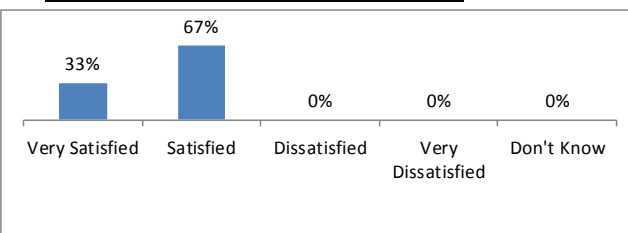
Employed out-of-province (Training & Non-Training Related Employment)

n = 1	By choice	0
Reasons why employed outside Saskatchewan		
More employment opportunities		n = 0
Better wages and benefits		0
Personal reasons		0

TRAINING PREPARED FOR EMPLOYMENT



OVERALL QUALITY OF TRAINING RECEIVED



NOT EMPLOYED

n = 4	
Reason not currently employed	n = 4
Returned for further education	3
Quit employment	0
No employment opportunities	0
Lack of experience	0
Laid off by employer	1
Personal Reasons	0

Actively looking for work

Yes = 0 No = 4 n = 4

Have worked since completing training

Yes = 4 No = 0 n = 4

Work was training related

Yes = 3 No = 1 n = 4

Scheduled to return to work in the future

Yes = 2 No = 2 n = 4

PURSuing FURTHER EDUCATION

Currently enrolled in further education

Yes = 5 No = 4 n = 9

Type of further education

	n = 5
Sask Polytech program	4
University program	0
Apprenticeship program	0
Other Post-Secondary program	0
Other program	1

SAMPLE OF TRAINING-RELATED EMPLOYMENT

Computer Service Technician

Notes:

n: Number of respondents to the question

Available to work: The employed and the not employed who are looking for work

**Environmental Engineering Technology
Diploma/Diploma Co-op**

Moose Jaw Campus

Graduates: 16

Respondents: 10
2131

Response Rate: 63%

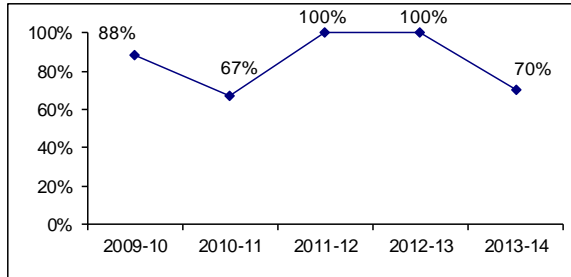
National Occupation Classification Code

EMPLOYMENT STATUS

(% available to work)

Available to work	10	100%
Employed	10	100%
Full-time	9	90%
Part-time/casual	1	10%
Employed part-time/casual by choice	1	10%
Training-related employed	7	70%
Full-time training-related employed	7	70%
Part-time/Casual training-related employed	0	0%
Self-employed	0	0%
Unemployed (not working, but looking for work)	0	0%
Not Available to work (not working, and not looking for work)	0	0%

TREND OF TRAINING-RELATED EMPLOYMENT



FULL-TIME TRAINING-RELATED MONTHLY SALARY

Highest	\$4,500	
Average	\$3,797	n = 7
Median	\$4,000	
Lowest	\$2,904	

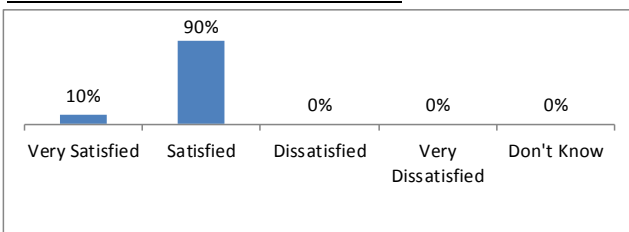
LOCATION OF TRAINING-RELATED EMPLOYMENT

		n = 7
Regina	43%	3
Saskatoon	29%	2
Prince Albert	0%	0
Moose Jaw	0%	0
Other Saskatchewan location	29%	2
Outside Saskatchewan	0%	0

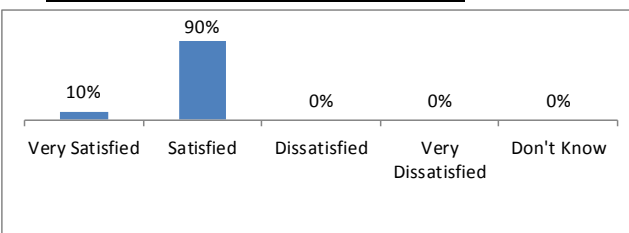
Employed out-of-province (Training & Non-Training Related Employment)

n = 0	By choice	0
Reasons why employed outside Saskatchewan		
More employment opportunities	0	n = 0
Better wages and benefits	0	
Personal reasons	0	

TRAINING PREPARED FOR EMPLOYMENT



OVERALL QUALITY OF TRAINING RECEIVED



NOT EMPLOYED

n = 0	
Reason not currently employed	n = 0
Returned for further education	0
Quit employment	0
No employment opportunities	0
Lack of experience	0
Laid off by employer	0
Personal Reasons	0

Actively looking for work

Yes = 0 No = 0 n = 0

Have worked since completing training

Yes = 0 No = 0 n = 0

Work was training related

Yes = 0 No = 0 n = 0

Scheduled to return to work in the future

Yes = 0 No = 0 n = 0

PURSuing FURTHER EDUCATION

Currently enrolled in further education

Yes = 2 No = 8 n = 10

Type of further education

	n = 2
Sask Polytech program	1
University program	0
Apprenticeship program	0
Other Post-Secondary program	1
Other program	0

SAMPLE OF TRAINING-RELATED EMPLOYMENT

Engineering Technologist
Environmental Technologist

Notes:

n: Number of respondents to the question

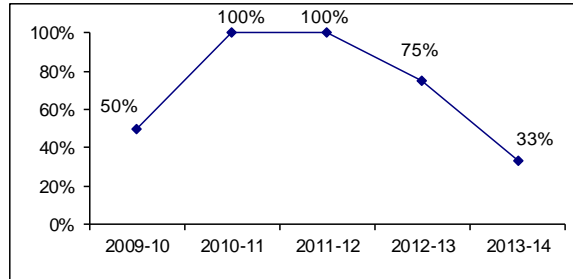
Available to work: The employed and the not employed who are looking for work

EMPLOYMENT STATUS

(% available to work)

Available to work	9
Employed	6 67%
Full-time	6 67%
Part-time/casual	0 0%
Employed part-time/casual by choice	0 0%
Training-related employed	3 33%
Full-time training-related employed	3 33%
Part-time/Casual training-related employed	0 0%
Self-employed	1 11%
Unemployed (not working, but looking for work)	3 33%
Not Available to work (not working, and not looking for work)	0

TREND OF TRAINING-RELATED EMPLOYMENT



FULL-TIME TRAINING-RELATED MONTHLY SALARY

Highest	\$4,800
Average	\$3,350
Median	\$2,700
Lowest	\$2,550

n = 3

LOCATION OF TRAINING-RELATED EMPLOYMENT

Regina	0%	0
Saskatoon	0%	0
Prince Albert	67%	2
Moose Jaw	0%	0
Other Saskatchewan location	33%	1
Outside Saskatchewan	0%	0

n = 3

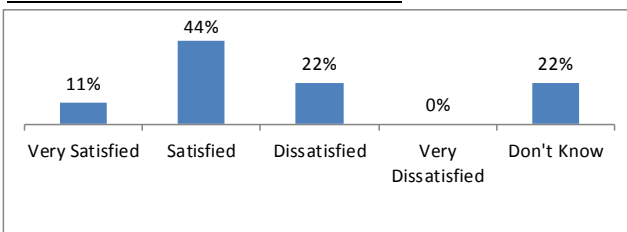
Employed out-of-province (Training & Non-Training Related Employment)

n = 1	By choice	0
-------	-----------	---

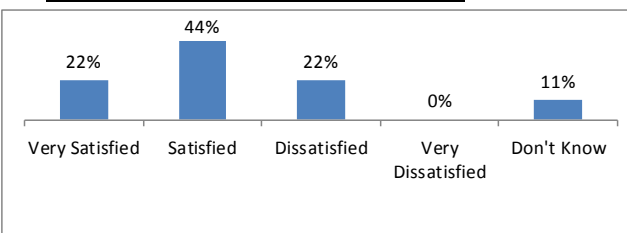
Reasons why employed outside Saskatchewan

More employment opportunities	0	n = 0
Better wages and benefits	0	
Personal reasons	0	

TRAINING PREPARED FOR EMPLOYMENT



OVERALL QUALITY OF TRAINING RECEIVED



NOT EMPLOYED

Reason not currently employed	n = 3
Returned for further education	0
Quit employment	0
No employment opportunities	1
Lack of experience	1
Laid off by employer	1
Personal Reasons	0

Actively looking for work

Yes = 3	No = 0	n = 3
---------	--------	-------

Have worked since completing training

Yes = 3	No = 0	n = 3
---------	--------	-------

Work was training related

Yes = 3	No = 0	n = 3
---------	--------	-------

Scheduled to return to work in the future

Yes = 1	No = 2	n = 3
---------	--------	-------

PURSuing FURTHER EDUCATION

Currently enrolled in further education

Yes = 0	No = 9	n = 9
---------	--------	-------

Type of further education

Sask Polytech program	0	n = 0
University program	0	
Apprenticeship program	0	
Other Post-Secondary program	0	
Other program	0	

SAMPLE OF TRAINING-RELATED EMPLOYMENT

GIS Technician

Notes:

n: Number of respondents to the question

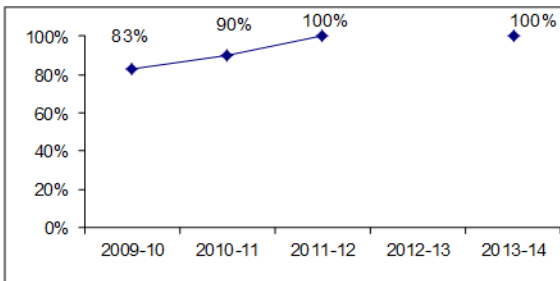
Available to work: The employed and the not employed who are looking for work

EMPLOYMENT STATUS

(% available to work)

Available to work	5	
Employed	5	100%
Full-time	5	100%
Part-time/casual	0	0%
Employed part-time/casual by choice	0	0%
Training-related employed	5	100%
Full-time training-related employed	5	100%
Part-time/Casual training-related employed	0	0%
Self-employed	0	0%
Unemployed (not working, but looking for work)	0	0%
Not Available to work (not working, and not looking for work)	0	

TREND OF TRAINING-RELATED EMPLOYMENT



FULL-TIME TRAINING-RELATED MONTHLY SALARY

Highest	\$3,600	
Average	\$3,563	n = 4
Median	\$3,600	
Lowest	\$3,450	

LOCATION OF TRAINING-RELATED EMPLOYMENT

		n = 5
Regina	40%	2
Saskatoon	0%	0
Prince Albert	0%	0
Moose Jaw	0%	0
Other Saskatchewan location	40%	2
Outside Saskatchewan	20%	1

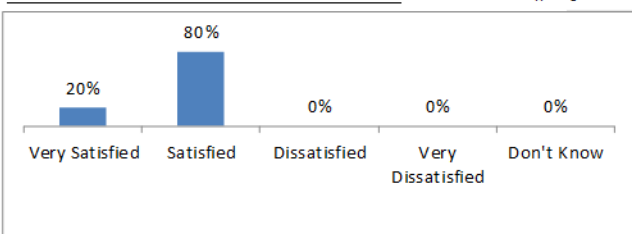
Employed out-of-province (Training & Non-Training Related Employment)

n = 1	By choice	1
-------	-----------	---

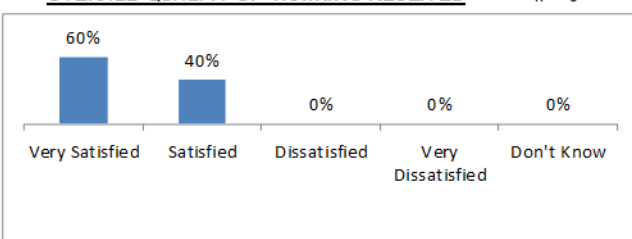
Reasons why employed outside Saskatchewan

More employment opportunities	0	n = 0
Better wages and benefits	0	
Personal reasons	0	

TRAINING PREPARED FOR EMPLOYMENT



OVERALL QUALITY OF TRAINING RECEIVED



NOT EMPLOYED

n = 0

Reason not currently employed

Returned for further education	0
No employment opportunities	0
Lack of experience	0
Quit employment	0
Laid off by employer	0
Personal Reasons	0

Actively looking for work

n = 0

Yes = 0 No = 0

Have worked since completing training

n = 0

Yes = 0 No = 0

Work was training related

n = 0

Yes = 0 No = 0

Scheduled to return to work in the future

n = 0

Yes = 0 No = 0

PURSUEING FURTHER EDUCATION

Currently enrolled in further education

n = 5

Yes = 0 No = 5

Type of further education

Sask Polytech program	0	n = 0
University program	0	
Apprenticeship program	0	
Other Post-Secondary program	0	
Other program	0	

SAMPLE OF TRAINING-RELATED EMPLOYMENT

- Field Supervisor
- Junior Surveyor
- Survey Assistant

Notes:

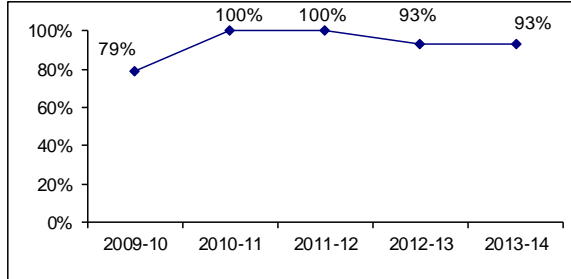
n: Number of respondents to the question

Available to work: The employed and the not employed who are looking for work

EMPLOYMENT STATUS

	(% available to work)
Available to work	14
Employed	100%
Full-time	93%
Part-time/casual	7%
Employed part-time/casual by choice	7%
Training-related employed	93%
Full-time training-related employed	93%
Part-time/Casual training-related employed	0%
Self-employed	0%
Unemployed (not working, but looking for work)	0%
Not Available to work (not working, and not looking for work)	0%

TREND OF TRAINING-RELATED EMPLOYMENT



FULL-TIME TRAINING-RELATED MONTHLY SALARY

Highest	\$7,500
Average	\$5,636
Median	\$5,475
Lowest	\$3,795

n = 13

LOCATION OF TRAINING-RELATED EMPLOYMENT

Location	Percentage	Count
Regina	8%	1
Saskatoon	8%	1
Prince Albert	0%	0
Moose Jaw	0%	0
Other Saskatchewan location	62%	8
Outside Saskatchewan	23%	3

n = 13

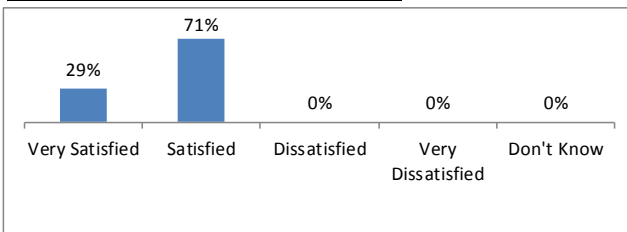
Employed out-of-province (Training & Non-Training Related Employment)

n = 3	By choice	2
-------	-----------	---

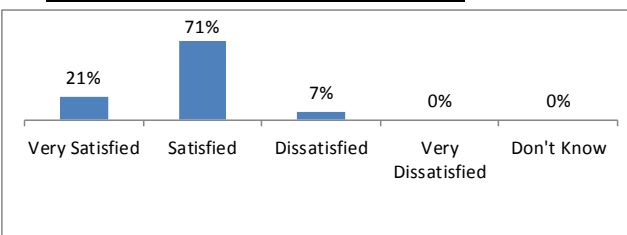
Reasons why employed outside Saskatchewan

More employment opportunities	0	n = 1
Better wages and benefits	1	
Personal reasons	0	

TRAINING PREPARED FOR EMPLOYMENT



OVERALL QUALITY OF TRAINING RECEIVED



NOT EMPLOYED

n = 0	
Reason not currently employed	n = 0
Returned for further education	0
Quit employment	0
No employment opportunities	0
Lack of experience	0
Laid off by employer	0
Personal Reasons	0

Actively looking for work

Yes = 0	No = 0	n = 0
---------	--------	-------

Have worked since completing training

Yes = 0	No = 0	n = 0
---------	--------	-------

Work was training related

Yes = 0	No = 0	n = 0
---------	--------	-------

Scheduled to return to work in the future

Yes = 0	No = 0	n = 0
---------	--------	-------

PURSuing FURTHER EDUCATION

Currently enrolled in further education

Yes = 0	No = 14	n = 14
---------	---------	--------

Type of further education

Sask Polytech program	0	n = 0
University program	0	
Apprenticeship program	0	
Other Post-Secondary program	0	
Other program	0	

SAMPLE OF TRAINING-RELATED EMPLOYMENT

Instrumentation Technician
Instrumentation Technologist

Notes:

n: Number of respondents to the question

Available to work: The employed and the not employed who are looking for work

Integrated Resource Management (IRM)

Prince Albert Campus

Diploma

Base

Graduates: 12

Respondents: 8

Response Rate: 67%

National Occupation Classification Code

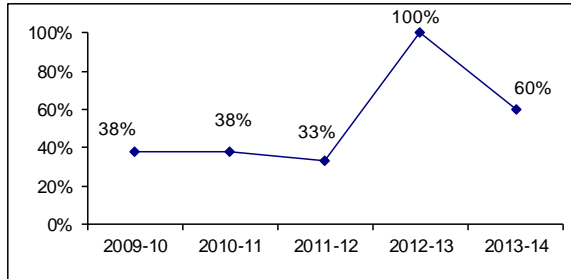
2224

EMPLOYMENT STATUS

(% available to work)

Available to work	5	
Employed	3	60%
Full-time	1	20%
Part-time/casual	2	40%
Employed part-time/casual by choice	1	20%
Training-related employed	3	60%
Full-time training-related employed	1	20%
Part-time/Casual training-related employed	2	40%
Self-employed	0	0%
Unemployed (not working, but looking for work)	2	40%
Not Available to work (not working, and not looking for work)	3	

TREND OF TRAINING-RELATED EMPLOYMENT



FULL-TIME TRAINING-RELATED MONTHLY SALARY

Highest	\$3,375	
Average	\$3,375	n = 1
Median	\$3,375	
Lowest	\$3,375	

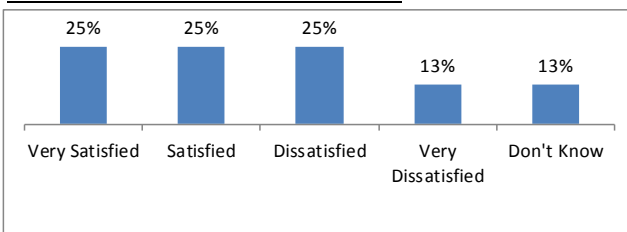
LOCATION OF TRAINING-RELATED EMPLOYMENT

		n = 3
Regina	33%	1
Saskatoon	0%	0
Prince Albert	33%	1
Moose Jaw	0%	0
Other Saskatchewan location	33%	1
Outside Saskatchewan	0%	0

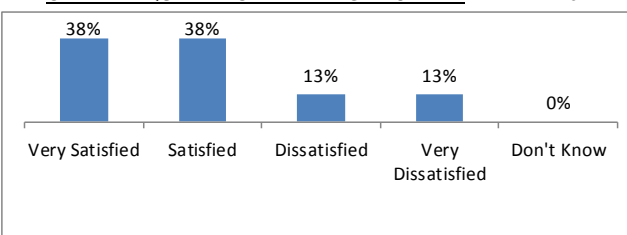
Employed out-of-province (Training & Non-Training Related Employment)

n = 0	By choice	0
Reasons why employed outside Saskatchewan		
More employment opportunities		0
Better wages and benefits		0
Personal reasons		0

TRAINING PREPARED FOR EMPLOYMENT



OVERALL QUALITY OF TRAINING RECEIVED



NOT EMPLOYED

n = 5	
Reason not currently employed	n = 5
Returned for further education	3
Quit employment	0
No employment opportunities	0
Lack of experience	2
Laid off by employer	0
Personal Reasons	0

Actively looking for work

Yes = 2 No = 3 n = 5

Have worked since completing training

Yes = 3 No = 2 n = 5

Work was training related

Yes = 2 No = 1 n = 3

Scheduled to return to work in the future

Yes = 3 No = 2 n = 5

PURSuing FURTHER EDUCATION

Currently enrolled in further education
Yes = 4 No = 4 n = 8

Type of further education n = 4

Sask Polytech program	1
University program	3
Apprenticeship program	0
Other Post-Secondary program	0
Other program	0

SAMPLE OF TRAINING-RELATED EMPLOYMENT

Outdoor Environmental Education Technician

Notes:

n: Number of respondents to the question

Available to work: The employed and the not employed who are looking for work

**Mechanical Engineering Technology
Diploma**

Saskatoon Campus

Graduates: 7

Respondents: 5

Response Rate: 71%

National Occupation Classification Code

2232

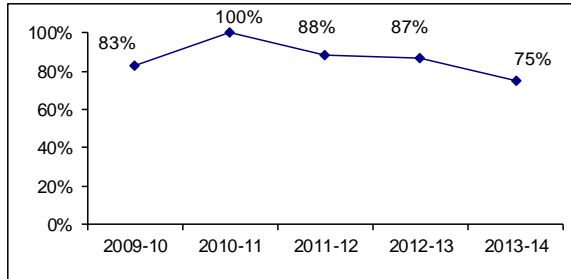
Base

EMPLOYMENT STATUS

(% available to work)

Available to work	4	
Employed	4	100%
Full-time	4	100%
Part-time/casual	0	0%
Employed part-time/casual by choice	0	0%
Training-related employed	3	75%
Full-time training-related employed	3	75%
Part-time/Casual training-related employed	0	0%
Self-employed	0	0%
Unemployed (not working, but looking for work)	0	0%
Not Available to work (not working, and not looking for work)	1	

TREND OF TRAINING-RELATED EMPLOYMENT



FULL-TIME TRAINING-RELATED MONTHLY SALARY

Highest	\$5,250	
Average	\$4,165	n = 3
Median	\$3,795	
Lowest	\$3,450	

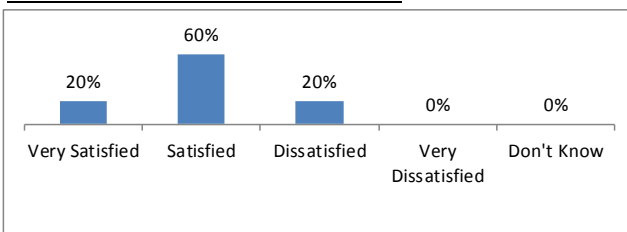
LOCATION OF TRAINING-RELATED EMPLOYMENT

		n = 3
Regina	33%	1
Saskatoon	33%	1
Prince Albert	0%	0
Moose Jaw	0%	0
Other Saskatchewan location	0%	0
Outside Saskatchewan	33%	1

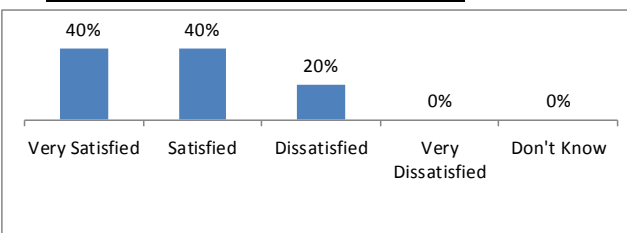
Employed out-of-province (Training & Non-Training Related Employment)

n = 1	By choice	1
Reasons why employed outside Saskatchewan		
More employment opportunities	0	n = 1
Better wages and benefits	1	
Personal reasons	0	

TRAINING PREPARED FOR EMPLOYMENT



OVERALL QUALITY OF TRAINING RECEIVED



NOT EMPLOYED

n = 1	
Reason not currently employed	n = 1
Returned for further education	1
Quit employment	0
No employment opportunities	0
Lack of experience	0
Laid off by employer	0
Personal Reasons	0

Actively looking for work

Yes = 0	No = 1	n = 1
---------	--------	-------

Have worked since completing training

Yes = 0	No = 1	n = 1
---------	--------	-------

Work was training related

Yes = 0	No = 0	n = 0
---------	--------	-------

Scheduled to return to work in the future

Yes = 1	No = 0	n = 1
---------	--------	-------

PURSuing FURTHER EDUCATION

Currently enrolled in further education		
Yes = 1	No = 4	n = 5

Type of further education

	n = 1
Sask Polytech program	1
University program	0
Apprenticeship program	0
Other Post-Secondary program	0
Other program	0

SAMPLE OF TRAINING-RELATED EMPLOYMENT

Junior Mechanical Designer
Mechanical Engineering Technologist

Notes:

n: Number of respondents to the question

Available to work: The employed and the not employed who are looking for work

**Mining Engineering Technology
Diploma**

Saskatoon Campus

Graduates: 11

Respondents: 7
9241

Response Rate: 64%

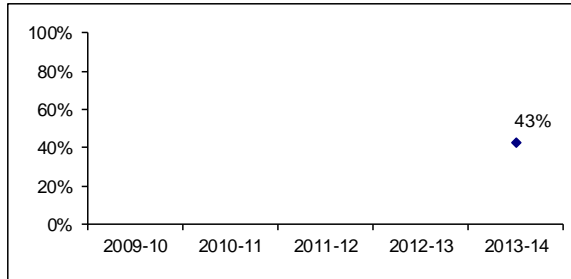
National Occupation Classification Code

EMPLOYMENT STATUS

(% available to work)

Available to work	7	
Employed	7	100%
Full-time	7	100%
Part-time/casual	0	0%
Employed part-time/casual by choice	0	0%
Training-related employed	3	43%
Full-time training-related employed	3	43%
Part-time/Casual training-related employed	0	0%
Self-employed	0	0%
Unemployed (not working, but looking for work)	0	0%
Not Available to work (not working, and not looking for work)	0	0%

TREND OF TRAINING-RELATED EMPLOYMENT



FULL-TIME TRAINING-RELATED MONTHLY SALARY

Highest	\$6,666	
Average	\$6,197	n = 3
Median	\$6,300	
Lowest	\$5,625	

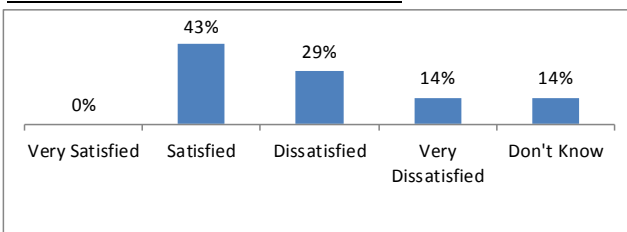
LOCATION OF TRAINING-RELATED EMPLOYMENT

		n = 3
Regina	0%	0
Saskatoon	0%	0
Prince Albert	0%	0
Moose Jaw	0%	0
Other Saskatchewan location	100%	3
Outside Saskatchewan	0%	0

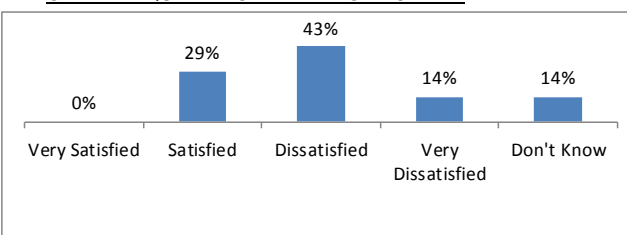
Employed out-of-province (Training & Non-Training Related Employment)

n = 0	By choice	0
Reasons why employed outside Saskatchewan		
More employment opportunities		0
Better wages and benefits		0
Personal reasons		0

TRAINING PREPARED FOR EMPLOYMENT



OVERALL QUALITY OF TRAINING RECEIVED



NOT EMPLOYED

n = 0	
Reason not currently employed	n = 0
Returned for further education	0
Quit employment	0
No employment opportunities	0
Lack of experience	0
Laid off by employer	0
Personal Reasons	0

Actively looking for work

Yes = 0 No = 0 n = 0

Have worked since completing training

Yes = 0 No = 0 n = 0

Work was training related

Yes = 0 No = 0 n = 0

Scheduled to return to work in the future

Yes = 0 No = 0 n = 0

PURSuing FURTHER EDUCATION

Currently enrolled in further education

Yes = 0 No = 7 n = 7

Type of further education

n = 0	
Sask Polytech program	0
University program	0
Apprenticeship program	0
Other Post-Secondary program	0
Other program	0

SAMPLE OF TRAINING-RELATED EMPLOYMENT

Mine Technician
Mining Engineering Technologist

Notes:

n: Number of respondents to the question

Available to work: The employed and the not employed who are looking for work

**Power Engineering Technician
Certificate**

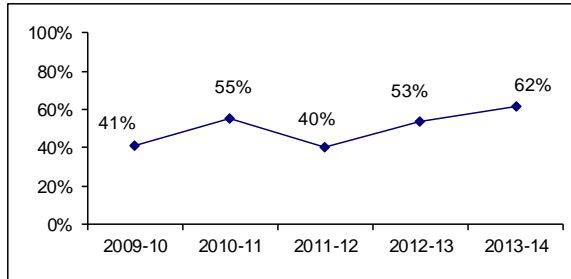
Graduates: 47
National Occupation Classification Code

Respondents: 18
9241

Saskatoon Campus
Continuing Education
Response Rate: 38%

EMPLOYMENT STATUS	(% available to work)
Available to work	13
Employed	9 69%
Full-time	8 62%
Part-time/casual	1 8%
Employed part-time/casual by choice	1 8%
Training-related employed	8 62%
Full-time training-related employed	8 62%
Part-time/Casual training-related employed	0 0%
Self-employed	0 0%
Unemployed (not working, but looking for work)	4 31%
Not Available to work (not working, and not looking for work)	5

TREND OF TRAINING-RELATED EMPLOYMENT



FULL-TIME TRAINING-RELATED MONTHLY SALARY

Highest	\$6,000	
Average	\$5,046	n = 8
Median	\$5,050	
Lowest	\$4,500	

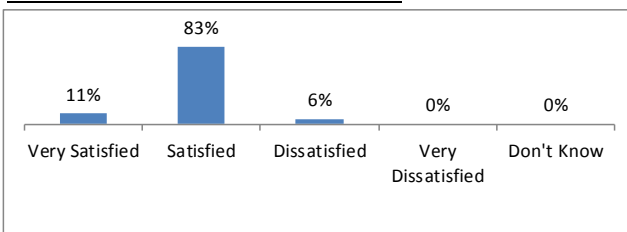
LOCATION OF TRAINING-RELATED EMPLOYMENT

Location	Percentage	Count	n = 8
Regina	50%	4	
Saskatoon	0%	0	
Prince Albert	0%	0	
Moose Jaw	13%	1	
Other Saskatchewan location	38%	3	
Outside Saskatchewan	0%	0	

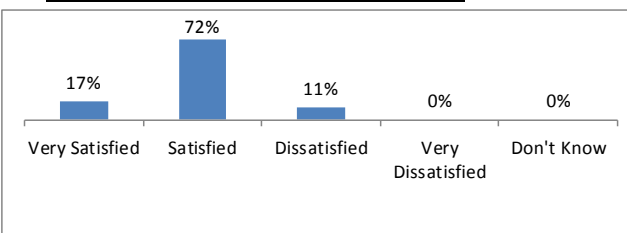
Employed out-of-province (Training & Non-Training Related Employment)

n = 0	By choice	0
Reasons why employed outside Saskatchewan		
More employment opportunities		0
Better wages and benefits		0
Personal reasons		0

TRAINING PREPARED FOR EMPLOYMENT



OVERALL QUALITY OF TRAINING RECEIVED



NOT EMPLOYED

n = 9	
Reason not currently employed	n = 9
Returned for further education	4
Quit employment	0
No employment opportunities	3
Lack of experience	1
Laid off by employer	0
Personal Reasons	1

Actively looking for work

Yes = 4 No = 5 n = 9

Have worked since completing training

Yes = 2 No = 7 n = 9

Work was training related

Yes = 0 No = 2 n = 2

Scheduled to return to work in the future

Yes = 2 No = 7 n = 9

PURSuing FURTHER EDUCATION

Currently enrolled in further education

Yes = 7 No = 11 n = 18

Type of further education

Sask Polytech program	5	n = 7
University program	0	
Apprenticeship program	0	
Other Post-Secondary program	0	
Other program	2	

SAMPLE OF TRAINING-RELATED EMPLOYMENT

Power Engineering Technician
Process Operator

Notes:

n: Number of respondents to the question

Available to work: The employed and the not employed who are looking for work

Power Engineering Technology

Saskatoon Campus

Diploma

Base

Graduates: 26

Respondents: 22

Response Rate:

85%

National Occupation Classification Code

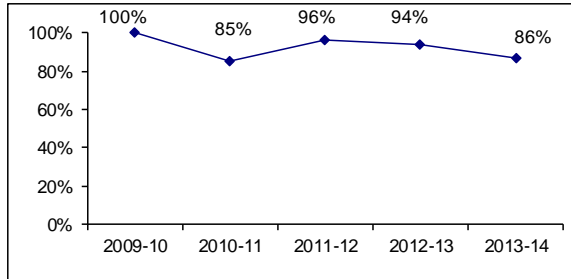
9241

EMPLOYMENT STATUS

(% available to work)

Available to work	22	
Employed	19	86%
Full-time	17	77%
Part-time/casual	2	9%
Employed part-time/casual by choice	0	0%
Training-related employed	19	86%
Full-time training-related employed	17	77%
Part-time/Casual training-related employed	2	9%
Self-employed	0	0%
Unemployed (not working, but looking for work)	3	14%
Not Available to work (not working, and not looking for work)	0	

TREND OF TRAINING-RELATED EMPLOYMENT



FULL-TIME TRAINING-RELATED MONTHLY SALARY

Highest	\$8,500	
Average	\$5,643	n = 16
Median	\$5,895	
Lowest	\$3,000	

LOCATION OF TRAINING-RELATED EMPLOYMENT

n = 19

Regina	5%	1
Saskatoon	37%	7
Prince Albert	5%	1
Moose Jaw	0%	0
Other Saskatchewan location	47%	9
Outside Saskatchewan	5%	1

Employed out-of-province (Training & Non-Training Related Employment)

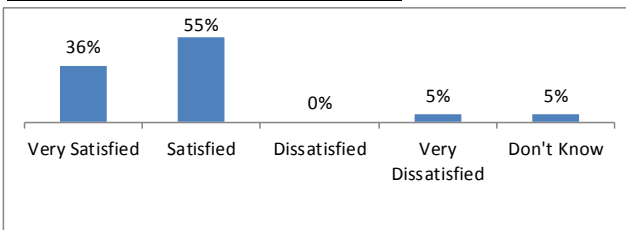
n = 1 By choice 1

Reasons why employed outside Saskatchewan

More employment opportunities	0	n = 1
Better wages and benefits	1	
Personal reasons	0	

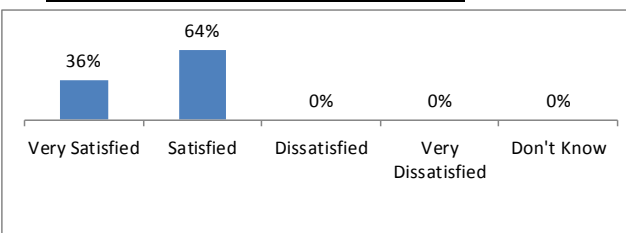
TRAINING PREPARED FOR EMPLOYMENT

n = 22



OVERALL QUALITY OF TRAINING RECEIVED

n = 22



NOT EMPLOYED

n = 3

Reason not currently employed

n = 3

Returned for further education	0
Quit employment	0
No employment opportunities	2
Lack of experience	1
Laid off by employer	0
Personal Reasons	0

Actively looking for work

n = 3

Yes = 3 No = 0

Have worked since completing training

Yes = 2 No = 1 n = 3

Work was training related

Yes = 0 No = 2 n = 2

Scheduled to return to work in the future

Yes = 0 No = 3 n = 3

PURSuing FURTHER EDUCATION

Currently enrolled in further education

Yes = 0 No = 22 n = 22

Type of further education

n = 0

Sask Polytech program	0
University program	0
Apprenticeship program	0
Other Post-Secondary program	0
Other program	0

SAMPLE OF TRAINING-RELATED EMPLOYMENT

Process Operator/Power Engineer

Facility Operator

Thermal Plant Operator

Notes:

n: Number of respondents to the question

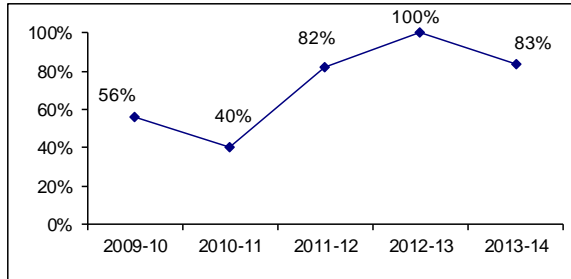
Available to work: The employed and the not employed who are looking for work

EMPLOYMENT STATUS

(% available to work)

Available to work	6	
Employed	6	100%
Full-time	6	100%
Part-time/casual	0	0%
Employed part-time/casual by choice	0	0%
Training-related employed	5	83%
Full-time training-related employed	5	83%
Part-time/Casual training-related employed	0	0%
Self-employed	0	0%
Unemployed (not working, but looking for work)	0	0%
Not Available to work (not working, and not looking for work)	2	

TREND OF TRAINING-RELATED EMPLOYMENT



FULL-TIME TRAINING-RELATED MONTHLY SALARY

Highest	\$3,521	
Average	\$3,253	n = 5
Median	\$3,300	
Lowest	\$2,925	

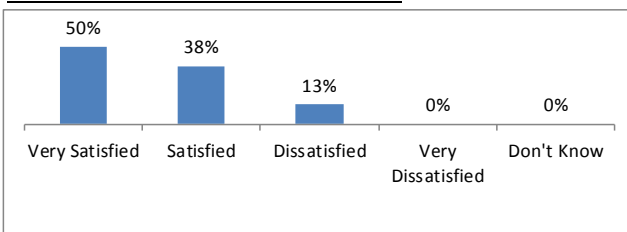
LOCATION OF TRAINING-RELATED EMPLOYMENT

			n = 5
Regina	0%	0	
Saskatoon	0%	0	
Prince Albert	0%	0	
Moose Jaw	0%	0	
Other Saskatchewan location	80%	4	
Outside Saskatchewan	20%	1	

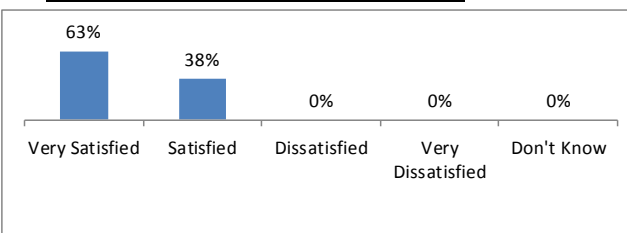
Employed out-of-province (Training & Non-Training Related Employment)

n = 1	By choice	0
Reasons why employed outside Saskatchewan		
More employment opportunities		0
Better wages and benefits		0
Personal reasons		0

TRAINING PREPARED FOR EMPLOYMENT



OVERALL QUALITY OF TRAINING RECEIVED



NOT EMPLOYED

n = 2	
Reason not currently employed	n = 2
Returned for further education	2
Quit employment	0
No employment opportunities	0
Lack of experience	0
Laid off by employer	0
Personal Reasons	0

Actively looking for work

Yes = 0 No = 2 n = 2

Have worked since completing training

Yes = 1 No = 1 n = 2

Work was training related

Yes = 0 No = 1 n = 1

Scheduled to return to work in the future

Yes = 0 No = 2 n = 2

PURSuing FURTHER EDUCATION

Currently enrolled in further education

Yes = 2 No = 6 n = 8

Type of further education

Sask Polytech program	0	
University program	1	
Apprenticeship program	0	
Other Post-Secondary program	1	
Other program	0	

SAMPLE OF TRAINING-RELATED EMPLOYMENT

Seasonal Conservation Officer

Notes:

n: Number of respondents to the question

Available to work: The employed and the not employed who are looking for work

**Telecommunications/Radio Systems Technician
Advanced Certificate**

Regina Campus

Graduates: 8

Respondents: 5

Response Rate: 63%

National Occupation Classification Code

7246

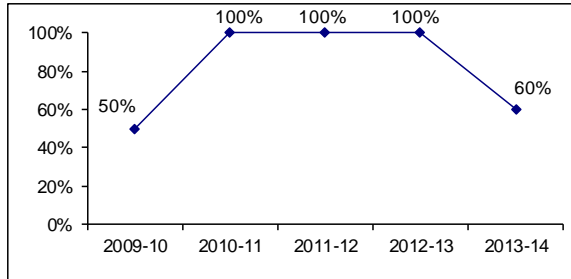
Base

EMPLOYMENT STATUS

(% available to work)

Available to work	5	100%
Employed	3	60%
Full-time	2	40%
Part-time/casual	1	20%
Employed part-time/casual by choice	1	20%
Training-related employed	3	60%
Full-time training-related employed	2	40%
Part-time/Casual training-related employed	1	20%
Self-employed	0	0%
Unemployed (not working, but looking for work)	0	0%
Not Available to work (not working, and not looking for work)	0	0%

TREND OF TRAINING-RELATED EMPLOYMENT



FULL-TIME TRAINING-RELATED MONTHLY SALARY

Highest	\$4,091	
Average	\$3,920	n = 2
Median	\$3,920	
Lowest	\$3,750	

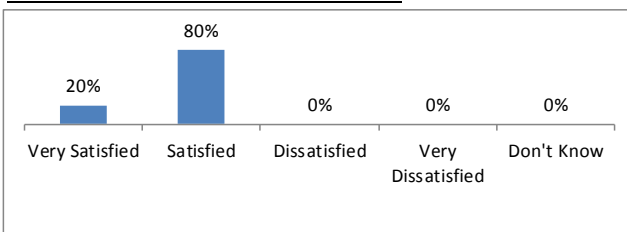
LOCATION OF TRAINING-RELATED EMPLOYMENT

		n = 3
Regina	67%	2
Saskatoon	0%	0
Prince Albert	0%	0
Moose Jaw	0%	0
Other Saskatchewan location	0%	0
Outside Saskatchewan	33%	1

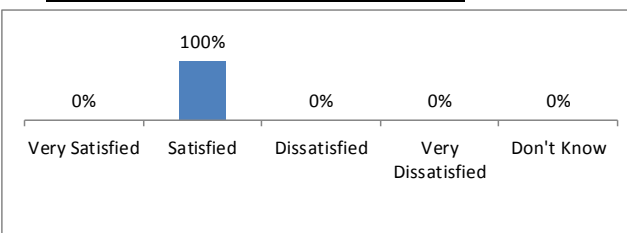
Employed out-of-province (Training & Non-Training Related Employment)

n = 1	By choice	1
Reasons why employed outside Saskatchewan		
More employment opportunities		0
Better wages and benefits		0
Personal reasons		0

TRAINING PREPARED FOR EMPLOYMENT



OVERALL QUALITY OF TRAINING RECEIVED



NOT EMPLOYED

n = 0	
Reason not currently employed	n = 0
Returned for further education	0
Quit employment	0
No employment opportunities	0
Lack of experience	0
Laid off by employer	0
Personal Reasons	0

Actively looking for work

Yes = 0 No = 0 n = 0

Have worked since completing training

Yes = 0 No = 0 n = 0

Work was training related

Yes = 0 No = 0 n = 0

Scheduled to return to work in the future

Yes = 0 No = 0 n = 0

PURSuing FURTHER EDUCATION

Currently enrolled in further education

Yes = 0 No = 5 n = 5

Type of further education

Sask Polytech program	0	n = 0
University program	0	
Apprenticeship program	0	
Other Post-Secondary program	0	
Other program	0	

SAMPLE OF TRAINING-RELATED EMPLOYMENT

Communications Technician
Traffic Signal Control Technican

Notes:

n: Number of respondents to the question

Available to work: The employed and the not employed who are looking for work

**Underground Mining Core
Certificate**

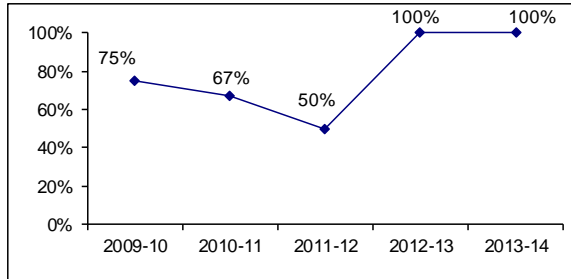
Graduates: 14
National Occupation Classification Code

Respondents: 4
8231

Prince Albert Campus
Continuing Education
Response Rate: 29%

EMPLOYMENT STATUS	(% available to work)
Available to work	3
Employed	3 100%
Full-time	3 100%
Part-time/casual	0 0%
Employed part-time/casual by choice	0 0%
Training-related employed	3 100%
Full-time training-related employed	3 100%
Part-time/Casual training-related employed	0 0%
Self-employed	0 0%
Unemployed (not working, but looking for work)	0 0%
Not Available to work (not working, and not looking for work)	1

TREND OF TRAINING-RELATED EMPLOYMENT



FULL-TIME TRAINING-RELATED MONTHLY SALARY

Highest	\$4,650	
Average	\$4,650	n = 2
Median	\$4,650	
Lowest	\$4,650	


LOCATION OF TRAINING-RELATED EMPLOYMENT

Location	Percentage	Count	n = 3
Regina	0%	0	
Saskatoon	0%	0	
Prince Albert	0%	0	
Moose Jaw	0%	0	
Other Saskatchewan location	100%	3	
Outside Saskatchewan	0%	0	

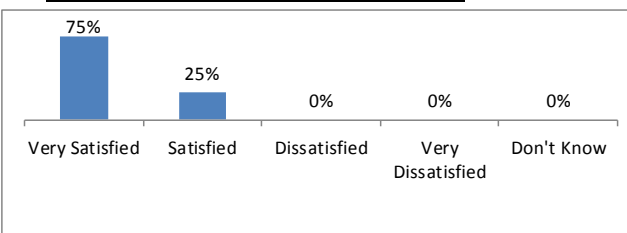
Employed out-of-province (Training & Non-Training Related Employment)

n = 0	By choice	0
Reasons why employed outside Saskatchewan		
More employment opportunities		0
Better wages and benefits		0
Personal reasons		0

TRAINING PREPARED FOR EMPLOYMENT



OVERALL QUALITY OF TRAINING RECEIVED



NOT EMPLOYED

n = 1	
Reason not currently employed	n = 1
Returned for further education	1
Quit employment	0
No employment opportunities	0
Lack of experience	0
Laid off by employer	0
Personal Reasons	0

Actively looking for work

Yes = 0 No = 1 n = 1

Have worked since completing training

Yes = 1 No = 0 n = 1

Work was training related

Yes = 1 No = 0 n = 1

Scheduled to return to work in the future

Yes = 0 No = 1 n = 1

PURSuing FURTHER EDUCATION

Currently enrolled in further education

Yes = 1 No = 3 n = 4

Type of further education

Sask Polytech program	1	n = 1
University program	0	
Apprenticeship program	0	
Other Post-Secondary program	0	
Other program	0	

SAMPLE OF TRAINING-RELATED EMPLOYMENT

Underground Miner

Notes:

n: Number of respondents to the question

Available to work: The employed and the not employed who are looking for work

**Water Resources Engineering Technology
Diploma/Diploma Co-op**

Moose Jaw Campus

Graduates: 8

Respondents: 4

Response Rate: 50%

National Occupation Classification Code

2131

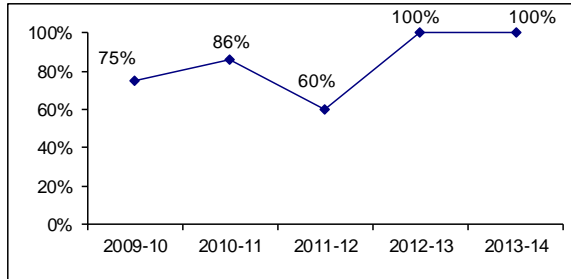
Base

EMPLOYMENT STATUS

(% available to work)

Available to work	4	
Employed	4	100%
Full-time	4	100%
Part-time/casual	0	0%
Employed part-time/casual by choice	0	0%
Training-related employed	4	100%
Full-time training-related employed	4	100%
Part-time/Casual training-related employed	0	0%
Self-employed	0	0%
Unemployed (not working, but looking for work)	0	0%
Not Available to work (not working, and not looking for work)	0	

TREND OF TRAINING-RELATED EMPLOYMENT



FULL-TIME TRAINING-RELATED MONTHLY SALARY

Highest	\$4,350	
Average	\$4,181	n = 4
Median	\$4,275	
Lowest	\$3,825	

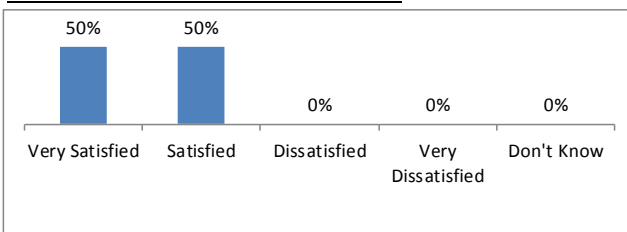
LOCATION OF TRAINING-RELATED EMPLOYMENT

		n = 4
Regina	0%	0
Saskatoon	75%	3
Prince Albert	25%	1
Moose Jaw	0%	0
Other Saskatchewan location	0%	0
Outside Saskatchewan	0%	0

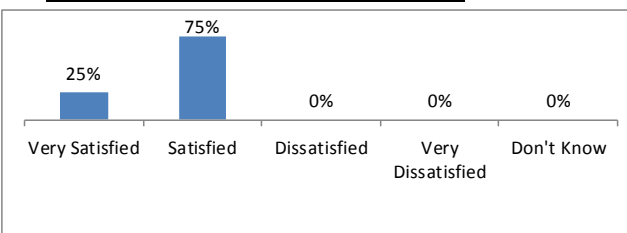
Employed out-of-province (Training & Non-Training Related Employment)

n = 0	By choice	0
Reasons why employed outside Saskatchewan		
More employment opportunities		n = 0
Better wages and benefits		0
Personal reasons		0

TRAINING PREPARED FOR EMPLOYMENT



OVERALL QUALITY OF TRAINING RECEIVED



NOT EMPLOYED

n = 0	
Reason not currently employed	n = 0
Returned for further education	0
Quit employment	0
No employment opportunities	0
Lack of experience	0
Laid off by employer	0
Personal Reasons	0

Actively looking for work

Yes = 0	No = 0	n = 0
---------	--------	-------

Have worked since completing training

Yes = 0	No = 0	n = 0
---------	--------	-------

Work was training related

Yes = 0	No = 0	n = 0
---------	--------	-------

Scheduled to return to work in the future

Yes = 0	No = 0	n = 0
---------	--------	-------

PURSuing FURTHER EDUCATION

Currently enrolled in further education

Yes = 0	No = 4	n = 4
---------	--------	-------

Type of further education

	n = 0
Sask Polytech program	0
University program	0
Apprenticeship program	0
Other Post-Secondary program	0
Other program	0

SAMPLE OF TRAINING-RELATED EMPLOYMENT

- Civil Technologist
- Engineering Technologist
- Water Engineering Technologist
- Water Resources/Civil Technologist

Notes:

n: Number of respondents to the question

Available to work: The employed and the not employed who are looking for work

Appendix A: Program Changes

Revisions to the following programs were implemented by Saskatchewan Polytechnic.

Division/Program Name	Change
Business	
Social Housing Management applied certificate	Program was suspended effective December 1, 2013
Community Services	
Culinary Arts diploma	Program was implemented July 1, 2013
Hotel & Restaurant Administration diploma	Program name was changed to Hotel & Restaurant Management effective July 1, 2013
Health Sciences	
Advance Care Paramedic diploma	Program expanded to Saskatoon Campus effective December 1, 2013
Nursing	
Bachelor of Science in Psychiatric Nursing degree	Degree completion for graduates of Psychiatric Nursing prior to 2010 effective January 1, 2014
Critical Care Nursing advanced certificate	Program was implemented January 1, 2014
Orientation to Nursing in Canada for Internationally Educated Nurses applied certificate	Admissions for core-funded full program option was suspended for the 2013-14 academic year effective July 1, 2013
Practical Nurse Re-entry applied certificate	Program was suspended effective April 1, 2014
Primary Care Nurse Practitioner advanced certificate	Program was suspended effective July 1, 2013.
Technology	
Geomatics Engineering Technology diploma	Program name was changed to Geomatics and Surveying Engineering Technology effective July 1, 2013

Appendix B: Survey Questionnaire



2014 Graduate Employment Survey

General Information

Q1 What is the full name of the program from which you graduated? _____

Q2 What is the name of the credential that you received? (**SELECT ONLY ONE**)

____ Applied Certificate ____ Certificate ____ Advanced Certificate ____ Diploma

Q3 At which SIAST campus or other location did you take your program?

____ Saskatoon Campus ____ Regina Campus
____ Moose Jaw Campus ____ Prince Albert Campus
____ Regional College or Other Provider (including online), **specify** _____

Q4 How satisfied were you with the overall quality of training you received in your program?

____ Very Satisfied ____ Satisfied ____ Dissatisfied ____ Very Dissatisfied ____ Don't Know

Q4b Provide any comments you have on the quality of training received in your program or what SIAST might do to improve the training.

Q5 Based on the training you received, how satisfied were you with your preparation for employment in your field of study?

____ Very Satisfied ____ Satisfied ____ Dissatisfied ____ Very Dissatisfied ____ Don't Know

Q5b Provide any comments you have on the ability of the program to prepare you for employment in your field of study, provide a brief comment on what Sask Polytech might do to improve the training.

Q6 Were you already employed in your field of study prior to enrolling at Sask Polytech?

____ Yes ____ No

Q7 How many employment opportunities have you applied for since completing your training program?

____ Have not applied for any jobs since completing training
____ Have applied for jobs since completing training, specify # ____ (**GO TO Q9**)

Q8 If none, why have you not applied for any employment opportunities?

____ Already employed in field of training while enrolled in program
____ Offered employment during practicum
____ Personal reasons
____ Other, please specify _____

Q9 How many employment interviews have you had? _____

Q10 Are you presently employed?

_____ Yes (**CONTINUE TO Q11**) _____ No (**GO TO Q22**)

Employment Information – If you are presently employed, complete Q11-21. If not, go to Q22

Q11 Are you self-employed? _____ Yes _____ No

Q12 Are you employed in a job directly related to the education and training you received in your program at Sask Polytech? _____ Yes _____ No

Q13 How many jobs do you currently have? (Enter 0 if you are not employed in a particular category)
_____ # of Training Related Jobs _____ # of Non-training Related Jobs

INSTRUCTIONS FOR QUESTIONS 14 to 21: ALL GRADUATES WHO ARE CURRENTLY EMPLOYED RESPOND TO Q14 TO Q21.

- For those respondents who are employed in more than one training related job, provide your answers based on the one you consider to be your 'primary job'.
- For those respondents who are not employed in a training related job, provide your answer based on the non-training related job you consider to be your 'primary' job.

Q14 What is the title of your primary training related job? (If you do not have a training related job, provide the title of your primary non-training related job)

_____ Title of primary training related job

_____ Title of primary non-training related (Do not have a training related job)

Q15 What is your employment status in your primary training related job? (If you do not have a training related job, provide the employment status of your primary non-training related job)

_____ Permanent Full-time (30 hours or more per week) _____ Non-permanent full-time

_____ Permanent Part-time (less than 30 hours per week) _____ Non-permanent part-time

_____ Casual

Q16 If your primary job is a part-time or casual position, is this by choice?

_____ Yes _____ No _____ Not Applicable

Q17 What is the hourly salary of your primary training related job, before deductions? (If you do not have training related job, provide your salary for your primary non-training related job)

\$ _____ /hour

If your hourly rate is unknown, provide an average monthly salary \$ _____ /month

Q18 Where is the location of your primary training related employment? (If you do not have a training related job, provide the location of employment for your primary non-training related job)

_____ Moose Jaw _____ Prince Albert _____ Regina _____ Saskatoon

_____ Other Saskatchewan location, please specify nearest community _____

_____ Outside Saskatchewan, please specify province, or country _____

Q19 If employment was found outside of Saskatchewan, was this by choice?

_____ Yes _____ No _____ Not applicable (**GO TO Q21**)

Q20 Indicate the **main** reason why you moved out-of-province for employment (**SELECT ONLY ONE**)

- More employment opportunities Better wages and benefits
 Personal Reasons Other, specify _____

Q21 Select the option below that **best** describes which industry sector the employer for your primary training related employment operates in. (If you do not have a training related job, provide the industry sector the employer for your primary non-training related position operates in) (**SELECT ONLY ONE**)

- | | |
|---|--|
| <input type="checkbox"/> Biotechnology, Pharmaceuticals or Nutraceuticals | <input type="checkbox"/> Health |
| <input type="checkbox"/> Business and Professional services | <input type="checkbox"/> Hospitality and Tourism |
| <input type="checkbox"/> Construction | <input type="checkbox"/> Human/Social Services and Justice |
| <input type="checkbox"/> Education Services | <input type="checkbox"/> Manufacturing (includes agri-value) |
| <input type="checkbox"/> Film, Video, Multi-media, Printing and Publishing | <input type="checkbox"/> Natural Resources and Environment |
| <input type="checkbox"/> Finance, Insurance, Real estate | <input type="checkbox"/> Retail and Wholesale |
| <input type="checkbox"/> Government Services/Public Administration | <input type="checkbox"/> Technology, Electronics, Communications |
| <input type="checkbox"/> Transportation, Trucking, and Heavy Equipment
(includes aviation & automotive/autobody service) | |

(CONTINUE TO Q28)

Graduates Not Employed – If you are NOT currently employed, complete Q22-27.

Q22 Which of the following **best** describes the reason why you are currently not employed? (**SELECT ONLY ONE**)

- Returned for further education
 Lack of experience
 Quit employment or lost desire to work in field
 Laid off by employer (includes term or seasonal work)
 No employment opportunities
 Personal reasons

Q23 Have you worked at all since completing your training program (includes part-time or casual positions)?

- Yes No (**GO TO Q25**)

Q24 If yes, was the most recent work directly related to the education and training you received in your program?

- Yes No

Q25 Are you scheduled to return to work in the future?

- Yes No

Q26 Are you actively looking for work at present?

- Yes (**GO TO Q28**) No

Q27 If no, which of the following best describes your reason for not looking for work?

- Returned for further education
 Given up looking - no employment opportunities
 Personal reasons (i.e., not available to work due to family, health etc.)

Further Education – ALL graduates to complete Q28 to Q30, whether presently employed or not

Q28 Are you currently enrolled in an education or training program?

Yes No (**GO TO Q31**)

Q29 Are you attending this training primarily as a full-time or part-time student?

Full-time Part-time

Q30 Which type of training is it? (**SELECT ONLY ONE**)

- The same Sask Polytech program (different credential)
- A post-secondary program at another institute (not university)
- A different Sask Polytech program
- An apprenticeship program
- A university program
- Other program, specify _____

Q31 Identify your gender

Male Female

Q32 How old were you on June 30th, 2014? _____

Q33 Are you of Aboriginal ancestry?

Yes No (**GO TO Q35**)

Q34 If YES, do you consider yourself?

- Status/Treaty Indian
- Métis
- Non-Status Indian
- Inuit

Q35 Do you consider yourself a member of a visible minority? Yes No

The definition of a visible minority is: A group of persons, with the exception of Aboriginal people, who are visibly distinguishable from the majority of Canadians on the basis of race, religion, and skin colour, national or ethnic origin.

Q36 Do you consider yourself a person with a disability? Yes No

The definition of a person with a disability is: any person with an ongoing physical, mental, psychiatric, learning or sensory disability that is caused by bodily injury, birth defect or illness.

Please add any additional comments:

Appendix C: Total Number of Responses per Question

Note: the number of responses varies because some questions are not relevant to all respondents and/or respondents declined to answer some questions.

Q1	What is the full name of the program from which you graduated?	2,121
Q2	What is the name of the credential that you received?	
	Applied Certificate	325
	Certificate	1,129
	Advanced Certificate	85
	Diploma	582
		2,121
Q3	At which Saskatchewan Polytechnic campus did you take your program?	
	Saskatoon Campus	763
	Regina Campus	587
	Moose Jaw Campus	417
	Prince Albert Campus	354
		2,121
Q4	How satisfied were you with the overall quality of training you received in your program?	
	Very Satisfied	910
	Satisfied	1,127
	Dissatisfied	60
	Very Dissatisfied	15
	Don't Know	9
		2,121
Q5	Based on the training you received, how satisfied were you with your preparation for employment in your field of study?	
	Very Satisfied	731
	Satisfied	1,206
	Dissatisfied	120
	Very Dissatisfied	20
	Don't know	28
		2,105
Q6	Were you already employed in your field of study prior to enrolling at Saskatchewan Polytechnic?	
	Yes	504
	No	1,617
		2,121

Q7	How many employment opportunities have you applied for since completing your training program?	
	Have not applied for any jobs since completing training	391
	Have applied for jobs since completing training, specify #	1,730
		2,121
Q8	Why have you not applied for any employment opportunities?	
	Already employed in field of training while enrolled in prog	173
	Offered employment during practicum	54
	Personal reasons	46
	Other, specify	118
		391
Q9	How many employment interviews have you had?	1,727
Q10	Are you presently employed?	
	Yes	1,815
	No	306
		2,121
Q11	Are you self-employed?	
	Yes	78
	No	1,737
		1,815
Q12	Are you employed in a job directly related to the education and training you received in your program at Saskatchewan Polytechnic?	
	Yes	1,528
	No	287
	Total	1,815
Q13	How many jobs do you currently have?	
	Training Related Jobs	1,405
	Non-training Related Jobs	255
		1,660
Q14	What is the title of your primary training-related job? (If you do not have a training related job, provide the title of your primary non-training related job)	
	Primary training related job	702
	Primary non-training related Job	118
		820

Q15	What is your employment status of your primary training-related job? (If you do not have a training related job, provide the employment status of your primary non-training related job)	
	Permanent Full-time (30 hours or more per week)	1,206
	Permanent Part-time (less than 30 hours per week)	216
	Non-permanent full-time (i.e., term, contract, seasonal)	187
	Non-permanent part-time (i.e., term, contract, seasonal)	54
	Casual	152
		1,815
Q16	If your primary job is a part-time or casual position, is this by choice?	
	Yes	240
	No	182
	Total	422
Q17	What is the salary of your primary training related job? (If you do not have a training related job, provide the salary of your primary non-training related job)	1,685
Q18	Where is the location of your primary training related employment? (If you do not have a training related job, provide the location of your primary non-training related job)	
	Moose Jaw	84
	Prince Albert	119
	Regina	498
	Saskatoon	459
	Other Saskatchewan location, please specify nearest community	566
	Outside Saskatchewan, please specify province, or country	89
		1,815
Q19	If employment was found outside of Saskatchewan, was this by choice?	
	Yes	77
	No	12
		89
Q20	Indicate the main reason why you moved out-of-province for employment	
	More employment opportunities	16
	Better wages and benefits	10
	Personal Reasons	28
	Other, specify	15
		69

Q21	Select the option below that best describes which industry sector the employer for your primary training related employment operates in.	
	Biotechnology, Pharmaceuticals or Nutraceuticals	18
	Business and Professional services	89
	Construction	154
	Education Services	135
	Film, Video, Multi-media, Printing and Publishing	12
	Finance, Insurance, Real estate	45
	Government Services/Public Administration	80
	Health	567
	Hospitality and Tourism (includes casinos)	48
	Human/Social Services and Justice	69
	Manufacturing (includes metal fabrication, agri-value, food processing)	89
	Natural Resources and Environment (includes agriculture, forestry, mining, oil & gas)	121
	Retail and Wholesale	60
	Technology, Electronics and Telecommunications	60
	Transportation, Trucking, and Heavy equipment (includes aviation and automotive/autobody services)	91
	Other, Specify	176
		1,814
Q22	Which of the following best describes the reason why you are currently not employed?	
	Returned for further education	120
	Quit employment or lost desire to work in field	7
	No employment opportunities (includes in desired location or	52
	Lack of experience	34
	Laid off by employer (includes term or seasonal work)	28
	Personal reasons (i.e., not available to work - family, heal	65
		306
Q23	Have you worked at all since completing your training program (includes part-time or casual positions)?	
	Yes	203
	No	103
		306
Q24	If yes, was the most recent work directly related to the education and training you received in your program?	
	Yes	105
	No	98
		203
Q25	Are you scheduled to return to work in the future?	
	Yes	149
	No	157
		306

Q26	Are you actively looking for work at present?	
	Yes	133
	No	173
		306
Q27	Which of the following best describes your reason for not looking for work?	
	Returned for further education	72
	Given up looking - no employment opportunities (includes in	8
	Personal reasons (i.e., not available to work due to family,	45
		125
Q28	Are you currently enrolled in an education or training program?	
	Yes	389
	No	1,732
		2,121
Q29	Are you attending this training primarily as a full-time or part-time student?	
	Full-time	231
	Part-time	158
		389
Q30	What type of training is it?	
	The same Saskatchewan Polytechnic program (different credential)	136
	A different Saskatchewan Polytechnic program	56
	A post-secondary program at another institute (not university)	30
	An apprenticeship program	46
	A university program	71
	Other program, specify	50
		389
Q31	Identify your gender	
	Male	865
	Female	1,256
		2,121
Q32	How old were you on June 30th, 2014?	2,072
Q33	Are you of Aboriginal ancestry?	
	Yes	363
	No	1,758
		2,121

Q34	If yes, do you consider yourself?	
	Status/Treaty Indian	187
	Metis	150
	Non-Status Indian	13
	Refused	1
		<hr/>
		351
Q35	Do you consider yourself a member of a visible minority?	
	Yes	293
	No	1,800
	Refused	18
		<hr/>
		2,111
Q36	Do you consider yourself a person with a disability?	
	Yes	134
	No	1,965
	Refused	20
		<hr/>
		2,121

Appendix D: List of Tables

List of Tables		Page
Table 1: Survey Response Rate, by Division, by Base/Continuing Education, 2013-14		3
Table 2: Employment Rates, by Division, by Base/Continuing Education, Based on Available Workforce 2013-14		9
Table 3: Training-Related Employment, by Division, 2011-12 to 2013-14		14
Table 4: Training-Related Employment, by Division, by Base/Continuing Education, 2013-14		14
Table 5: Full or Part-Time Employment in Primary Job, by Division, 2011-12 to 2013-14		16
Table 6: Full or Part-Time Employment in Primary Job, by Division by Base/Continuing Education, 2013-14		16
Table 7: Part-Time or Casual by Choice, by Division, by Base/Continuing Education 2013-14		18
Table 8: Self-Employment, by Division, by Base/Continuing Education, 2013-14		19
Table 9: Average Number of Current Jobs Held, by Division, by Base/Continuing Education, 2013-14		20
Table 10: Monthly Salary of Full-Time Training-Related Jobs, Saskatchewan Polytechnic Overall, 2011-12 to 2013-14		21
Table 11: Monthly Salary of Full-Time Training-Related Jobs, by Base/Continuing Education, 2013-14		21
Table 12: Industry Sector of Primary Employer, Saskatchewan Polytechnic Overall, 2011-12 to 2013-14		24
Table 13: Industry Sector of Primary Employer, by Division, 2013-14		25
Table 14: Location of Primary Employment, by Division, by Base/Continuing Education, 2013-14		28
Table 15: Location of Primary Employment for Aboriginals, Persons with Disabilities and Visible Minority Respondents, 2011-12 to 2013-14		29
Table 16: Primary Employment Out-of-Province by Choice, by Division, by Base/Continuing Education, 2013-14		31
Table 17: Reason Primary Employment Out-of-Province, Saskatchewan Polytechnic Overall, 2011-12 to 2013-14		31
Table 18: Reason Primary Employment Out-of-Province, by Division, by Base/Continuing Education, 2013-14		32
Table 19: Average Number of Employment Applications and Interview, Saskatchewan Polytechnic Overall, 2011-12 to 2013-14		33
Table 20: Reason Not Employed, Saskatchewan Polytechnic Overall		33
Table 21: Reason Not Employed, by Division, by Base/Continuing Education, 2013-14		34
Table 22: Graduates not Employed - Work Experience since Graduation, Saskatchewan Polytechnic Overall, 2011-12 to 2013-14		35
Table 23: Graduates not Employed - Work Experience since Graduation, by Division, by Base/Continuing Education, 2013-14		36
Table 24: Looking for Work, by Division, 2013-14		37
Table 25: Graduates Pursuing Further Education or Training, by Division, by Base/Continuing Education, 2013-14		40
Table 26: Graduates Pursuing Further Education Full-Time or Part-Time, by Division, by Base/Continuing Education, 2013-14		42
Table 27: Type of Further Training, Saskatchewan Polytechnic Overall, 2011-12 to 2013-14		43
Table 28: Type of Further Training, Saskatchewan Polytechnic Overall, by Division, by Base/Continuing Education, 2013-14		44
Table 29: Overall Quality of Training, Saskatchewan Polytechnic Overall, 2011-12 to 2013-14		45
Table 30: Overall Quality of Training, by Base/Continuing Education, 2013-14		45
Table 31: Training Prepared for Employment in the Field of Study, Saskatchewan Polytechnic Overall, 2011-12 to 2013-14		47
Table 32: Training Prepared for Employment in Field of Study, by Base/Continuing Education, 2013-14		47
Table 33: Gender, by Division, by Base/Continuing Education, 2013-14		50
Table 34: Age, Saskatchewan Polytechnic Overall, 2011-12 to 2013-14		51
Table 35: Age, by Division, by Base/Continuing Education, 2013-14		51
Table 36: Aboriginal Ancestry, Saskatchewan Polytechnic Overall, 2011-12 to 2013-14		52
Table 37: Aboriginal Ancestry, by Division, by Base/Continuing Education, 2013-14		52
Table 38: Visible Minority Identification, by Division, by Base/Continuing Education, 2013-14		53
Table 39: Persons with Disabilities Identification, by Division, by Base/Continuing Education, 2013-14		54

Appendix E: List of Figures

List of Figures	Page
Figure 1: Employment Trends, Based on Available Workforce, 2009-10 to 2013-14	6
Figure 2: Employment Rates, by Base/Continuing Education, Based on Available Workforce, 2013-14	7
Figure 3: Employment Rates, by Division, Based on Available Workforce, 2013-14	8
Figure 4: Employment Rates for Aboriginal Respondents, by Division, Based on Available Workforce, 2013	10
Figure 5: Employment Trends for Aboriginal Respondents, Based on Available Workforce, 2009-10 to 2013-14	11
Figure 6: Employment Trends for Persons with Disabilities and Visible Minority Respondents, Based on Available Workforce, 2009-10 to 2013-14	12
Figure 7: Training-Related Employment, by Division, 2013-14	13
Figure 8: Full or Part-Time Employment in Primary Job, by Division, 2013-14	15
Figure 9: Part-Time or Casual by Choice, Saskatchewan Polytechnic Overall, 2011-12 to 2013-14	17
Figure 10: Self-Employment, Saskatchewan Polytechnic Overall 2011-12 to 2013-14	18
Figure 11: Monthly Salary of Full-Time Training-Related Employment, by Division, 2013-14	22
Figure 12: Monthly Salary of Full-Time Training-Related Employment for Aboriginal Graduates, by Division, 2013-14	23
Figure 13: Location of Primary Employment, by Base/Continuing Education, 2011-12 to 2013-14	26
Figure 14: Primary Employment Out-of-Province by Choice, Saskatchewan Polytechnic Overall, 2011-12 to 2013-14	30
Figure 15: Looking for Work, Saskatchewan Polytechnic Overall, 2011-12 to 2013-14	37
Figure 16: Looking for Work, by Division, 2013-14	38
Figure 17: Graduates Pursuing Further Education or Training, Saskatchewan Polytechnic Overall, 2011-12 to 2013-14	39
Figure 18: Graduates Pursuing Further Education as Full-Time or Part-Time, Saskatchewan Polytechnic Overall, 2012-13 to 2013-14	41
Figure 19: Overall Quality of Training, by Division, 2013-14	46
Figure 20: Training Prepared for Employment in Field of Study, by Division, 2013-14	48
Figure 21: Gender, Saskatchewan Polytechnic Overall, 2012 to 2013-14	49
Figure 22: Visible Minority Identification, Saskatchewan Polytechnic Overall, 2011-12 to 2013-14	53
Figure 23: Persons with Disabilities Identification, Saskatchewan Polytechnic Overall, 2011-12 to 2013-14	54