

**Census Student Statistics for Academic Year 2010-11
Annual Report Addendum**

SIAST Overall: 2010-11 AY Census									
Program Enrolment				Course Registrations		Full Load Equivalent ⁴			
Training Level	Full-Time	Part-Time	Total Headcount	Training Level	Total Course Regs		Programs FLE	Courses FLE	Total FLE
Programs:				Credit:		Credit:			
Basic Education	2,332	726	3,058	Basic Education	2,166	Basic Education	1,649	269	1,918
Apprenticeship	4,955	129	5,084	Apprenticeship	1,099	Apprenticeship	1,765	31	1,796
Cert/Dip/Degree Base ¹	5,350	537	5,887	Cert/Dip/Degree Base	1,531	Cert/Dip/Degree Base	6,076	268	6,344
Cert/Dip/Degree Con Ed ²	1,628	631	2,259	Cert/Dip/Degree Con Ed	14,076	Cert/Dip/Degree Con Ed	1,819	905	2,724
				<i>Subtotal Credit Activity</i>	<i>18,872</i>	<i>Subtotal Credit Activity</i>	<i>11,309</i>	<i>1,473</i>	<i>12,782</i>
				Non-Credit:	9,182	Non-Credit:	n/a	388	388
All Levels	14,265	2,023	16,288	All Levels	28,054	All Levels	11,309	1,860	13,169
Distinct Students ³ Enrolled in Programs			15,677	Distinct Students Registered in Courses	14,759	Distinct Students in All Training (Programs and Courses)			25,949

Notes:

1. The term 'Base' represents SIAST's certificate/diploma/degree programs that are administered by program heads and are delivered on a regular basis, usually at a SIAST campus. The term 'certificate' includes SIAST's applied and advanced certificate programs. Degree programs include the Nursing Education Program of Saskatchewan (NEPS) and the NEPS Second Degree Entry Option program.
2. The term 'Con Ed' represents the continuing education delivery of SIAST's certificate/diploma/degree programs. Included in this number are 1,427 headcount program enrolments or 1,478 FLE at regional colleges and Dumont Technical Institute that broker SIAST programs.
3. Given a student can be enrolled in more than one level of training in an academic year, the number of distinct students enrolled in programs overall will not equal the sum of the totals for each training level.
4. Effective in 2010-11, SIAST implemented a new Full Load Equivalent (FLE) model. The new FLE formula will calculate a student's 'full-load' activity based on the total number of credits/hours they attend, relative to the number of credits/hours that would normally be assigned a full-time learner over the academic year. FLE will be calculated based on a standard divisor of 45 credit units for post-secondary training and 700 hours for secondary training (Basic Education). A student may be more than one FLE if their total credit unit or hour activity is greater than 45 credit units (post-secondary) or 700 hours (secondary).

Source: SIAST Operational Data Store, 2010-11 AY Census Extract

SIAST Kelsey Campus: 2010-11 AY Census										
Program Enrolment				Course Registrations		Full Load Equivalent ⁴				
Training Level	Full-Time	Part-Time	Total Headcount	Training Level	Total Course Regs		Programs FLE	Courses FLE	Total FLE	
Programs:				Credit:		Credit:				
Basic Education	1,083	429	1,512	Basic Education	908	Basic Education	789	115	904	
Apprenticeship	2,335	26	2,361	Apprenticeship	519	Apprenticeship	825	16	841	
Cert/Dip/Degree Base ¹	1,902	174	2,076	Cert/Dip/Degree Base	523	Cert/Dip/Degree Base	2,145	31	2,176	
Cert/Dip/Degree Con Ed ²	418	393	811	Cert/Dip/Degree Con Ed	4,528	Cert/Dip/Degree Con Ed	602	295	897	
				<i>Subtotal Credit Activity</i>	6,478	<i>Subtotal Credit Activity</i>	4,361	457	4,818	
				Non-Credit:	3,266	Non-Credit:	n/a	128	128	
All Levels	5,738	1,022	6,760	All Levels	9,744	All Levels	4,361	585	4,946	
Distinct Students ³ Enrolled in Programs			6,528	Distinct Students Registered in Courses		5,282	Distinct Students in All Training (Programs and Courses)			10,295

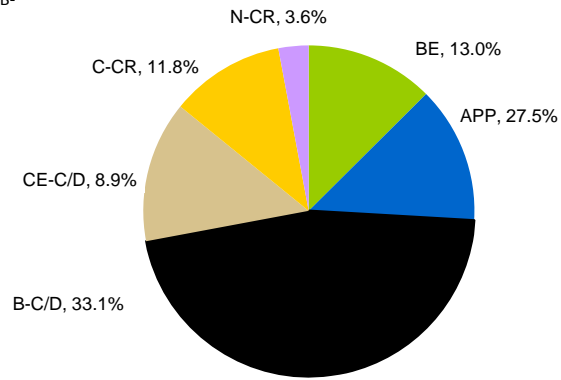
SIAST Palliser Campus: 2010-11 AY Census										
Program Enrolment				Course Registrations		Full Load Equivalent ⁴				
Training Level	Full-Time	Part-Time	Total Headcount	Training Level	Total Course Regs		Programs FLE	Courses FLE	Total FLE	
Programs:				Credit:		Credit:				
Basic Education	228	24	252	Basic Education	143	Basic Education	146	15	161	
Apprenticeship	1,580	81	1,661	Apprenticeship	447	Apprenticeship	580	10	591	
Cert/Dip/Degree Base ¹	1,411	62	1,473	Cert/Dip/Degree Base	515	Cert/Dip/Degree Base	1,763	199	1,962	
Cert/Dip/Degree Con Ed ²	232	21	253	Cert/Dip/Degree Con Ed	2,507	Cert/Dip/Degree Con Ed	200	203	403	
				<i>Subtotal Credit Activity</i>	3,612	<i>Subtotal Credit Activity</i>	2,690	427	3,117	
				Non-Credit:	878	Non-Credit:	n/a	25	25	
All Levels	3,451	188	3,639	All Levels	4,490	All Levels	2,690	453	3,142	
Distinct Students ³ Enrolled in Programs			3,491	Distinct Students Registered in Courses		2,358	Distinct Students in All Training (Programs and Courses)			4,832

SIASW Wascana Campus: 2010-11 AY Census									
Program Enrolment				Course Registrations		Full Load Equivalent ⁴			
Training Level	Full-Time	Part-Time	Total Headcount	Training Level	Total Course Regs		Programs FLE	Courses FLE	Total FLE
Programs:				Credit:		Credit:			
Basic Education	689	133	822	Basic Education	824	Basic Education	449	104	553
Apprenticeship	92	0	92	Apprenticeship	52	Apprenticeship	27	3	29
Cert/Dip/Degree Base ¹	1,414	145	1,559	Cert/Dip/Degree Base	239	Cert/Dip/Degree Base	1,383	18	1,401
Cert/Dip/Degree Con Ed ²	368	185	553	Cert/Dip/Degree Con Ed	4,405	Cert/Dip/Degree Con Ed	370	265	635
				<i>Subtotal Credit Activity</i>	5,520	<i>Subtotal Credit Activity</i>	2,229	389	2,618
				Non-Credit:	3,442	Non-Credit:	n/a	159	159
All Levels	2,563	463	3,026	All Levels	8,962	All Levels	2,229	548	2,777
Distinct Students ³ Enrolled in Programs			2,965	Distinct Students Registered in Courses		5,729	Distinct Students in All Training (Programs and Courses)		7,804

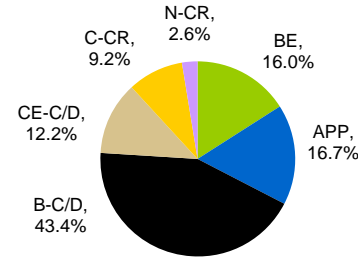
SIASW Woodland Campus: 2010-11 AY Census									
Program Enrolment				Course Registrations		Full Load Equivalent ⁴			
Training Level	Full-Time	Part-Time	Total Headcount	Training Level	Total Course Regs		Programs FLE	Courses FLE	Total FLE
Programs:				Credit:		Credit:			
Basic Education	332	140	472	Basic Education	291	Basic Education	266	35	300
Apprenticeship	948	22	970	Apprenticeship	81	Apprenticeship	332	2	335
Cert/Dip/Degree Base ¹	623	156	779	Cert/Dip/Degree Base	254	Cert/Dip/Degree Base	785	20	805
Cert/Dip/Degree Con Ed ²	610	32	642	Cert/Dip/Degree Con Ed	2,636	Cert/Dip/Degree Con Ed	647	142	789
				<i>Subtotal Credit Activity</i>	3,262	<i>Subtotal Credit Activity</i>	2,029	199	2,228
				Non-Credit:	1,596	Non-Credit:	n/a	76	76
All Levels	2,513	350	2,863	All Levels	4,858	All Levels	2,029	275	2,304
Distinct Students ³ Enrolled in Programs			2,720	Distinct Students Registered in Courses		1,949	Distinct Students in All Training (Programs and Courses)		3,844

- Basic Education (BE)
- Apprenticeship (APP)
- Base Certificate/Diploma/Degree (B-C/D)
- Continuing Education Certificate/Diploma (CE-C/D)
- Credit Course Regs (C-CR)
- Non-credit Course Regs (N-CR)

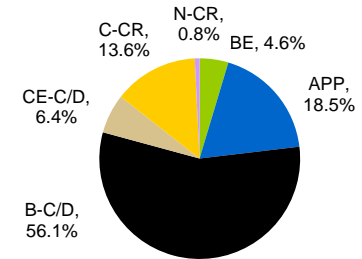
Enrolment by FLE 2010-11
SIAST FLE Total 13,169



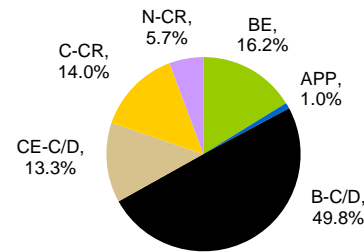
SIAST Kelsey Campus
FLE Total 4,946



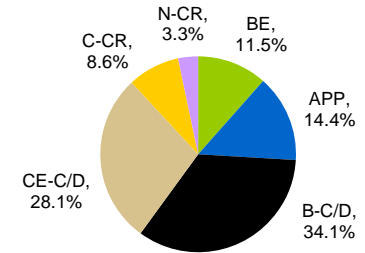
SIAST Palliser Campus
FLE Total 3,142



SIAST Wascana Campus
FLE Total 2,777



SIAST Woodland Campus
FLE Total 2,304



Number of Post-Secondary Programs: 2010-11 AY

Applied Certificate	45
Certificate	43
Advanced Certificate	13
Diploma	51
Degree	2
Apprenticeship	24
Total	178

Number of Graduates: 2010-11 AY

Applied Certificate	649
Certificate	1,969
Advanced Certificate	130
Diploma	1,044
Total	3,792

SIAST Education Equity Participation 2010-11 (Headcount and % Enrolment)

Designated Groups of Students

All Programs

Certificate/Diploma/Degree

(Basic Education, Apprenticeship, Cert/Dip/Degree; includes continuing education programs)

Designated Groups of Students	All Programs		Certificate/Diploma/Degree	
	#	%	#	%
Persons of Aboriginal ancestry	2,905	17.8%	1,375	16.9%
Persons with disabilities	1,027	6.3%	477	5.9%
Persons of visible minorities	871	5.3%	291	3.6%
Female students	6,976	42.8%	4,966	61.0%