

SIAS STUDENT STATISTICS

Enrolment figures by full-load equivalent (FLE) ¹

<u>FLE enrolment</u>	<u>2006-07</u>	<u>Number of graduates</u>	
Program enrolment			2006/07
Basic Education	1,150	Diploma	788
Apprenticeship	2,970	Certificate	2,926
Certificate/diploma	5,011	Total	3,714
Continuing education credit programs	1,402		
Total program enrolment	10,533		
Course registration enrolment		SIAS programs	
Credit	1,743	Number of programs ⁵	
Non-credit	514		2006/07
Total course registration enrolment	2,257	Diploma	49
Future Skills enrolment		Certificate ⁶	108
Program FLE	321	Apprenticeship	28
FS credit course FLE	187	Total	185
FS non-credit course FLE	71		
Total Future Skills enrolment	579		
Total Enrolment Reported by FLE	13,369		

¹ In 2002, SIAS adopted full-load equivalent (FLE) as the standard measure for enrolment reporting. FLE is a method of counting enrolled students by converting all registrations according to predetermined formulas that are inclusive of all types of training activity at SIAS.

² SIAS certificate programs delivered through regional colleges are included in continuing education credit programs.

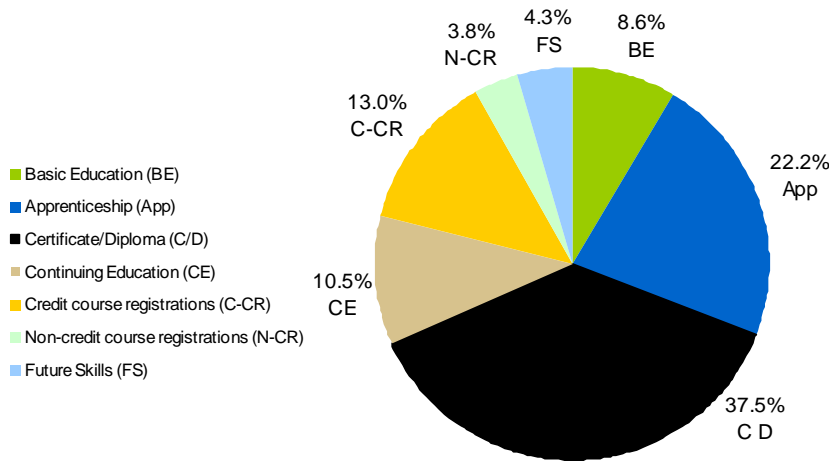
³ Individual Credit Course registrations include students who have not been admitted to a SIAS credit program.

⁴ In 2005, SIAS implemented an enrolment data mart to enhance reporting capabilities. During implementation, methods of defining and reporting student enrolment were refined to align with current business processes. The enrolment data mart was used to report 2006/07 FLE enrolment. In order to maintain consistency over a three-year trend period, FLE enrolment for the 2004-05 and 2005-06 academic years have been re-generated using the enrolment data mart and new reporting template.

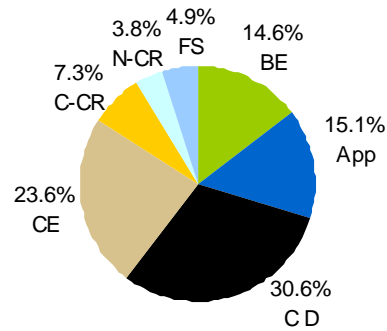
⁵ Total number of programs does not include the Nursing Education Program of Saskatchewan (NEPS) or the NEPS Second Degree Entry Option program.

⁶ Certificate programs include applied certificates, certificates, and advanced certificates.

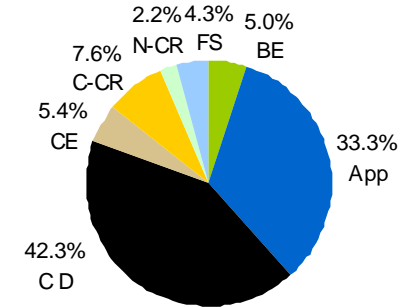
Program enrolment by FLE 2006-07
SIAST FLE Total 13,369



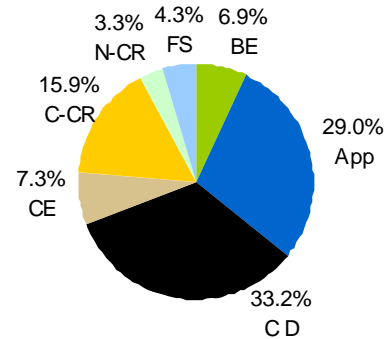
SIAST Woodland Campus
FLE Total 2,048



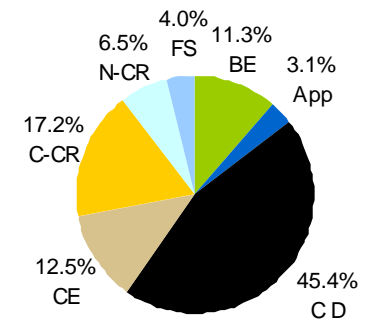
SIAST Palliser Campus
FLE Total 2,947



SIAST Kelsey Campus
FLE Total 5,478



SIAST Wascana Campus
FLE Total 2,896



Education equity participation (% enrolment)

SIAST Participation Rates 2006/07

Designated groups of students

All programs

Certificate/Diploma programs

(certificate/diploma, Basic Education & apprenticeship programs; includes continuing education)

(includes continuing education programs delivered at regional colleges)

Persons of Aboriginal ancestry	19.2%	16.8%
Persons with disabilities	5.3%	5.5%
Persons of visible minorities	2.3%	2.7%
Female students	42.6%	56.4%