



Saskatchewan Health Card

International Students Guide



What is a Saskatchewan Health Card?

A Saskatchewan Health Card, also referred to as provincial health card, allows holder to access universal health benefits. Please refer to eHealth website for detailed information on these benefits: [Health Benefits Coverage | Prescription Drug Plans and Health Coverage | Government of Saskatchewan](#)

Once an international student resides in Saskatchewan and is enrolled full-time, they are eligible to apply for a Saskatchewan Health Card. Students must register themselves, including their accompanying spouse/partner and dependents (if applicable).

Note:

Enrolled refers to students whose program already started and currently attending.
Accepted refers to students expected to be enrolled in the upcoming intake.

Student whose program has not started is not eligible to apply for Saskatchewan Health Card. It is strongly recommended that students arrange an insurance that covers for the time in Canada before classes start, and for additional 6 to 8 weeks while application for your SK health card is being processed.

How to Apply

Prepare Supporting Documentation

Student must provide one (1) document for each criteria – two (2) set of documents in total (front and back if applicable):

For complete list of acceptable supporting documents, please refer to the following website [Supporting Documentation Required to Accompany Your Health Card Application.pdf \(ehealthsask.ca\)](#)

Legal entitlement to be in Canada

- Study Permit with Enrolment Verification

Saskatchewan residency

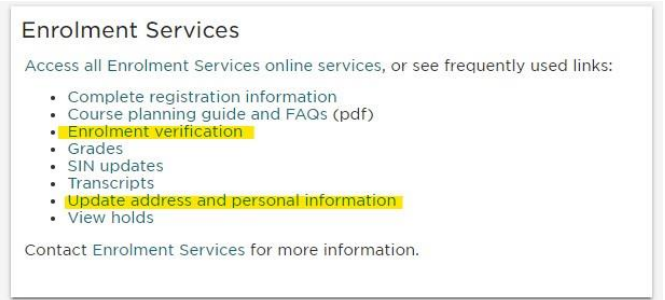
- Signed rental, or lease agreement
- Utility Bill (home telephone, cable TV, satellite TV, water, gas, or energy)
– **cell phone bills are not accepted**

Cont.

- Saskatchewan driver's license
- Saskatchewan Motor Vehicle Registration
- Employer record (pay stub or letter from employer on company letterhead)
- School, college, or university report card or transcript

To order an Enrolment Verification:

1. Login to your [mySaskPolytech](#) account
2. Click on "Menu"
3. Click on "Student Home"
4. Scroll down to "Enrolment Services"
5. Click on "Enrolment Verification"
6. Choose your Term
7. Click "Continue"
8. Select delivery method
9. Click "Continue"
10. Complete the address
11. Click on "Submit Request"



In approximately an hour, your document will be available in your MySaskPolytech portal for you to print or forward. You will find it under your applicant tab, myElectronicLetters.



Note: Before ordering an Enrolment Verification, ensure you have updated your *Permanent Address* to your Canadian address in mySaskPolytech account. If you haven't, scroll down to "Enrolment Services", then Click on "Update address and personal information".

Register Online

Please register online by visiting eHealth Saskatchewan website

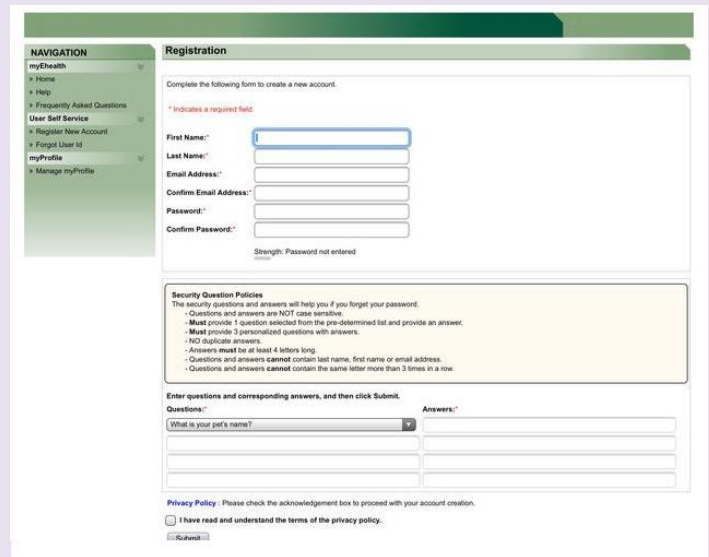
<https://www.ehealthsask.ca/residents/health-cards/Pages/Apply-for-a-Health-Card.aspx>.

(Alternative Paper application form is also available [here](#).)

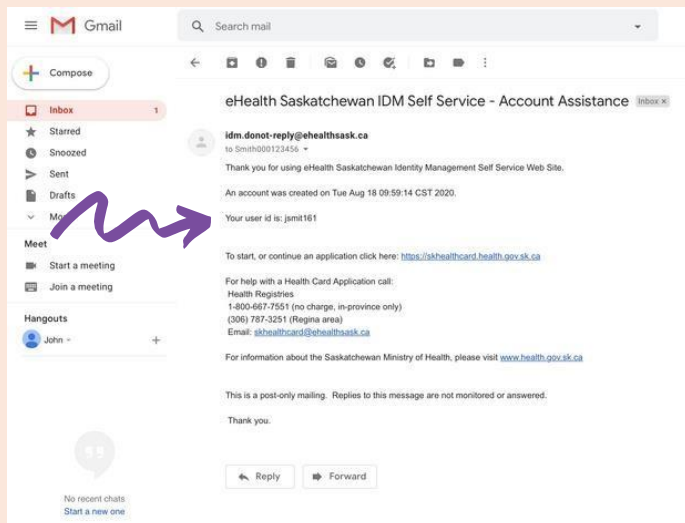
1. Click “Create an Account”



2. Enter your name, valid email address and create a password. Please read and check terms of privacy policy. Then click “Submit”.

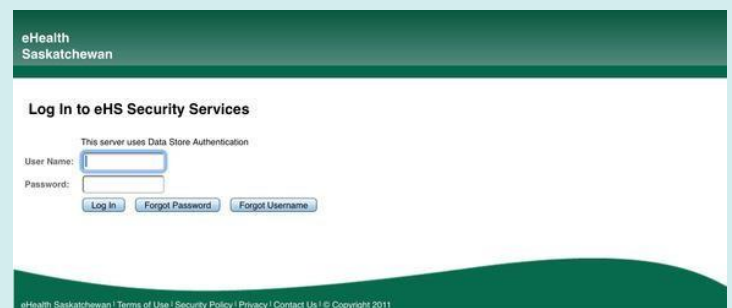


3. You will receive your user ID thru the email you provided.



4. Log in using the user ID provided and the password you created

<https://skhealthcard.health.gov.sk.ca/>



5. Click “Next” under New or Returning Saskatchewan Resident

6. Click “Start New Application”

7. Please provide your family information and the country/province you are relocating from

8. Please answer all required field marked with (*). At least one phone number is required. Your SK Health Card will be mailed to the address provided. Ensure to provide your Canadian Address. Click “Next”.

9. Attach all two set of documents as PDF or JPEG.

- Legal entitlement to be in Canada
- Saskatchewan residency

Then, certify that all information provided is correct. Lastly, click “Submit My Application”.

It may take 6-8 weeks plus mailing time to receive your SK Health.

Note: Student will be responsible to ensure they have insurance coverage during the gap. We highly recommend carrying a medical insurance from the time of travel to Canada until SK Health card is received.

SK Health Card Coverage

The following health services are fully covered by Saskatchewan Health:

All medically necessary services provided by physicians (inpatient/outpatient).

- Includes family doctors and specialists
- Walk in clinics
- Emergency room visits
- Hospitalization (as recommended by physician)
- Maternity Care

Some immunization services.

Mental health services via the Saskatchewan Health Authority.

There is no coverage for the following:

Prescription drugs

Routine dental services such as cleanings, scalings, fillings, etc.

Ground ambulance transportation

Air ambulance

Eye glasses, lenses

Medical appliances

Most paramedical services such as psychologists, naturopaths, acupuncturists, registered massage therapists, etc.

Please refer to the following website to learn about the benefits:
<https://www.ehealthsask.ca/services/resources/Resources/IFYB-2016.pdf#search=Health%20Card%20coverage>

Extending your Coverage

Students Extending Study Permit

If you applied for a study permit extension, to maintain your SK Health Card coverage with implied status for six months, you must apply at eHealth Saskatchewan. **To be eligible, you must apply prior to the expiry your current study permit.**

International students must complete below steps and submit required documents to eHealth Saskatchewan.

- International students can update or replace Saskatchewan Health Card online by going to: <https://www.ehealthsask.ca/residents/health-cards/Pages/Update-or-Replace-a-Health-Card.aspx> and clicking on “Update your Health Card registration information online”. Students will have to make an account before beginning the process or log in to their existing account.
 - The following documents will be required when completing the online form to update or replace a health card:
 - Complete the “Notification of an Updated Immigration Document”,
 - Complete study permit extension application and provide proof of submission, and
 - Provide proof of payment for study permit extension application

- After the student receives their original study permit extension from Immigration, Refugees and Citizenship Canada, the following steps must be completed:
 - Go to: <https://www.ehealthsask.ca/residents/health-cards/Pages/Update-or-Replace-a-Health-Card.aspx> and click on “Update your Health Card registration information online” and login to your account.
 - The following documents will be required when completing the online form to update or replace a health card:
 - Complete the “Notification of an Updated Immigration Document”, and
 - Upload the original study permit extension.

Graduating Students

If you completed your studies and applied for post-grad work permit (PGWP), to maintain your SK Health Card coverage with implied status for six months, you must apply at eHealth Saskatchewan. **To be eligible, you must apply prior to the expiry your current study permit.**

International students must complete below steps and submit required documents to eHealth Saskatchewan.

- International students can update or replace Saskatchewan Health Card online by going to: <https://www.ehealthsask.ca/residents/health-cards/Pages/Update-or-Replace-a-Health-Card.aspx> and clicking on “Update your Health Card registration information online”. Students will have to make an account before beginning the process or log in to their existing account.
 - The following documents will be required when completing the online form to update or replace a health card:
 - Complete the “Notification of an Updated Immigration Document”,
 - Complete post-grad work permit application and provide proof of submission, and
 - Provide proof of payment for post-grad work permit application
- After the student receives their original post-grad work permit from Immigration, Refugees and Citizenship Canada, the following steps must be completed:
 - Go to: <https://www.ehealthsask.ca/residents/health-cards/Pages/Update-or-Replace-a-Health-Card.aspx> and click on “Update your Health Card registration information online” and login to your account.
 - The following documents will be required when completing the online form to update or replace a health card:
 - Complete the “Notification of an Updated Immigration Document”, and
 - Upload the original post-grad work permit.

FAQs

Q: If my student study permits is about to expire, how will this affect my Saskatchewan Health Card coverage?

A: International students automatically lose their Health Card coverage when their study permit expires.

Q: What if International Students do not have Health Cards? How will this affect their ability to access medical attention?

A: Students will have to pay for any medical expenses or maintain medical insurance coverage.

Q: If international students do not have Health Cards, will they receive Health Card coverage immediately upon application?

A: No. Health Card coverage is only available once students receive their Health Cards. Application is not a guarantee of coverage.

Q: If international students pay for medical expenses prior to receiving their Saskatchewan Health Cards, can they be reimbursed for those medical expenses after receiving their Health Cards?

A: International students that have applied for a Saskatchewan Health Card but have not received it will have to pay for any medical expenses they incur. Students may keep all receipts and submit them to eHealth after receiving their Saskatchewan Health Card; however, there is no guarantee that their expenses will be reimbursed. If the student is facing a life-threatening medical emergency, they can contact eHealth and request to have their application brought to the front of the line for review.

Q: What coverage is provided to international students with a Saskatchewan Health Card?

A: The same coverage as Saskatchewan domestic residents. Please refer to the following website for details about domestic universal health benefits:
[Health Benefits Coverage | Prescription Drug Plans and Health Coverage | Government of Saskatchewan](#)

Q: Are there coverage limitations for international students with a Saskatchewan Health Card?

A: Limitations are the same as for Saskatchewan domestic residents. Please refer to the following website for details about domestic universal health benefits: [Health Benefits Coverage | Prescription Drug Plans and Health Coverage | Government of Saskatchewan](#)

eHealth Saskatchewan Contact Info

2130 11th Avenue, 3rd Floor
Regina, SK S4P 0J5

Toll Free: 1-800-667-7551
(Canada and US)
Phone: 306-787-3251
Fax: 306-787-8951

Hours:
8:00a.m. - 5:00p.m. Monday to Friday
[Excluding Statutory Holidays](#)

Medical Services Branch

Contact Information: 306-787-3475 Option #4

Claims for reimbursements can be forwarded to the following address:

Medical Services Branch
3475 Albert Street
Regina, SK S4S 6X6

When submitting receipts for reimbursement, the original receipt(s) should be submitted. Keep a copy of all receipts for your own records. Additionally, the following information should be included when you submit a request:

- Saskatchewan Health Card Number or a photocopy of the actual health card
- The name of the doctor
- All services rendered for each receipt being submitted (an itemized statement)
- The reason for the doctor visit as indicated on the receipt or invoice

Reference:

eHealthsask. (n.d.). Prescription Drug Plans and Health Coverage. Retrieved 18 August 2023, from <https://www.saskatchewan.ca/residents/health/prescription-drug-plans-and-health-coverage>

eHealthsask. (n.d.). Supporting Documentation Required to Accompany Your Health Card Application – eHealthsask.ca. Retrieved 11 November 2021, from <https://www.ehealthsask.ca/residents/Documents/Supporting%20Documentation%20Required%20to%20Accompany%20Your%20Health%20Card%20Application.pdf>

eHealthsask. (April 2020). *Post-Secondary International Students, Faculty and Staff COVID-19 Q&As*. Retrieved 23 Sep 2020

Updated: Aug 2023